



CENTRAL ELEMENTARY SCHOOL
2016-2017


Grade Span PK-02

41-1785-050
WARREN
GREAT MEADOWS REGIONAL
281 ROUTE 46
GREAT MEADOWS, NJ 07838

The **2016-17 School Performance Reports** are designed to share school and district information collected by the New Jersey Department of Education directly with parents, educators, and communities. The Department believes that the greatest potential to improve school performance and student outcomes is through parents, educators, and community members working together. These reports seek to make that process easier by providing information that can help people to:

- **Learn more:** The School Performance Reports contain a wealth of data, going far beyond a school's test scores to include information about the staff working in a school, student discipline rates, and the sports and clubs offered.
- **Ask questions:** These reports can help start a conversation, but they cannot answer all the questions you might have about schools in your community. Use the contact information provided to engage with faculty and administrators at your schools to ask about the data you see in these reports.
- **Get involved:** Schools need help from parents and communities to help students succeed. Contact your school to find out about school board meetings or parent and community groups.

Navigating through the reports:

- Download this report to a PDF by clicking the  icon at the top of the page.
- Search for specific text or words in these reports by using the search box at the top of the page.
- The menu bar at the top of the page or the table of contents at the left of the screen can be used to move between sections of the report.
- The arrow buttons at the top left of the screen can be used to move between pages of the report.

Other Resources:

- Review the [Parent Summary Report](#) or the [district-level report](#) for this school.
- For more detailed information about the data in these reports, where it comes from, and how to use it: [Reference Guide](#) or [Interpretive Video](#).
- [Download the data](#) used in these reports.

- Want to give us feedback? Take our feedback survey: [surveylink](#)
- Questions about the reports? Contact us at reportcard@doe.nj.gov



CENTRAL ELEMENTARY SCHOOL

2016-2017

Grade Span PK-02

41-1785-050
WARREN
GREAT MEADOWS REGIONAL
281 ROUTE 46
GREAT MEADOWS, NJ 07838

Footnotes

1. An "*" indicates that data is not displayed to protect student privacy; "N" indicates no data is available to display.
2. ** ESSA accountability targets are only included if data is available for at least 20 students.

Note: Additional footnotes may exist within the reports specific to certain data tables. In those instances, the footnotes will be displayed below the applicable table.



**CENTRAL ELEMENTARY SCHOOL
2016-2017**

Grade Span PK-02

41-1785-050
WARREN
GREAT MEADOWS REGIONAL
281 ROUTE 46
GREAT MEADOWS, NJ 07838

Enrollment Trends by Grade

This table shows the number of students enrolled by grade for the past three school years. Ungraded students are students who are "on roll" but are educated in ungraded classrooms.

| Grade | 2014-15 | 2015-16 | 2016-17 |
|----------|---------|---------|---------|
| PK | 0 | 0 | 24 |
| KG | 61 | 60 | 67 |
| 1 | 67 | 57 | 62 |
| 2 | 60 | 64 | 66 |
| 3 | 0 | 0 | 0 |
| 4 | 0 | 0 | 0 |
| 5 | 0 | 0 | 0 |
| 6 | 0 | 0 | 0 |
| 7 | 0 | 0 | 0 |
| 8 | 0 | 0 | 0 |
| 9 | 0 | 0 | 0 |
| 10 | 0 | 0 | 0 |
| 11 | 0 | 0 | 0 |
| 12 | 0 | 0 | 0 |
| Ungraded | 13 | 21 | 10 |
| Total | 201 | 202 | 229 |

Enrollment Trends by Student Group

This table shows the percentage of students by student group for the past three school years. Data for some student groups was not available before 2016-17.

| Student Group | 2014-15 | 2015-16 | 2016-17 |
|-------------------------------------|---------|---------|---------|
| Female | 48% | 50% | 45% |
| Male | 52% | 50% | 55% |
| Economically Disadvantaged Students | 13% | 9% | 10% |
| Students with Disabilities | 11% | 16% | 18% |
| English Learners | 2% | 4% | 3% |
| Homeless Students | | | 0% |
| Students in Foster Care | | | 0% |
| Military-Connected Students | | | 0% |
| Migrant Students | | | 0% |

Enrollment by Racial and Ethnic Group

This table shows the percentage of students by racial and ethnic group.

| Racial and Ethnic Group | % of Students |
|-------------------------------------|---------------|
| White | 81.2% |
| Hispanic | 13.1% |
| Asian | 1.7% |
| Black or African American | 0.9% |
| Native Hawaiian or Pacific Islander | 0.4% |
| American Indian or Alaska Native | 0.0% |
| Two or More Races | 2.6% |

PreK and K - Full Day and Half Day

This table shows the full day and half day enrollment for Pre-Kindergarten (PK) and Kindergarten (KG) students in this school.

| Grade | 2014-15 | 2015-16 | 2016-17 |
|---------------|---------|---------|---------|
| PK - Half Day | 0 | 0 | 4 |
| PK - Full Day | 0 | 0 | 20 |
| KG - Half Day | 0 | 0 | 0 |
| KG - Full Day | 60 | 60 | 67 |

Enrollment by Home Language

This table shows the percentage of students by primary home language. Only the top 5 languages with at least 1% of students are shown. All other students are included in Other Languages.

| Home Language | % of Students |
|---------------|---------------|
| English | 96.5% |
| Spanish | 1.7% |
| Other | 1.6% |



**CENTRAL ELEMENTARY SCHOOL
2016-2017**

Grade Span PK-02

41-1785-050
WARREN
GREAT MEADOWS REGIONAL
281 ROUTE 46
GREAT MEADOWS, NJ 07838

This section shows information about student absences which provides important information about a school's culture and climate. In addition, research shows that student absences impact a child's ability to succeed in school. The New Jersey Department of Education selected chronic absenteeism as its measure of school quality and student success for the *ESSA* accountability plan. **Chronic absenteeism** is defined as being absent for 10% or more of the days enrolled during the school year. A student who is not present for any reason, excused, unexcused or for disciplinary action, is considered absent unless permitted by statute or regulation.

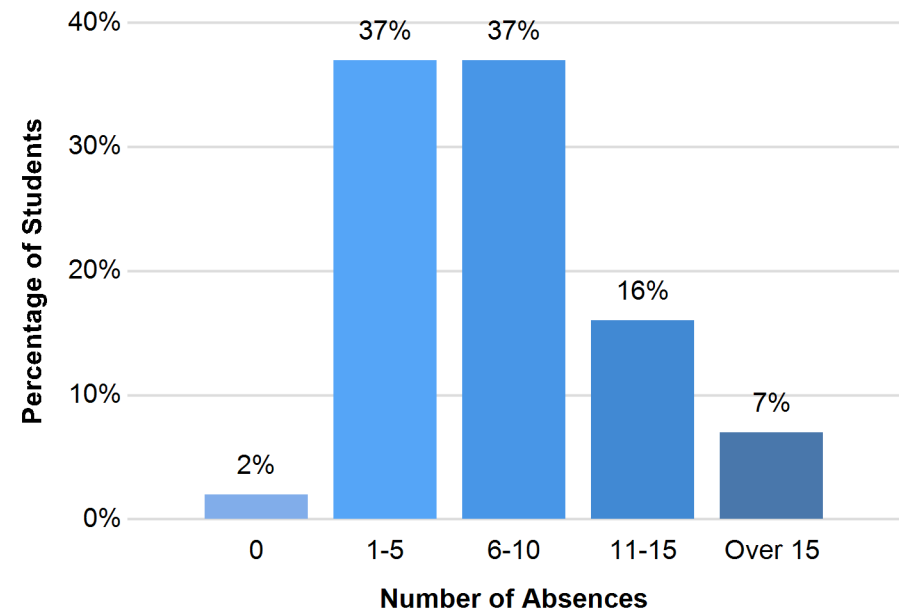
Chronic Absenteeism

This table shows the percentage of students in grades K-12 in the school and each student group who were chronically absent. This table also shows whether the school and each student group met the *ESSA* accountability targets for 2016-17.

| Student Group | % Chronically Absent | 2016-17 Target | Met 2016-17 Target |
|---|----------------------|----------------|--------------------|
| Schoolwide | 5.00 | 9.80 | Met Target |
| White | 3.70 | 9.80 | Met Target |
| Hispanic | 11.10 | 9.80 | Not Met |
| Black or African American | N | ** | ** |
| Asian, Native Hawaiian, or Pacific Islander | N | ** | ** |
| American Indian or Alaska Native | N | ** | ** |
| Two or More Races | N | ** | ** |
| Economically Disadvantaged Students | 4.80 | 9.80 | Met Target |
| Students with Disabilities | 8.00 | 9.80 | Met Target |
| English Learners | N | ** | ** |

Days Absent

The graph displays the percentage of K-12 students schoolwide by the number of days they were absent during the school year. An absence is defined as being 'not present' and includes both excused and unexcused absences.



** ESSA accountability targets are only included if data is available for at least 20 students.



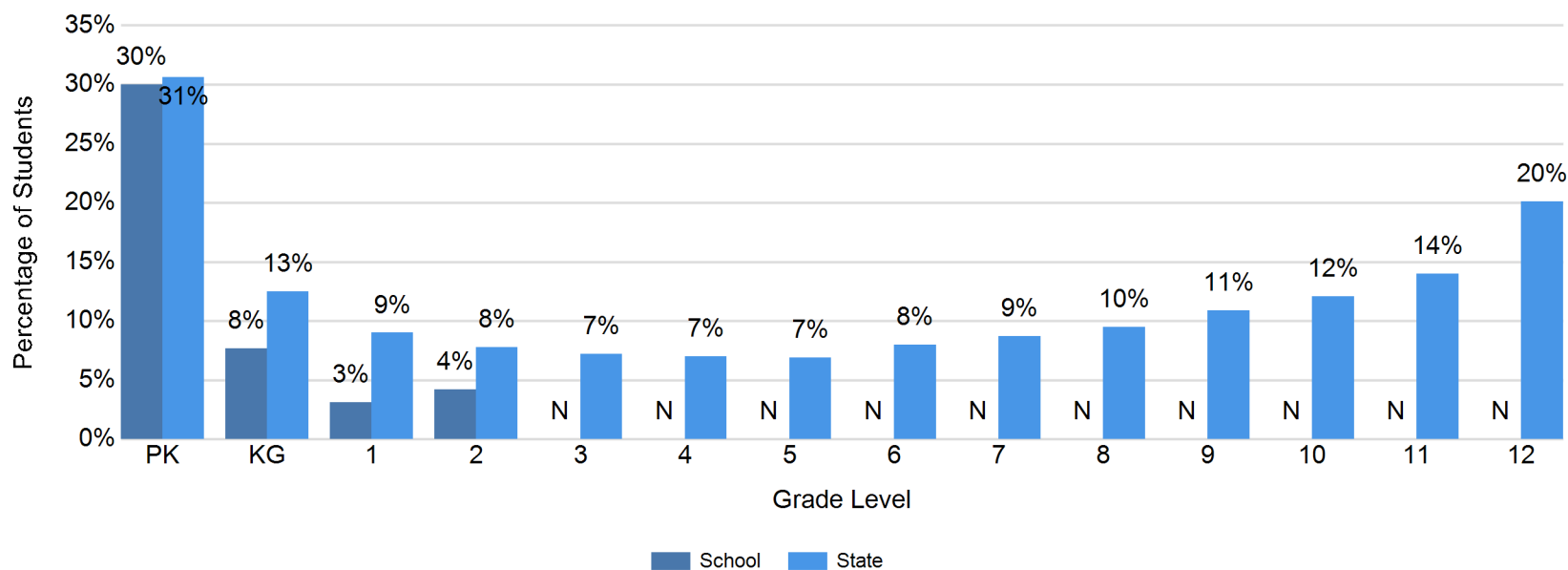
**CENTRAL ELEMENTARY SCHOOL
2016-2017**

Grade Span PK-02

41-1785-050
WARREN
GREAT MEADOWS REGIONAL
281 ROUTE 46
GREAT MEADOWS, NJ 07838

Chronic Absenteeism by Grade

This graph shows the percentage of students in the school and across the state who were chronically absent for each grade level. **Chronic absenteeism** is defined as being absent for 10% or more of the days enrolled during the school year. A student who is not present for any reason, excused, unexcused or for disciplinary action, is considered absent unless permitted by statute or regulation.





CENTRAL ELEMENTARY SCHOOL
2016-2017

Grade Span PK-02

41-1785-050
WARREN
GREAT MEADOWS REGIONAL
281 ROUTE 46
GREAT MEADOWS, NJ 07838

School Day

This table shows the start and end times and length of school day for a typical student at this school. **Instructional time** is the amount of time that a typical student was engaged in instructional activities under the supervision of a certified teacher.

| Category | School |
|----------------------------------|-----------------|
| Typical Start Time | 9:10AM |
| Typical End Time | 3:25PM |
| Length of School Day | 6 Hrs 15 Mins |
| Full Time - Instructional Time | 5 Hrs. 55 Mins. |
| Shared Time - Instructional Time | * |

Violence, Vandalism, HIB, and Substance Offenses

This table shows the number of incidents reported by type. A single incident may be counted under multiple incident types. The total unique incidents provides a non-duplicated count of incidents. The final row shows a rate of incidents for every 100 students enrolled in the school.

| Incident Type | Number of Incidents |
|--|---------------------|
| Violence | 1 |
| Vandalism | 0 |
| Weapons | 1 |
| Substances | 0 |
| Harassment, Intimidation, Bullying (HIB) | 0 |
| Total Unique Incidents | 1 |
| Incidents Per 100 Students Enrolled | 0.44 |

Student Suspension Rate

This table shows the percentage of students who received one or more in-school suspensions, one or more out-of-school suspensions, and one or more suspensions of any type during the school year. Students receiving both in-school and out-of-school suspensions will be counted in all rows of the table. Students who received more than one suspension are counted only one time in each category below.

| Suspension Types | % of Students |
|---------------------------|---------------|
| In-School Suspensions | 0.0% |
| Out-of-School Suspensions | 0.4% |
| Any Suspension | 0.4% |

Student Expulsions

This table shows the number of students who were expelled from the school during the school year. An expulsion is when a student is removed from a school and does not receive any further educational services during the school year.

| Category | Number of Students |
|------------|--------------------|
| Expulsions | 0 |



CENTRAL ELEMENTARY SCHOOL
2016-2017

Grade Span PK-02

41-1785-050
 WARREN
 GREAT MEADOWS REGIONAL
 281 ROUTE 46
 GREAT MEADOWS, NJ 07838

Per-Pupil Expenditures (District Level)

This table shows the total current expenses for regular and special education students taught within the district's schools. It includes expenditures for instruction, support services, administration, operations and maintenance, extra-curricular activities, and community service. More information about district and charter school spending can be found using districts' [User Friendly Budgets](#), or the NJDOE Finance [District Report Search](#) of the Comprehensive Annual Financial Reports (CAFRs) and Auditor's Management Reports (AMRs).

| Per-Pupil Expenditures | Federal | State/ Local | Total |
|----------------------------|---------|-----------------|----------|
| District Total (2015-2016) | \$451 | \$15,984 | \$16,435 |



**CENTRAL ELEMENTARY SCHOOL
2016-2017**

Grade Span PK-02

41-1785-050
WARREN
GREAT MEADOWS REGIONAL
281 ROUTE 46
GREAT MEADOWS, NJ 07838

This section contains information about staff that are assigned to the school and district. Here is an explanation of some of the **key terms used in the staff section**:

Faculty: All classroom teachers and educational support services personnel (such as Librarians, Nurses, Counselors, and Child Study Team members)

Teachers: All classroom teachers

Administrators: Principals, assistant principals, supervisors, coordinators, directors, and other central-office administrators, as well as superintendents and other district-level administrators

Full-Time Equivalent: In calculations, staff members are weighted based on the percentage of their time that they are assigned to a school or district. For example – a teacher assigned to a school half time would be weighted 50% in calculations, but a teacher assigned to a school full time would be weighted 100% in calculations.

Teachers – Experience

This table shows information about experience for teachers assigned to this school and across the state.

| Category | Teachers in School | Teachers in State |
|--|--------------------|-------------------|
| Total Number of teachers | 20 | 120,724 |
| Average years experience in public schools | 13.1 | 11.8 |
| Average years experience in district | 10.9 | 10.5 |
| Teachers in district for 4 or more years | 70% | 74% |

Administrators – Experience (District Level)

This table shows information about experience for administrators assigned to this district and across the state.

| Category | Admin. in District | Admin. in State |
|--|--------------------|-----------------|
| Total Number of administrators | 5 | 9,506 |
| Average years experience in public schools | 12.8 | 15.9 |
| Average years experience in district | 4.0 | 11.6 |
| Administrators in district for 4 or more years | 20% | 74% |

Student to Staff Ratios

This table shows the number of students per staff member in the school and district. Ratios for librarians, nurses, counselors, and child study team members are only reported at the district level because many staff in these jobs are assigned only to the district and not to individual schools.

| Staff Type | School Students: Staff | District Students: Staff |
|-----------------------------|------------------------|--------------------------|
| Teachers | 11:1 | 10:1 |
| Administrators | 115:1 | 144:1 |
| Librarian/Media Specialists | | 360:1 |
| Nurses | | 240:1 |
| Counselors | | 360:1 |
| Child Study Team | | N |



CENTRAL ELEMENTARY SCHOOL
2016-2017

Grade Span PK-02

41-1785-050
WARREN
GREAT MEADOWS REGIONAL
281 ROUTE 46
GREAT MEADOWS, NJ 07838

This section contains information about staff that are assigned to the school and district. Here is an explanation of some of the **key terms used in the staff section**:

Faculty: All classroom teachers and educational support services personnel (such as Librarians, Nurses, Counselors, and Child Study Team members)

Teachers: All classroom teachers

Administrators: Principals, assistant principals, supervisors, coordinators, directors, and other central-office administrators, as well as superintendents and other district-level administrators

Full-Time Equivalent: In calculations, staff members are weighted based on the percentage of their time that they are assigned to a school or district. For example – a teacher assigned to a school half time would be weighted 50% in calculations, but a teacher assigned to a school full time would be weighted 100% in calculations.

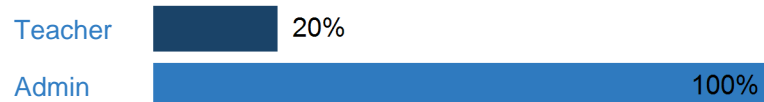
Teachers and Administrators - Level of Education

This chart shows the highest level of education attained by the teachers and administrators at this school. The Bachelor's category may include other degrees/certificates such as a Specialist's degree. Administrators are required to have a Master's degree or higher.

Bachelor's Degree



Master's Degree



Doctoral Degree



Teachers and Administrators - One-Year Retention (District Level)

This table shows the percentage of teachers and administrators assigned to the district in 2015-16 that were still assigned to the district in 2016-17. Staff who are not retained may have changed districts or no longer work for the state (including retirements).

| Job Type | District | State |
|---|----------|-------|
| 2015-16 Teachers: Same district 2016-17 | 92% | 89% |
| 2015-16 Administrators: Same district 2016-17 | 100% | 88% |

Faculty Attendance

This table shows the percentage of days that school faculty members were present during the school year. Approved professional days, personal days, staff training days, bereavement days, jury duty, and absences due to extended illness are not counted against days present, and faculty members on long-term leave or disability are excluded from this calculation.

| School Year | % Days Present |
|-------------|----------------|
| 2016-17 | 98% |



CENTRAL ELEMENTARY SCHOOL
2016-2017

Grade Span PK-02



41-1785-050
WARREN
GREAT MEADOWS REGIONAL
281 ROUTE 46
GREAT MEADOWS, NJ 07838

School General Info

| | | | |
|-------------------|---|-----------------------|--|
| Principal: | Mr. Mai | Email Address: | mmai@gmrtd.com |
| Address: | 281 ROUTE 46 GREAT MEADOWS, NJ 07838 | Website: | www.gmrtd.com |
| Phone: | (908)637-4351 | | |

School Narrative

This section allows schools and districts to share highlights, achievements, and other important information about programs, activities, and services that are offered in their own words. If there are questions about the information provided in the narrative section, please contact your school directly.

| | |
|---|---|
|  <p>Highlights:</p> | <ul style="list-style-type: none"> • Innovate NJ Technology School with 1:1 Personal Devices • Curriculum includes Journeys, Think Central, Go Math and Fusions • Inclusive Pre-Kindergarten & PSD Program |
|  <p>Mission, Vision, Theme:</p> | <p>The GMRSD will provide quality educational opportunities that ensure the individual success of all students within a safe and supportive environment and to build life-long learners who will meet society's challenges into and beyond the 21st century. To that end, it is anticipated that all students will achieve the New Jersey Core Curriculum Content Standards (NJCCCS) and New Jersey Student Learning Standards (NJSLS) at all grade levels.</p> |





**CENTRAL ELEMENTARY SCHOOL
2016-2017**

Grade Span PK-02

41-1785-050
WARREN
GREAT MEADOWS REGIONAL
281 ROUTE 46
GREAT MEADOWS, NJ 07838

School Narrative

This section allows schools and districts to share highlights, achievements, and other important information about programs, activities, and services that are offered in their own words. If there are questions about the information provided in the narrative section, please contact your school directly.

| | |
|--|--|
|  <p>Courses, Curriculum, Instruction:</p> | <p>Curriculum is aligned to the New Jersey Student Learning Standards.</p> |
|  <p>Clubs and Activities:</p> | <p>Central School offers a many clubs and after/before school activities to enrich students' academic experience and success. Clubs include: Academic Support Clubs; Crazy 8's Club; Makerspace Jr.; Friendship Club; Mindfulness Club</p> |



**CENTRAL ELEMENTARY SCHOOL
2016-2017**

Grade Span PK-02

41-1785-050
WARREN
GREAT MEADOWS REGIONAL
281 ROUTE 46
GREAT MEADOWS, NJ 07838

School Narrative

This section allows schools and districts to share highlights, achievements, and other important information about programs, activities, and services that are offered in their own words. If there are questions about the information provided in the narrative section, please contact your school directly.



Staff and Professional Learning:

Great Meadows empowers the staff to collaborate in Professional Learning Communities. Through these communities, the teachers are working together to ensure that students are not just taught but are learning. The communities judge their effectiveness on the basis of student academic data-driven results.



Parent and Community Involvement:

The Parent Teacher Association meets once a month and provides grants to teachers. Parent Advisory Committee hosts at a minimum of 2 meetings a year to discuss the school's climate and culture. Principal Forums hosts three forums a year. Open Superintendent Forums as often as parents and community would like. Realtime Parent Portal allows parents to see up-to-date grades, assignments and attendance.



CENTRAL ELEMENTARY SCHOOL
2016-2017

Grade Span PK-02

41-1785-050
 WARREN
 GREAT MEADOWS REGIONAL
 281 ROUTE 46
 GREAT MEADOWS, NJ 07838

School Narrative

This section allows schools and districts to share highlights, achievements, and other important information about programs, activities, and services that are offered in their own words. If there are questions about the information provided in the narrative section, please contact your school directly.



Facilities:

Central School is a grade PK through 2 building that has 220 students. The building has enhanced security systems in place, including secure vestibules and security cameras. The facility has been maintained and upgraded as needed including new flooring, window replacement and remodeling of interior.