



Warren County Special Services School  
2016-2017


Grade Span 01-12

41-5450-050  
WARREN  
WARREN CO SPECIAL SERVICE  
682 OXFORD ROAD  
OXFORD, NJ 07863

The **2016-17 School Performance Reports** are designed to share school and district information collected by the New Jersey Department of Education directly with parents, educators, and communities. The Department believes that the greatest potential to improve school performance and student outcomes is through parents, educators, and community members working together. These reports seek to make that process easier by providing information that can help people to:

- **Learn more:** The School Performance Reports contain a wealth of data, going far beyond a school's test scores to include information about the staff working in a school, student discipline rates, and the sports and clubs offered.
- **Ask questions:** These reports can help start a conversation, but they cannot answer all the questions you might have about schools in your community. Use the contact information provided to engage with faculty and administrators at your schools to ask about the data you see in these reports.
- **Get involved:** Schools need help from parents and communities to help students succeed. Contact your school to find out about school board meetings or parent and community groups.

#### Navigating through the reports:

- Download this report to a PDF by clicking the  icon at the top of the page.
- Search for specific text or words in these reports by using the search box at the top of the page.
- The menu bar at the top of the page or the table of contents at the left of the screen can be used to move between sections of the report.
- The arrow buttons at the top left of the screen can be used to move between pages of the report.

#### Other Resources:

- Review the [Parent Summary Report](#) or the [district-level report](#) for this school.
- For more detailed information about the data in these reports, where it comes from, and how to use it: [Reference Guide](#) or [Interpretive Video](#).
- [Download the data](#) used in these reports.
  
- Want to give us feedback? Take our feedback survey: [surveylink](#)
- Questions about the reports? Contact us at [reportcard@doe.nj.gov](mailto:reportcard@doe.nj.gov)



**Warren County Special Services School  
2016-2017**

**Grade Span 01-12**

41-5450-050  
WARREN  
WARREN CO SPECIAL SERVICE  
682 OXFORD ROAD  
OXFORD, NJ 07863

### **Footnotes**

1. An "\*" indicates that data is not displayed to protect student privacy; "N" indicates no data is available to display.
2. \*\* ESSA accountability targets are only included if data is available for at least 20 students.

Note: Additional footnotes may exist within the reports specific to certain data tables. In those instances, the footnotes will be displayed below the applicable table.



Warren County Special Services School  
2016-2017

Grade Span 01-12

41-5450-050  
WARREN  
WARREN CO SPECIAL SERVICE  
682 OXFORD ROAD  
OXFORD, NJ 07863

### Enrollment Trends by Grade

This table shows the number of students enrolled by grade for the past three school years. Ungraded students are students who are "on roll" but are educated in ungraded classrooms.

Grade	2014-15	2015-16	2016-17
PK	0	0	0
KG	0	0	0
1	0	0	0
2	1	0	0
3	0	1	0
4	0	1	1
5	1	1	0
6	0	1	1
7	3	1	0
8	0	1	3
9	0	0	1
10	1	2	0
11	1	0	2
12	0	1	2
Ungraded	26	18	15
Total	33	27	25

### PreK and K - Full Day and Half Day

This table shows the full day and half day enrollment for Pre-Kindergarten (PK) and Kindergarten (KG) students in this school.

Grade	2014-15	2015-16	2016-17
PK - Half Day	0	0	0
PK - Full Day	0	0	0
KG - Half Day	0	0	0
KG - Full Day	0	0	0

### Enrollment Trends by Student Group

This table shows the percentage of students by student group for the past three school years. Data for some student groups was not available before 2016-17.

Student Group	2014-15	2015-16	2016-17
Female	27%	22%	20%
Male	73%	78%	80%
Economically Disadvantaged Students	24%	22%	16%
Students with Disabilities	100%	96%	96%
English Learners	0%	0%	0%
Homeless Students			0%
Students in Foster Care			4%
Military-Connected Students			0%
Migrant Students			0%

### Enrollment by Racial and Ethnic Group

This table shows the percentage of students by racial and ethnic group.

Racial and Ethnic Group	% of Students
White	72.0%
Asian	12.0%
Hispanic	12.0%
Black or African American	4.0%
American Indian or Alaska Native	0.0%
Native Hawaiian or Pacific Islander	0.0%
Two or More Races	0.0%

### Enrollment by Home Language

This table shows the percentage of students by primary home language. Only the top 5 languages with at least 1% of students are shown. All other students are included in Other Languages.

Home Language	% of Students
English	96.0%
Sign Languages	4.0%



Warren County Special Services School  
2016-2017

Grade Span 01-12

41-5450-050  
WARREN  
WARREN CO SPECIAL SERVICE  
682 OXFORD ROAD  
OXFORD, NJ 07863

This section shows information about student absences which provides important information about a school's culture and climate. In addition, research shows that student absences impact a child's ability to succeed in school. The New Jersey Department of Education selected chronic absenteeism as its measure of school quality and student success for the *ESSA* accountability plan. **Chronic absenteeism** is defined as being absent for 10% or more of the days enrolled during the school year. A student who is not present for any reason, excused, unexcused or for disciplinary action, is considered absent unless permitted by statute or regulation.

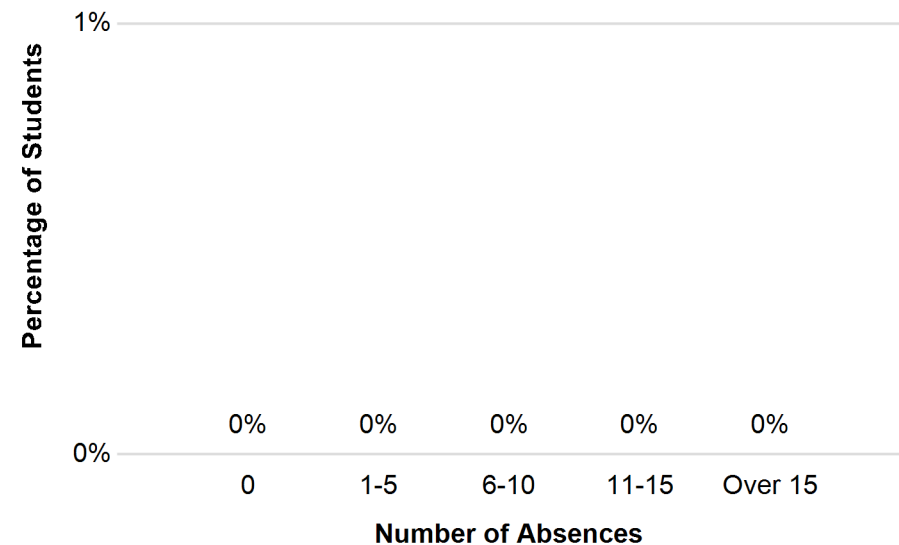
### Chronic Absenteeism

This table shows the percentage of students in grades K-12 in the school and each student group who were chronically absent. This table also shows whether the school and each student group met the *ESSA* accountability targets for 2016-17.

Student Group	% Chronically Absent	2016-17 Target	Met 2016-17 Target
Schoolwide	N	N	N
White	N	N	N
Hispanic	N	N	N
Black or African American	N	N	N
Asian, Native Hawaiian, or Pacific Islander	N	N	N
American Indian or Alaska Native	N	N	N
Two or More Races	N	N	N
Economically Disadvantaged Students	N	N	N
Students with Disabilities	N	N	N
English Learners	N	N	N

### Days Absent

The graph displays the percentage of K-12 students schoolwide by the number of days they were absent during the school year. An absence is defined as being 'not present' and includes both excused and unexcused absences.



\*\* *ESSA* accountability targets are only included if data is available for at least 20 students.



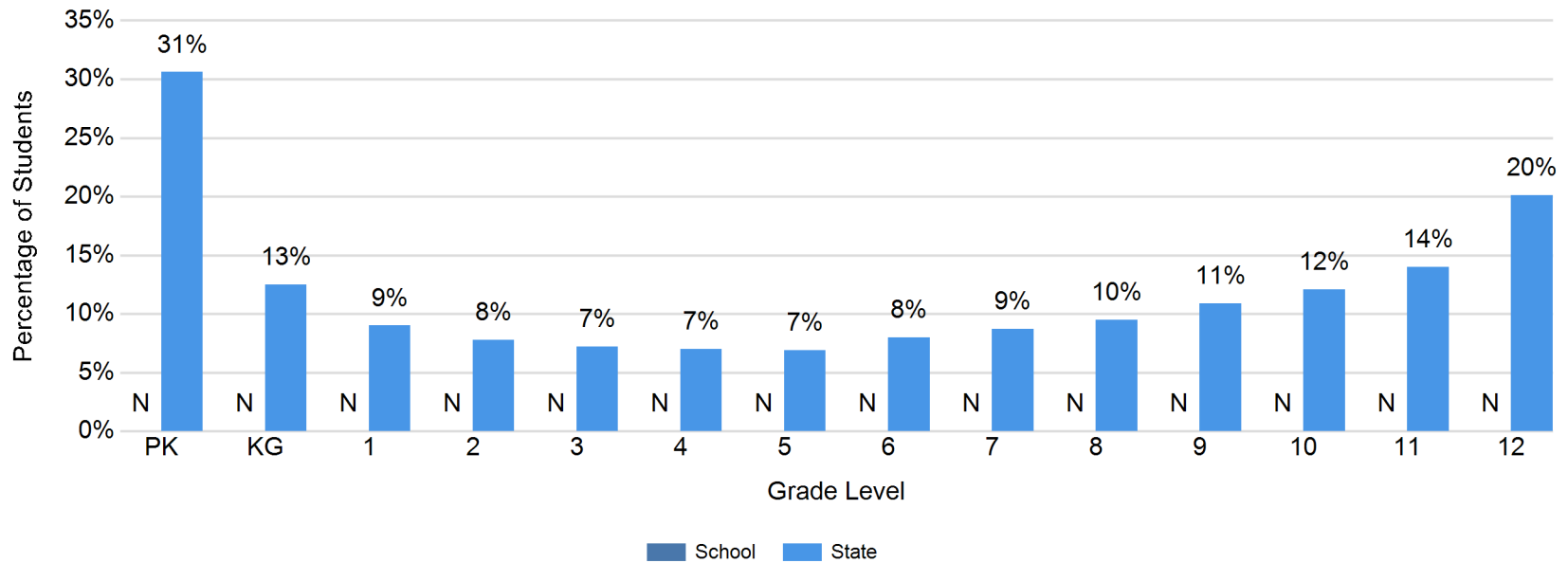
**Warren County Special Services School  
2016-2017**

**Grade Span 01-12**

41-5450-050  
WARREN  
WARREN CO SPECIAL SERVICE  
682 OXFORD ROAD  
OXFORD, NJ 07863

### Chronic Absenteeism by Grade

This graph shows the percentage of students in the school and across the state who were chronically absent for each grade level. **Chronic absenteeism** is defined as being absent for 10% or more of the days enrolled during the school year. A student who is not present for any reason, excused, unexcused or for disciplinary action, is considered absent unless permitted by statute or regulation.





Warren County Special Services School  
2016-2017

Grade Span 01-12

41-5450-050  
WARREN  
WARREN CO SPECIAL SERVICE  
682 OXFORD ROAD  
OXFORD, NJ 07863

### School Day

This table shows the start and end times and length of school day for a typical student at this school. **Instructional time** is the amount of time that a typical student was engaged in instructional activities under the supervision of a certified teacher.

Category	School
Typical Start Time	8:00AM
Typical End Time	3:00PM
Length of School Day	7 Hrs 0 Mins
Full Time - Instructional Time	6 Hrs. 0 Mins.
Shared Time - Instructional Time	*

### Violence, Vandalism, HIB, and Substance Offenses

This table shows the number of incidents reported by type. A single incident may be counted under multiple incident types. The total unique incidents provides a non-duplicated count of incidents. The final row shows a rate of incidents for every 100 students enrolled in the school.

Incident Type	Number of Incidents
Violence	1
Vandalism	0
Weapons	0
Substances	0
Harassment, Intimidation, Bullying (HIB)	0
Total Unique Incidents	1
Incidents Per 100 Students Enrolled	4.00

### Student Suspension Rate

This table shows the percentage of students who received one or more in-school suspensions, one or more out-of-school suspensions, and one or more suspensions of any type during the school year. Students receiving both in-school and out-of-school suspensions will be counted in all rows of the table. Students who received more than one suspension are counted only one time in each category below.

Suspension Types	% of Students
In-School Suspensions	0.0%
Out-of-School Suspensions	12.0%
Any Suspension	12.0%

### Student Expulsions

This table shows the number of students who were expelled from the school during the school year. An expulsion is when a student is removed from a school and does not receive any further educational services during the school year.

Category	Number of Students
Expulsions	0



**Warren County Special Services School  
2016-2017**

**Grade Span 01-12**

41-5450-050  
WARREN  
WARREN CO SPECIAL SERVICE  
682 OXFORD ROAD  
OXFORD, NJ 07863

**Per-Pupil Expenditures (District Level)**

This table shows the total current expenses for regular and special education students taught within the district's schools. It includes expenditures for instruction, support services, administration, operations and maintenance, extra-curricular activities, and community service. More information about district and charter school spending can be found using districts' [User Friendly Budgets](#), or the NJDOE Finance [District Report Search](#) of the Comprehensive Annual Financial Reports (CAFRs) and Auditor's Management Reports (AMRs).

Per-Pupil Expenditures	Federal	State/ Local	Total
District Total (2015-2016)	N	N	N



Warren County Special Services School  
2016-2017

Grade Span 01-12

41-5450-050  
WARREN  
WARREN CO SPECIAL SERVICE  
682 OXFORD ROAD  
OXFORD, NJ 07863

This section contains information about staff that are assigned to the school and district. Here is an explanation of some of the **key terms used in the staff section**:

**Faculty:** All classroom teachers and educational support services personnel (such as Librarians, Nurses, Counselors, and Child Study Team members)

**Teachers:** All classroom teachers

**Administrators:** Principals, assistant principals, supervisors, coordinators, directors, and other central-office administrators, as well as superintendents and other district-level administrators

**Full-Time Equivalent:** In calculations, staff members are weighted based on the percentage of their time that they are assigned to a school or district. For example – a teacher assigned to a school half time would be weighted 50% in calculations, but a teacher assigned to a school full time would be weighted 100% in calculations.

### Teachers – Experience

This table shows information about experience for teachers assigned to this school and across the state.

Category	Teachers in School	Teachers in State
Total Number of teachers	12	120,724
Average years experience in public schools	14.8	11.8
Average years experience in district	12.6	10.5
Teachers in district for 4 or more years	58%	74%

### Administrators – Experience (District Level)

This table shows information about experience for administrators assigned to this district and across the state.

Category	Admin. in District	Admin. in State
Total Number of administrators	1	9,506
Average years experience in public schools	4.0	15.9
Average years experience in district	4.0	11.6
Administrators in district for 4 or more years	100%	74%

### Student to Staff Ratios

This table shows the number of students per staff member in the school and district. Ratios for librarians, nurses, counselors, and child study team members are only reported at the district level because many staff in these jobs are assigned only to the district and not to individual schools.

Staff Type	School Students: Staff	District Students: Staff
Teachers	2:1	2:1
Administrators	N	25:1
Librarian/Media Specialists		N
Nurses		N
Counselors		N
Child Study Team		13:1





Warren County Special Services School  
2016-2017

Grade Span 01-12

41-5450-050  
WARREN  
WARREN CO SPECIAL SERVICE  
682 OXFORD ROAD  
OXFORD, NJ 07863

This section contains information about staff that are assigned to the school and district. Here is an explanation of some of the **key terms used in the staff section**:

**Faculty:** All classroom teachers and educational support services personnel (such as Librarians, Nurses, Counselors, and Child Study Team members)

**Teachers:** All classroom teachers

**Administrators:** Principals, assistant principals, supervisors, coordinators, directors, and other central-office administrators, as well as superintendents and other district-level administrators

**Full-Time Equivalent:** In calculations, staff members are weighted based on the percentage of their time that they are assigned to a school or district. For example – a teacher assigned to a school half time would be weighted 50% in calculations, but a teacher assigned to a school full time would be weighted 100% in calculations.

### Teachers and Administrators - Level of Education

This chart shows the highest level of education attained by the teachers and administrators at this school. The Bachelor's category may include other degrees/certificates such as a Specialist's degree. Administrators are required to have a Master's degree or higher.

#### Bachelor's Degree



#### Master's Degree



#### Doctoral Degree



### Teachers and Administrators - One-Year Retention (District Level)

This table shows the percentage of teachers and administrators assigned to the district in 2015-16 that were still assigned to the district in 2016-17. Staff who are not retained may have changed districts or no longer work for the state (including retirements).

Job Type	District	State
2015-16 Teachers: Same district 2016-17	100%	89%
2015-16 Administrators: Same district 2016-17	50%	88%

### Faculty Attendance

This table shows the percentage of days that school faculty members were present during the school year. Approved professional days, personal days, staff training days, bereavement days, jury duty, and absences due to extended illness are not counted against days present, and faculty members on long-term leave or disability are excluded from this calculation.

School Year	% Days Present
2016-17	99%



**Warren County Special Services School  
2016-2017**

**Grade Span 01-12**




41-5450-050  
WARREN  
WARREN CO SPECIAL SERVICE  
682 OXFORD ROAD  
OXFORD, NJ 07863

### School General Info

<b>Principal:</b>	Mr. Flynn	<b>Email Address:</b>	<a href="mailto:j.flynn@wcsssd.org">j.flynn@wcsssd.org</a>
<b>Address:</b>	682 OXFORD ROAD OXFORD, NJ 07863	<b>Website:</b>	<a href="http://www.wcsssd.org">www.wcsssd.org</a>
<b>Phone:</b>	(908)223-7275		

### School Narrative

This section allows schools and districts to share highlights, achievements, and other important information about programs, activities, and services that are offered in their own words. If there are questions about the information provided in the narrative section, please contact your school directly.

 <b>Highlights:</b>	<ul style="list-style-type: none"> <li>• Enhance our partnership with Centenary University to expand our programming opening a Transitional Program on campus</li> <li>• 2017 Warren County Governor's Educator of the Year – Diane Kasharian</li> <li>• Expanded coordinated transportation and related services to assist districts in lowering operating costs.</li> </ul>
 <b>Mission, Vision, Theme:</b>	Warren County Special Services School District is dedicated to promoting the highest level of growth and development utilizing New Jersey Common Core curriculum and IEP accommodations. Through collaborative efforts from the sending district and/or community agencies, our district addresses the social, emotional, physical and intellectual needs of students with disabilities, in a safe, caring and therapeutic environment.
 <b>Awards, Recognition, Accomplishments:</b>	Warren County Special Services School District is proud of Diane Kasharian, 2017 Warren County Governor's Educator of the Year.



**Warren County Special Services School  
2016-2017**

**Grade Span 01-12**

41-5450-050  
WARREN  
WARREN CO SPECIAL SERVICE  
682 OXFORD ROAD  
OXFORD, NJ 07863

**School Narrative**

This section allows schools and districts to share highlights, achievements, and other important information about programs, activities, and services that are offered in their own words. If there are questions about the information provided in the narrative section, please contact your school directly.



**Courses, Curriculum,  
Instruction:**

Warren County Special Services School District (WCSSSD) has provided special education classes exclusively in public school settings for over 27-years. Presently, WCSSSD operates six classes hosted by five different school districts throughout Warren County. Our program takes pride in its specialized instruction for students with disabilities. A district counselor provides a structured therapy component consisting of both individual and group counseling sessions.








**Warren County Special Services School  
2016-2017**

**Grade Span 01-12**

41-5450-050  
WARREN  
WARREN CO SPECIAL SERVICE  
682 OXFORD ROAD  
OXFORD, NJ 07863

### School Narrative

This section allows schools and districts to share highlights, achievements, and other important information about programs, activities, and services that are offered in their own words. If there are questions about the information provided in the narrative section, please contact your school directly.

 <p><b>Staff and Professional Learning:</b></p>	<p>The Warren County Special Services School District continues to assist with organizing of the Annual County Wide In-service Program for school staff. Through this venture, we strive to support the continuing education that our teachers, therapists, and aides need to develop and maintain a wide base of knowledge relative to the Common Core and the associated teaching techniques and strategies that ensure student mastery of these concepts.</p>
 <p><b>Postsecondary Information:</b></p>	<p>WCSSSD continues to provide strong academic and social support. Our goal is to prepare students for life after high school. In conjunction with Centenary University we utilize the H.I.L.L.S. House for pre-vocational skills and the opportunity to be involved in the SLE (Structured Learning Experience) program. Through individualized instruction in the arts, life skills and communication, working toward their fullest potential. Students have endless opportunities when moving into adulthood.</p>
 <p><b>Student Supports and Services:</b></p>	<p>Teachers focus primarily on augmentative communication sensory integration, applied behavioral analysis and pre-vocational training. Each student will experience a level of inclusion, whether in a general education classroom or through other programs that encourage social and academic interactions.</p>
 <p><b>Student Health and Wellness:</b></p>	<p>Warren County Special Services is proud of our ability to serve children with severe disabilities and who are medically frail. Through a cooperative effort with the host school nurses, we are able to include students in general education who need to be tube fed, suctioned, or provided with oxygen as well as those who have seizure disorders, diabetes, or other serious medical conditions. Our goal is through inclusion our students will have opportunities beyond expectation.</p>
 <p><b>Parent and Community Involvement:</b></p>	<p>The PSO organizes activities that serve to improve the quality and scope of the services provided by the district. Special event days, social activities and classroom donations have all been supported by PSO fund raising initiatives. An important focus of our class programs is on community involvement. To this end, we have a fleet of vehicles for use by our staff for job training, field trips and special activities such as swimming, life skill activities.</p>



**Warren County Special Services School  
2016-2017**

**Grade Span 01-12**

41-5450-050  
WARREN  
WARREN CO SPECIAL SERVICE  
682 OXFORD ROAD  
OXFORD, NJ 07863

School Narrative

This section allows schools and districts to share highlights, achievements, and other important information about programs, activities, and services that are offered in their own words. If there are questions about the information provided in the narrative section, please contact your school directly.



Facilities:

WCSSSD is a district without walls. Our district rents space from districts to provide specialized programming. In September 2014, The H.I.L.L.S. House Program (Helping Individuals Learn Life Skills) opened in partnership with Centenary University. The facility, a 2500 SF home is available to districts to support their special educational programming. Here, one can instruct functional and vocational life skills to traditional and special needs students from pre-school through high school.



Warren County Special Services School  
2016-2017

Grade Span 01-12

41-5450-050  
WARREN  
WARREN CO SPECIAL SERVICE  
682 OXFORD ROAD  
OXFORD, NJ 07863

## School Narrative

This section allows schools and districts to share highlights, achievements, and other important information about programs, activities, and services that are offered in their own words. If there are questions about the information provided in the narrative section, please contact your school directly.



### Other Information:

The Warren County Special Services School District began operating in September of 1990. We are one of eight Special Services School Districts in New Jersey. We are in our 27th year of operation. We presently offer programs in the areas of autism, multiple disabilities, behavioral disabilities and intellectually disabled. Operating six classes, which are being hosted by five school districts. We provide educational mainstreaming and social integration, which are difficult, if not impossible, to provide in isolated settings. In addition, to providing a variety of special education classes, our district also provides related educational services to other districts on a contracted basis; to include, transportation; related services; child study team services; instructional personnel, teacher aides, personal aides and crisis prevention intervention training. Further, we also provide a 20-day extended school year program. This educational program is comprised of academic and therapeutic components and is supplemented with recreational field trips and special events that serve to integrate and provide students with the opportunities to synthesize skills and knowledge learned throughout the school year. Our school district recognizes the potential benefits of utilizing modern technology within our classrooms. We promote the use of various forms of assistive technology such as electronic communication and adaptive computer software and devices. We have implemented the use of I-Pads within our classrooms to assist our students with social, emotional, life skills and academics. Further, we have implemented an Authentic Life-Skills Facility in partnership with Centenary University, known as the H.I.L.L.S. House at Centenary University (Helping Individuals Learn Life Skills) We continue to strive to provide high quality, regionalized special education programs and services for children with disabilities, focusing on abilities not disabilities.