



State of New Jersey
DEPARTMENT OF HUMAN SERVICES
PO Box 700
TRENTON NJ 08625-0700

JON S. CORZINE
Governor

JENNIFER VELEZ
Commissioner

December 2, 2009

Honorable Barbara Buono, Chair
Senate Budget and Appropriations
Committee
Senate Majority Office, State House
P.O. Box 099
Trenton, NJ 08625-0099

Honorable Nellie Pou, Chair
Assembly Appropriations Committee
Assembly Majority Office, State House
P.O. Box 098
Trenton, NJ 08625-0098

Dear Senator Buono and Assemblywoman Pou:

Enclosed is the Work First New Jersey (WFNJ) Quarterly Progress Update for the quarter ending March 2009.

This report reflects the current trend of clients receiving Temporary Assistance for Needy Families (TANF) and General Assistance (GA) benefits. During this quarter, an average of about 630 clients (TANF and GA combined) left WFNJ for employment each month. The average wage of TANF clients who became employed was \$9.61 per hour.

I welcome your comments on any of the issues discussed in this report. If you would like additional information, please contact me or Jeanette Page-Hawkins, Director of the Division of Family Development, at 609-588-2401.

Sincerely,

A handwritten signature in black ink, appearing to read 'Jennifer Velez', written over a circular stamp or seal.

Jennifer Velez
Commissioner

JV:14

Enclosure

c: Jeanette Page-Hawkins
Patrick Gillespie, Senate Democratic Office
James A. Harkness, Senate Republican Office
William Caruso, Assembly Democratic Office
Richard Wright, Assembly Republican Office



WORK FIRST NJ

Quarterly Progress Update March 2009

**NEW JERSEY DEPARTMENT OF
HUMAN SERVICES**

Division of Family Development

**Jeanette Page-Hawkins
Director**



Jon S. Corzine
Governor

Jennifer Velez
Commissioner



Work First New Jersey (WFNJ) Quarterly Progress Update

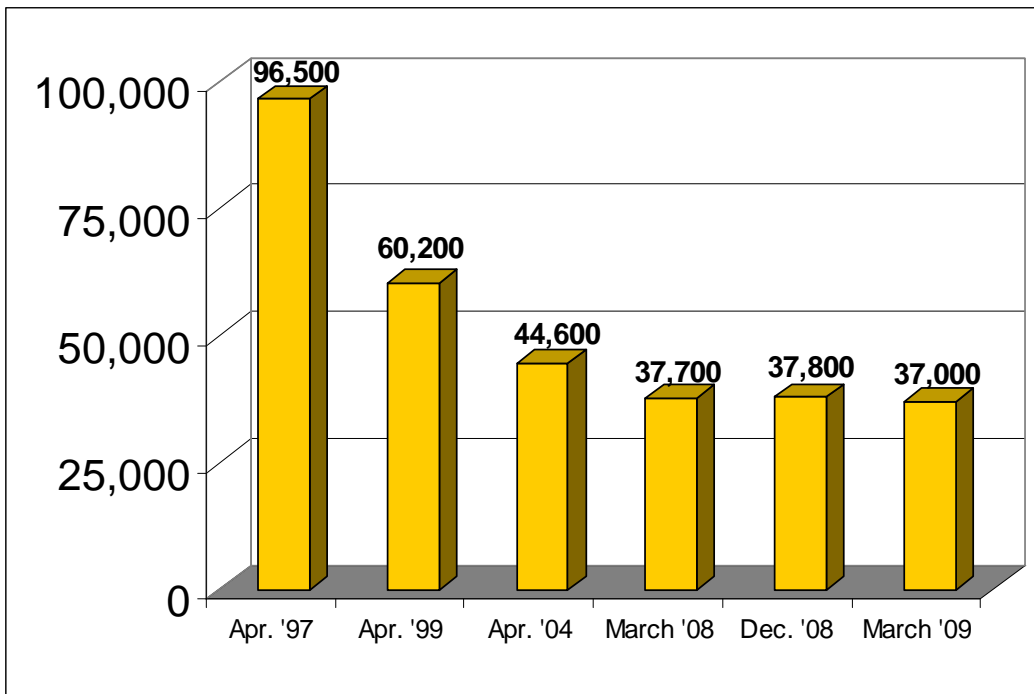
Quarter Ending March 2009

1. Work First NJ Caseload

• Temporary Assistance for Needy Families (TANF)

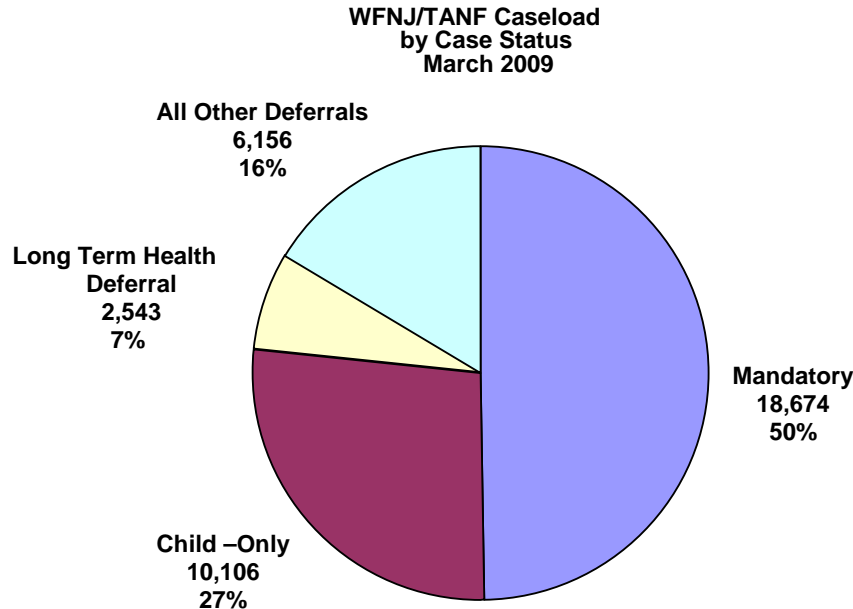
The number of families receiving WFNJ/TANF totaled approximately 37,000 as of March 2009.

WFNJ TANF Caseload



•Client Deferrals and Exemptions

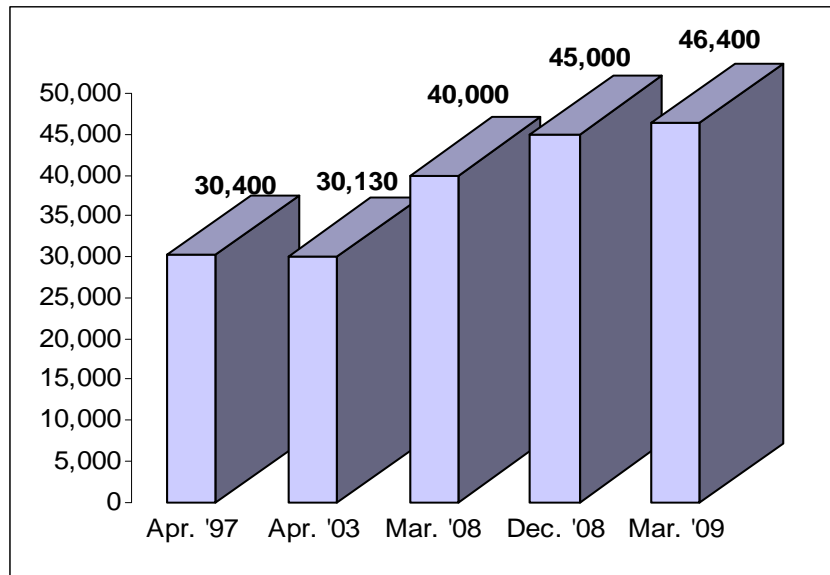
Of the total TANF caseload of 37,479, about 18,700 cases (50 percent) were those with adults in the household who must comply with WFNJ work requirements.



•General Assistance (GA)

As of March 2009, there were approximately 46,400 General Assistance (GA) cases aided in New Jersey, continuing an upward trend in this program.

WFNJ GA Cases Aided



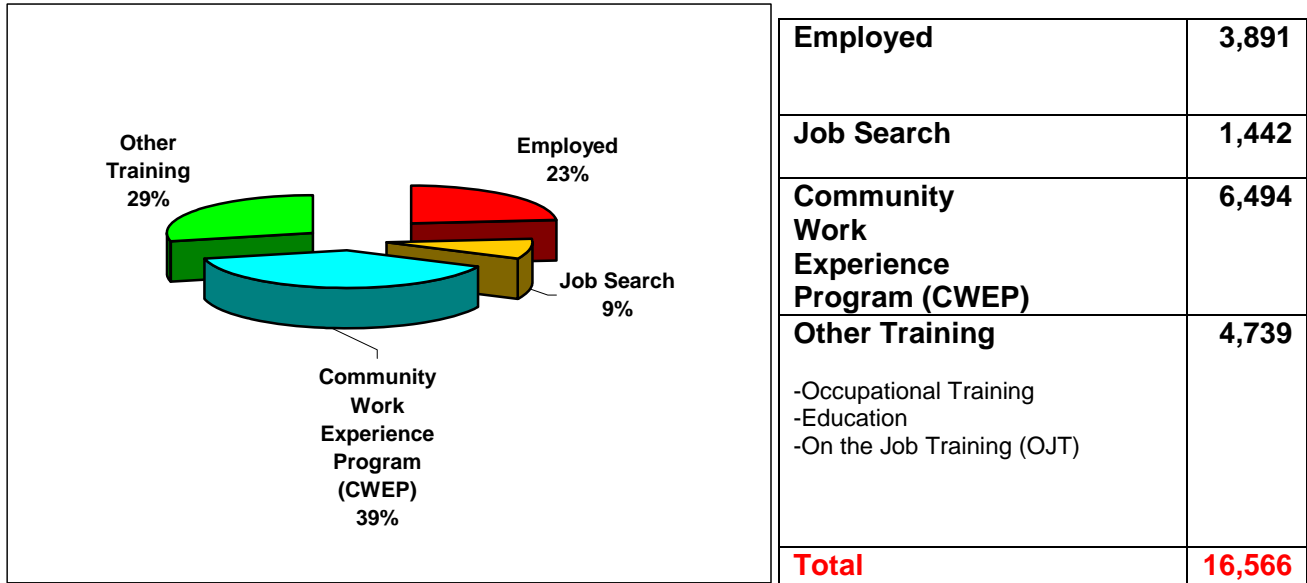
•Teenaged Welfare Recipients

About 900 (2.4 percent) of the total TANF population in March 2009 were teenaged recipients, below age 20, who were adult payees.

2. Employment & Work Preparation

•Participation of WFNJ TANF Clients in Employment-Directed Activities

For the month of March 2009, TANF clients were scheduled to be engaged in more than 16,500 work activities. About 3,900 TANF clients had begun working but were still receiving a partial cash assistance payment.

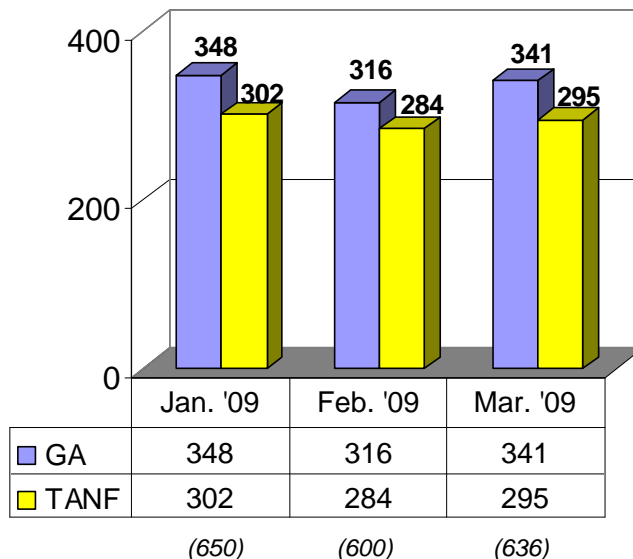


•Cases that met the Federal Participation Requirement

Of the people scheduled to participate in the work-directed activities, 4,925 participated at levels sufficient to satisfy federal requirements.

•Cases Closed Due to Employment

During the quarter, a combined average of about 630 WFNJ TANF and GA clients left welfare for employment each month.



•Major Reasons for TANF Case Closings

January to March 2009

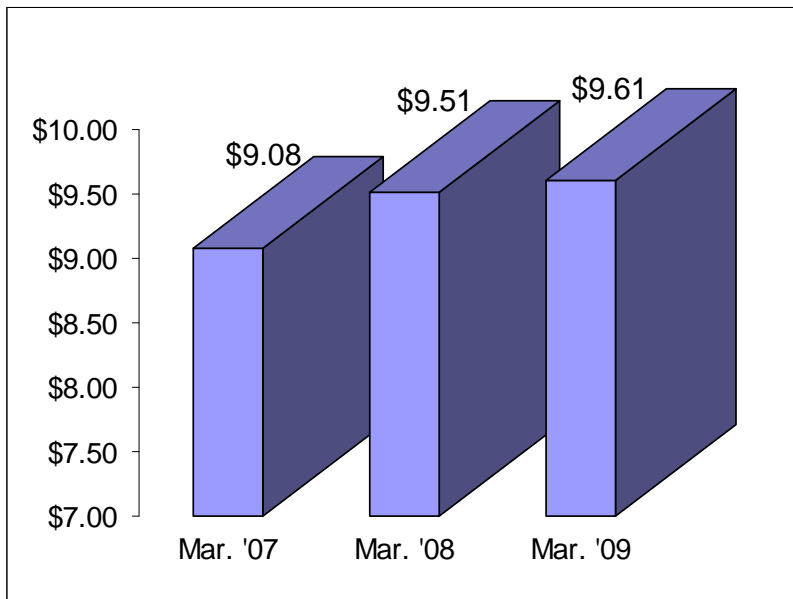
	Jan	Feb	Mar	Total
Due to Employment	302	284	295	881
No Eligible Children	168	184	177	529
No Redetermination	266	311	293	870
Moved Out of State	75	87	79	241
All Other Closed	1,630	1,938	1,784	5,352
<i>(Unemployment Ins. Benefits)</i>	169	248	289	706
<i>(Recipient Withdrawal)</i>	143	152	176	471
<i>(Recipient Initiative)</i>	42	62	53	157
<i>(Moved to Another County)</i>	53	44	35	132
<i>(Unable to Verify Residence)</i>	69	60	54	183
<i>(Other Closed Cases)</i>	1154	1,372	1,177	3,703
Total Closed Cases	2,441	2,804	2,628	7,873

About 11 percent of all TANF cases closed during the quarter were closed due to employment.

•Earnings of Former TANF Recipients

By the end of the quarter of 2009, WFNJ TANF recipients who were working were earning an average of \$9.61 per hour.

Average Hourly Wages of Former TANF Recipients



•Statewide Job Openings

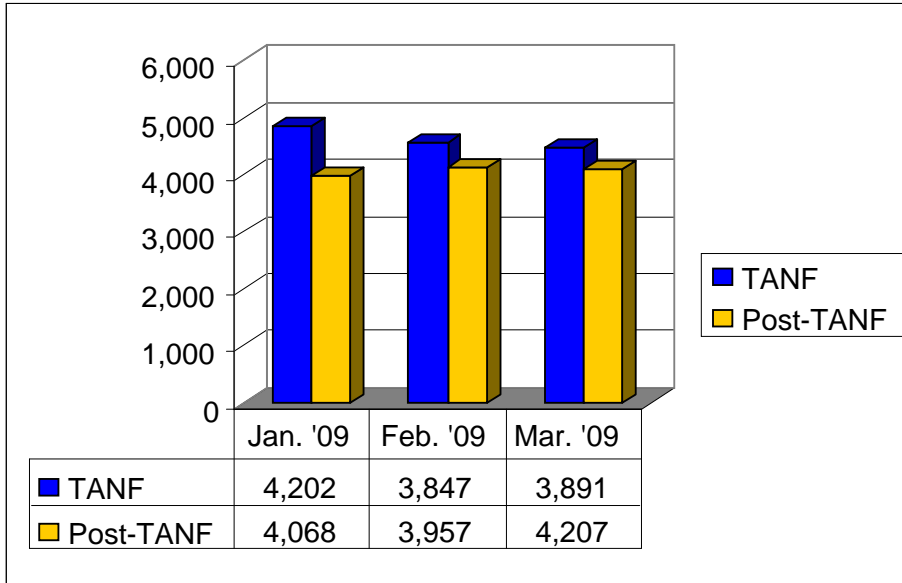
According to the NJ Department of Labor and Workforce Development, there were nearly 81,000 job openings statewide during the period of April 1, 2008 through March 31, 2009. The majority of positions available were in the Administration and Support, Waste Management and Remediation category, followed by the Retail Trade and Manufacturing fields.

LWD statewide job openings	
Occupation	Openings
Admin. & Support, Waste Mgt. & Remediation	15,722
Retail Trade	8,494
Manufacturing	8,226
Professional, Scientific & Technical Services	7,470
Public Administration	7,455
Health Care & Social Assistance	6,379
Accommodation & Food Services	5,139
Transportation & Warehousing	4,329
Arts, Entertainment & Recreation	4,095
Information	2,900
Other Services	2,812
Wholesale Trade	2,087
Finance & Insurance	1,592
Construction	1,547
Educational Services	846
Agriculture, Forestry, Fishing, Hunting	777
Real Estate & Rental & Leasing	743
Utilities	203
Management of Companies & Enterprises	70
Mining	11
Total	80,897

3. Child Care

As of March 2009, about 3,900 WFNJ TANF clients were receiving child care benefits. Post-TANF child care benefits were issued to about 4,200 families who had become employed and were no longer receiving cash assistance.

**WFNJ TANF Cases Receiving
Child Care Benefits, March 2009**



4. WFNJ Program Expenditures

The attached Appendix provides a summary of WFNJ program expenditures for the quarter.

**NOTE: ALL CHARTS AND GRAPHS HAVE BEEN DEVELOPED BY
THE DIVISION OF FAMILY DEVELOPMENT.**

**FOR FURTHER INFORMATION REGARDING CHARTS AND GRAPHS
OR PROGRAM EXPENDITURES, PLEASE CONTACT
JEANETTE PAGE-HAWKINS, DIRECTOR, AT 609-588-2401.**

**THE DIVISION OF FAMILY DEVELOPMENT
WORK FIRST NEW JERSEY (WFNJ) EXPENDITURES
Quarter Ending March 31, 2009**

	Actual Mar 31, 2008	Actual June 30, 2008	Actual Sept 30, 2008	Dec 31, 2008	Estimated Mar 31, 2009	TOTAL COSTS SFY 2008 7/07 - 6/08	TOTAL COSTS CY 2008 1/08 - 12/08	TOTAL COSTS SFY 2009 7/08 - 6/09	TOTAL COSTS CY 2009 1/09 - 12/09
(A) CASE MANAGEMENT									
TANF	\$7,793,893	\$10,420,654	\$8,696,125	\$10,150,207	\$9,265,220	\$36,037,274	\$37,060,879	\$28,111,552	\$9,265,220
Food Stamps/Able Bodied Adults W/O Dependents	\$3,113,690	\$3,752,706	\$3,366,338	\$3,687,694	\$3,480,107	\$13,778,476	\$13,920,427	\$10,534,138	\$3,480,107
GA	\$2,429,101	\$2,866,810	\$2,707,641	\$2,810,835	\$2,703,597	\$10,240,263	\$10,814,386	\$8,222,072	\$2,703,597
(B) SUPPLEMENTAL SERVICE									
Special Initiative	\$1,608,632	\$1,673,732	\$1,477,535	\$1,289,729	\$1,512,407	\$6,061,160	\$6,049,628	\$4,279,671	\$1,512,407
(C) CHILD CARE	\$24,660,669	\$24,921,850	\$26,965,028	\$24,161,552	\$25,177,275	\$98,537,057	\$100,709,099	\$76,303,855	\$25,177,275
(D) TRAINING RELATED EXPENSE, PARTICIPANT ALLOWANCE AND TRANSPORTATION BLOCK GRANT									
TANF	\$2,610,084	\$2,915,979	\$2,328,440	\$2,664,802	\$2,629,826	\$10,369,757	\$10,519,306	\$7,623,068	\$2,629,826
Food Stamps	\$710,439	\$686,834	\$642,693	\$784,629	\$706,149	\$2,622,379	\$2,824,594	\$2,133,470	\$706,149
GA	\$465,858	\$497,384	\$417,406	\$477,540	\$464,547	\$1,745,794	\$1,858,188	\$1,359,493	\$464,547
(E) DEPARTMENT OF LABOR AND WORK FORCE DEVELOPMENT - EMPLOYMENT AND TRAINING									
TANF	\$14,040,399	\$21,144,525	\$11,152,839	\$13,710,503	\$15,012,067	\$59,355,310	\$60,048,266	\$39,875,409	\$15,012,067
Food Stamps/Able Bodied Adults W/O Dependents	\$3,129,218	\$4,320,212	\$4,513,493	\$2,121,112	\$3,521,009	\$12,775,800	\$14,084,034	\$10,155,613	\$3,521,009
GA	\$2,132,652	\$2,845,686	\$6,387,103	\$3,295,120	\$3,665,140	\$8,555,883	\$14,660,562	\$13,347,364	\$3,665,140
(F) OMEGA SYSTEM	\$468,527	\$470,010	\$471,492	\$472,975	\$470,751	\$1,865,211	\$1,883,004	\$1,415,218	\$470,751
TOTAL EXPENDITURES	\$63,163,161	\$76,516,381	\$69,126,134	\$65,626,696	\$68,608,093	\$261,944,366	\$274,432,373	\$203,360,923	\$68,608,093

FOOTNOTES:

ACTUAL expenditures are subject to subsequent adjustment and reconciliation to be reflected on future reports.

ACTUAL expenditures for OMEGA SYSTEM have been revised to reflect actual expenditures.