


.961
T82

STATE OF NEW JERSEY

DEPARTMENT OF THE TREASURY



FISCAL REPORT

1956

Robert L. Finley - Deputy State Treasurer
Abram M. Vermeulen - Director, Division of Budget and Accounting



Table of Contents

	Page
Introduction and State Financial Condition	iii
Comparative Statement of Operations (All Funds)	iv
Comparative Statement of Federal Aid	v
Comparative Statement of Expenditures—Objectively	vi
Comparative Statement of Expenditures—Functionally	vii
Chart—Revenue and Expenditures	viii
New Jersey’s Principal Sources of Revenue	ix
Investment of State Funds	x
State Expenditures—Comments and Charts	x
State Aid—Comments and Chart	xiii
State Debt—Comments and Charts	xiv

Financial Exhibits and Schedules

Exhibit “A”—Consolidated Balance Sheet	2-3
Exhibit “B”—Comparative Balance Sheet, General Treasury	4
Schedule I—Statement of Revenue	6
Schedule II—Summary of Appropriations	16
Schedule III—Analysis of General Treasury Surplus	32
Exhibit “C”—Comparative Balance Sheet, Dedicated, Trust and Pension Funds	34-35
Exhibit “D”—Comparative Statement of Bonded Debt	36
Exhibit “E”—Summary, Dedicated and Trust Funds	38-39
Exhibit “F”—Summary, Accrued Revenue—All Funds	40-41
Summary, Accrued Expenditures—All Funds	40-41
Schedule I—Analysis of Accrued Revenue, General Treasury	42
Schedule II—Analysis of Accrued Expenditures, General Treasury	48
Schedule III—Analysis of Accrued Revenue, Dedicated and Trust Funds	56
Schedule IV—Analysis of Accrued Expenditures, Dedicated and Trust Funds	58

Trenton, New Jersey,
November 30, 1956.

*To the Governor and Members of the
Legislature:*

New Jersey closed the fiscal year on June 30, 1956, with a general fund surplus of \$39,568,174. This exceeded by \$5,834,733 the \$33,733,441. anticipated in the appropriations act for 1956-57.

While the report reflects net over-runs in revenues of \$13,991,192. these over-runs were offset by supplemental appropriations.

Excess revenues over those originally anticipated for 1955-56 were Inheritance Taxes, \$5,500,000; Motor Fuel Taxes, \$5,430,000; Cigarette Taxes, \$2,000,000; Beverage Taxes,

\$1,830,000; Corporation Taxes, \$2,200,000; Racing Receipts, \$900,000 and all other \$1,640,000. for a total of approximately \$19,500,000. Offsetting these excess receipts was a reduction under the anticipated revenue from motor vehicle fees of \$5,513,000. due principally to the change-over on April 1, 1956, to the mail-in stagger system of collecting drivers' license and passenger registration fees. This change-over resulted, as was expected, in a larger number of car owners paying during 1955-56 for a period of less than one full year.

The following table indicates, comparatively, revenues and expenditures for the fiscal years 1954-55 and 1955-56. This table includes revenues and expenditures of not only the general fund, but other operating trust and dedicated funds.

COMPARATIVE STATEMENT OF OPERATIONS

(All Funds)

REVENUES

MAJOR TAXES AND LICENSES:

	1955-56	1954-55	Increase	Decrease
Motor Vehicle Fees, etc.	\$53,886,917.33	\$56,911,164.83	\$	\$3,024,247.50
Motor Fuels Tax	69,432,317.49	63,257,034.45	6,175,283.04
Railroad—Main Stem	3,023,635.72	2,869,119.29	154,516.43
Railroad—Franchise	1,288,263.40	1,164,247.10	124,016.30
Railroad—Local	14,138,601.23	14,368,225.78	229,624.55
Transfer Inheritance	16,533,950.18	12,795,025.46	3,738,924.72
Alcoholic Beverage	19,741,397.96	18,385,869.36	1,355,528.60
Miscellaneous Corporations	25,308,393.56	22,479,404.00	2,828,989.56
Foreign Insurance Corporations	11,903,125.76	11,928,481.53	25,355.77
Pari-Mutuel Racing	22,912,720.64	22,708,234.73	204,485.91
Cigarette	23,844,262.95	19,499,631.84	4,344,631.11
Unemployment Compensation	79,852,450.28	72,466,947.36	7,385,502.92
Temporary Disability Benefits	10,494,973.47	9,700,677.42	794,296.05
Unsatisfied Claim and Judgment Fees	527,447.63	874,119.32	346,671.69
Motor Vehicle Liability Security Fees	1,065,710.19	1,022,214.52	43,495.67
Miscellaneous	5,638,401.52	5,281,724.08	356,677.44
Total Tax and License Revenue	\$359,592,569.31	\$335,712,121.07	\$27,506,347.75	\$3,625,899.51

OTHER REVENUES:

Federal Aid	\$35,717,744.20	\$49,076,435.11	\$	\$13,358,690.91
Departmental Sales and Service	21,982,015.21	22,803,510.89	821,495.68
Other Sources	26,427,976.57	24,969,386.81	1,458,589.76
Total Revenues	\$443,720,305.29	\$432,561,453.88	\$28,964,937.51	\$17,806,086.10
Sale of Highway Improvement Bonds	\$6,600,000.00	\$6,600,000.00
Totals	\$443,720,305.29	\$439,161,453.88	\$28,964,937.51	\$24,406,086.10

EXPENDITURES:

Direct State Charges	\$207,437,380.90	\$191,898,336.45	\$15,539,044.45
State Aid and Subventions	262,916,481.04	248,056,610.11	14,859,870.93
Total Expenditures	¹\$470,353,861.94	²\$439,954,946.56	\$30,398,915.38
Excess of Expenditures over Revenues	\$26,633,556.65	\$793,492.68

¹ Does not include \$9,720,000.00—reduction in State Bonded Debt.

² Does not include \$9,640,000.00—reduction in State Bonded Debt.

FEDERAL AID

The following comparative statement reflects Federal Aid received by the State. The statement indicates the purposes for which the funds are intended and used.

COMPARATIVE STATEMENT OF FEDERAL AID

<i>For:</i>	1955-56	1954-55
Highway Purposes	¹ \$2,802,240.00	\$16,783,499.00
Unemployment Compensation Administration	9,989,974.33	9,603,464.64
Unemployment Compensation Veterans Benefits	2,180,233.80	2,725,905.30
Education	2,897,296.19	2,604,198.24
Hospitals and Mental Clinics	190,828.26	1,340,722.93
Airport Development	355,050.00	317,212.98
 <i>For Social Security Subsidies:</i>		
Old Age Assistance	\$7,905,585.19	\$8,149,420.63
Dependent Children	4,673,430.86	3,962,876.81
Blind	560,706.54	479,573.04
Crippled Children	214,079.92	162,905.96
Health	937,849.06	638,662.93
Aid to Permanently and Totally Disabled	1,593,487.58	1,314,310.55
All Other	1,416,982.47	993,682.10
 <i>Totals</i>	 \$35,717,744.20	 \$49,076,435.11

¹An additional Federal Allotment of \$14,000,000. requiring matching State Funds after June 30, 1956, will be credited as revenue in Fiscal Year 1956-57.

EXPENDITURES

Expenditures for the fiscal year were \$470,353,862. as compared with \$439,954,947. for 1954-55, an increase of \$30,398,915. General operating increases for State level expenditures amounted to \$17,253,492 of which approximately \$7,900,000 represented additional salaries to State employees; \$3,100,000 for purchase by contract of higher education; \$1,500,000 for additional pension costs; \$3,600,000 for additions and improvements,

and the balance represents additional other operating costs.

State Aid expenditures increased by a net of \$14,859,872. Aid for educational purposes increased by approximately \$28,168,000. It is to be noted, however, that unemployment compensation benefit payments were approximately \$16,614,000 lower than in 1954-55.

The following statement reflects the expenditures on an objective basis.

COMPARATIVE STATEMENT OF STATE EXPENDITURES

OBJECTIVELY

(All Funds)

	1955-56	1954-55
<i>General State Purposes:</i>		
Salaries, Wages and Personal Services	\$92,522,856.49	\$84,599,258.37
Materials and Supplies	18,258,299.91	20,621,591.12
Services Other Than Personal	9,453,681.75	7,180,459.50
Current Repairs and Maintenance	1,549,622.65	1,599,434.08
State Pensions	6,312,551.83	4,815,084.23
Interest on State Debt	2,461,627.50	2,516,902.50
Purchase by Contract:		
Higher Education	11,141,144.63	7,984,503.77
Highway Maintenance	499,981.74	204,935.78
Institutional Care	279,584.11	246,615.78
Additions and Improvements	6,652,458.54	2,900,282.49
All Other	2,734,648.47	1,943,897.76
<i>Total General State Purposes</i>	\$151,866,457.62	\$134,612,965.38
<i>State Aid Purposes:</i>		
General or Miscellaneous Aid	\$6,075,978.10	\$6,167,743.14
Educational Aid	83,203,235.73	55,035,401.59
Welfare Aid	33,306,026.19	31,898,065.86
Unemployment Compensation Benefits	96,664,006.94	113,278,785.66
Temporary Disability Benefits	10,518,215.36	9,114,094.31
Highway Aid	17,205,212.97	16,919,439.76
Locally Shared Taxes	15,943,805.75	15,643,079.79
<i>Total State Aid Purposes</i>	\$262,916,481.04	\$248,056,610.11
<i>Capital Purposes:</i>		
New Building, Land and Equipment	\$13,994,003.98	\$19,827,594.24
Highway Construction	41,307,493.19	34,925,264.75
Waterways	269,426.11	2,532,512.08
<i>Total Capital Purposes</i>	\$55,570,923.28	\$57,285,371.07
<i>Total of All Expenditures</i>	\$470,353,861.94	\$439,954,946.56

The foregoing statement indicates that of the total expenditures, \$262,916,481. or 55.9% were used for local level purposes and the balance of \$207,437,381. or 44.1% went for State level activities.

Following the pattern of previous reports a comparative statement is submitted showing State expenditures on a functional basis.

COMPARATIVE STATEMENT OF STATE EXPENDITURES FUNCTIONALLY

(All Funds)

	1955-56	1954-55
General Administration	\$15,456,996.23	\$13,900,160.46
Legislative	1,622,504.29	1,636,932.18
Judicial	2,747,026.86	2,504,053.65
Military and Law Enforcement	16,486,013.86	16,529,981.34
Regulation of Business and Industry	6,545,378.04	5,945,712.59
Agriculture	5,136,824.42	3,129,861.61
Education	105,628,954.45	79,811,282.83
Institutions	50,282,179.12	52,373,344.68
Welfare	¹ 155,668,845.52	² 166,792,021.79
Conservation of Property and Natural Resources	10,418,056.95	9,079,042.39
Health and Sanitation	3,067,510.05	2,938,182.08
Highways	80,914,059.65	68,714,744.68
Locally Shared Taxes	15,943,805.75	16,273,996.22
All Other	435,706.75	325,630.06
<i>Totals</i>	<u>\$470,353,861.94</u>	<u>\$439,954,946.56</u>

¹ Includes \$96,664,006.94 unemployment compensation and \$10,518,215.36 temporary disability benefits.

² Includes \$113,278,785.66 unemployment compensation and \$9,114,094.31 temporary disability benefits.

The foregoing comments and statements pertain to those funds under the control of both the State Treasurer and the Director of the Division of Budget and Accounting. They do not include revenues and expenditures of quasi-public funds over which the Treasurer exercises only custodial control, such as the various































pension funds. Complete statistics on the operation of these funds are published in the reports rendered by the various boards of trustees having control of these funds.

The comments and charts which follow, will portray in detailed form, the various sources of New Jersey's revenues and expenditures.

Respectfully submitted,

ROBERT L. FINLEY,
Deputy State Treasurer.

ABRAM M. VERMEULEN,
*Director, Division of Budget and
Accounting.*

<p>MOTOR FUEL TAXES</p>  <p>\$ 69,432,318</p>	<p>TOTAL REVENUE</p> <p>\$ 443,720,305</p>	<p>INVESTMENT EARNINGS</p>  <p>\$ 3,065,767</p>
<p>MOTOR VEHICLE FEES</p>  <p>\$ 53,886,917</p>	<p>DEPARTMENTAL REVENUE</p>  <p>\$ 21,982,015</p>	<p>FEDERAL AID</p>  <p>\$ 35,717,744</p>
<p>CORPORATION TAXES</p>  <p>\$ 37,868,101</p>	<p>ALCOHOLIC BEVERAGE TAXES</p>  <p>\$ 19,741,398</p>	<p>UNEMPLOY'T COMP. TAXES & EARNINGS</p>  <p>\$ 90,291,471</p>
<p>CIGARETTE TAXES</p>  <p>\$ 23,844,263</p>	<p>RAILROAD TAXES</p>  <p>\$ 18,450,500</p>	<p>TEMP. DISABILITY TAXES & EARNINGS</p>  <p>\$ 13,432,325</p>
<p>RACING REVENUE</p>  <p>\$ 22,912,721</p>	<p>TRANSFER INHERITANCE TAXES</p>  <p>\$ 16,533,950</p>	<p>OTHER SOURCES</p>  <p>\$ 16,560,815</p>
 <p>FISCAL STATEMENT (ALL FUNDS) 1955 - 56</p> 		
<p>WELFARE</p>  <p>\$ 155,668,845</p>	<p>LOCALLY SHARED TAXES</p>  <p>\$ 15,943,806</p>	<p>AGRICULTURE</p>  <p>\$ 5,136,824</p>
<p>EDUCATION</p>  <p>\$ 105,628,954</p>	<p>GENERAL ADMINISTRATION</p>  <p>\$ 15,456,996</p>	<p>HEALTH & SANITATION</p>  <p>\$ 3,067,510</p>
<p>HIGHWAYS</p>  <p>\$ 80,914,060</p>	<p>CONSERVATION OF NAT. RESOURCES</p>  <p>\$ 10,418,057</p>	<p>JUDICIAL</p>  <p>\$ 2,747,027</p>
<p>INSTITUTIONS</p>  <p>\$ 50,282,179</p>	<p>REG. OF BUSINESS & PROFESSIONS</p>  <p>\$ 6,545,378</p>	<p>LEGISLATIVE</p>  <p>\$ 1,622,504</p>
<p>MILITARY & LAW ENFORCEMENT</p>  <p>\$ 16,486,014</p>	<p>TOTAL EXPENDITURES</p> <p>\$ 470,353,862</p>	<p>ALL OTHERS</p>  <p>\$ 435,707</p>

NEW JERSEY'S PRINCIPAL SOURCES OF REVENUE

(All Funds)

Motor Fuel Taxes—Collected from licensed motor fuels distributors. Refunds are granted for tax paid on motor fuel used in airplanes, ambulances, farm equipment, boats, etc. Rate: 1927—2 cents per gallon; 1930—raised to 3 cents per gallon; 1954—raised to 4 cents per gallon. Collections, fiscal year 1955-56, \$69,432,317.

Motor Vehicle Fees—Various licenses and fees such as motor vehicle registrations, driver licenses, certificates of ownership, learners' permits, and vehicle inspection fees collected by the Division of Motor Vehicles. Collections, fiscal year 1955-56, \$53,886,917.

Corporation Taxes—The corporation business tax, the financial business tax, and the insurance premiums tax administered and collected by the Corporation Tax Bureau. Collections, fiscal year 1955-56, \$37,868,100.

Cigarette Taxes—Collected through the sale of cigarette revenue stamps to licensed cigarette distributors. Rate increased April 16, 1956, from three cents to five cents per package. Collections, fiscal year 1955-56, \$23,844,263.

Racing Revenue—State's share of pari-mutuel commission, breakage, uncashed pari-mutuel tickets, license fees and fines collected by the New Jersey Racing Commission. Pari-mutuel commission rate, 1955-1956, 6% to the track and 7% to the State on first \$40 million; 5% to the track and 8% to the State above \$40 million. The State receives all breakage up to 10 cents. In the fiscal year 1955-56, the State received \$22,912,721.

Alcoholic Beverage Taxes and Licenses—Collected by the Beverage Tax Bureau and the Division of Alcoholic Beverage Control from State licensees, i.e., manufacturers, wholesalers, transporters and warehouses. Tax rates range from $3\frac{1}{3}$ cents per gallon on beer to \$1.50 per gallon on liquors. Collections, fiscal year 1955-56, \$19,741,398.

Railroad Taxes—A property tax and a franchise tax levied upon railway property

and income. Collections, fiscal year 1955-56, \$18,450,500. Approximately \$14,100,000., or 78% of this amount, was collected by the State for the use of municipalities.

Transfer Inheritance Tax—Levied upon the transfer of property to persons or corporations when such transfers are to take effect at death, or in contemplation thereof. Revenue, fiscal year 1955-56, \$16,533,950.

Unemployment Compensation Taxes and Earnings—Payments by employers and employees for a system of unemployment compensation insurance. Employees contribute at the rate of $\frac{1}{4}$ of 1% of the first \$3,000. of taxable wages earned in each calendar year. Employers pay contributions at rates ranging from .3 of 1% to 2.7% of taxable pay rolls. Collections, fiscal year 1955-56, \$79,852,450.

Federal Aid—Revenues from the Federal Government for such programs as vocational rehabilitation, highway purposes, public assistance and education. Total revenue, fiscal year 1955-56, \$35,717,744.

Temporary Disability Payments—Payments by employers and employees for a disability insurance system. Employees contribute at the rate of $\frac{1}{2}$ of 1% of the first \$3,000. of taxable wages earned in each calendar year. Employers pay contributions ranging from .1 to .75 of 1% of taxable pay rolls. Collections, fiscal year 1955-56, \$10,494,973.

Investment Earnings—Earnings on State funds in investments and bank deposits totaled \$16,442,139. in 1955-56. Of this total \$10,439,020. represents earnings credited by the United States Treasurer on Unemployment Compensation Tax Fund.

Departmental Revenue—Includes such sources of revenue as reimbursement for institutional care, tuition to State Teachers Colleges, filing fees and permits. Collection, fiscal year 1955-56, \$21,982,015.

INVESTMENT OF STATE FUNDS

Great strides have been made during the last three years in the handling of State funds. Through improved management and planning, more idle money has been put to work by reducing State funds in demand deposit accounts to a minimum.

An important first step was the development of a chart of estimated receipts and expenditures. This device has largely eliminated the uncertainty as to the amount and nature of obligations with which the State would be faced and made it possible to acquire securities which would mature on the dates on which the State is required to make its larger payments, such as aid for education.

Another measure undertaken was the consolidation of bank accounts of each of the sev-

eral funds of which the State Treasurer is custodian. The result has been the elimination of unused pockets of funds and, once the *amount* required for current needs is determined, to permit the prompt investment of the excess.

A third step was the securing of higher interest rates on General Treasury funds deposited in time and savings accounts. The average interest rate on State funds in time and savings deposits in 1955-56 was almost double the rate in 1951-52.

As a result of these measures there has been a steady rise in the amount of invested funds and in the total earnings with investment income reaching a peak during the 1955-56 year of \$1,544,549.

STATE EXPENDITURES

Welfare—Over 33% of the State's total expenditures were for welfare purposes in 1955-56. A total of \$155,668,845. provided aid for crippled children, the unemployed, the aged, the physically disabled, the mentally ill and dependent children. Of the total, \$96,664,007. represents Unemployment Compensation payments and \$10,518,215. was for Temporary Disability Benefits.

Education—Almost 22% of the State's total expenditures for 1955-56 went for educational purposes. Of the total spent of \$105,628,954., 77% or \$81,082,444. represents State aid to local districts. The balance, \$24,546,510., was spent for the operation of the School for the Deaf, State Teachers Colleges at Glassboro, Jersey City, Newark, Paterson, Montclair and Trenton, Lake Wapalanne School of Conservation, the State Library and the State Museum; it also covered the purchase of higher education at Rutgers University, Douglass College, Newark College of Engineering and Newark Technical School and debt service on 1951 State Teachers College Construction Bonds.

Highways—The total amount expended during the 1955-56 fiscal year for highway purposes was \$80,914,060. Of this sum, \$17,205,213. was distributed to counties and townships as State aid for road purposes. The balance was for the construction and maintenance of State roads and debt service on 1930 Highway Improvement Bonds and Grade Crossing Elimination Bonds.

Institutions—A total of \$50,282,179. was spent for the operation of the State's mental and correctional institutions. Mental institutions include State hospitals at Greystone Park, Ancora, Marlboro and Trenton, the Johnstone Training and Research Center, Colonies for the Feeble-Minded at New Lisbon and Woodbine, North Jersey Training School, Vineland State School, Diagnostic Center at Menlo Park, and the Neuropsychiatric Institute. Correctional Institutions include Reformatories at Annandale, Bordentown and Clinton, the State Homes for Boys and for Girls, State Prison, and State Prison Farms at Rahway and Leesburg.

Military and Law Enforcement—In 1955-56 the State spent \$16,486,014. for this purpose. Expenditures were used to operate the State Police, the Division of Motor Vehicles, Board of Tenement House Supervision, the Department of Defense, National Guard, Civil Defense and the Law Enforcement Council.

Locally Shared Taxes—There was distributed to municipalities by the State Treasurer in 1955-56 the sum of \$15,943,806. This sum consists of the following: from railroad taxes for local purposes, \$14,139,117.; 5% of inheritance tax collections, \$617,593.; financial business tax, \$630,727.; billboard licensing fees, \$21,295.; and foreign fire and auto insurance premiums tax, \$525,254.

General Administration—A total of \$15,456,996. was spent to operate those agencies whose duties include the assessing, collecting, disbursing and auditing of funds and the general administration of State affairs. Such agencies as the Governor's Office, Division of Budget and Accounting, Secretary of State, and the tax divisions of the Department of the Treasury are in this category.

Conservation of Property and Natural Resources—Included in the expenditure of \$10,418,057. under this caption is the sum of \$5,785,761. for State aid to municipalities. The balance, \$4,632,296., is the cost of operating the Department of Conservation and Economic Development, the South Jersey Port Commission and the Palisades Interstate Park Commission.

Regulation of Business and Professions—A total of \$6,545,378. was spent for the operation of those State agencies which regulate business, professions and industries by licensing, auditing and inspection. Agencies in this category are the Divisions of Alcoholic Beverage Control, Weights and Measures, Workmen's Compensation and Labor, Racing Commission, Athletic Commission, Department of Banking and Insurance, Office of Milk Industry, Public Utility Commission, Mediation

Board, Board of Pilot Commissioners and the various professional licensing boards.


Agriculture—For the activities of the Department of Agriculture, the Agriculture Commodities Section of the Department of the Treasury, and the Agricultural Experiment Station, the State spent \$5,136,824.

Health and Sanitation—The State spent \$3,067,510. to finance the various activities of the Department of Health and the Interstate Sanitation Commission. Typical programs are chest X-ray surveys, distribution of Salk vaccine, direction of activities for the control of communicable and chronic diseases and the examination of public water systems and sewage treatment plants.


Judicial—The sum of \$2,747,027. was the total cost of operating the offices of the State Judiciary which includes the Supreme Court, the Superior Court, County Courts, County District Courts, Juvenile and Domestic Relations Courts and Criminal Judicial District Courts.

Legislative—For 1955-56, \$1,622,504. was spent for the activities of the Legislature, including advisory committees, the State Auditor and the Law Revision and Bill Drafting Commission.

Revenues and Expenditures Rise as Population Increases



	1951-52	1952-53	1953-54	1954-55	1955-56
Revenue:					
General Treasury	\$247,596,879	\$264,679,932	\$284,848,778	\$329,100,369	\$332,534,328
Trust Funds	90,342,319	100,293,887	108,862,581	103,461,085	111,185,977
Total	\$337,939,198	\$364,973,819	\$393,711,359	\$432,561,454	\$443,720,305
Expenditures:					
General Treasury	\$258,566,639	\$265,116,095	\$279,149,789	\$299,589,480	\$351,012,249
Trust Funds	59,649,318	67,461,053	112,195,515	140,365,467	119,341,613
Total	\$318,215,957	\$332,577,148	\$391,345,304	\$439,954,947	\$470,353,862
POPULATION (Estimated)	5,103,000	5,141,000	5,332,000	5,420,000	5,545,000



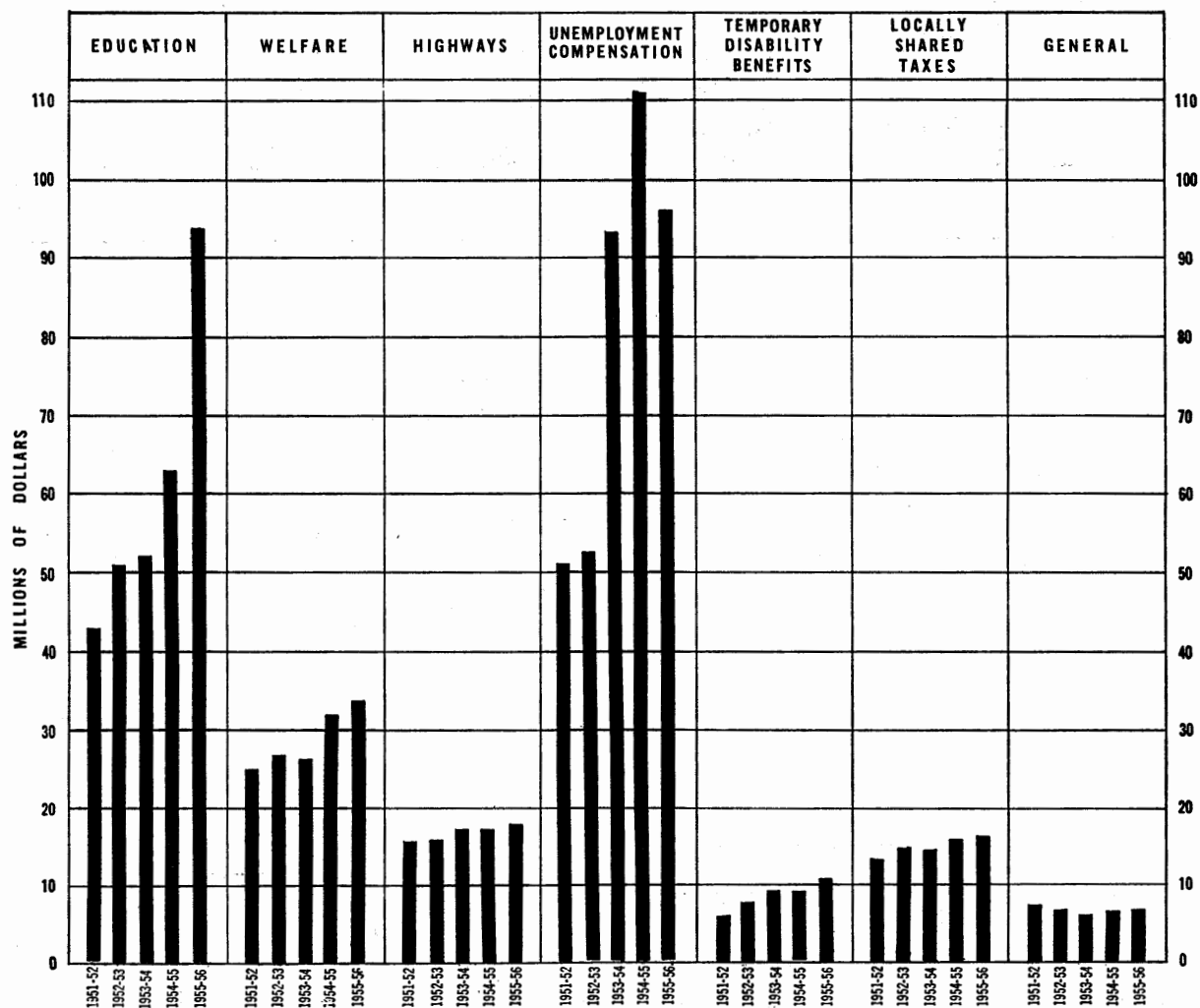
In 1940 the population of New Jersey was 4,160,165. By 1955 it had grown to 5,420,000—an increase of 30%. Provision for essential governmental services for this increased population has taken, and is still taking, large investments by the State of New Jersey.

Increased population means new schools for

the children, new and enlarged institutions for the ill, more highways for more cars, more parks, more and better health services, larger welfare rolls, and so on.

However, despite these increased expenditures the per capita State tax in New Jersey is still the lowest in the 48 States.

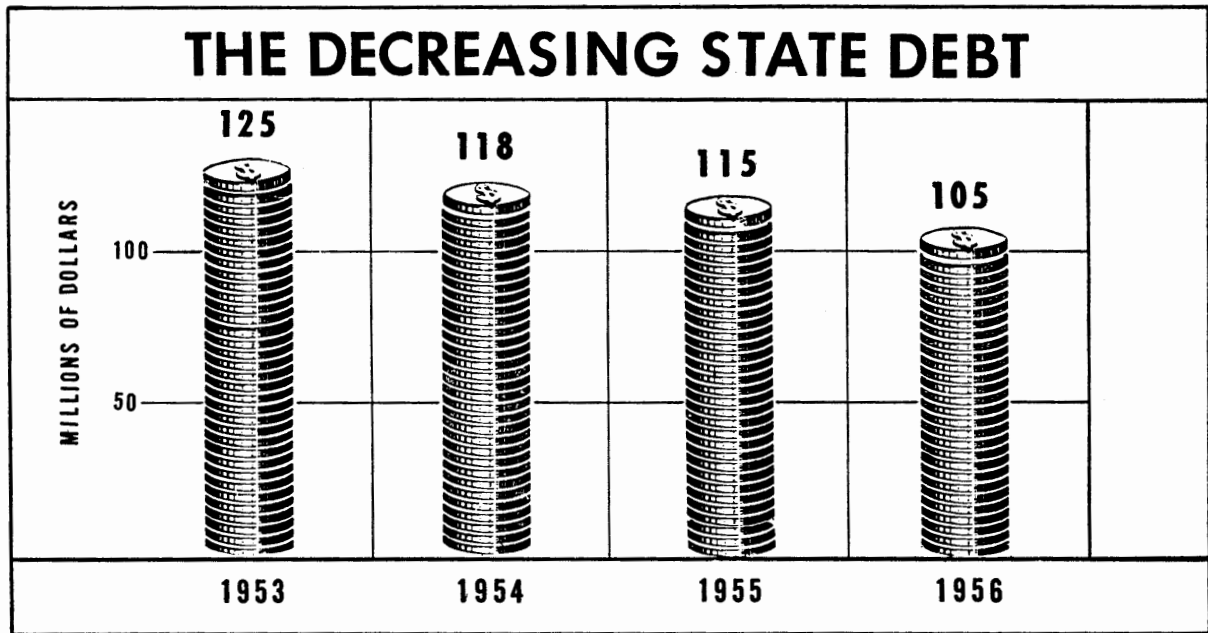
STATE AID



The chart of State Aid expenditures for the last five years depicts the upward trend in amounts spent for educational purposes. Expenditures in this field have spiraled from \$43,132,000. in 1951-52 to \$94,344,000. 1955-56. Included in these figures are the

amounts contributed by the State to the State University.

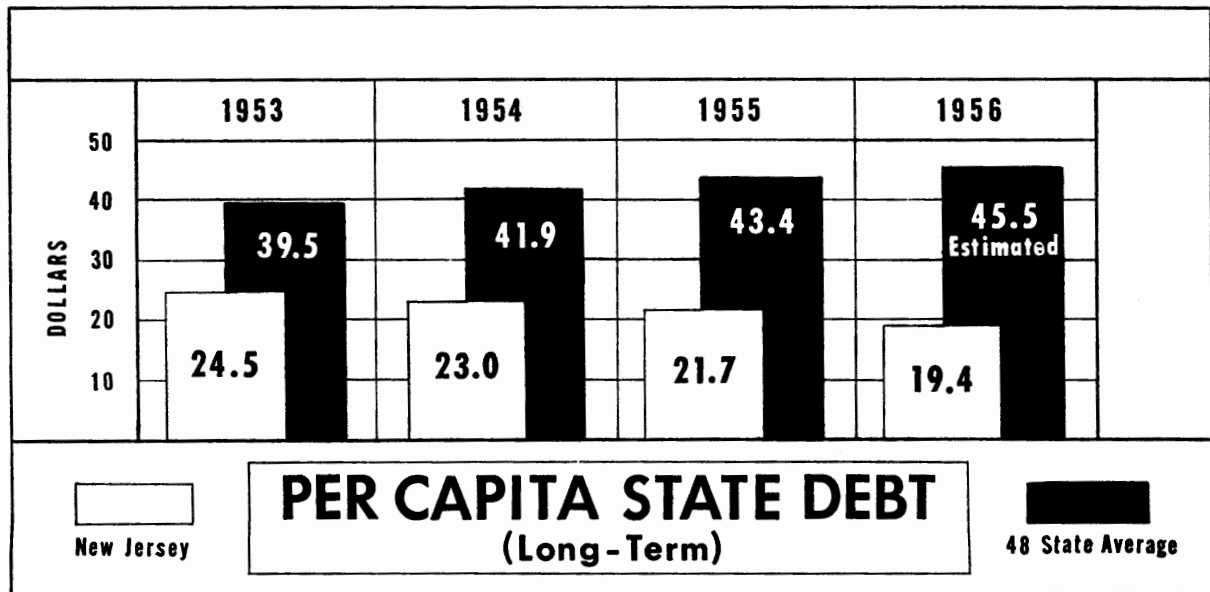
Large increases are shown in amounts spent for unemployment compensation benefits, reaching a peak of \$113,278,000. in 1954-55. The expenditure for 1955-56 was \$96,664,000.



STATE DEBT

States, as well as individuals and corporations, sometime find it necessary and desirable to borrow funds. In the past, New Jersey has borrowed funds for such purposes as highway improvements, State Teachers College capital construction, new and expanded mental institutions, and emergency housing. However, no new State debt has been authorized since 1953. As a result the total State debt has been reduced

by 20 million dollars. This trend is even more remarkable in contrast to the increasing record of debt being incurred by the other 47 States. This has been a major reason why the State won a credit rating of Aaa last year. This means that for the first time in more than 20 years, New Jersey Government has earned the highest possible rating from an authority looked upon as standard for the national bond market.



FINANCIAL EXHIBITS AND SCHEDULES

EXHIBIT "A"—Consolidated Balance

ASSETS	June 30, 1956		June 30, 1955	
The State Had Available to Meet Its Obligations:				
CASH AND CASH ITEMS:				
Demand Cash in Treasurer's Central Accounts	\$	\$17,802,418.29	\$	\$38,192,917.22
Demand Cash in Departmental Accounts and Petty Cash	7,686,716.16	5,758,700.96
Cash in State General Investment Account awaiting Investment Trust	23,609.94	175,913.81
Time, Savings and Savings and Loan Accounts	13,047,030.80	13,257,030.80
Unemployment Compensation Funds in hands of U. S. Treasurer	449,587,689.03	454,369,668.82
Total Cash and Cash Items	<u>\$488,147,464.22</u>	<u>\$511,754,231.61</u>
INVESTMENTS:				
Securities held in Investment Accounts (cost)	269,081,133.63	254,626,707.47	\$
Less Reserve for unamortized Premiums and Discounts	1,585,733.63	1,845,307.47
Par Value	\$267,495,400.00	252,781,400.00
Other Securities	211,700.00	211,700.00
Total Securities	<u>\$267,707,100.00</u>	<u>\$252,993,100.00</u>
ACCOUNTS RECEIVABLE:				
Railroad Taxes	\$	\$659,010.57	\$	\$421,242.28
Inheritance Taxes	1,977,262.44	451,864.38
Federal Government for Highway Purposes	40,378,351.56†	32,999,194.54
Delaware River Port Authority	1,124,247.84	2,199,683.42
Waterfront Commission for New York Harbor Counties—1837 Surplus Revenue Fund	21,822.69	150,000.00
Veterans' Notes in default (cost)	2,541,680.11	2,693,260.87
Less reserve for doubtful accounts	2,541,680.11	2,693,260.87
Accounts Collectible through various departments	\$6,566,244.36	\$6,015,921.25
Less reserve for doubtful accounts	1,085,247.68	1,085,247.68
Other miscellaneous accounts	5,480,996.68	4,930,673.57
.....	17,880.18	18,560.43
Total Accounts Receivable	<u>\$49,659,571.96</u>	<u>\$41,193,041.31</u>
OTHER ASSETS:				
State Purchase Revolving Fund (inventories and miscellaneous)	\$550,000.00	\$550,000.00
Amount to be raised for future redemption of State Bonds and Certificates of Agricultural College	105,386,000.00	115,106,000.00
Totals	<u>\$911,450,136.18</u>	<u>\$921,596,372.92</u>

New Jersey

Sheet—As at June 30, 1956 and 1955

LIABILITIES	June 30, 1956	June 30, 1955
CURRENT DEBT:		
Accounts Payable and Commitments—		
Current fiscal year	\$109,067,771.99	\$95,213,992.66
Prior fiscal years	3,481,701.23	2,185,342.14
Inheritance Tax Distribution to Counties	617,592.96	599,245.31
Railroad Taxes to Counties and Municipalities	487,678.27	354,709.46
Matured State Bonds	6,000.00	6,000.00
Interest on Matured Bonds	30,208.20	33,114.45
Total Current Debt	<u>\$113,690,952.65</u>	<u>\$98,392,404.02</u>
APPROPRIATION BALANCES	<u>\$41,082,661.01</u>	<u>\$62,273,644.41</u>
DEFERRED REVENUE (Applicable to next fiscal year)	<u>\$6,876,991.90</u>	<u>\$1,112,695.76</u>
FUNDED DEBT:		
State Bonds	\$105,270,000.00	\$114,990,000.00
Certificates of Agricultural College	116,000.00	116,000.00
1837 Surplus Revenue Certificates	764,670.44	764,670.44
Total Funded Debt	<u>\$106,150,670.44</u>	<u>\$115,870,670.44</u>
RESERVES AND SURPLUS:		
Highway Federal Aid Allotments reserved for future appropriation	\$14,000,000.00†	\$.....
General Treasury surplus not available	738,700.00	888,700.00
General Treasury surplus available for appropriations	39,568,174.42	51,966,244.48
Reserve for Unemployment Compensation Benefits	452,379,670.40	456,571,973.05
Reserve for Temporary Disability Benefits	94,799,981.02	93,228,701.13
Other Dedicated and Trust Fund Reserves	42,162,334.34	41,291,339.63
Total Reserves and Surplus	<u>\$643,648,860.18</u>	<u>\$643,946,958.29</u>
Totals	<u>\$911,450,136.18</u>	<u>\$921,596,372.92</u>

† Approximately \$14,000,000.00 of Highway Federal Aid has been reserved for credit to appropriation balances in 1956-57.

State of New Jersey
 EXHIBIT "B"—Comparative Balance Sheet—As of June 30, 1956, and June 30, 1955
 General Treasury†

ASSETS	June 30, 1956		June 30, 1955	
The General Treasury Had Available to Meet Its Obligations:				
Demand Cash in Banks in Treasurer's Central Accounts	\$	\$6,858,911.29	\$	\$29,172,756.17
Demand Cash in Departmental Accounts		7,596,542.00		5,504,671.65
Petty Cash		52,000.00		52,000.00
Investments and Moneys Awaiting Investment:				
Demand Cash in General Investment Account		23,609.94		175,913.81
Securities in General Investment Account—Cost	113,857,031.74		91,100,359.37	
Less Reserve for Unamortized Premiums and Discounts	59,531.74	113,797,500.00	68,859.37	91,031,500.00
Time, Savings, and Savings and Loan Accounts		12,972,187.50		13,182,187.50
Other Securities (Par) (Contra)		188,700.00		188,700.00
Taxes Receivable—Inheritance and Railroad Taxes		2,636,273.01		873,106.66
Accounts Receivable:				
From Federal Government for Highway Purposes		40,378,351.56		32,999,194.54
From Delaware River Port Authority		1,124,247.84		2,199,683.42
From Waterfront Commission of New York Harbor (Contra)				150,000.00
From Dedicated and Trust Funds		4,511,707.25		2,198,525.56
Other Accounts Receivable Collectible Through Various Departments	6,354,917.26		5,706,046.44	
Less Reserve for Future Credits and Doubtful Accounts	1,085,247.68	5,269,669.58	1,085,247.68	4,620,798.76
Loans Receivable—Miscellaneous	\$26,445.59		\$27,125.84	
Less Reserve for Future Credits and Doubtful Accounts	8,565.41	17,880.18	8,565.41	18,560.43
State Purchase Revolving Fund (Contra)		550,000.00		550,000.00
Veterans' Education Revolving Fund (Contra)		71,130.33		250,000.00
Or Total Assets of		\$196,048,710.48		\$183,167,598.50
LIABILITIES				
The General Treasury Had Liabilities of:				
Accounts Payable for:				
Prior Fiscal Years	\$3,481,701.23	\$	\$2,185,342.14	\$
Current Fiscal Year (Schedule II)	98,253,063.46		83,242,180.74	
Railroad Taxes Payable to Counties and Municipalities	487,678.27		354,709.46	
Motor Fuels Tax Refunds	900,000.00		900,000.00	
Grade Crossing Elimination Fund			10,500.93	
Loan Payable to Veterans' Guaranteed Loan Fund (Contra)	71,130.33		250,000.00	
Or Total Liabilities of		103,193,573.29		86,942,733.27
Leaving a Net Excess of Assets Over Liabilities of	\$	\$92,855,137.19	\$	\$96,224,865.23
Of this excess there will be needed for unobligated appropriation balances which do not lapse on June 30	31,671,270.87		42,257,224.99	
There must be reserved Federal Aid Allotments requiring matching State Funds after June 30, 1956	14,000,000.00			
There must be reserved for revenue received this year but applicable to next year	6,876,991.90		1,112,695.76	
There must be reserved to cover non-liquid assets unavailable for subsequent appropriations (Contra)	738,700.00		888,700.00	
Total Requirements Against Net Assets		53,286,962.77		44,258,620.75
Leaving a Surplus as at June 30 of (Schedule III)		\$39,568,174.42		\$51,966,244.48

† Does not include Dedicated or Trust Funds or Bonded Indebtedness.

State of
EXHIBIT "B"—Schedule I—Statement of Revenue

	Anticipated to June 30, 1956	Realized to June 30, 1956
LEGISLATURE:		
Law Revision and Bill Drafting Commission.....	\$.....	\$.....
DEPARTMENT OF LAW AND PUBLIC SAFETY:		
Tenement House Supervision.....	\$28,000.00	\$21,695.50
Hotel Fire Safety Inspection Fees.....	28,000.00	29,040.00
Alcoholic Beverage Licenses.....	850,000.00	913,316.23
Motor Vehicle Fees.....	52,300,000.00	47,173,524.50
Motor Vehicle Truck Increases.....	5,200,000.00	5,566,002.33
Motor Vehicle Inspection Fees.....	1,900,000.00	1,147,390.50
Motor Vehicle Bus Excise Tax.....	102,000.00	102,733.37
Security Responsibility Bureau.....	448,340.36	445,775.70
Division of Weights and Measures.....	48,000.00	40,930.00
Division of Law.....		
Unsatisfied Claim and Judgment Fund Bureau.....		
Division of State Police (General).....		
Division of Motor Vehicle.....		
Division of Professional Boards.....		
	<u>\$60,904,340.36</u>	<u>\$55,440,408.13</u>
DEPARTMENT OF THE TREASURY:		
Second-Class Railroad Tax.....	\$.....	\$.....
Railroad Franchise Tax—Prior Years.....		
Main Stem Railroad Tax.....	4,000,000.00	4,311,899.12
Interest on Railroad Tax.....		
Transfer Inheritance Tax.....	11,000,000.00	16,533,950.18
Miscellaneous Corporation Tax.....	22,500,000.00	24,551,821.77
Domestic Life Insurance Corporation Tax.....	1,000,000.00	756,571.79
Foreign Insurance Corporation Tax.....	11,500,000.00	11,903,125.76
Financial Business Tax.....		
Cigarette Tax.....	21,850,000.00	23,844,262.95
Beverage Tax.....	17,000,000.00	18,828,081.73
Motor Fuels Tax.....	64,000,000.00	69,432,317.49
Public Utility Tax (Administration).....	30,385.00	32,673.80
Outdoor Advertising Tax.....	90,000.00	88,134.36
Contributions to N. J. Firemen's Home and Association.....		
Division of Local Government.....	75,000.00	93,623.40
Racing Tax.....	22,000,000.00	22,912,720.64
Current Earnings on Investments in General Investment Account.....	1,000,000.00	1,298,634.36
Transfer from General Investment Account Prior Years Earnings.....		
Dividends.....	18,870.00	18,870.00
Interest on Deposits.....	185,000.00	227,045.08
Personal Property Escheats.....	228,300.00	124,771.75
Unclaimed Bank Deposits Escheats.....	90,000.00	147,108.91
Unclaimed Life Insurance Escheats.....	4,700.00	8,486.36
Transfer from Disability Benefit Fund.....	76,000.00	83,024.36
Transfer from Employment Security Division.....		62,376.37
Bureau of Architecture Fees.....		
Division of Budget and Accounting.....		
Social Security Fund (Administration Fund).....		
Division of Purchase and Property.....		
State Purchase Fund.....		
Bureau of Architecture.....		
Surplus Commodity Distribution Fund.....		
Cafeteria—State House.....		
Cafeteria—Highway.....		
Bureau of Public Pensions.....		57,821.87
	<u>\$176,648,255.00</u>	<u>\$195,317,322.05</u>

* Denotes red figure.

New Jersey

Anticipated and Amounts Actually Realized (On Accrual Basis)

Per Cent Realized to June 30, 1956	Unrealized to June 30, 1956	Anticipated to June 30, 1955	Realized to June 30, 1955	Per Cent Realized to June 30, 1955	Unrealized to June 30, 1955	Revenues Applicable to Specific Appropriations June 30, 1956	June 30, 1955
...	\$.....	\$.....	\$.....	...	\$.....	\$.....	\$825.00
77	\$6,304.50	\$30,000.00	\$23,160.75	77	\$6,839.25	\$.....	\$.....
104	*1,040.00	30,000.00	28,130.00	94	1,870.00
107	*63,316.23	667,000.00	859,933.32	129	*192,933.32
90	5,126,475.50	43,300,000.00	50,257,948.63	116	*+6,957,948.63
107	*366,002.33	4,500,000.00	4,994,585.00	111	*+494,585.00
60	752,609.50	1,500,000.00	1,658,631.20	111	*+158,631.20
101	*733.37	110,000.00	104,364.47	95	5,635.53
99	2,564.66	456,526.00	439,521.25	96	17,004.75
85	7,070.00	42,000.00	38,315.25	91	3,684.75	9,820.00	10,386.50
.....	317,092.28	235,561.34
.....	55,969.34	27,868.92
.....	999,057.59	485,687.31
.....
.....	437,399.20	422,730.19
91	\$5,463,932.23	\$50,635,526.00	\$58,404,589.87	115	*\$7,769,063.87	\$1,819,338.41	\$1,182,234.26
.....	\$.....	\$.....	\$.....	\$.....	\$14,138,601.23	\$14,368,225.78
108	*311,899.12	5,300,000.00	4,033,366.39	76	1,266,633.61
.....	515.69
150	*5,533,950.18	10,500,000.00	12,795,025.46	122	*2,295,025.46
109	*2,051,821.77	20,900,000.00	21,573,687.88	103	*673,687.88
76	243,428.21	1,000,000.00	905,716.12	91	94,283.88
104	*403,125.76	9,500,000.00	11,136,705.72	117	*1,636,705.72
109	*1,994,262.95	19,000,000.00	19,499,631.84	103	*499,631.84	656,581.23	642,544.57
111	*1,828,081.73	16,000,000.00	17,525,936.04	110	*1,525,936.04
108	*5,432,317.49	57,500,000.00	63,257,034.45	110	*5,757,034.45
108	*2,288.80	30,325.00	33,622.16	111	*3,297.16
98	1,865.64	58,000.00	68,346.14	118	*10,346.14	1,225.78	21,168.62
.....	525,253.90	458,598.78
125	*18,623.40	75,000.00	79,533.87	106	*4,533.87
104	*912,720.64	23,500,000.00	22,708,234.73	97	791,765.27
130	*298,634.36	778,001.67	*778,001.67
.....	2,000,000.00	3,275,517.26	164	*1,275,517.26
100	18,870.00	18,870.00	100
123	*42,045.08	250,000.00	273,720.36	109	*23,720.36
55	103,528.25	233,000.00	168,282.18	72	64,717.82
163	*57,108.91	90,000.00	106,861.55	119	*16,861.55
181	*3,786.36	3,300.00	10,326.65	313	*7,026.65
109	*7,024.36	80,040.00	74,066.61	93	5,973.39
.....	*62,376.37
.....	89,000.00	15,841.36	18	73,158.64
.....	350,535.37	102,732.00
.....	1,152.09	8,365.66
.....	2,465,856.90	1,917,177.59
.....	113,569.75	258,749.91
.....	58,000.00
.....	89,427.41	88,952.94
.....	46,087.48	46,683.03
.....	*57,821.87	156,160.49	*156,160.49	71,737.20
111	*\$18,669,067.05	\$166,127,535.00	\$178,494,488.93	107	*\$12,366,953.93	\$18,388,806.83	\$18,042,936.08

† Decrease attributable to mail-in stagger system effective this year.

State of

EXHIBIT "B"—Schedule I—Statement of Revenue

	Anticipated to June 30, 1956	Realized to June 30, 1956
DEPARTMENT OF STATE:		
General Revenue	\$480,000.00	\$832,828.75
Commissions	70,000.00	80,888.00
Athletic Commissioner	30,000.00	20,077.11
Athletic Commissioner—Trust Fund
	<u>\$580,000.00</u>	<u>\$933,793.86</u>
DEPARTMENT OF BANKING AND INSURANCE:		
General Revenue	\$1,600,000.00	\$1,528,370.48
Division of Real Estate Commission	335,000.00	377,488.85
National Association of Insurance Commissioners Trust Fund
	<u>\$1,935,000.00</u>	<u>\$1,905,859.33</u>
DEPARTMENT OF AGRICULTURE:		
General Revenue	\$70,000.00	\$68,163.61
Office of Milk Industry	190,000.00	175,632.90
Federal Agricultural Loan Fund
Federal Grants for Statistical Services
	<u>\$260,000.00</u>	<u>\$243,796.51</u>
DEPARTMENT OF DEFENSE:		
Armory Rentals	\$80,000.00	\$87,162.42
Federal Aid	90,000.00	117,544.11
National and/or State Guard
Federal Aid—Civil Defense
Civil Defense Deposit Trust Fund
Federal Service Contracts—Naval Militia
	<u>\$170,000.00</u>	<u>\$204,706.53</u>
DEPARTMENT OF PUBLIC UTILITIES:		
General Revenue	\$75,000.00	\$66,114.93
	<u>\$75,000.00</u>	<u>\$66,114.93</u>
DEPARTMENT OF HEALTH:		
General Revenue	\$77,000.00	\$91,676.24
Rabies Control Fund	14,227.40	7,654.10
Board of Beauty Culture Control	125,000.00	140,953.50
Board of Barber Examiners	80,000.00	83,730.00
Public Health—Federal Fund
Maternal and Child Health—Federal Fund
Commonwealth Fund for Study of Local Health Problems
Rapid Treatment V.D.—Federal Funds
Polio Vaccination—Federal Aid
Crippled Children—Federal Funds
Crippled Children—Miscellaneous Donations Fund
	<u>\$296,227.40</u>	<u>\$324,013.84</u>

* Denotes red figure.

New Jersey

Anticipated and Amounts Actually Realized (On Accrual Basis)—Continued

Per Cent Realized to June 30, 1956	Unrealized to June 30, 1956	Anticipated to June 30, 1955	Realized to June 30, 1955	Per Cent Realized to June 30, 1955	Unrealized to June 30, 1955	Revenues Applicable to Specific Appropriations	
						June 30, 1956	June 30, 1955
174	*\$352,828.75	\$600,000.00	\$591,246.16	99	\$8,753.84	\$	\$
116	*10,888.00	70,000.00	74,610.00	107	*4,610.00
67	9,922.89	40,000.00	14,376.48	36	25,623.52
...
161	*\$353,793.86	\$710,000.00	\$680,232.64	96	\$29,767.36	\$	\$
96	\$71,629.52	\$1,400,000.00	\$1,543,636.62	110	*\$143,636.62	\$	\$
113	*42,488.85	325,000.00	359,256.10	111	*34,256.10
...	17,460.94	42,112.62
98	\$29,140.67	\$1,725,000.00	\$1,902,892.72	110	*\$177,892.72	\$17,460.94	\$42,112.62
97	\$1,836.39	\$60,000.00	\$63,910.50	107	*\$3,910.50	\$	\$
92	14,367.10	110,000.00	124,644.03	113	*14,644.03
...	100,695.09	6,982.87
...	2,661.37	6,400.00
94	\$16,203.49	\$170,000.00	\$188,554.53	111	*\$18,554.53	\$103,356.46	\$13,382.87
109	*\$7,162.42	\$85,000.00	\$79,363.02	93	\$5,636.98	\$	\$
131	*27,544.11	90,000.00	91,564.09	102	*1,564.09
...	372,497.44	23,590.89
...	56,931.51	2,184.07
...	8,722.81	22,663.20
...	17,520.00
120	*\$34,706.53	\$175,000.00	\$170,927.11	98	\$4,072.89	\$438,151.76	\$65,958.16
88	\$8,885.07	\$75,000.00	\$64,778.02	86	\$10,221.98	\$	\$
88	\$8,885.07	\$75,000.00	\$64,778.02	86	\$10,221.98	\$	\$
119	*\$14,676.24	\$75,000.00	\$77,268.49	103	*\$2,268.29	\$	\$
54	6,573.30	21,165.00	13,303.18	63	7,861.82	86,724.65	91,752.50
113	*15,953.50	116,000.00	146,963.00	127	*30,963.00
105	*3,730.00	80,000.00	82,891.00	104	*2,891.00
...	553,578.77	462,463.00
...
...	157,365.29	169,249.93
...
...	32,519.00	6,950.00
...	194,386.00
...	214,079.92	162,905.96
...	18.00
109	*\$27,786.44	\$292,165.00	\$320,425.47	110	*\$28,260.47	\$1,238,671.63	\$893,321.39

State of

EXHIBIT "B"—Schedule I—Statement of Revenue

	Anticipated to June 30, 1956	Realized to June 30, 1956
DEPARTMENT OF LABOR AND INDUSTRY:		
Division of Labor—General Revenue	\$200,000.00	\$223,712.88
Transfer from 1% Compensation Tax Fund	50,000.00	50,000.00
Wage and Hour Trust Fund		
Federal Grant for Statistical Purposes		
1% Compensation Tax Fund		
Division of Employment Security		
Disability Insurance Service		
Rehabilitation Commission (State)		
Rehabilitation Commission (Federal Fund)		
Old-Age Survivors' Insurance (Federal Fund) Administration		
	<u>\$250,000.00</u>	<u>\$273,712.88</u>
DEPARTMENT OF CONSERVATION AND ECONOMIC DEVELOPMENT:		
Governors' Conference—Atlantic City	\$	\$
Division of Planning and Development	325,000.00	357,267.35
State Housing—Rentals	600,000.00	659,886.31
State Housing—Sale of Units	1,000,000.00	1,139,594.52
Division of Water Policy and Supply	135,500.00	122,068.91
Excess Diversion Fees	135,000.00	143,316.17
Well Drillers Licenses	14,000.00	19,460.00
Flood Damages Delaware and Raritan Canal—Federal Reimbursement		35,220.47
Repair and Improvement of Delaware and Raritan Canal		
Division of Shell Fisheries	106,000.00	108,021.75
Division of Administration		
Division of Planning and Development:		
Federal Aid—Inland Waterways		
Morris Canal and Banking Co.		
Federal Forest Fires Fund		
Federal Forest Nursery Fund		
Federal Farm Forestry Fund		
New Jersey Pilot Commissioners		
State Housing Bond Fund		
Federal Airport Grant Fund		
Pequest Watershed Project		
New Jersey Emergency Housing		
Stony Brook Watersheds		
Division of Fish and Game		
Federal Aid for Fisheries (Dingell-Johnson Act)		
Public Shooting and Fishing Grounds		
Public Shooting and Fishing Grounds Fund—Reimbursable by Federal Aid		
Division of Veterans' Services		
Veterans' Guaranteed Loan Fund—Administration Expense Fund		
Division of State Rent Control		
	<u>\$2,315,500.00</u>	<u>\$2,584,835.48</u>

* Denotes red figure.

New Jersey

Anticipated and Amounts Actually Realized (On Accrual Basis)—Continued

Per Cent Realized to June 30, 1956	Unrealized to June 30, 1956	Anticipated to June 30, 1955	Realized to June 30, 1955	Per Cent Realized to June 30, 1955	Unrealized to June 30, 1955	Revenues Applicable to Specific Appropriations June 30, 1956	June 30, 1955
112	*\$23,712.88	\$210,000.00	\$209,268.26	100	\$731.74	\$17,405.00	\$17,372.50
100	50,000.00	50,000.00	100
...	479.80	4,334.62
...	15,923.00	12,700.00
...	17,390.62	328,223.12
...	9,989,974.33	9,603,464.64
...	1,224,125.43	1,210,022.87
...	12,945.50	12,040.50
...	598,505.87	387,285.54
...	54,249.38
109	*\$23,712.88	\$260,000.00	\$259,268.26	100	\$731.74	\$11,930,998.93	\$11,575,443.79
...	\$.....	\$.....	\$.....	...	\$.....	\$39,000.00	\$.....
110	*\$32,267.35	335,000.00	305,160.62	91	29,839.38	945,839.51	652,591.79
110	*\$59,886.31	800,000.00	795,502.62	99	4,497.38
114	*\$139,594.52	1,366,911.20	...	*\$1,366,911.20
90	13,431.09	93,000.00	99,694.04	107	*\$6,694.04
106	*\$8,316.17	125,000.00	142,433.78	114	*\$17,433.78
139	*\$5,460.00	12,500.00	18,120.00	145	*\$5,620.00
...	*\$35,220.47
102	*\$2,021.75	108,000.00	108,858.12	101	*\$858.12
...
...	15,550.00	51,837.50
...	46,228.45	40,720.77
...	89,715.35	89,469.87
...	8,108.51	10,736.42
...	11,700.00	11,800.00
...	15,557.88	14,778.87
...	846.49	2,465.00
...	355,050.00	317,212.98
...	5,236.16	3,667.34
...	75,164.46	98,667.67
...	3,250.00
...	1,265,007.24	1,137,272.29
...	69,576.22	16,361.60
...	284,348.59	214,654.07
...	38,802.31	65,103.46
...	74,828.18	55,231.00
...
112	*\$269,335.48	\$1,473,500.00	\$2,836,680.38	193	*\$1,363,180.38	\$3,343,809.35	\$2,782,570.63

State of

EXHIBIT "B"—Schedule I—Statement of Revenue

	Anticipated to June 30, 1956	Realized to June 30, 1956
DEPARTMENT OF EDUCATION:		
Veterans' Education Revolving Fund	\$	\$
Federal Food Lunch Program
Federal Special School Milk Program
Federal Research on Milk Consumption
Federal Aid—School Facilities Survey
White House Conference on Education
Federal Vocational Education Smith-Hughes Fund
Federal Vocational Education George-Barden Fund
State Board of Examiners	30,000.00	34,590.00
Academic Certificates	25,000.00	31,405.10
State Teachers Colleges:		
Glassboro	317,220.00	300,402.42
Jersey City	77,400.00	94,554.68
Newark	195,800.00	177,086.72
Paterson	120,820.00	149,448.76
Montclair	317,400.00	323,679.23
Trenton	419,860.00	422,444.37
School for the Deaf	10,500.00	14,671.11
Manual Training and Industrial School
School of Conservation
Agricultural Experiment Station	75,000.00	71,228.91
Fertilizer Inspection Fees	115,000.00	125,444.72
U. S. Appropriation for Agricultural College
State Museum—Service Charges	11,000.00	7,050.39
Transfer from School Fund	450,000.00	558,558.00
Transfer from 1837 Surplus Revenue Fund	17,000.00	19,154.61
Miscellaneous	10,000.00	5,540.79
	\$2,192,000.00	\$2,335,259.81
STATE HIGHWAY DEPARTMENT:		
Miscellaneous Revenue	\$50,000.00	\$65,057.45
Federal Aid
Reimbursement from State Highway Authority
Reimbursement from N. J. Turnpike Authority
County and Municipal Roads Damaged by Flood
Reimbursement from Delaware River Port Authority
Flood Damage to Bridges—Delaware River Bridge Commission
Construction Repairs—State Highways Damaged by Floods
	\$50,000.00	\$65,057.45
DEPARTMENT OF INSTITUTIONS AND AGENCIES:		
Department of Institutions and Agencies—Central Office	\$	\$
Institution Construction Fund
Bureau of Assistance and Central Office—Federal Aid	187,000.00	115,192.53
Transfers from Federal Aid—Mental Hygiene Clinics	100,000.00	38,829.00
Community Mental Health Research Project
Colony for Feeble Minded—New Lisbon	580,000.00	551,728.39
Colony for Feeble Minded—Woodbine	700,000.00	628,757.72
Soldiers Home, Menlo Park—Federal Aid	36,000.00	49,997.50
Soldiers Home, Vineland—Federal Aid	45,000.00	63,239.75
North Jersey Training School, Totowa	560,000.00	527,708.92

* Denotes red figure.

New Jersey

Anticipated and Amounts Actually Realized (On Accrual Basis)—Continued

Per Cent Realized to June 30, 1956	Unrealized to June 30, 1956	Anticipated to June 30, 1955	Realized to June 30, 1955	Per Cent Realized to June 30, 1955	Unrealized to June 30, 1955	Revenues Applicable to Specific Appropriations June 30, 1956	June 30, 1955
...	\$.....	\$.....	\$.....	...	\$.....	\$113,901.56	\$27,536.29
..	1,092,719.52	1,156,295.64
...	928,699.80	691,335.00
...	10,000.00
...	20,731.00
...	199,444.04	199,444.04
...	453,218.35	380,623.00
115	*4,590.00	25,000.00	34,769.26	139	*9,769.26
126	*6,405.10	21,000.00	28,053.00	134	*7,053.00
95	16,817.58	231,000.00	194,847.91	84	36,152.09	22,461.72	18,723.55
122	*17,154.68	85,800.00	79,352.84	92	6,447.16	21,063.17	15,981.08
90	18,713.28	153,000.00	159,243.49	104	*6,243.49	40,343.23	27,268.84
124	*28,628.76	94,250.00	105,375.05	112	*11,125.05	31,107.93	21,148.54
102	*6,279.23	274,500.00	281,175.55	103	*6,675.55	48,683.40	42,125.70
101	*2,584.37	378,400.00	371,836.32	98	6,563.68	55,239.30	32,145.37
140	*4,171.11	11,000.00	12,584.48	114	*1,584.48
...	48,500.00	35,269.04	73	13,230.96
...	41,662.00	35,399.09	85	6,262.91	51,418.08	4,706.60
95	3,771.09	80,000.00	76,127.06	95	3,872.94
109	*10,444.72	115,000.00	118,237.08	103	*3,237.08
...	118,233.27	118,233.27
64	3,949.61	10,000.00	6,292.64	63	3,707.36	663.59	1,705.00
124	*108,558.00	415,000.00	465,084.41	112	*50,084.41
113	*2,154.61	17,000.00	18,561.67	109	*1,561.67
55	4,459.21	7,000.00	6,156.95	88	843.05	372.40	57,878.93
107	*\$143,259.81	\$2,008,112.00	\$2,028,365.84	101	*\$20,253.84	\$3,177,569.36	\$2,825,881.85
130	*\$15,057.45	\$50,000.00	\$63,596.09	127	*\$13,596.09	\$2,693,989.01	\$1,734,177.97
...	2,802,240.00	16,783,499.00
...	91,734.41
...	198,257.57
...	1,330.00
...	73,852.99
...	1,490.89
130	*\$15,057.45	\$50,000.00	\$63,596.09	127	*\$13,596.09	\$5,572,902.89	\$18,807,668.95
...	\$.....	\$.....	\$.....	...	\$.....	\$5,000.00	\$.....
62	71,807.47	175,000.00	153,121.76	87	21,878.24	44.86
39	61,171.00	40,000.00	33,485.15	84	6,514.85	46,722.00	7,000.00
...	32,485.85
95	28,271.61	550,000.00	544,061.21	99	5,938.79	32,966.40	5,099.49
90	71,242.28	560,000.00	574,921.73	103	*14,921.73	3,899.14	2,971.24
139	*13,997.50	36,500.00	37,482.67	103	*982.67
141	*18,239.75	44,500.00	44,497.48	100	2.52
94	32,291.08	510,000.00	490,955.56	96	19,044.44

State of

EXHIBIT "B"—Schedule I—Statement of Revenue

	Anticipated to June 30, 1956	Realized to June 30, 1956
Sanatorium for Chest Diseases	\$110,000.00	\$81,170.64
Home for Boys, Jamesburg	7,000.00	9,788.03
Home for Girls, Trenton	3,000.00	2,727.87
Psychiatric Study Fund (Turrell Fund)		
State Hospital, Greystone Park	3,700,000.00	3,564,431.00
State Hospital, Marlboro	1,780,000.00	1,960,814.65
State Hospital, Trenton	2,400,000.00	2,220,344.35
Neuropsychiatric Institute	1,200,000.00	1,202,136.63
Vineland State School	750,000.00	859,406.77
Arthur Brisbane Child Treatment Center	50,000.00	37,614.97
Diagnostic Center	160,000.00	203,142.14
State Hospital, Ancora	1,200,000.00	1,033,199.79
Board of Child Welfare—Revolving Fund		
Board of Child Welfare—Federal Aid	400,000.00	395,691.48
Board of Child Welfare—Prior year refund of loan		
Adoption Fees	20,000.00	39,792.00
Relief Subsidies		
Federal Aid—Administration of Blind	125,000.00	143,426.25
Federal Aid—Construction of Hospitals		
Federal Aid—Old Age Assistance		
Old Age Assistance—Recoveries		
County Mental Hospitals		
Federal Aid—Maintenance Dependent Children		
Federal Aid—Permanently and Totally Disabled		
State Use Revolving Fund		
	<u>\$14,113,000.00</u>	<u>\$13,729,140.38</u>
INTERSTATE AND TEMPORARY COMMISSIONS:		
South Jersey Port Commission		
Palisades Interstate Park Commission		
Delaware River Joint Toll Bridge Commission		
Flood Relief Fund (Private Sources)		
Flood Relief Account—1955 (Federal)		
THE JUDICIARY	1,000,000.00	1,103,006.04
The Judiciary—Superior Court—Escheats		237,396.49
PENSION CONTRIBUTIONS		
MISCELLANEOUS SOURCES	180,000.00	196,091.51
GRAND TOTALS	<u>\$260,969,322.76</u>	<u>\$274,960,515.22</u>

* Denotes red figure.

New Jersey

Anticipated and Amounts Actually Realized (On Accrual Basis)—Continued

Per Cent Realized to June 30, 1956	Unrealized to June 30, 1956	Anticipated to June 30, 1955	Realized to June 30, 1955	Per Cent Realized to June 30, 1955	Unrealized to June 30, 1955	Revenues Applicable to Specific Appropriations June 30, 1956	Revenues Applicable to Specific Appropriations June 30, 1955
74	\$28,829.36	\$100,000.00	\$69,229.38	69	\$30,770.62	\$780.00	\$.....
140	*2,788.03	12,000.00	10,384.32	87	1,615.68	4,815.98	2,591.07
91	272.13	6,000.00	4,984.45	83	1,015.55	277.20
...	5,000.00
96	135,569.00	3,600,000.00	3,716,823.15	103	*116,823.15	6,870.18	2,359.09
110	*180,814.65	1,800,000.00	1,851,389.84	103	*51,389.84	4,181.27	3,551.42
93	179,655.65	2,500,000.00	2,560,887.94	102	*60,887.94	4,367.44	534.23
100	*2,136.63	1,160,000.00	1,135,130.38	98	24,869.62	6,486.78	300.00
115	*109,406.77	700,000.00	770,711.66	110	*70,711.66	13,424.04	17,426.50
75	12,385.03	42,000.00	33,851.58	81	8,148.42
127	*43,142.14	160,000.00	161,477.55	101	*1,477.55
86	166,800.21	48,073.10	...	*48,073.10	251.10
...	583,636.24	528,181.51
99	4,308.52	340,000.00	287,219.75	84	52,780.25	81,770.96	82,873.96
...	61,547.85
199	*19,792.00	20,000.00	42,259.67	211	*22,259.67
...	21,842.50	55,714.88
115	*18,426.25	100,000.00	90,433.90	90	9,566.10	560,706.54	479,573.04
...	93,631.72	1,308,237.08
...	7,905,585.19	8,149,420.63
...	762,455.32	905,857.11
...	88,452.15
...	4,673,430.86	3,962,876.81
...	1,593,487.58	1,314,310.55
...	2,310,178.66	1,861,890.35
97	<u>\$383,859.62</u>	<u>\$12,456,000.00</u>	<u>\$12,661,382.23</u>	102	<u>*\$205,382.23</u>	<u>\$18,810,219.25</u>	<u>\$18,784,847.52</u>
...	\$.....	\$.....
...	70,084.11	50,000.00
...	161,969.87	201,743.86
...	1,282.83
...	100,000.00
...	<u>\$333,336.81</u>	<u>\$251,743.86</u>
110	*103,006.04	950,000.00	1,057,088.80	111	*107,088.80
...	*237,396.49
...	198,624.24	85,446.50
109	*16,091.51	185,000.00	253,743.63	137	*68,743.63	80,005.38	79,741.15
105	<u>*\$13,991,192.46</u>	<u>\$237,292,838.00</u>	<u>\$259,387,014.52</u>	109	<u>*\$22,094,176.52</u>	<u>\$65,453,252.24</u>	<u>\$75,434,114.63</u>

Symbol	NAME OF ACCOUNT	1955-56 Original Appropriation	1955-56 Supplemental and Prior Years' Appropriations	Revenue Appropriated
LEGISLATIVE BRANCH:				
A-10	Legislature	\$815,058.32	S \$142,035.00
A-11	Law Revision and Bill Drafting Commission	123,844.78	32,267.31
1-A-11	Law Revision and Bill Drafting Com. Rev. Fd.	1,025.00
A-38	Commission to Study the Services, Activities of the Executive Branch of State Government
A-39	Investigation of General Election at Camden	S 50,000.00
A-40	Legislative Com. to Investigate Wire Tapping	S 10,000.00
A-41	Woodrow Wilson Commemoration Committee	S 2,500.00
U-13	Commission on Interstate Co-operation	34,240.00
U-15	Commission on State Tax Policy	10,000.00
U-16	State Beach Erosion Commission	4,900.00	2,422.16
U-19	N. J. Constitutional Convention	7,500.00
U-27	Commission on Narcotic Control	11,150.00
U-32	Legislative Commission on Statute Revision	38,663.19
U-35	N. J. Metropolitan Rapid Transit Commission	40,000.00	22,000.00
			S 150,000.00	
U-36	Commission on Election Laws Study	5,000.00	68.30
U-37	Commission on Inter-Governmental Relations	3,298.68
U-38	Juvenile Delinquency Study Commission	15,000.00	1,734.53
U-39	Legislative Commission on Water Supply	34,143.50
U-40	Advisory Commission on Lesser Offenders	2,500.00
U-41	Commission to Study Sea Storm Damage	7,500.00
U-43	Commission to Study Improvement of Law of Evidence in New Jersey	S 10,000.00
U-44	State Old Age Study Commission	S 25,000.00
U-45	Commission to Study Causes for Lack of Adequate Housing	S 5,000.00
B-10	State Auditor's Department	354,839.04
	TOTAL LEGISLATIVE BRANCH	\$1,424,032.14	\$143,122.67 S 394,535.00
EXECUTIVE BRANCH:				
C-10	Chief Executive's Office	\$180,265.45	\$.....	\$.....
DEPARTMENT OF LAW AND PUBLIC SAFETY:				
D-00	Administration	\$131,477.30	S 1,763.41
D-10	Division of Law	579,622.98	58,127.30	317,092.28
D-11	Bureau of Traffic Safety	402,439.28
D-20	Division of State Police (General)	5,706,947.40	999,057.59
D-20-09	Advances for DD-20 Trust Fund Pension
D-21	Bureau of Tenement House Supervision	149,777.22
D-22	Office of Supervisor of Hotel Fire Safety	1,881.00
D-30	Division of Alcoholic Beverage Control	989,623.04
D-40	Division of Motor Vehicles	5,779,984.16	2,772,950.93 S 300.00
D-41	Security Responsibility Bureau	448,340.36
D-42	Unsatisfied Claim and Judgment Fund Bureau....	55,969.34
D-50	Division of Weights and Measures	206,904.60	9,820.00
	Division of Professional Boards			
1-D-60	State Board of Public Accountants	24,764.00
2-D-60	New Jersey State Board of Architects	29,441.00
3-D-60	State Board of Dentistry	36,725.70
4-D-60	State Board of Mortuary Science	37,938.00
5-D-60	State Board of Professional Engineers and Land Surveyors	51,571.00
6-D-60	State Board of Medical Examiners	58,011.29
7-D-60	State Board of Nursing	96,801.66
8-D-60	State Board of Optometrists	21,264.00
9-D-60	State Board of Pharmacy	68,085.35
10-D-60	State Board of Veterinary Medical Examiners..	2,710.00
11-D-60	State Board of Shorthand Reporting	330.00
12-D-60	State Board of Examiners of Ophthalmic Dis- pensers and Ophthalmic Technicians	9,757.20
	Total Division of Professional Boards	\$437,399.20
	TOTAL DEPARTMENT OF LAW AND PUBLIC SAFETY	\$14,396,997.34	\$2,831,078.23 S 2,063.41	\$1,819,338.41

* Denotes red figure.
S Denotes Supplemental.

New Jersey
 Appropriations—1955-56—As at June 30, 1956

Transfers To and From* Appropriations	Total Available	Net Disbursements	Obligations	Continuing Appropriation	Lapsed	Per Cent Expended and Obligated
\$.....	\$957,093.32	\$623,656.47	\$333,436.85	\$.....	\$.....	100
.....	156,112.09	117,909.99	1,002.77	37,199.33	76
.....	1,025.00	1,025.00
561.27	561.27	561.27	100
.....	50,000.00	20,703.13	29,252.99	43.88	99
.....	10,000.00	2,000.00	8,000.00	100
.....	2,500.00	12.70	2,487.30	100
.....	34,240.00	33,326.78	913.22	100
.....	10,000.00	9,938.30	61.70	100
.....	7,322.16	7,187.50	134.66	100
.....	7,500.00	7,500.00	100
.....	11,150.00	5,723.37	5,426.63	100
.....	38,663.19	204.20	38,458.99	1
.....	212,000.00	85,000.00	127,000.00	40
.....	5,068.30	1,140.00	3,928.30	22
.....	3,298.68	2,703.60	595.08	82
.....	16,734.53	7,885.02	628.64	8,220.87	51
.....	34,143.50	13,007.13	21,136.37	38
.....	2,500.00	503.50	1,996.50	20
.....	7,500.00	3,249.92	4,250.08	43
.....	10,000.00	3,603.67	4,800.98	1,595.35	84
.....	25,000.00	1,282.19	8.70	23,709.11	5
.....	5,000.00	5,000.00
.....	354,839.04	293,415.55	2,347.60	59,075.89	83
<u>\$561.27</u>	<u>\$1,962,251.08</u>	<u>\$1,240,514.29</u>	<u>\$388,502.04</u>	<u>\$274,114.98</u>	<u>\$59,119.77</u>	<u>83</u>
\$950.00	\$181,215.45	\$157,333.34	\$2,878.35	\$21,003.76	88
\$16,639.00	\$149,879.71	\$147,975.72	\$692.16	\$.....	\$1,211.83	99
5,940.09	960,782.65	789,706.28	14,722.32	151,808.70	4,545.35	84
*31,062.56	371,376.72	356,926.05	12,697.34	1,753.33	99
373,371.90	7,079,376.89	6,140,063.23	490,396.92	441,770.91	7,145.83	94
.....
2,808.81	152,586.03	143,057.76	144.09	424.82	77
.....	1,881.00	1,312.09	9,100.43	427.84	99
7,025.00	996,648.04	951,593.56	41,749.39	3,305.09	99
*152,896.48	8,400,338.61	6,926,607.01	474,502.25	992,325.39	6,241.11	88
.....	*662.85
2,006.37	450,346.73	435,414.23	10,745.61	4,186.89	99
.....	55,969.34	49,750.52	6,218.82	100
*18,912.13	197,812.47	171,167.95	10,950.52	15,694.00	92
.....	24,764.00	20,301.21	3,916.34	546.45	98
.....	29,441.00	26,299.29	2,411.66	730.05	98
.....	36,725.70	35,682.61	542.98	500.11	99
.....	37,938.00	30,990.25	1,444.07	5,503.68	85
*4,920.00	46,651.00	35,233.56	4,323.58	7,093.86	85
.....	58,011.29	43,056.55	3,678.70	11,276.04	81
.....	96,801.66	94,775.90	1,108.81	916.95	99
.....	21,264.00	17,771.60	2,739.88	752.52	96
.....	68,085.35	56,941.15	3,157.95	7,986.25	88
.....	2,710.00	759.55	1,290.00	660.45	76
.....	330.00	187.79	141.00	1.21	99
.....	9,757.20	9,129.55	613.14	14.51	99
<u>*\$4,920.00</u>	<u>\$432,479.20</u>	<u>\$371,129.01</u>	<u>\$25,368.11</u>	<u>.....</u>	<u>\$35,982.08</u>	<u>92</u>
\$200,000.00	\$19,249,477.39	\$16,484,703.41	\$1,097,287.96	\$1,585,905.00	\$80,918.17	91
.....	*662.85

State of
EXHIBIT "B"—Schedule II—Summary of

Symbol	NAME OF ACCOUNT	1955-56 Original Appropriation	1955-56 Supplemental and Prior Years' Appropriations	Appropriated Revenue
DEPARTMENT OF THE TREASURY:				
E-10	Administrative Division	\$159,916.47	\$.....	\$.....
E-20	Division of Budget and Accounting	731,018.45
3-E-20	Premiums and Accrued Interest on Highway Improvement and Emergency Housing Bonds	356,140.54
5-E-20	Premiums and Accrued Interest on Institution Construction Bonds	10,823.71
10-E-20	Social Security Bureau Revolving Fund	1,000.00
11-E-20	Premium and Accrued Interest on Highway Improvement Series G. Bonds	8,018.21
E-30	Division of Purchase and Property	1,517,457.04	S 2,086.90	1,152.09
1-E-30	State Purchase Fund	365,641.19	2,465,856.90
2-E-30	Bureau of Architecture	247,691.77	2,205.12	113,569.75
3-E-30	Agricultural Commodity Distribution	64,883.64
4-E-30	State Cafeteria Revenue Account (State House)	19,438.96	89,427.41
5-E-30	State Cafeteria Revenue Account (Highway)	18,338.73	46,087.48
E-40	Division of Taxation	3,287,801.19	S 117,592.96
E-40-811	Railroad Taxes	14,139,116.92
E-40-908	Motor Fuels Tax Overpayments
1-E-40	Outdoor Advertising Tax	20,000.00	69.63	1,225.78
2-E-40	Financial Business Tax	3,150.28	656,581.23
3-E-40	Contr. of N. J. Firemen's Home and Assoc.	525,253.90
E-41	County Boards of Taxation	305,825.96
E-50	Division of Local Government	255,143.75
E-60	Division of Tax Appeals	131,852.75
E-70	Division of the New Jersey Racing Commission...	242,770.94
E-90	Division of Investments	676,759.30
E-95	Division of Pensions
1-E-95	Social Security Bureau Administration Fund	18,847.03	350,535.37
TOTAL DEPARTMENT OF THE TREASURY		\$7,641,121.26	\$803,673.40 S 119,679.86	\$18,388,806.83
DEPARTMENT OF STATE:				
F-10	Office of Secretary	\$162,440.80
F-20	Office of State Athletic Commissioner	52,063.08
F-30	Legalized Games of Chance Control Commission..	149,646.27
TOTAL DEPARTMENT OF STATE		\$364,150.15
G-10	DEPARTMENT OF CIVIL SERVICE	\$905,434.93
DEPARTMENT OF BANKING AND INSURANCE:				
H-10	General	\$1,517,350.79	\$.....	\$.....
1-H-10	National Association of Insurance Commissioners Trust Fund	21,293.48	17,460.94
H-20	Division of New Jersey Real Estate Commission..	175,965.77
TOTAL DEPARTMENT OF BANKING AND INSURANCE		\$1,693,316.56	\$21,293.48	\$17,460.94

* Denotes red figure.
† Balance carried forward to T-40-0.
S Denotes Supplemental.

New Jersey

Appropriations—1955-56—As at June 30, 1956—Continued

Transfers To and From* Appropriations	Total Available	Net Disbursements	Obligations	Continuing Appropriation	Lapsed	Per Cent Expended and Obligated
*\$8,989.08	\$150,927.39	\$138,937.14	\$3,816.82	\$.....	\$8,173.43	95
300.00	731,318.45	710,206.43	15,922.63	5,189.39	99
.....	356,140.54	356,140.54
.....	10,823.71	814.00	10,009.71	8
.....	1,000.00	1,000.00
.....	8,018.21	500.00	7,518.21	6
114,448.70	1,635,144.73	1,558,094.15	73,118.99	3,931.59	99
.....	2,831,498.09	2,492,939.06	108,191.91	230,367.12	92
*19,641.15	343,825.49	330,327.47	11,697.23	1,800.79	99
3,660.00	68,543.64	67,326.07	344.87	872.70	99
1,294.75	110,161.12	78,592.65	4,022.11	27,546.36	75
*1,294.75	63,131.46	41,929.76	1,987.92	19,213.78	70
*68,743.47	3,336,650.68	2,586,385.65	660,884.71	†27,500.00	61,880.32	97
.....	14,139,116.92	14,139,116.92	100
.....	21,295.41	69.63	21,225.78	100
.....	659,731.51	632,490.92	27,240.59	96
.....	525,253.90	525,253.90	100
.....	305,825.96	290,017.26	15,808.70	95
*9,335.00	245,808.75	228,874.60	11,229.79	5,704.36	98
13,209.56	145,062.31	139,549.31	3,014.63	†862.97	1,635.40	98
*20,069.44	222,701.50	203,053.95	5,863.39	13,784.16	94
*571,560.62	105,198.68	103,676.98	825.13	696.57	99
814,085.18	814,085.18	750,392.42	59,545.17	4,147.59	99
*241,655.12	127,727.28	127,727.28
<hr/>	<hr/>	<hr/>	<hr/>	<hr/>	<hr/>	<hr/>
\$5,709.56	\$26,958,990.91	\$23,860,803.45	\$2,139,435.90	\$806,763.59	\$123,625.00	96
				†28,362.97		
<hr/>	<hr/>	<hr/>	<hr/>	<hr/>	<hr/>	<hr/>
\$5,200.00	\$167,640.80	\$151,075.16	\$5,023.32	\$11,542.32	93
*5,200.00	46,863.08	38,254.28	107.80	8,501.00	82
.....	149,646.27	119,154.52	4,550.54	25,941.21	83
<hr/>	<hr/>	<hr/>	<hr/>	<hr/>	<hr/>	<hr/>
.....	\$364,150.15	\$308,483.96	\$9,681.66	\$45,984.53	87
<hr/>	<hr/>	<hr/>	<hr/>	<hr/>	<hr/>	<hr/>
\$9,074.00	\$914,508.93	\$887,226.75	\$24,899.74	†\$354.62	\$2,027.82	99
<hr/>	<hr/>	<hr/>	<hr/>	<hr/>	<hr/>	<hr/>
*\$8,970.00	\$1,508,380.79	\$1,403,816.83	\$17,039.93	\$87,524.03	94
.....	38,754.42	21,293.48	\$17,460.94	55
8,970.00	184,935.77	154,264.38	3,753.79	26,917.60	85
<hr/>	<hr/>	<hr/>	<hr/>	<hr/>	<hr/>	<hr/>
.....	\$1,732,070.98	\$1,579,374.69	\$20,793.72	\$17,460.94	\$114,441.63	92

State of
EXHIBIT "B"—Schedule II—Summary of

Symbol	NAME OF ACCOUNT	1955-56 Original Appropriation	1955-56 Supplemental and Prior Years' Appropriations	Appropriated Revenue
DEPARTMENT OF AGRICULTURE:				
I-10	General	\$1,171,229.03	\$1,389.19	\$.....
			S 90,000.00	
2-I-10	Federal Agricultural Loan Fund	10,772.61	100,695.09
3-I-10	Federal Grant Statistical Services	3,738.63	2,661.37
1-20	Division of Milk Industry	173,837.61
	TOTAL DEPARTMENT OF AGRICULTURE	\$1,345,066.64	\$15,900.43 S 90,000.00	\$103,356.46
DEPARTMENT OF DEFENSE:				
J-10	Administration Division	\$354,443.13	\$.....	\$.....
J-11	National Guard and/or State Guard	1,717,687.81	260,389.54	372,497.44
J-12	Naval Militia	22,545.79
1-J-12	Federal Service Contracts—Naval Militia
J-13	Office of Civil Defense	92,550.32	599,608.37
1-J-13	Federal Aid—Civil Defense	2,184.07	56,931.51
2-J-13	Civil Defense—Deposits Trust Fund	22,663.20	8,722.81
3-J-13	Special Fund for Civil Defense Volunteers	193,393.05
	TOTAL DEPARTMENT OF DEFENSE..	\$2,187,227.05	\$1,078,238.23	\$438,151.76
DEPARTMENT OF PUBLIC UTILITIES:				
K-10	Department of Public Utilities	\$616,095.56	\$.....
1-K-11	Grade Crossing Elimination	41,332.87
	TOTAL DEPARTMENT OF PUBLIC UTILITIES	\$616,095.56	\$41,332.87
DEPARTMENT OF HEALTH:				
L-10	General	\$2,231,737.58	S \$570,000.00	\$.....
1-L-10	Rabies Control Program	180,490.17	86,724.65
2-L-10	Public Health—Federal Funds	15,489.82	553,578.77
3-L-10	Maternal and Child Health—Federal Fund	26,671.32	157,365.29
5-L-10	Rapid Treatment V.D.—Federal Fund	1,705.03	32,519.00
11-L-10	Polio Vaccination—Federal Fund	194,386.00
L-20	Board of Beauty Culture Control	80,628.28
L-21	Board of Barber Examiners	60,666.86
L-30	Crippled Children's Commission	115,542.75
1-L-30	Crippled Children's Fund—Federal Fund	16,448.11	214,079.92
2-L-30	Crippled Children's Miscellaneous Donations Fund	2,120.92	18.00
	TOTAL DEPARTMENT OF HEALTH...	\$2,488,575.47	\$242,925.37 S 570,000.00	\$1,238,671.63

* Denotes red figure.

† Balance carried forward to T-40-0.

S Denotes Supplemental.

New Jersey
 Appropriations—1955-56—As at June 30, 1956—Continued

Transfers To and From*	Total Available	Net Disbursements	Obligations	Continuing Appropriation	Lapsed	Per Cent Expended and Obligated
*\$4,000.00	\$1,258,618.22	\$1,142,428.27	\$29,985.39	\$65,783.27	\$20,421.29	93
.....	111,467.70	92,725.00	18,742.70	83
.....	6,400.00	5,224.56	83.52	1,091.92	83
4,000.00	177,837.61	161,991.23	7,634.62	8,211.76	95
.....	\$1,554,323.53	\$1,402,369.06	\$37,703.53	\$85,617.89	\$28,633.05	93
*\$5,800.00	\$348,643.13	\$344,497.61	\$2,833.40	\$.....	\$1,312.12	99
7,340.86	2,357,915.65	1,723,789.53	232,225.18	353,100.98	48,799.96	83
.....	22,545.79	19,069.14	91.00	3,385.65	85
.....
24,847.27	717,005.96	173,730.92	40,869.25	502,405.79	30
*2,184.07	56,931.51	8,328.00	48,603.51	15
*22,663.20	8,722.81	8,722.81
.....	193,393.05	1,831.85	170.94	191,390.26	1
\$1,540.86	\$3,705,157.90	\$2,271,247.05	\$276,189.77	\$1,104,223.35	\$53,497.73	69
\$8,400.00	\$624,495.56	\$609,445.37	\$7,193.44	†\$4,801.98	\$3,054.77	99
.....	41,332.87	41,332.87	100
\$8,400.00	\$665,828.43	\$650,778.24	\$7,193.44	†\$4,801.98	\$3,054.77	99
*\$775.00	\$2,800,962.58	\$2,027,430.14	\$118,476.94	\$560,947.12	\$94,108.38	77
.....	267,214.82	83,877.34	4,039.26	179,298.22	33
.....	569,068.59	390,313.24	167,420.67	11,334.68	98
.....	184,036.61	130,329.78	22,056.69	31,650.14	83
.....	34,224.03	19,606.75	4,840.35	9,776.93	71
.....	194,386.00	74,008.54	20.00	120,357.46	38
450.00	81,078.28	78,175.50	440.48	2,462.30	97
325.00	60,991.86	59,524.01	1,373.16	94.69	99
.....	115,542.75	88,168.95	27,005.84	367.96	99
.....	230,528.03	176,576.53	48,784.71	5,166.79	98
.....	2,138.92	1,088.20	1,050.72	100
.....	\$4,540,172.47	\$3,129,098.98	\$395,508.82	\$918,531.34	\$97,033.33	78

State of
EXHIBIT "B"—Schedule II—Summary of

Symbol	NAME OF ACCOUNT	1955-56 Original Appropriation	1955-56 Supplemental and Prior Years' Appropriations	Appropriated Revenue
DEPARTMENT OF LABOR AND INDUSTRY:				
M-10	Division of Labor	\$1,265,681.28	\$.....	\$17,405.00
1-M-10	Wage and Hour Trust Fund		16,155.65	479.80
2-M-10	Federal Grants for Statistical Purposes		2,996.89	15,923.00
M-20	Division of Workmen's Compensation	694,818.78		
1-M-20	Division of Workmen's Compensation (1% Compensation Tax Fund)		1,783,872.79	17,390.62
1-M-30	Division of Employment Security—General....		135,085.94	9,989,974.33
1-M-31	Disability Insurance Service		4,093.55	1,224,125.43
M-40	State Board of Mediation	95,100.04		
M-50	Rehabilitation Commission (State)	490,690.00		12,945.50
1-M-50	Rehabilitation Commission—Federal Fund		35,886.39	598,505.87
2-M-50	Determination of Disability Old Age Survivors' Insurance Program—Adm. Expenses—Federal..			54,249.38
TOTAL DEPARTMENT OF LABOR AND INDUSTRY		\$2,546,290.10	\$1,978,091.21	\$11,930,998.93
DEPARTMENT OF CONSERVATION AND ECONOMIC DEVELOPMENT:				
N-10	Division of Administration	\$198,149.18	\$.....	\$.....
N-11-500	Governors' Conference—Atlantic City, 1956		S 50,000.00	39,000.00
N-12	Round Valley Water Supply System		S 3,000,000.00	
N-20	Division of Planning and Development	4,646,354.04	2,157,005.87	945,839.51
1-N-20	Federal Aid Inland Waterways		S 100,000.00	15,550.00
2-N-20	Morris Canal and Banking Company		18,742.63	46,228.45
5-N-20	Federal Forest Fires Fund		16,906.85	89,715.35
6-N-20	Federal Forest Nursery Fund		2,692.37	8,108.51
7-N-20	Federal Farm Forestry Fund		16,726.81	11,700.00
9-N-20	New Jersey Pilot Commissioners			15,557.88
10-N-20	State Housing Bond Fund		3,041.47	846.49
11-N-20	Federal Airport Grant Fund			355,050.00
12-N-20	Pequest Watershed Project			5,236.16
N-22	N. J. Emergency Housing		124,420.38	75,164.46
N-30	Division of Water Policy and Supply	269,345.60		
1-N-30	Repair and Improvement of Delaware and Raritan Canal		61,490.49	
2-N-30	Stony Brook Watershed		S 250,000.00	3,250.00
N-40	Division of Shell Fisheries	223,420.37		
1-N-50	Division of Fish and Game		268,850.19	1,334,583.46
2-N-50	Federal Aid for Fisheries (Dingell-Johnson Act)			
1-N-51	Public Shooting and Fishing		155,251.28	323,150.90
2-N-51	Public Shooting and Fishing Grounds Fund— Reimbursable by Federal Aid		3.99	
N-60	Division of Veterans' Services	355,884.75		
1-N-60	Veterans' Guaranteed Loan Fund—Administra- tion Expense Fund		1,633.71	74,828.18
N-70	Division of State Rent Control	74,453.30	59,764.70	
N-110	Debt Service	3,382,450.00		
TOTAL DEPARTMENT OF CONSERVA- TION AND ECONOMIC DEVELOP- MENT		\$9,150,057.24	\$2,886,530.74 S 3,400,000.00	\$3,343,809.35

* Denotes red figure.
† Balance carried forward to T-40-0.
S Denotes Supplemental.

New Jersey

Appropriations—1955-56—As at June 30, 1956—Continued

Transfers To and From* Appropriations	Total Available	Net Disbursements	Obligations	Continuing Appropriation	Lapsed	Per Cent Expended and Obligated
*\$833.30	\$1,282,252.98	\$1,246,359.70	\$21,161.25	†\$4,440.00	\$10,292.03	99
.....	16,635.45	16,635.45
.....	18,919.89	13,925.77	962.48	4,031.64	79
8,598.00	703,416.78	670,961.64	20,149.93	†3,360.00	8,945.21	98
.....	1,801,263.41	206,139.55	81.38	1,595,042.48	11
.....	10,125,060.27	9,038,926.51	969,723.56	116,410.20	99
.....	1,228,218.98	1,197,702.63	30,516.35	100
1,415.30	96,515.34	94,559.50	815.42	1,140.42	99
471,624.98	975,260.48	661,987.13	117,678.21	195,179.68	80
.....	†415.46
*471,624.98	162,767.28	13,585.00	149,182.28	8
.....	54,249.38	37,693.99	2,828.89	13,726.50	75
.....
\$9,180.00	\$16,464,560.24	\$13,181,841.42	\$1,163,917.47	\$2,090,208.23	\$20,377.66
.....	†8,215.46
.....
\$17,949.83	\$216,099.01	\$211,796.03	\$3,494.28	\$.....	\$808.70	99
.....	89,000.00	3,633.53	85,366.47	100
.....	3,000,000.00	3,000,000.00
*15,186.87	7,834,012.55	4,056,253.23	1,241,452.12	2,460,079.89	76,227.31	68
.....	15,550.00	384.68	14,269.76	895.56	94
.....	64,971.08	25,131.01	8,504.67	31,335.40	52
.....	106,622.20	77,548.60	12,966.95	16,106.65	85
.....	10,800.88	9,299.40	600.00	901.48	92
.....	28,426.81	10,248.67	4,389.94	13,788.20	51
.....	15,557.88	14,240.11	1,317.77	100
.....	3,887.96	3,887.96
.....	355,050.00	355,050.00	100
.....	5,236.16	3,911.48	1,324.68	75
.....	199,584.84	142,493.61	1,890.44	55,200.79	72
*3,435.00	265,910.60	242,052.59	21,611.67	2,246.34	99
.....	311,490.49	74,908.54	9,868.39	226,713.56	27
.....	3,250.00	1,234.65	2,015.35	100
2,556.54	225,976.91	199,486.22	22,898.79	3,591.90	98
38,868.98	1,603,433.65	1,359,489.75	121,136.32	122,807.58	92
*38,868.98
78,496.82	556,899.00	400,807.46	15,746.98	140,344.56	87
.....
*78,496.82	*78,492.83	*78,492.83
*324.50	355,560.25	352,799.56	743.73	2,016.96	99
.....	76,461.89	63,649.11	39.09	12,773.69	83
.....	134,218.00	124,614.17	841.57	8,762.26	93
.....	3,382,450.00	3,382,450.00	100
.....
\$1,560.00	\$18,781,957.33	\$11,111,482.40	\$1,569,154.29	\$6,016,429.43	\$84,891.21	68

State of
EXHIBIT "B"—Schedule II—Summary of

Symbol	NAME OF ACCOUNT	1955-56 Original Appropriation	1955-56 Supplemental and Prior Years' Appropriations	Appropriated Revenue
DEPARTMENT OF EDUCATION:				
P-10	Commissioner's Office	\$637,636.15	\$30,729.06	\$.....
P-10-01	Teachers' Training Extension Program
P-10-556	Educational Study Survey
2-P-10	School Facilities Survey—Federal Fund	20,795.40
3-P-10	White House Conference on Education—Federal Fund
1-P-12	Veterans' Education Fund	70,220.00	109,171.45
1-P-13	Federal Food Lunch Program	1,092,719.52
2-P-13	Federal Food Lunch Program (Non-Food As- sistance)
3-P-13	Federal Special Milk Program	928,699.80
4-P-13	Federal Research Study on Milk Consumption	1.16
P-15	Administration of Industrial Education, Manual Training and Vocational Schools (State Share)— Smith-Hughes Program	38,092.91	199,444.04
1-P-15	Vocational Education—Smith-Hughes Fund
P-16	Administration of Industrial Education, Manual Training and Vocational Schools (State Share)— George-Barden Program	63,748.28
1-P-16	Vocational Education—George-Barden Fund	11.46	453,218.35
P-20	Division of the State Library, Archives and His- tory—General	279,363.11	21,719.01	372.40
P-30	Division of State Museum	96,311.25	663.59
P-40	Division Against Discrimination	105,081.84
State Teachers Colleges				
P-50	Glassboro	663,468.50	7,616.72	22,461.72
P-51	Jersey City	458,752.27	9,029.73	21,063.17
P-52	Newark	555,187.92	6,957.85	40,343.23
P-53	Paterson	470,926.84	4,960.01	31,107.93
P-54	Montclair	1,175,181.72	19,684.68	48,683.40
P-55	Trenton	1,228,872.44	13,620.80	55,239.30
Total State Teachers Colleges		\$4,552,389.69	\$61,869.79	\$218,898.75
P-60	New Jersey School for the Deaf	\$805,014.03	\$.....	\$.....
P-61	Manual Training School, Bordentown	8,727.28	S 21,131.00
P-62	New Jersey School of Conservation—Lake Wapalanne	49,592.81
State University				
P-70	Rutgers University, The State University of New Jersey—General University	7,629,320.11	2,100,000.00
P-71	Douglass College	1,130,225.00
P-72	Agricultural Experiment Station	2,002,558.12	2,019,616.48
1-P-72	Federal Appropriation for Agricultural College	118,233.27
P-73	Scholarships	400,000.00
Total State University		\$11,162,103.23	\$4,119,616.48	\$118,233.37
P-74	Newark Technical School and Newark College of Engineering	\$1,166,974.00
P-94-09	Advances for PP-94 Trust Fund Payroll
P-95	Teachers' Pension and Annuity Fund—State's Contribution	15,296,741.00
P-110	Debt Service	1,288,437.50
TOTAL DEPARTMENT OF EDUCATION		\$35,500,620.27	\$4,324,962.36 S 21,131.00	\$3,171,013.98

* Denotes red figure.
S Denotes Supplemental.

New Jersey

Appropriations—1955-56—As at June 30, 1956—Continued

Transfers To and From* Appropriations	Total Available	Net Disbursements	Obligations	Continuing Appropriation	Lapsed	Per Cent Expended and Obligated
*\$3,415.33	\$664,949.88	\$647,479.67	\$15,185.94	\$.....	\$2,284.27	99
.....
*400.00	20,395.40	19,968.76	354.60	72.04	99
.....
.....	179,391.45	178,869.67	521.78	99
.....	1,092,719.52	1,074,307.58	18,411.94	100
.....
.....	928,699.80	835,368.32	93,331.48	100
.....	1.16	1.16	100
.....
.....	38,092.91	32,309.84	5,783.07	85
.....	199,444.04	29,897.94	167,537.28	2,008.82	99
.....
986.80	64,735.08	57,203.56	554.73	6,976.79	89
1,413.20	454,643.01	48,934.85	405,708.16	100
.....
*4,543.46	296,911.06	281,055.49	1,280.07	13,948.93	626.57	95
.....	96,974.84	93,385.06	2,628.24	663.59	297.95	99
7,445.69	112,527.53	110,677.42	1,327.88	522.23	99
.....
.....	693,546.94	626,000.92	50,189.90	9,753.69	7,602.43	97
.....	488,845.17	451,848.85	20,513.39	3,304.83	13,078.10	97
2,500.00	604,989.00	578,198.30	5,689.73	7,260.63	13,840.34	97
.....	506,994.78	459,631.53	22,087.70	11,358.54	13,917.01	95
.....	1,243,549.80	1,127,818.95	51,907.34	22,637.11	41,186.40	95
.....	1,297,732.54	1,232,857.36	32,532.33	19,642.48	12,700.37	98
.....
\$2,500.00	\$4,835,658.23	\$4,476,355.91	\$183,020.39	\$73,957.28	\$102,324.65	96
.....
\$65,000.00	\$870,014.03	\$771,706.38	\$83,499.58	\$14,808.07	98
.....	29,858.28	26,311.01	3,547.27	88
.....
.....	49,592.81	31,543.20	11,927.48	6,122.13	88
.....
.....	9,729,320.11	8,106,482.34	937,463.29	685,374.48	93
.....	1,130,225.00	1,130,225.00	100
.....	4,022,174.60	2,052,698.41	1,795,908.33	173,567.86	96
.....	118,233.27	118,233.27	100
.....	400,000.00	400,000.00	100
.....
.....	\$15,399,952.98	\$11,807,639.02	\$2,733,371.62	\$858,942.34	94
.....
.....	\$1,166,974.00	\$1,166,974.00	100
.....
.....	15,296,741.00	\$15,296,741.00	100
.....	1,288,437.50	1,288,437.50	100
.....
\$68,986.90	\$43,086,714.51	\$22,978,426.34	\$19,014,880.39	\$950,042.74	\$143,365.04	97

State of
EXHIBIT "B"—Schedule II—Summary of

Symbol	NAME OF ACCOUNT	1955-56 Original Appropriation	1955-56 Supplemental and Prior Years' Appropriations	Appropriated Revenue
P-80	STATE AID TO SCHOOL DISTRICTS	\$63,434,774.20
	STATE HIGHWAY DEPARTMENT:			
R-10	State Highway Department—General	\$15,788,809.27	\$	\$848,997.89
R-11-14	State Highway Construction	26,273,890.85	38,231,838.80 \$ 30,000.00	4,647,231.12
R-15	Joint Toll Bridge Flood Damage	\$ 2,550,000.00	73,852.99
R-16	State Highway System Damaged by Flood	\$ 1,200,000.00	1,490.89
R-20	State Aid to Counties and Municipalities	16,872,917.60	5,922,724.59
R-21	State Aid to Counties and Municipalities—Flood Damage	\$ 1,600,000.00	1,330.00
R-110	Debt Service	2,591,675.00	\$ 145,200.00
	TOTAL STATE HIGHWAY DEPARTMENT	\$61,527,292.72	\$44,154,563.39 \$ 5,525,200.00	\$5,572,902.89
	DEPARTMENT OF INSTITUTIONS AND AGENCIES:			
S-10	Administration, General	\$865,915.34	\$	\$5,000.00
2-S-10	Federal Hospital Survey and Construction Fund	9,380.00
3-S-10	Federal Aid—Hygiene Clinics	6.08	42,272.00
4-S-10	Federal Aid for Construction of Governmental and Voluntary Non-Profit Hospitals	84,251.72
5-S-10	Federal Aid—Mental Hygiene Clinics—Educa- tional Program	428.14	4,450.00
6-S-10	Study of Emotional Problems—Delinquent Girls	1,000.00
7-S-10	Mental Hygiene Aspects of Civil Defense
S-11	Central Parole Bureau	597,057.68
S-12	Bureau of Assistance	414,790.48
S-14	New Jersey State Parole Board	50,613.72
1-S-15	Division of State Use Employment Industrial Supervision and Revolving Fund	*83,940.09	2,310,178.66
1-S-16	Institution Construction Fund	3,128.29
2-S-16	Institution Construction Fund Bond Account	1,237,960.18
3-S-16	Payroll Reimbursement for Institution Construc- tion Fund
S-17	Mental Health Program	1,600,000.00
1-S-17	County Mental Health Research Project
2-S-17	County Services—Mental Deficiency
S-20	Highfields Treatment Center	36,181.22
S-30	New Jersey State Colony, New Lisbon	1,180,793.76	9,402.52	32,966.40
S-31	New Jersey State Colony, Woodbine	1,387,205.81	3,899.14
S-32	State Home for Disabled Soldiers—Menlo Park..	155,655.85
S-33	State Home for Disabled Soldiers, etc.—Vineland	329,042.99
S-34	North Jersey Training School, Totowa	1,341,620.03
S-35	New Jersey Reformatory, Annandale	837,028.95	25.00	47,650.25
S-36	New Jersey Reformatory, Bordentown	1,093,014.79	3,987.65	30,338.40
S-37	New Jersey Reformatory for Women, Clinton ..	803,292.31	91.00
S-38	New Jersey Sanatorium for Chest Diseases, Glen Gardner	1,202,803.62	780.00
S-39	State Home for Boys, Jamesburg	956,134.89	334.63	4,815.98
S-40	State Home for Girls, Trenton	613,841.51	277.20
1-S-40	State Home for Girls, Psychiatric Study Fund	4,258.00	5,000.00
S-41	New Jersey State Hospital, Greystone Park	7,539,589.31	2,359.09	6,870.18
1-S-41	Federal Aid—Mental Hygiene Clinic—Greystone Park
2-S-41	Federal Aid—National Institute Mental Health Research Project
S-42	New Jersey State Hospital, Marlboro	4,444,442.53	636.37	4,181.27
1-S-42	Federal Aid—Mental Hygiene Clinic—Marlboro
S-43	New Jersey State Hospital, Trenton	5,620,883.22	465.76	4,367.44
1-S-43	Federal Aid—Mental Hygiene Clinic—Trenton..
2-S-43	Federal Aid—Veterans' Clinic Service—Trenton
S-44	New Jersey State Prison	1,800,058.41	64.23
S-45	State Prison Farm, Rahway	1,265,149.90	1,807.50
S-46	State Prison Farm, Leesburg	328,104.87	17,720.53	54.00

* Denotes red figure.
† Balance carried forward to T-40-0.
S Denotes Supplemental.

Appropriations—1955-56—As at June 30, 1956—Continued

Transfers To and From* Appropriations	Total Available	Net Disbursements	Obligations	Continuing Appropriation	Lapsed	Per Cent Expended and Obligated
*\$68,986.90	\$63,365,787.30	\$63,152,616.33	\$16,860.57	\$176,500.00	\$19,810.40	99
*\$50,000.00	\$16,587,807.16	\$12,261,268.20	\$2,673,230.01	\$1,653,308.95	90
62,270.00	69,245,230.77	13,993,899.25	44,134,724.47	\$11,107,337.05	84
.....	2,623,852.99	183,117.61	32,146.59	+9,270.00	8
.....	1,201,490.89	527,507.90	523,982.99	2,408,588.79	88
*3,000.00	22,792,642.19	7,520,355.02	14,801,802.91	150,000.00	98
.....	1,601,330.00	66,094.40	869,755.60	215,030.47	255,453.79	58
.....	2,736,875.00	2,736,875.00	665,480.00	100
\$9,270.00	\$116,789,229.00	\$37,289,117.38	\$63,035,642.57	\$14,546,436.31	\$1,908,762.74	86
.....	+9,270.00
*\$37,963.70	\$832,951.64	\$780,101.53	\$13,570.89	\$.....	\$39,279.22	95
.....	9,380.00	4,477.22	2,268.20	2,634.58	72
*370.00	41,908.08	32,928.66	8,917.86	61.56	99
.....	84,251.72	80,127.56	4,124.16	95
370.00	5,248.14	3,355.45	1,880.52	12.17	99
.....	1,000.00	1,000.00
.....
*604.78	596,452.90	579,150.64	7,576.16	9,726.10	98
.....	414,790.48	392,482.15	5,983.84	16,324.49	96
1,084.78	51,698.50	51,462.36	105.18	130.96	99
.....	2,226,238.57	2,139,272.80	86,930.44	35.33	99
.....	3,128.29	2,370.16	52.80	705.33	77
.....	1,237,960.18	352,368.28	196,466.81	689,125.09	44
.....
*1,600,000.00
50,000.00	50,000.00	38,197.68	9,655.01	2,147.31	96
129,960.00	129,960.00	34,773.66	15,196.60	79,989.74	38
1,505.00	37,686.22	34,813.30	2,674.58	198.34	99
9,266.00	1,232,428.68	1,088,153.63	70,934.44	39,630.37	33,710.24	94
13,490.00	1,404,594.95	1,328,218.97	64,280.26	12,095.72	99
*245.00	155,410.85	139,858.37	9,417.96	6,134.52	96
5,142.00	334,184.99	263,936.47	66,740.58	3,507.94	99
3,005.30	1,344,625.33	1,182,723.86	144,423.06	17,478.41	99
65,416.00	950,120.20	900,295.68	41,424.65	25.00	8,374.87	99
31,331.00	1,158,671.84	1,062,015.29	84,166.88	4,237.30	8,252.37	99
*6,445.00	796,938.31	704,603.16	75,110.75	58.58	17,165.82	98
9,908.00	1,213,491.62	1,118,778.59	72,251.02	60.85	22,401.16	98
5,096.00	966,381.50	903,445.96	56,304.09	334.63	6,296.82	99
9,103.57	623,222.28	579,616.64	36,200.19	7,405.45	99
.....	9,258.00	1,113.00	8,145.00	12
102,594.00	7,651,412.58	7,015,221.49	454,899.11	9,304.85	171,987.13	98
.....
.....
108,492.50	4,557,752.67	4,214,278.49	295,192.42	514.61	47,767.15	99
.....
334,558.50	5,960,274.92	5,558,152.38	317,795.15	1,993.13	82,334.26	99
.....
*9,225.80	1,790,896.84	1,633,735.21	138,566.08	98.12	18,497.43	99
6,850.00	1,273,807.40	1,191,328.72	76,262.44	107.14	6,109.10	99
15,182.00	361,061.40	318,652.53	25,829.49	14,894.58	1,684.80	95

State of
EXHIBIT "B"—Schedule II—Summary of

Symbol	NAME OF ACCOUNT	1955-56 Original Appropriation	1955-56 Supplemental and Prior Years' Appropriations	Appropriated Revenue
S-47	N. J. Neuropsychiatric Institute—Skillman	\$3,021,134.67	\$6,394.95	\$6,486.78
S-48	Vineland State School	2,003,906.11	1,778.50
2-S-48	Federal Aid—National Institute Mental Health Research Project	5,097.26	11,645.54
S-49	Arthur Brisbane Child Treatment Center	263,756.36
S-50	Diagnostic Center	444,849.18
1-S-50	Federal Aid—Diagnostic Center
S-51	New Jersey State Hospital, Ancora	2,768,669.18	238,689.00	251.10
S-52	Bordentown Training and Research Center	S 1,500,000.00
S-60	Purchase of Care and Maintenance for Feeble- Minded	299,000.00
S-61	Commission for the Blind	593,025.16
1-S-61-805	Federal Subsidy for the Blind	3,072.56	420,566.54
2-S-61	Federal Subsidy for the Blind—Administration Expense
3-S-61-805	Federal Subsidy for Rehabilitation of Blind	26,776.00	140,140.00
4-S-61	Federal Subsidy for Rehabilitation of Blind— Administration Expense
S-62	State Board of Child Welfare	1,551,279.49
1-S-62	Revolving Fund—Child Welfare	162,671.54	581,212.87
2-S-62	Federal Child Welfare Service Fund	4,229.68	81,770.96
S-80	Institutional Control Account
S-110	Debt Service	4,773,865.00
TOTAL DEPARTMENT OF INSTITU- TIONS AND AGENCIES		\$50,182,706.34	\$1,644,703.14 S 1,500,000.00	\$3,842,547.66
DEPARTMENT OF INSTITUTIONS AND AGENCIES (STATE AID):				
S-70	County Mental Hospitals	\$3,421,000.00	S \$27,444.09	\$88,452.15
S-71	County Tuberculosis Hospitals	680,900.00
S-72	State Subsidy—Old Age Assistance	5,775,000.00	781.63
1-S-72	Federal Aid—Old Age Assistance	187,846.29	7,905,585.19
2-S-72	Federal Aid—Administration Expenses—Old Age Assistance
4-S-72	Recoveries—Old Age Assistance	184,892.81	762,455.32
5-S-72	Federal Aid—Old Age Assistance—To Counties for Administration Expense	9,645.94
S-73	State Subsidy—For Maintenance of Dependent Children	2,952,000.00	22,700.00
1-S-73	Federal Aid—Maintenance Dependent Children	S 431,060.00
S-74	State Subsidy—Municipal Aid	5,294.41	4,673,430.86
S-75	State Subsidy—Aid to the Permanently and Totally Disabled	2,580,000.00	S 800,632.00	21,842.50
1-S-75	Federal Aid—Assistance to the Permanently and Totally Disabled	960,000.00	763.08
TOTAL DEPARTMENT OF INSTITU- TIONS AND AGENCIES (STATE AID)		\$16,368,900.00	\$440,341.55 S 1,259,136.09	\$15,045,253.60
INTER- AND NON-DEPARTMENTAL ITEMS:				
1-T-10	Flood Relief Fund (Private Sources)	\$	\$	\$1,282.83
T-11-302	Telephone and Telegraph
T-11-303-01	Rents
T-11-304	Insurance
T-11-321	Postage
T-20	Pensions and Contributions to State Pension Sys- tem Funds	50,000.00	S 1,769,599.89	198,624.24
T-22	Police and Firemen's Apportionment Fund—Con- solidated Police and Firemen's Pension Fund ...	4,231,573.76

* Denotes red figure.

New Jersey
 Appropriations—1955-56—As at June 30, 1956—Continued

Transfers To and From* Appropriations	Total Available	Net Disbursements	Obligations	Continuing Appropriation	Lapsed	Per Cent Expended and Obligated
\$248,087.00	\$3,282,103.40	\$2,946,958.32	\$239,824.03	\$6,107.73	\$89,213.32	97
*73,068.00	1,932,616.61	1,712,701.66	147,445.66	347.73	72,121.56	96
.....	16,742.80	12,415.55	155.00	4,172.25	75
*20,198.00	243,558.36	217,972.35	11,700.64	13,885.37	94
63,612.30	508,461.48	456,078.83	23,727.29	37.56	28,617.80	94
.....
*25,518.00	2,982,091.28	2,636,336.16	112,712.74	226.33	232,816.05	92
653,315.00	2,153,315.00	249,496.37	1,901,610.98	2,207.65	99
.....
*4,000.00	295,000.00	259,440.14	20,143.97	15,415.89	95
19,505.00	612,530.16	517,013.80	89,319.10	60.00	6,137.26	99
.....	423,639.10	396,284.16	3,323.10	24,031.84	94
.....
.....	166,916.00	92,480.79	32,466.92	41,968.29	75
.....
*3,708.00	1,547,571.49	1,512,272.78	15,727.74	19,570.97	99
.....	743,884.41	510,898.53	34,687.89	198,297.99	73
.....	86,000.64	79,128.21	75.00	6,797.43	92
.....
.....	4,773,865.00	4,773,865.00	100
.....
<u>\$105,527.67</u>	<u>\$57,275,484.81</u>	<u>\$50,103,352.54</u>	<u>\$5,013,997.52</u>	<u>\$1,059,149.53</u>	<u>\$1,098,985.22</u>	<u>96</u>
.....
.....
\$.....	\$3,536,896.24	\$2,497,225.79	\$1,039,670.45	\$.....	100
.....	680,900.00	415,163.74	17,581.42	248,154.84	64
7,685,740.60	13,461,522.23	13,461,522.23	100
*7,819,325.56	274,105.92	69,285.94	204,819.98	25
.....
*838,145.76	109,202.37	109,202.37
.....
1,083,081.69	1,092,727.63	1,092,727.63	100
.....	3,405,760.00	3,245,560.00	160,200.00	95
.....	4,678,725.27	4,555,238.94	123,486.33	97
*100,000.00	3,302,474.50	1,815,836.88	1,486,637.62	100
.....
1,521,720.31	2,482,483.39	2,482,483.39	100
*1,533,071.28	88,833.69	28,015.90	60,817.79	32
.....
.....	<u>\$33,113,631.24</u>	<u>\$29,663,060.44</u>	<u>\$2,543,889.49</u>	<u>\$906,681.31</u>	<u>97</u>
.....
.....
\$.....	\$1,282.83	\$1,282.83	\$.....	\$.....	100
.....	*69,016.48	43,548.87	25,467.61
27,500.00	27,500.00	*211,485.32	232,018.61	6,966.71	75
.....	*60,154.64	57,400.83	2,753.81
.....	*46,155.59	1,317.80	44,837.79
.....
.....	2,018,224.13	1,319,514.37	580,769.71	117,940.05	94
.....	4,231,573.76	4,231,573.76	100

State of
EXHIBIT "B"—Schedule II—Summary of

Symbol	NAME OF ACCOUNT	1955-56 Original Appropriation	1955-56 Supplemental and Prior Years' Appropriations	Appropriated Revenue
T-30	State Emergency Fund	\$125,000.00	\$
T-40	Salary Adjustments, Increments and Salary Range Revisions	1,050,000.00	718,968.23
T-50	Unclaimed Wages Account
T-51	Unclaimed Inmates and Patients Fund
	TOTAL INTER- AND NON-DEPART- MENTAL ITEMS	\$5,456,573.76	\$718,968.23 S 1,769,599.89	\$199,907.07
	INTERSTATE AND TEMPORARY COMMISSIONS:			
U-10	South Jersey Port Commission	\$34,800.17	\$	\$
U-11	Palisades Interstate Park Commission	362,538.54	S 30,000.00	70,084.11
U-12	Delaware River Joint Toll Bridge Commission...	207,826.35	127,824.34	163,657.92
U-14	Interstate Sanitation Commission	37,496.33
U-33	Law Enforcement Council	100,000.00	48,840.80
1-U-42	1955 Flood Relief Account—Federal Aid	100,000.00
	TOTAL INTERSTATE AND TEMPORARY COMMISSIONS	\$742,661.39	\$176,665.14 S 30,000.00	\$333,742.03
	TOTAL EXECUTIVE BRANCH	\$276,728,126.43	\$61,359,267.77 S 14,286,810.25	\$65,445,961.54
	JUDICIAL BRANCH:			
V-10	The Judiciary—General	\$2,224,329.04	S \$4,115.41
V-20	The Judiciary—Payment to Counties for Salaries of Stenographic Reporters and County Judges	636,110.00
	TOTAL JUDICIAL BRANCH	\$2,860,439.04	S \$4,115.41
	RECAPITULATION:			
	TOTAL LEGISLATIVE BRANCH	\$1,424,032.14	\$143,122.67) S 394,535.00)	\$
	TOTAL EXECUTIVE BRANCH	276,728,126.43	61,359,267.77) S 14,286,810.25)	65,445,961.54
	TOTAL JUDICIAL BRANCH	2,860,439.04	S 4,115.41
	GRAND TOTALS	\$281,012,597.61	\$61,502,390.44) S 14,685,460.66)	\$65,445,961.54

* Denotes red figures.

† Balance carried forward to T-40-0.

S Denotes Supplemental.

New Jersey

Appropriations—1955-56—As at June 30, 1956—Continued

Transfers To and From* Appropriations	Total Available	Net Disbursements	Obligations	Continuing Appropriation	Lapsed	Per Cent Expended and Obligated
*\$26,452.00	\$98,548.00	\$.....	\$98,548.00	...
*360,381.36	1,408,586.87	†689,618.64	718,968.00	23
.....
.....
*\$359,333.36	\$7,785,715.59	\$5,165,558.93	\$915,055.82	†\$689,618.64	\$1,015,482.20	78
.....
\$.....	\$34,800.17	\$33,349.62	\$721.35	\$.....	\$729.20	98
7,560.00	470,182.65	393,998.40	59,867.97	†.55	16,315.73	97
.....	499,308.61	323,184.49	6,183.52	169,940.60	66
.....	37,496.33	37,496.33	100
.....	148,840.80	99,428.65	20,159.46	29,252.69	80
.....	100,000.00	100,000.00
\$7,560.00	\$1,290,628.56	\$887,457.49	\$86,932.30	\$299,193.29 †.55	\$17,044.93	75
*\$561.27	\$417,819,604.72	\$284,264,332.20	\$97,371,903.31	\$30,563,142.95 †741,287.07	\$4,878,939.19	91
.....
*\$7,500.00	\$2,220,944.45	\$2,081,844.26	\$21,572.60	\$117,527.59	95
7,500.00	643,610.00	172,524.49	471,085.51	100
.....	\$2,864,554.45	\$2,254,368.75	\$492,658.11	\$117,527.59	96
.....
\$561.27	\$1,962,251.08	\$1,240,514.29	\$388,502.04	\$274,114.98	\$59,119.77	83
*561.27	417,819,604.72	284,264,332.20	97,371,903.31	30,563,142.95 } †741,287.07 }	4,878,939.19	91
.....	2,864,554.45	2,254,368.75	492,658.11	117,527.59	96
.....	\$422,646,410.25	\$287,759,215.24	\$98,253,063.46	\$30,837,257.93 } †741,287.07 }	\$5,055,586.55	91

State of New Jersey
 EXHIBIT "B"—Schedule III
 Analysis of General Treasury Surplus
 For Fiscal Year Ending June 30, 1956

The State had available surplus in the General Treasury on July 1, 1955	\$51,966,244.48	
The New York Harbor Waterfront Commission repaid the balance of the amount loaned by the State	150,000.00	
There was transferred from the Veterans' Guaranteed Loan Fund for the Round Valley project	3,000,000.00	
Appropriation balances of prior years were lapsed in the sum of	233,313.44	
Anticipated revenues earned were (Schedule I)	274,960,515.22	
OR TOTAL CREDITS OF		\$330,310,073.14
Appropriations for the current fiscal year were	\$281,012,597.61	
Supplemental and special appropriations were	14,685,460.66	
OR A TOTAL OF	\$295,698,058.27	
Current year's appropriation balances lapsed were	5,055,586.55	
Leaving a general fund expenditure of	\$290,642,471.72	
Federal Highway Aid reduced by direct payment to National Academy of Sciences ..	76,943.00	
There was an adjustment of old railroad tax in the sum of	22,484.00	
OR TOTAL CHARGES OF		290,741,898.72
Leaving an available surplus at June 30, 1956, of		*\$39,568,174.42

* Of this amount \$2,386,196.45 represents funds derived from the sale of permanent emergency housing units. In his budget message to the Legislature dated March 14, 1955, Governor Meyner recommended that this sum be reserved to make up part of a Capital Building Projects Fund.

State of
EXHIBIT "C"—Comparative
 Dedicated, Trust

	Cash	Investments
Old Bond and Interest Fund	\$3,745.51	\$55,000.00
Unemployment Compensation Auxiliary Fund	388,385.90	2,750,000.00
Unemployment Compensation Tax Fund	2,791,981.37
State Disability Benefits Fund	2,656,384.10	91,623,000.00
School Fund	381,049.60	15,792,500.00
1837 Surplus Revenue Fund	27,295.74	717,000.00
Veterans' Guaranteed Loan Fund	269,009.91	9,622,400.00
Emergency Housing Contingency Reserve Fund	48,255.32	445,000.00
Institution Construction Bond Fund	224,305.53	800,000.00
State 1952 Institution Construction Fund	322,091.25	9,400,000.00
State Teachers College Construction Fund	177,591.71	5,450,000.00
Grade Crossing Elimination Fund	380,456.50	3,150,000.00
Unclaimed Bank Deposits Escheat Fund	10,197.41	440,000.00
Unclaimed Life Insurance Escheat Fund	7,897.34
Unclaimed Personal Property Trust Fund	901,958.08
Motor Vehicle Liabilities Security Fund	10,043.66	3,820,000.00
Stock Workmen's Compensation Security Fund	23,900.11	2,260,000.00
Mutual Workmen's Compensation Security Fund	13,371.96	746,000.00
Unsatisfied Claim and Judgment Fund	736,336.69	3,005,000.00
Special Railroad Deposits	8,931.68	95,000.00
Armory Construction Fund	100,377.42	250,000.00
Old Outstanding Checks Account	58,096.76
State Society of the Battleship New Jersey	1,476.47	9,000.00
Withholding Tax Fund	464,961.62
Employees' War Bond Savings Fund	106,218.39
Employees' Hospitalization Fund	43,208.50
Employees' Miscellaneous Deductions Fund	2,812.27
Employees' Pension and Social Security Deduction Fund	691,317.44
Total Dedicated and Trust Funds	\$10,851,658.24	\$150,429,900.00
Alcoholic Beverage Enforcement Pension Fund	\$41,574.45	\$160,000.00
Consolidated Police and Firemen's Fund	1,499,874.23	25,342,400.00
Police and Firemen's Retirement Fund	728,937.53	27,543,000.00
Prison Officers' Pension Fund	29,231.34	515,000.00
State Police Retirement Fund	166,692.06	3,268,000.00
Teachers' Pension and Annuity Fund	3,866,404.92	275,059,750.00
Public Employees' Retirement System Fund	3,394,491.96	99,082,900.00
Social Security Agency Fund	1,516.90
Social Security Agency Administration Account	1,240.83
Total Pension Funds	\$9,729,964.22	\$430,971,050.00
Grand Total All Funds	\$20,581,622.46	\$581,400,950.00

- (1) Funds in hands of U. S. Treasurer.
- (2) Includes \$2,541,680.11 cost of notes in default.
- (3) For paying future Unemployment Compensation Claims.
- (4) For paying future Temporary Disability Claims.

New Jersey

Balance Sheet—As at June 30, 1956
and Pension Funds

Other Assets	Total Assets	Liabilities	Reserve for Dedicated and Trust Purposes	
			June 30, 1956	June 30, 1955
\$1.49	\$58,747.00	\$45,648.20	\$13,098.80	\$12,315.64
64.92	3,138,450.82	3,138,450.82	2,468,893.33
449,587,689.03 (1)	452,379,670.40	452,379,670.40 (3)	456,571,973.05
852,249.73	95,131,633.83	331,652.81	94,799,981.02 (4)	93,228,701.13
523,246.40	16,696,796.00	173,827.09	16,522,968.91	16,400,514.39
39,529.31	783,825.05	19,154.61	764,670.44	764,670.44
2,733,509.11 (2)	12,624,919.02	3,001,110.72	9,623,808.30	12,509,803.12
2,654.05	495,909.37	495,909.37	746,438.21
.....	1,024,305.53	996,372.49	27,933.04	2,694.70
.....	9,722,091.25	3,526,847.83	6,195,243.42	11,081,251.89
.....	5,627,758.54	4,835,781.32	791,977.22	6,212,919.18
166.83	3,530,456.50	670,364.97	2,860,091.53	3,468,292.03
.....	454,518.40	454,518.40	421,507.05
4,320.99	7,897.34	7,897.34	5,370.92
.....	901,958.08	901,958.08	631,298.37
.....	3,830,043.66	3,830,043.66	2,657,869.98
.....	2,391,882.10	3,099.53	2,388,782.57	2,334,182.87
107,981.99	774,470.99	774,470.99	754,581.76
15,099.03	3,770,205.99	5,969.34	3,764,236.65	3,266,123.73
28,869.30	113,371.68	113,213.05	158.63
9,440.00	350,413.88	350,413.88
36.46	58,096.76	58,096.76
.....	10,555.42	10,555.42	10,336.37
78.95	464,961.62	464,961.62
.....	106,218.39	106,218.39
.....	43,208.50	43,208.50
.....	2,812.27	2,812.27
.....	691,317.44	691,317.44
<u>\$453,904,937.59</u>	<u>\$615,186,495.83</u>	<u>\$15,089,656.94</u>	<u>\$600,096,838.89</u>	<u>\$613,549,738.16</u>
\$.....	\$201,574.45	\$.....	\$201,574.45	\$136,087.19
.....	26,842,274.23	26,842,274.23	23,325,048.75
132,953.00	28,404,890.53	28,404,890.53	21,694,273.11
4,927.26	549,158.60	549,158.60	516,371.98
100,882.94	3,535,575.00	3,535,575.00	3,046,559.23
2,825,874.45	281,752,029.37	281,752,029.37	268,802,946.60
1,496,963.95	103,974,355.91	103,974,355.91	92,533,789.53
.....	1,516.90	1,516.90
.....	1,240.83	1,240.83
<u>\$4,561,601.60</u>	<u>\$445,262,615.82</u>	<u>\$2,757.73</u>	<u>\$445,259,858.09</u>	<u>\$410,055,076.39</u>
<u>\$458,466,539.19</u>	<u>\$1,060,449,111.65</u>	<u>\$15,092,414.67</u>	<u>\$1,045,356,696.98</u>	<u>\$1,023,604,814.55</u>

State of New Jersey
EXHIBIT "D"—Comparative Statement of Bonded Debt
 As at June 30, 1956, and June 30, 1955

	June 30, 1956	June 30, 1955
BONDS AND CERTIFICATES OUTSTANDING:		
Highway Improvement Bonds	\$35,270,000.00	\$36,890,000.00
Institution Construction Bonds—Act of 1930	4,900,000.00	5,240,000.00
Institution Construction Bonds—Act of 1949	17,860,000.00	19,645,000.00
Institution Construction Bonds—Act of 1952	21,430,000.00	23,215,000.00
Emergency Housing Bonds	12,910,000.00	16,050,000.00
Teachers College Construction Bonds	12,900,000.00	13,950,000.00
Agricultural College Certificates	116,000.00	116,000.00
TOTALS	<u>\$105,386,000.00</u>	<u>\$115,106,000.00</u>

These moneys are to be raised by appropriations through the future annual budgets.

In additions to the above direct obligations, the State has guaranteed the principal and interest payments on the bonds issued by the N. J. State Highway Authority. The State's liability for this debt service is contingent on the insufficiency of the revenue derived by the Authority to meet this obligation.

\$285,000,000.00

\$285,000,000.00

State of
EXHIBIT

Summary Statement of Cash Receipts and Disbursements—

	Balance July 1, 1955	Receipts Outside Sources
Old Bond and Interest Trust Fund	\$5,870.09	\$194,451.45
Unemployment Compensation Auxiliary Fund	292,654.37	3,565,324.09
Unemployment Compensation Tax Fund	2,202,304.23	82,259,113.68
Temporary Disability Benefits Fund	2,351,132.39	14,018,310.70
School Fund	396,526.78	1,415,326.73
1837 Surplus Revenue Fund	37,185.72	58,043.20
Veterans Guaranteed Loan Fund	222,044.15	2,593,081.10
Emergency Housing Contingency Reserve Fund	58,686.80	462,741.09
Institution Construction Bond Fund	29,067.19	3,034,476.77
State 1952 Institution Construction Fund	414,275.51	19,491,967.20
State Teachers College Construction Fund	380,094.26	10,515,561.54
Grade Crossing Elimination Fund	315,604.62	4,117,015.55
Armory Construction Fund	3,214.56
Unclaimed Bank Deposits Escheat Fund	11,857.54	289,672.71
Unclaimed Life Insurance Escheat Fund	5,370.92	11,315.14
Unclaimed Personal Property Trust Fund	631,298.37	340,269.95
Motor Vehicle Liability Security Fund	7,869.98	2,363,201.31
Stock Workmen's Compensation Security Fund	21,888.09	264,671.93
Mutual Workmen's Compensation Security Fund	8,260.22	118,906.25
Unsatisfied Claim and Judgment Fund	318,045.17	4,702,490.25
Special Railroad Deposits	100,743.05	48,817.50
Old Outstanding Check Account	41,743.66	47,019.59
State Society of the Battleship New Jersey	1,251.47	225.00
Withholding Tax Fund	441,190.56	10,432,909.65
Employees' Savings Bond Fund	93,361.01	1,011,409.25
Employees' Hospitalization Fund	37,989.28	972,360.14
Employees' Miscellaneous Deductions Fund	48,924.27
Employees' Pension and Social Security Deductions Fund	580,650.22	4,080,633.02
TOTAL DEDICATED AND TRUST FUNDS	\$9,006,965.65	\$166,461,453.62
<p>(1) Funds transferred back to State by U. S. Treasurer. (2) Funds deposited with U. S. Treasurer.</p>		
Pension Funds		
Alcoholic Beverage Enforcement Pension Fund	\$85,825.23	\$81,524.79
Consolidated Police and Firemen's Fund	2,765,298.75	18,334,155.51
Police and Firemen's Retirement Fund	392,144.38	7,020,146.24
Prison Officers Pension Fund	25,360.36	354,661.34
State Police Retirement Fund	290,068.01	870,536.37
Teachers' Pension and Annuity Fund	1,781,473.77	57,744,773.70
Public Employees' Retirement System Fund	6,933,222.22	19,422,307.76
Social Security Agency Fund	408.07	18,068,700.27
Social Security Agency Administration Account	277,863.00
TOTAL PENSION FUNDS	\$12,273,800.79	\$122,174,668.98
TOTAL OF ALL FUNDS	\$21,280,766.44	\$288,636,122.60

New Jersey

"E"

Dedicated and Trust Funds—Fiscal Year Ended June 30, 1956

Transfers From Other Funds	Total	Disbursements Outside Sources	Transfers To Other Funds	Total Disbursements	Balance June 30, 1956
\$.....	\$200,321.54	\$196,576.03	\$.....	\$196,576.03	\$3,745.51
.....	3,857,978.46	3,469,592.56	3,469,592.56	388,385.90
(1) 94,960,000.00	179,421,417.91	96,890,436.54	(2) 79,739,000.00	176,629,436.54	2,791,981.37
12,517,823.35	28,887,266.44	12,358,375.37	13,872,506.97	26,230,882.34	2,656,384.10
.....	1,811,853.51	833,559.76	597,244.15	1,430,803.91	381,049.60
13,661.19	108,890.11	49,371.51	32,222.86	81,594.37	27,295.74
178,869.67	2,993,994.92	2,650,156.83	74,828.18	2,724,985.01	269,009.91
.....	521,427.89	473,172.57	473,172.57	48,255.32
.....	3,063,543.96	2,138,076.40	701,162.03	2,839,238.43	224,305.53
59,014.47	19,965,257.18	19,531,043.55	112,122.38	19,643,165.93	322,091.25
.....	10,895,655.80	10,718,064.09	10,718,064.09	177,591.71
51,833.80	4,484,453.97	4,103,997.47	4,103,997.47	380,456.50
350,000.00	353,214.56	252,837.14	252,837.14	100,377.42
.....	301,530.25	144,223.93	147,108.91	291,332.84	10,197.41
.....	16,686.06	245.11	8,543.61	8,788.72	7,897.34
.....	971,568.32	69,610.24	69,610.24	901,958.08
.....	2,371,071.29	2,361,027.63	2,361,027.63	10,043.66
.....	286,560.02	262,659.91	262,659.91	23,900.11
.....	127,166.47	113,794.51	113,794.51	13,371.96
.....	5,020,535.42	4,234,198.73	50,000.00	4,284,198.73	736,336.69
.....	149,560.55	140,628.87	140,628.87	8,931.68
.....	88,763.25	30,666.49	30,666.49	58,096.76
.....	1,476.47	1,476.47
.....	10,874,100.21	10,409,138.59	10,409,138.59	464,961.62
.....	1,104,770.26	998,551.87	998,551.87	106,218.39
.....	1,010,349.42	967,140.92	967,140.92	43,208.50
.....	48,924.27	46,112.00	46,112.00	2,812.27
.....	4,661,283.24	3,969,965.80	3,969,965.80	691,317.44
<u>\$108,131,202.48</u>	<u>\$283,599,621.75</u>	<u>\$177,413,224.42</u>	<u>\$95,334,739.09</u>	<u>\$272,747,963.51</u>	<u>\$10,851,658.24</u>
.....	\$167,350.02	\$125,775.57	\$125,775.57	\$41,574.45
.....	21,099,454.26	19,599,580.03	19,599,580.03	1,499,874.23
.....	7,412,290.62	6,683,353.09	6,683,353.09	728,937.53
.....	380,021.70	350,790.36	350,790.36	29,231.34
.....	1,160,604.38	993,912.32	993,912.32	166,692.06
.....	59,526,247.47	55,659,842.55	55,659,842.55	3,866,404.92
.....	26,355,529.98	22,961,038.02	22,961,038.02	3,394,491.96
.....	18,069,108.34	18,067,591.44	18,067,591.44	1,516.90
.....	277,863.00	276,622.17	276,622.17	1,240.83
.....	<u>\$134,448,469.77</u>	<u>\$124,718,505.55</u>	<u>\$124,718,505.55</u>	<u>\$9,729,964.22</u>
<u>\$108,131,202.48</u>	<u>\$418,048,091.52</u>	<u>\$302,131,729.97</u>	<u>\$95,334,739.09</u>	<u>\$397,466,469.06</u>	<u>\$20,581,622.46</u>

New

EXHIBIT "F"—Summary Statement of Cash Receipts and Accrued

	Cash Receipts	Gross Accrued Revenues	Transfers From Other Funds
General Treasury (Schedule I)	\$475,002,930.74	\$335,721,986.06	*\$3,187,658.31
Dedicated and Trust Funds (Schedule III)	396,767,325.08	111,636,324.88	450,347.34
TOTALS	\$871,770,255.82	\$447,358,310.94	*\$3,638,005.65

* \$3,000,000.00 from Veterans' Guaranteed Loan Fund Transferred directly to Surplus Account.

New

EXHIBIT "F"—Summary Statement of Cash Disbursements and Accrued

	Cash Disbursements	Gross Accrued Expenditures	Transfers to Other Funds	Net Accrued Expenditures
General Treasury (Schedule II)	\$497,679,079.49	\$352,329,978.57	\$1,317,729.15	\$351,012,249.42
Dedicated and Trust Funds (Schedule IV)	397,466,469.06	124,661,889.02	5,320,276.50	119,341,612.52
TOTALS	\$895,145,548.55	\$476,991,867.59	\$6,638,005.65	\$470,353,861.94

Jersey

Revenues (Analyzed)—All Funds—Fiscal Year Ended June 30, 1956

Net Accrued Revenues	Revenues From Taxes and Licenses	Revenues From Federal Aid	Revenues From Departmental Sales and Service	Revenues From Municipal Subdivisions	Revenues From Other Sources
\$332,534,327.75	\$267,169,468.31	\$33,537,510.40	\$21,982,015.21	\$3,170,921.07	\$6,674,412.76
111,185,977.54	92,423,101.00	2,180,233.80	16,582,642.74
<u>\$443,720,305.29</u>	<u>\$359,592,569.31</u>	<u>\$35,717,744.20</u>	<u>\$21,982,015.21</u>	<u>\$3,170,921.07</u>	<u>\$23,257,055.50</u>

Jersey

Expenditures (Analyzed)—All Funds—Fiscal Year Ended June 30, 1956

Salaries and Wages	Materials and Supplies	Services Other Than Personal	Additions and Improvements	Subventions and Direct State Aid	Extra-Ordinary Expenses
\$92,490,718.41	\$18,257,253.86	\$27,671,729.01	\$50,865,673.11	\$155,734,258.74	\$5,992,616.29
32,138.08	1,046.05	71,191.63	11,357,708.71	107,182,222.30	697,305.75
<u>\$92,522,856.49</u>	<u>\$18,258,299.91</u>	<u>\$27,742,920.64</u>	<u>\$62,223,381.82</u>	<u>\$262,916,481.04</u>	<u>\$6,689,922.04</u>

EXHIBIT "F"—Schedule I—Statement of Gross Receipts and Analysis of Accrued

	Cash Receipts	Accrued Revenue	Transfers From Other Funds
MAJOR TAX REVENUE			
Main Stem Railroad Property Tax	\$2,918,869.44	\$3,023,635.72	\$
Franchise Tax on Railroads	1,288,230.20	1,288,263.40
Second-Class Railroad Property Tax (for Local Use)	14,116,100.88	14,138,601.23
Transfer Inheritance Tax	15,829,250.87	16,533,950.18
Miscellaneous Corporation Tax—Domestic and Foreign	24,609,324.19	24,551,821.77
Domestic Life Insurance Corporation Tax	733,864.83	756,571.79
Foreign Insurance Corporation Tax	11,978,862.76	11,903,125.76
Financial Business Tax	672,537.21	656,581.23
Cigarette Tax	22,701,433.63	23,844,262.95
Pari-Mutuel Racing Tax	22,096,639.72	22,912,720.64
Motor Fuels Tax	73,609,127.11	69,432,317.49
Beverage Tax	18,829,477.33	18,828,081.73
Beverage Licenses	841,126.95	913,316.23
Bus Excise Tax	103,401.46	102,733.37
Motor Vehicle Fees, Licenses, etc.	57,036,551.25	52,739,526.83
Motor Vehicle Inspection Fees	1,297,461.50	1,147,390.50
DEPARTMENTAL REVENUE			
Department of Law and Public Safety:			
Tenement House Supervision	22,740.25	21,695.50
Hotel Fire Safety Inspection Fees	28,025.00	29,040.00
Security Responsibility Bureau	452,239.85	445,775.70
Division of Weights and Measures	50,332.00	50,750.00
Division of Law	279,641.79	268,618.30
Division of Law—Rate Proceedings Revolving Fund	50,175.03	50,038.09
Unsatisfied Claim and Judgment Fund	50,003.80	55,969.34	55,969.34
Division of State Police (General)	1,472,301.81	1,031,894.37
Division of Motor Vehicle (General)	123,338.87	1,698.84
Division of Professional Boards	457,461.98	437,419.25
Department of the Treasury:			
Interest on Deposits	227,045.08	227,045.08	57.25
Interest on Railroad Tax	515.69	515.69
Public Utility Tax (Administration)	32,433.99	32,673.80
Outdoor Advertising Permits and Fees	90,183.30	89,360.14
Contributions to N. J. Firemen's Home and Association	921,552.50	525,253.90
Division of Local Government	85,247.24	93,623.40
Current Earnings on Investments in Gen. Invest. Account	1,557,961.04	1,298,634.36
Dividends	18,870.00	18,870.00
Unclaimed Personal Property Escheats	137,938.66	124,771.75
Unclaimed Bank Deposits Escheats	147,108.91	147,108.91	147,108.91
Transfer from State Disability Benefit Fund	83,371.01	83,024.36	83,024.36
Transfer from Employment Security Division	41,269.22	62,376.37
General Investment Account	103,759,000.00
Social Security Fund (Administration)	349,294.54	350,535.37
Division of Public Pensions	59,228.27	57,821.87
Department of State:			
General Revenue	836,712.41	832,828.75
Commissions	74,068.00	80,888.00
Athletic Commissioner	19,400.76	20,077.11
Athletic Commissioner—Trust Fund	2,055.00
Department of Banking and Insurance:			
General Revenue	1,505,214.54	1,528,370.48
Division of Real Estate Commission	370,517.00	377,488.85
National Association of Ins. Commissioners Trust Fund	17,460.94	17,460.94
Department of Agriculture:			
General Revenue	68,798.72	68,163.61
Office of Milk Industry	174,311.90	175,632.90
Federal Agricultural Loan Fund	100,741.46	100,695.09
Federal Grants for Statistical Services	2,661.37	2,661.37
Department of Defense	651,601.12	644,593.35
Department of Public Utilities:			
General Revenue	67,273.25	66,114.93
Grade Crossing Elimination Fund	31,250.03
Department of Health:			
General Revenue	109,011.98	91,676.24
Rabies Control Fund	87,215.40	86,724.65
Board of Beauty Culture Control	136,082.50	140,953.50
Board of Barber Examiners	81,093.33	83,730.00

Jersey
Revenues—General Treasury—Fiscal Year Ended June 30, 1956

Accrued Revenue Outside Sources	Revenue From Taxes and Licenses	Revenue From Federal Aid	Revenue From Departmental Sales and Services	Revenue From Other Sources	Revenue From Municipal Subdivisions
\$3,023,635.72	\$3,023,635.72	\$.....	\$.....	\$.....	\$.....
1,288,263.40	1,288,263.40
14,138,601.23	14,138,601.23
16,533,950.18	16,533,950.18
24,551,821.77	24,551,821.77
756,571.79	756,571.79
11,903,125.76	11,903,125.76
656,581.23	656,581.23
23,844,262.95	23,844,262.95
22,912,720.64	22,912,720.64
69,432,317.49	69,432,317.49
18,828,081.73	18,828,081.73
913,316.23	913,316.23
102,733.37	102,733.37
52,739,526.83	52,739,526.83
1,147,390.50	1,147,390.50
21,695.50	21,695.50
29,040.00	29,040.00
445,775.70	445,775.70
50,750.00	50,750.00
268,618.30	268,618.30
50,038.09	50,038.09
1,031,894.37	1,031,894.37
1,698.84	1,698.84
437,419.25	437,419.25
226,987.83	226,987.83
515.69	515.69
32,673.80	32,673.80
89,360.14	89,360.14
525,253.90	525,253.90
93,623.40	93,623.40
1,298,634.36	1,298,634.36
18,870.00	18,870.00
124,771.75	124,771.75
.....
62,376.37	62,376.37
.....
350,535.37	350,535.37
57,821.87	898.49	56,923.38
832,828.75	832,828.75
80,888.00	80,888.00
20,077.11	20,077.11
.....
1,528,370.48	600,164.41	928,206.07
377,488.85	377,488.85
17,460.94	17,460.94
68,163.61	68,163.61
175,632.90	175,632.90
100,695.09	100,695.09
2,661.37	2,661.37
644,593.35	174,475.62	470,117.73
66,114.93	66,114.93
.....
91,676.24	15,896.57	75,779.67
86,724.65	86,724.65
140,953.50	140,953.50
83,730.00	83,730.00

EXHIBIT "F"—Schedule I—Statement of Gross Receipts and Analysis of Accrued

	Cash Receipts	Accrued Revenue	Transfers From Other Funds
Federal Aid:			
Public Health	\$558,486.62	\$553,578.77	\$.....
Maternal and Child Health	158,264.87	157,365.29
Rapid Treatment V. D.	32,519.00	32,519.00
Polio Vaccination	194,386.00	194,386.00
Crippled Children	214,639.92	214,079.92
Transfer from Rabies Control	20,957.28	7,654.10
Department of Labor and Industry:			
General Revenue	244,647.37	241,117.88
Wage and Hour Trust Fund	526.53	479.80
Federal Grant for Statistical Purposes	32,325.64	15,923.00
1% Workmen's Compensation Tax Fund	57,490.15	67,390.62
Rehabilitation Commission	621,735.59	611,731.50
Division of Employment Security:			
Unemployment Compensation	11,288,810.68	9,989,974.33
Disability Insurance Service	1,262,220.38	1,224,125.43	1,224,125.43
Old Age Survivors' Insurance Administration—Federal Fund	54,249.38	54,249.38
Commission to Regulate Waterfront Activities	150,000.00
Department of Conservation and Economic Development:			
Division of Planning and Development:			
General Revenue	1,410,361.73	1,303,127.66
Morris Canal and Banking Company	45,305.99	46,228.45
New Jersey Pilot Commissioners	15,510.14	15,557.88
Pequest Watershed Project	5,778.85	7,103.53
Stony Brook Watersheds	3,250.00	3,250.00
Emergency Housing—Rentals	655,064.86	659,886.31
Emergency Housing—Sale of Units	2,161,699.94	1,139,594.52
Emergency Housing Fund	99,324.74	76,010.95
Federal Aid:			
Inland Waterways	15,550.00	15,550.00
Forest Fires Fund	89,905.35	89,715.35
Forest Nursery Fund	8,108.51	8,108.51
Farm Forestry Fund	11,700.00	11,700.00
Airport Grant Fund	355,050.00	355,050.00
Flood Damage Delaware and Raritan Canal	35,220.47	35,220.47
Division of Water Policy and Supply:			
General Revenue	122,715.92	122,068.91
Excess Division Fees	140,723.31	143,316.17
Well Drillers' Licenses	18,437.00	19,460.00
Delaware and Raritan Canal	88.25
Division of Shell Fisheries	107,593.25	108,021.75
Division of Fish and Game	1,274,058.24	1,334,583.46
Public Shooting and Fishing Grounds	315,298.20	323,150.90	143,071.55
Division of Veterans' Services	76,517.30	74,828.43	74,828.18
Division of State Rent Control	1,467.39	4.00
Governors' Conference—Atlantic City	39,000.00	39,000.00
Department of Education:			
State Board of Examiners	33,795.00	34,590.00
Academic Certificates	31,676.10	31,405.10
State Teachers Colleges:			
Glassboro	269,710.52	322,864.14
Jersey City	116,892.84	115,617.85
Newark	227,177.63	217,429.95
Paterson	182,507.53	180,556.69
Montclair	384,501.53	372,362.63
Trenton	492,776.89	477,683.67
School for the Deaf	20,044.63	14,671.11
Manual Training and Industrial School	1,214.75	736.57
School of Conservation	50,301.54	51,418.08
Agricultural Experiment Station	75,657.77	71,228.91
Fertilizer Inspection Fees	125,347.89	125,444.72
State Museum—Service Charges	9,430.48	7,713.98
Transfer from School Fund	542,557.24	558,558.00	558,558.00
Transfer from 1837 Surplus Revenue Fund	18,561.67	19,154.61	19,154.61
Miscellaneous	151,390.93	12,317.50
Federal Aid:			
Veterans' Education Revolving Fund	111,079.71	113,901.56
Food Lunch Program	1,094,090.10	1,092,719.52
Special School Milk Program	929,377.58	928,699.80
Vocational Education Smith-Hughes Fund	199,444.04	199,444.04
Vocational Education George-Barden Fund	453,903.35	453,218.35
U. S. Appropriation for Agricultural College	118,233.27	118,233.27

Jersey
Revenues—General Treasury—Fiscal Year Ended June 30, 1956—Continued

Accrued Revenue Outside Sources	Revenue From Taxes and Licenses	Revenue From Federal Aid	Revenue From Departmental Sales and Services	Revenue From Other Sources	Revenue From Municipal Subdivisions
\$553,578.77	\$.....	\$553,578.77	\$.....	\$.....	\$.....
157,365.29	157,365.29
32,519.00	32,519.00
194,386.00	194,386.00
214,079.92	214,079.92
7,654.10	7,654.10
241,117.88	134,271.10	106,846.78
479.80	479.80
15,923.00	15,923.00
67,390.62	67,390.62
611,731.50	598,505.87	13,225.63
9,989,974.33	9,989,974.33
54,249.38	54,249.38
.....
1,303,127.66	26,439.00	2,250.00	328,938.66	945,500.00
46,228.45	46,228.45
15,557.88	15,557.88
7,103.53	5,236.16	1,867.37
3,250.00	3,250.00
659,886.31	659,886.31
1,139,594.52	1,139,594.52
76,010.95	24,069.40	51,941.55
15,550.00	15,550.00
89,715.35	89,715.35
8,108.51	8,108.51
11,700.00	11,700.00
355,050.00	355,050.00
35,220.47	35,220.47
122,068.91	122,068.91
143,316.17	143,316.17
19,460.00	19,460.00
108,021.75	39,843.50	66,683.50	1,494.75
1,334,583.46	1,198,845.45	69,576.22	25,474.10	40,687.69
180,079.35	132,704.40	38,802.31	8,572.64
.2525
4.00	4.00
39,000.00	39,000.00
34,590.00	34,590.00
31,405.10	31,405.10
322,864.14	322,864.14
115,617.85	115,617.85
217,429.95	217,429.95
180,556.69	180,556.69
372,362.63	372,362.63
477,683.67	477,683.67
14,671.11	14,671.11
736.57	736.57
51,418.08	51,418.08
71,228.91	71,228.91
125,444.72	125,444.72
7,713.98	7,713.98
.....
12,317.50	12,317.50
113,901.56	113,901.56
1,092,719.52	1,092,719.52
928,699.80	928,699.80
199,444.04	199,444.04
453,218.35	444,298.00	8,920.35
118,233.27	118,233.27

EXHIBIT "F"—Schedule I—Statement of Gross Receipts and Analysis of Accrued

	Cash Receipts	Accrued Revenue	Transfers From Other Funds
State Highway Department:			
Regular Federal Aid	\$8,390,921.82	\$1,432,957.00	\$.....
Other Federal Aid—Shared Projects	955,218.16	1,369,283.00
Counties and Municipalities—Shared Projects	1,767,801.00	1,744,178.27
Reimbursement from Delaware River Port Authority	1,140,566.17
Flood Damage to Bridges—Delaware River Bridge Commission	73,852.99	73,852.99
Construction Repairs—State Highways Damaged by Flood ..	1,490.89	1,490.89
Miscellaneous Revenue	2,344,443.43	981,048.46
Department of Institutions and Agencies:			
Central Office	104,261.34	85,972.56	32,652.51
Bureau of Assistance	117,311.71	82,540.56	82,540.02
Federal Aid—Mental Hygiene Clinics	46,727.70	46,722.00
State Use Revolving Fund	2,374,188.50	84,254.16
Institutional Construction Fund	744,351.81
Relief Subsidies	20,664.46	21,842.50
Highfields Treatment Center	1,632.55
Colony for Feeble-Minded—New Lisbon	595,151.67	584,694.79
Colony for Feeble-Minded—Woodbine	645,910.36	632,656.86
Soldiers' Home—Menlo Park	55,495.71	50,119.51
Soldiers' Home—Vineland	69,462.71	63,469.85
North Jersey Training School—Totowa	491,383.43	527,708.92
Reformatory—Annandale	84,500.72	49,173.89
Reformatory—Bordentown	79,172.59	35,521.95
Reformatory—Clinton	36,846.12	431.86
Sanatorium for Chest Diseases	140,840.35	81,950.64
State Home for Boys—Jamesburg	40,111.62	14,604.01
State Home for Girls—Trenton	21,608.05	3,005.07
State Hospital—Greystone Park	3,901,262.47	3,571,301.18
State Hospital—Marlboro	2,046,113.30	1,964,995.92
State Hospital—Trenton	2,465,484.18	2,224,711.79
State Prison—Trenton	67,350.25	1,197.94
State Prison Farm—Rahway	70,352.71	7,246.02
State Prison Farm—Leesburg	41,866.11	144.80
Neuropsychiatric Institute—Skillman	1,368,092.22	1,208,623.41
Vineland State School	877,435.74	872,830.81
Arthur Brisbane Child Treatment Center	42,501.99	37,614.97
Diagnostic Center—Menlo Park	207,652.59	203,142.14
State Hospital—Ancora	954,923.43	1,033,450.89
Edward R. Johnstone Training and Research Center	2,133.54	1,621.44
Commission for the Blind	700,289.10	704,132.79	143,426.25
Board of Child Welfare—Revolving Fund	581,474.88	583,636.24
Board of Child Welfare and Federal Child Welfare Services ..	526,863.71	518,774.89	395,691.48
Old Age Assistance—Federal Subsidy	8,620,960.78	7,905,585.19
Old Age Assistance—Recoveries	777,324.01	762,455.32
Federal Aid to Dependent Children	5,143,471.15	4,673,430.86
Federal Aid—Construction of Government and Non-Profit Hospitals	93,631.72	93,631.72
Federal Aid—Permanently and Totally Disabled	1,741,502.53	1,593,487.58
Psychiatric Study Fund—Turrell Fund	5,000.00	5,000.00
County Mental Hospitals	88,452.15	88,452.15
The Judiciary	1,345,439.60	1,340,402.53
Delaware River Joint Toll Bridge Commission	173,557.40	164,469.87
Palisades Interstate Park Commission	72,731.11	70,084.11	70,000.00
Flood Relief Fund—Private Sources	1,282.83	1,282.83
Flood Relief Account—Federal	500,000.00	100,000.00
Miscellaneous Sources:			
Division of Purchase and Property	3,336,211.76	56,087.35	35,679.65
State Purchase Fund	2,274,548.36	37,935.75
Agricultural Commodities Distribution Fund	1,769.18
Cafeteria—State House	90,518.11	89,427.41
Cafeteria—Highway	46,580.75	46,087.48
Bureau of Architecture	133,132.86	113,569.75	113,284.41
Transfer from Unclaimed Life Insurance Escheat Fund ..	8,486.36	8,486.36	8,486.36
Real Estate Escheats	26,167.69	26,167.69
Legislature	380,124.62
Pension Contributions	4,777,244.47	198,624.24
Other Miscellaneous Revenue	133,410.51	35,855.60
TOTALS	\$475,002,930.74	\$335,721,986.06	\$3,187,658.31

Jersey
Revenues—General Treasury—Fiscal Year Ended June 30, 1956—Continued

Accrued Revenue Outside Sources	Revenue From Taxes and Licenses	Revenue From Federal Aid	Revenue From Departmental Sales and Services	Revenue From Other Sources	Revenue From Municipal Subdivisions
\$1,432,957.00	\$.....	\$1,432,957.00	\$.....	\$.....	\$.....
1,369,283.00	1,369,283.00
1,744,178.27	1,744,178.27
.....
73,852.99	73,852.99
1,490.89	1,490.89
981,048.46	981,048.46
.....
53,320.05	38,829.00	14,491.05
.5454
46,722.00	46,722.00
84,254.16	84,254.16
.....
21,842.50	21,842.50
.....
584,694.79	551,728.39	32,966.40
632,656.86	632,416.20	240.66
50,119.51	49,997.50	122.01
63,469.85	63,239.75	230.10
527,708.92	527,708.92
49,173.89	49,173.89
35,521.95	30,272.30	5,249.65
431.86	431.86
81,950.64	81,170.64	780.00
14,604.01	14,604.01
3,005.07	3,005.07
3,571,301.18	3,564,431.00	6,870.18
1,964,995.92	1,964,312.65	683.27
2,224,711.79	2,221,051.35	3,660.44
1,197.94	1,133.71	64.23
7,246.02	3,356.02	3,890.00
144.80	90.80	54.00
1,208,623.41	1,208,463.81	159.60
872,830.81	11,645.54	860,612.27	573.00
37,614.97	37,614.97
203,142.14	203,142.14
1,033,450.89	1,033,199.79	251.10
1,621.44	1,621.44
560,706.54	560,706.54
583,636.24	583,636.24
123,083.41	81,770.96	40,769.45	543.00
7,905,585.19	7,905,585.19
762,455.32	762,455.32
4,673,430.86	4,673,430.86
.....
93,631.72	93,631.72
1,593,487.58	1,593,487.58
5,000.00	5,000.00
88,452.15	88,452.15
.....
1,340,402.53	1,340,402.53
164,469.87	164,469.87
84.11	84.11
1,282.83	1,282.83
100,000.00	100,000.00
.....
20,407.70	20,407.70
37,935.75	37,935.75
.....
89,427.41	89,427.41
46,087.48	46,087.48
285.34	285.34
.....
26,167.69	26,167.69
.....
198,624.24	198,624.24
35,855.60	5,800.00	30,055.60
<u>\$332,534,327.75</u>	<u>\$267,169,468.31</u>	<u>\$33,537,510.40</u>	<u>\$21,982,015.21</u>	<u>\$6,674,412.76</u>	<u>\$3,170,921.07</u>

EXHIBIT "F"—Schedule II—Statement of Cash Disbursements and
Year Ending

	Cash Disbursements	Accrued Expenditures	Transfers to Other Funds
Legislature	\$1,059,065.39	\$951,476.75	
Law Revision and Legislative Services Commission	96,219.80	97,080.16	
Legislative Budget and Finance Director	23,829.36	20,937.13	
Commission on Interstate Co-operation	33,326.78	34,240.00	
Commission on State Tax Policy	9,938.30	10,000.00	
State Beach Erosion Commission	7,187.50	7,322.16	
N. J. Constitutional Convention	7,500.00	7,500.00	
Commission on Narcotic Control	5,723.37	11,150.00	
Legislative Commission on Statute Revision	204.20	204.20	
N. J. Metropolitan Rapid Transit Commission	85,000.00	85,000.00	
Commission on Election Law Study	1,140.00	1,140.00	
Commission on Inter-Governmental Relations	2,703.60	2,703.60	
Juvenile Delinquency Study Commission	7,885.02	8,513.66	
Legislative Commission on Water Supply	13,009.73	13,007.13	
Advisory Commission on Lesser Offenders	503.50	503.50	
Commission to Study Sea Storm Damage	3,249.92	3,249.92	
Commission to Study Improvement of Law of Evidence	3,603.67	8,404.65	
State Old Age Commission	1,282.19	1,290.89	
Commission to Study Causes of Lack of Adequate Housing			
Commission to Study Services and Activities of Executive Branch	561.27	561.27	
Commission to Study Validity of Camden County Election	20,751.51	49,956.12	
Legislative Commission to Investigate Wire Tapping	2,000.00	10,000.00	
Woodrow Wilson Commemoration Committee	12.70	2,500.00	
State Auditor	293,540.55	295,763.15	
TOTAL LEGISLATIVE BRANCH	\$1,678,238.36	\$1,622,504.29	
Chief Executive Branch	\$157,647.54	\$160,211.69	
Department of Law and Public Safety:			
Administrative Division	\$148,958.19	\$148,667.88	
Division of Law	814,115.62	804,428.60	
Bureau of Traffic Safety	358,771.12	369,623.39	
Division of State Police	6,599,673.78	6,630,460.15	
Tenement House Supervision	143,908.76	152,158.19	
Hotel Fire Safety Supervision	1,332.09	1,456.18	
Division of Alcoholic Beverage Control	961,799.49	993,342.95	
Division of Motor Vehicles	7,136,385.24	7,371,183.51	
Security Responsibility Bureau	445,873.76	446,159.84	
Unsatisfied Claim and Judgment Administration	49,754.32	55,969.34	
Division of Weights and Measures	171,506.95	182,118.47	
Professional Examining Boards:			
State Board of Accountants	20,451.21	24,217.55	
State Board of Architects	26,389.29	28,710.95	
State Board of Dentistry	36,786.61	36,225.59	
State Board of Mortuary Science	31,015.25	32,434.32	
State Board of Professional Engineers and Land Surveyors	35,260.56	39,557.14	
State Board of Medical Examiners	49,864.55	46,735.25	
State Board of Nursing	99,275.70	95,884.71	
State Board of Optometrists	17,891.60	20,511.48	
State Board of Pharmacy	57,796.15	60,099.10	
State Board of Veterinary Medical Examiners	759.55	2,049.55	
State Board of Shorthand Reporting	187.79	328.79	
State Board of Ophthalmic Examiners	9,184.55	9,742.69	
TOTAL PROFESSIONAL EXAMINING BOARDS	\$384,862.81	\$396,497.12	
TOTAL DEPARTMENT OF LAW AND PUBLIC SAFETY	\$17,216,942.13	\$17,552,065.62	

New Jersey

Analysis of Accrued Expenditures—General Treasury Fund—Fiscal
June 30, 1956

Net Accrued Expenditures	Salaries and Wages	Materials and Supplies	Services Other Than Personal	Additions and Improvements	Subventions and Direct State Aid	Extraordinary Expenses
\$951,476.75	\$481,683.41	\$121,000.00	\$348,793.34	\$.....	\$.....
97,080.16	87,250.52	4,370.24	5,275.53	183.87
20,937.13	14,818.08	313.01	882.15	4,923.89
34,240.00	33,250.00	240.00	750.00
10,000.00	9,475.00	525.00
7,322.16	7,322.16
7,500.00	7,500.00
11,150.00	7,945.00	3,205.00
204.20	200.00	4.20
85,000.00	60,000.00	25,000.00
1,140.00	1,018.00	122.00
2,703.60	2,703.60
8,513.66	3,706.93	4,806.73
13,007.13	2,624.48	10,382.65
503.50	500.00	3.50
3,249.92	3,230.37	19.55
8,404.65	7,402.81	1,001.84
1,290.89	209.25	1,081.64
.....
561.27	561.27
49,956.12	20,000.00	29,956.12
10,000.00	10,000.00
2,500.00	2,500.00
295,763.15	257,735.65	1,986.33	21,298.69	850.44	13,892.04
<u>\$1,622,504.29</u>	<u>\$998,371.66</u>	<u>\$135,409.58</u>	<u>\$468,872.81</u>	<u>\$5,958.20</u>	<u>.....</u>	<u>\$13,892.04</u>
<u>\$160,211.69</u>	<u>\$102,387.14</u>	<u>\$9,311.68</u>	<u>\$34,441.92</u>	<u>\$855.50</u>	<u>.....</u>	<u>\$13,215.45</u>
\$148,667.88	\$131,185.57	\$4,176.62	\$12,926.74	\$378.95	\$.....	\$.....
804,428.60	712,669.48	19,625.64	47,892.58	2,050.84	22,190.06
369,623.39	266,476.07	10,689.74	77,571.82	1,639.52	13,246.24
6,630,460.15	5,101,198.83	597,709.16	591,047.58	312,160.90	28,343.68
152,158.19	115,830.00	1,025.31	30,803.66	4,499.22
1,456.18	437.80	1,018.38
993,342.95	721,248.89	19,574.81	187,215.13	65,304.12
7,371,183.51	4,808,214.10	679,865.60	864,421.84	831,803.10	186,878.87
446,159.84	353,122.82	21,098.39	58,550.43	768.84	12,619.36
55,969.34	42,756.59	596.46	9,542.75	695.29	2,378.25
182,118.47	140,876.01	8,952.28	16,990.88	81.98	9,820.00	5,397.32
24,217.55	20,400.00	317.82	3,383.12	116.61
28,710.95	15,437.69	2,340.04	10,348.94	253.50	330.78
36,225.59	17,234.88	1,076.30	16,472.80	1,441.61
32,434.32	24,169.27	1,644.85	6,499.20	121.00
39,557.14	19,596.54	2,616.10	16,873.46	395.00	76.04
46,735.25	33,053.72	2,553.31	11,128.22
95,884.71	61,655.00	6,919.12	24,543.72	2,766.87
20,511.48	13,653.28	542.49	6,315.71
60,099.10	42,218.65	3,400.35	13,324.05	144.04	1,012.01
2,049.55	1,832.00	106.00	111.55
328.79	185.00	143.79
9,742.69	7,451.04	104.84	1,562.97	623.84
<u>\$396,497.12</u>	<u>\$256,887.07</u>	<u>\$21,621.22</u>	<u>\$110,707.53</u>	<u>\$1,537.38</u>	<u>.....</u>	<u>\$5,743.92</u>
<u>\$17,552,065.62</u>	<u>\$12,650,465.43</u>	<u>\$1,385,373.03</u>	<u>\$2,008,689.32</u>	<u>\$1,151,116.80</u>	<u>\$9,820.00</u>	<u>\$346,601.04</u>

**EXHIBIT "F"—Schedule II—Statement of Cash Disbursements and
Year Ending June**

	Cash Disbursements	Accrued Expenditures	Transfers to Other Funds
Department of the Treasury:			
Administration Division	\$143,638.55	\$142,753.96
Division of Budget and Accounting	792,098.60	727,443.06
Division of Purchase and Property	2,024,688.50	2,040,908.78
State Purchase Fund	2,493,115.96	135,274.07
Cafeterias	120,962.41	126,531.66
Division of Taxation	22,591,332.45	18,785,816.47
Division of Local Government	229,155.77	240,104.39
Division of Tax Appeals	139,549.31	142,563.94
Division of Racing Commission	203,492.95	208,917.34
Division of Investments	126,871,193.14	104,502.11
Pensions	751,795.38	809,937.59
TOTAL DEPARTMENT OF THE TREASURY	\$156,361,023.02	\$23,464,753.37
Department of State:			
Office of the Secretary	\$153,828.43	\$156,098.48
State Athletic Commissioner	40,402.70	38,362.08
Legalized Games of Chance Commission	119,156.68	123,705.06
TOTAL DEPARTMENT OF STATE	\$313,387.81	\$318,165.62
Department of Civil Service	\$889,299.03	\$912,126.49
Department of Banking and Insurance	\$1,435,278.25	\$1,442,150.24
Division of Real Estate Commission	156,822.53	158,018.17
Department of Agriculture	\$1,406,269.66	\$1,440,072.59
Department of Defense	\$2,281,391.32	\$2,547,226.43	\$350,000.00
Department of Public Utilities	\$610,641.19	\$616,638.81
Grade Crossing Elimination Fund	73,882.90	41,332.87	\$41,332.87
Department of Health	\$3,150,676.15	\$3,505,905.28
Department of Labor and Industry:			
Division of Labor	\$1,280,577.53	\$1,282,409.20
Division of Workmen's Compensation	882,712.36	897,332.50
Division of Employment Security	9,473,255.00	9,975,895.43
Disability Insurance Service	1,231,402.99	1,224,125.43
Mediation Board	94,559.50	95,374.92
Rehabilitation Commission	716,520.00	833,773.22
TOTAL DEPARTMENT OF LABOR AND INDUSTRY ..	\$13,679,027.38	\$14,308,910.70
Department of Conservation and Economic Development:			
Administration Division	\$246,203.15	\$304,290.31	\$.....
Division of Planning and Development	5,723,217.72	5,901,649.30
Division of Water Policy	318,635.92	351,680.23
Division of Shell Fisheries	199,565.22	222,385.01
Division of Fish and Game	1,765,106.56	1,880,432.65	143,071.55
Division of Veterans' Services	418,137.54	417,231.49
Division of State Rent Control	126,702.56	125,380.29
Debt Service on Emergency Housing Bonds	3,382,450.00	242,450.00
TOTAL DEPARTMENT OF CONSERVATION AND ECONOMIC DEVELOPMENT	\$12,180,018.67	\$9,445,499.28	\$143,071.55

New Jersey

Analysis of Accrued Expenditures—General Treasury Fund—Fiscal
30, 1956—Continued

Net Accrued Expenditures	Salaries and Wages	Materials and Supplies	Services Other Than Personal	Additions and Improvements	Subventions and Direct State Aid	Extraordinary
\$142,753.96	\$128,270.28	\$1,749.95	\$6,635.09	\$147.67	\$.....	\$5,950.97
727,443.06	606,069.84	30,041.47	51,984.39	3,060.91	36,286.45
2,040,908.78	1,573,878.29	190,316.47	189,945.05	11,357.33	75,411.64
135,274.07	135,274.07
126,531.66	50,980.01	68,154.57	5,839.10	39.47	1,518.51
18,785,816.47	2,245,548.53	85,616.05	90,334.00	16,224,003.01	140,314.88
240,104.39	171,533.09	13,345.57	46,115.67	745.31	8,364.75
142,563.94	129,754.34	1,691.18	4,201.67	6,916.75
208,917.34	181,679.00	4,061.51	22,832.12	344.71
104,502.11	88,920.85	2,668.53	8,861.46	1,202.03	2,849.24
809,937.59	619,863.84	27,526.21	116,501.45	28,137.03	17,909.06
<u>\$23,464,753.37</u>	<u>\$5,796,498.07</u>	<u>\$560,445.58</u>	<u>\$543,250.00</u>	<u>\$44,689.75</u>	<u>\$16,224,003.01</u>	<u>\$295,866.96</u>
\$156,098.48	\$109,146.39	\$11,350.32	\$27,855.49	\$980.48	\$6,765.80
38,362.08	27,234.84	392.83	6,635.31	4,099.10
123,705.06	90,438.04	6,095.32	23,812.83	3,358.87
<u>\$318,165.62</u>	<u>\$226,819.27</u>	<u>\$17,838.47</u>	<u>\$58,303.63</u>	<u>\$4,339.35</u>	<u>.....</u>	<u>\$10,864.90</u>
<u>\$912,126.49</u>	<u>\$753,596.90</u>	<u>\$28,240.47</u>	<u>\$86,257.12</u>	<u>\$4,006.82</u>	<u>.....</u>	<u>\$40,025.18</u>
\$1,442,150.24	\$1,176,016.57	\$23,630.85	\$168,717.32	\$1,125.96	\$72,659.54
158,018.17	113,435.01	10,053.07	31,208.07	3,322.02
<u>\$1,440,072.59</u>	<u>\$959,067.36</u>	<u>\$71,165.39</u>	<u>\$360,324.82</u>	<u>\$5,369.25</u>	<u>.....</u>	<u>\$44,145.77</u>
<u>\$2,197,226.43</u>	<u>\$1,126,320.53</u>	<u>\$359,883.73</u>	<u>\$423,156.28</u>	<u>\$159,221.15</u>	<u>.....</u>	<u>\$128,644.74</u>
\$616,638.81	\$501,975.87	\$11,122.68	\$75,598.54	\$252.16	\$27,689.56
.....
<u>\$3,505,905.28</u>	<u>\$2,198,565.68</u>	<u>\$348,248.30</u>	<u>\$363,951.50</u>	<u>\$55,143.93</u>	<u>\$389,057.20</u>	<u>\$150,938.67</u>
\$1,282,409.20	\$895,017.43	\$31,500.45	\$300,675.14	\$1,652.00	\$.....	\$53,564.18
897,332.50	580,429.51	13,178.20	269,722.76	3,398.94	30,603.09
9,975,895.43	7,611,102.41	2,364,793.02
1,224,125.43	988,004.55	21,578.89	148,661.11	44.58	65,836.30
95,374.92	66,092.49	409.07	25,503.79	425.00	2,944.57
833,773.22	267,280.92	20,148.32	64,462.77	8,353.73	460,814.73	12,712.75
<u>\$14,308,910.70</u>	<u>\$10,407,927.31</u>	<u>\$86,814.93</u>	<u>\$3,173,818.59</u>	<u>\$13,874.25</u>	<u>\$460,814.73</u>	<u>\$165,660.89</u>
\$304,290.31	\$178,593.76	\$5,683.21	\$99,117.07	\$757.09	\$.....	\$20,139.18
5,901,649.30	1,592,084.63	155,572.23	922,178.69	1,771,284.89	1,375,517.41	85,011.45
351,680.23	214,100.01	6,017.57	31,862.58	90,456.97	9,243.10
222,385.01	138,744.68	12,783.69	37,165.66	26,016.95	7,674.03
1,737,361.10	703,376.00	438,861.41	201,897.12	355,553.90	37,672.67
417,231.49	242,355.70	5,583.91	22,467.88	229.55	135,137.27	11,457.18
125,380.29	114,079.68	3,663.89	7,017.06	566.36	53.30
242,450.00	242,450.00
<u>\$9,302,427.73</u>	<u>\$3,183,334.46</u>	<u>\$628,165.91</u>	<u>\$1,564,156.06</u>	<u>\$2,244,865.71</u>	<u>\$1,510,654.68</u>	<u>\$171,250.91</u>

**EXHIBIT "F"—Schedule II—Statement of Cash Disbursements and
Year Ending June**

	Cash Disbursements	Accrued Expenditures	Transfers to Other Funds
Department of Education:			
Administration and General	\$3,004,035.23	\$3,625,414.02	
Division of State Library, Archives and History	291,903.52	282,335.56	
Division of State Museum	95,254.81	96,013.30	
Division Against Discrimination	110,950.87	112,005.30	
State Teachers Colleges	4,594,919.19	4,659,376.30	
School for the Deaf	776,559.79	855,205.96	
Manual Training School	26,447.01	26,311.01	
School for Conservation	31,723.20	43,470.68	
State University	11,808,593.37	14,391,110.64	
Newark Technical School and College of Engineering	1,166,974.00	1,166,974.00	
Teachers' Pension and Annuity Fund		15,296,741.00	
Debt Service on State Teachers College Construction Bonds	1,288,437.50	238,437.50	
Aid to School Districts	63,159,811.47	63,169,476.90	
TOTAL DEPARTMENT OF EDUCATION	\$86,355,609.96	\$103,962,872.17	
State Highway Department:			
General	\$13,765,696.53	\$14,934,498.21	\$
Road Construction	14,135,705.15	44,699,757.45	70,000.00
Flood Damage	710,625.51	1,266,755.09	
Aid to Counties and Municipalities	7,613,755.92	17,886,717.68	
Debt Service on Highway Improvement Bonds	2,736,875.00	1,116,875.00	
TOTAL STATE HIGHWAY DEPARTMENT	\$38,962,658.11	\$79,904,603.43	\$70,000.00
Department of Institutions and Agencies			
General	\$4,597,801.54	\$2,575,139.48	\$62,143.30
Highfields Treatment Center	36,445.85	37,487.88	
State Colony—New Lisbon	1,119,947.78	1,159,088.07	
State Colony—Woodbine	1,357,692.52	1,392,499.23	
Soldiers' Home—Menlo Park	145,207.00	149,276.33	
Soldiers' Home—Vineland	269,927.81	330,677.05	
North Jersey Training School	1,217,178.20	1,327,146.92	
Reformatory—Annandale	938,650.44	941,720.33	
Reformatory—Bordentown	1,103,027.18	1,145,877.77	
Reformatory—Clinton	741,494.83	779,713.91	
Sanatorium for Chest Diseases	1,178,043.06	1,191,029.61	
Home for Boys	932,120.89	959,750.05	
Home for Girls	600,959.48	612,931.83	
Hospital—Greystone Park	7,410,370.78	7,470,120.60	
Hospital—Marlboro	4,373,209.28	4,509,470.91	
Hospital—Trenton	5,785,236.99	5,875,947.53	
State Prison	1,702,260.67	1,772,301.29	
State Prison Farm—Rahway	1,256,417.82	1,267,591.16	
State Prison Farm—Leesburg	360,195.16	344,482.02	
Neuropsychiatric Institute	3,101,652.79	3,186,780.14	
Vineland State School	1,773,366.56	1,872,717.87	
Brisbane Child Treatment Center	224,851.93	229,672.99	
Diagnostic Center	465,793.20	479,806.12	
Hospital—Ancora	2,778,764.25	2,749,048.90	
E. R. Johnstone Training and Research Center	252,017.61	2,151,107.35	
Purchase of Care and Maintenance—Feeble-Minded	259,440.14	279,584.11	
Commission for the Blind	1,007,640.54	1,130,887.87	150,807.18
Board of Child Welfare	2,110,148.99	2,148,095.58	
County Mental Hospitals	2,497,225.79	3,536,896.24	
County Tuberculosis Hospitals	415,163.74	432,745.16	
Old Age Assistance	14,653,172.61	14,613,889.86	69,285.94
Aid for Dependent Children	7,825,998.94	7,800,798.94	403,072.41
Municipal Aid	1,815,836.88	3,302,474.50	
Aid to Permanently and Totally Disabled	2,510,499.29	2,510,499.29	28,015.90
Debt Service on Institution Construction Bonds	4,773,865.00	863,865.00	
TOTAL DEPARTMENT OF INSTITUTIONS AND AGENCIES	\$81,591,625.54	\$81,131,121.89	\$713,324.73

New Jersey

Analysis of Accrued Expenditures—General Treasury Fund—Fiscal
30, 1956—Continued

Net Accrued Expenditures	Salaries and Wages	Materials and Supplies	Services Other Than Personal	Additions and Improvements	Subventions and Direct State Aid	Extraordinary Expenses
\$3,625,414.02	\$646,471.07	\$48,175.42	\$101,648.03	\$8,715.96	\$2,795,096.11	\$25,307.43
282,335.56	176,780.12	56,810.50	37,711.07	3,805.76	7,228.11
96,013.30	74,161.69	5,061.96	9,066.37	1,566.03	6,157.25
112,005.30	84,258.94	5,602.02	16,948.13	1,969.37	3,226.84
4,659,376.30	3,484,407.73	787,241.12	310,315.93	21,594.22	55,817.30
855,205.96	614,275.19	121,165.74	30,951.66	70,269.94	18,543.43
26,311.01	15,066.64	1,758.34	758.75	8,727.28
43,470.68	23,999.24	17,293.19	1,956.56	221.69
14,391,110.64	10,474,170.63	1,796,148.62	2,120,791.39
1,166,974.00	666,974.00	500,000.00
15,296,741.00	15,296,741.00
238,437.50	238,437.50
63,169,476.90	63,169,476.90
<u>\$103,962,872.17</u>	<u>\$5,119,420.62</u>	<u>\$1,043,108.29</u>	<u>\$11,888,938.63</u>	<u>\$2,404,291.59</u>	<u>\$83,382,105.40</u>	<u>\$125,007.64</u>
\$14,934,498.21	\$9,213,954.02	\$3,762,151.80	\$1,057,521.22	\$326,699.28	\$.....	\$585,056.65
44,629,757.45	4,897,240.95	64,277.77	224,828.28	39,260,246.85	183,163.60
1,266,755.09	1,266,755.09
17,886,717.68	550,544.21	4,729.68	86,004.75	548.47	17,205,212.97	39,677.60
1,116,875.00	1,116,875.00
<u>\$79,834,603.43</u>	<u>\$14,650,854.42</u>	<u>\$3,831,159.25</u>	<u>\$2,485,229.25</u>	<u>\$40,854,249.69</u>	<u>\$17,205,212.97</u>	<u>\$807,897.85</u>
\$2,512,996.18	\$1,595,989.83	\$95,323.24	\$200,065.71	\$531,833.18	\$.....	\$89,784.22
37,487.88	22,537.88	10,044.21	2,024.27	2,618.30	263.22
1,159,088.07	727,772.14	287,660.02	45,885.93	46,954.00	50,815.98
1,392,499.23	971,445.32	332,915.97	27,692.81	11,899.60	48,545.53
149,276.33	104,563.13	36,246.02	3,046.33	1,709.00	3,711.85
330,677.05	180,259.08	78,874.18	17,220.39	41,400.00	12,923.40
1,327,146.92	837,198.26	351,196.09	43,581.70	49,747.02	45,423.85
941,720.33	647,928.73	197,017.62	32,562.41	26,332.58	37,878.99
1,145,877.77	791,276.69	239,655.03	33,176.08	51,506.18	30,263.79
779,713.91	490,697.37	162,472.20	27,288.42	67,168.02	32,087.90
1,191,029.61	868,342.83	202,854.97	26,109.69	46,413.32	47,308.80
959,750.05	673,025.38	192,465.73	31,318.41	20,753.14	42,187.39
612,931.83	471,779.62	72,792.61	16,330.79	20,842.70	31,286.11
7,470,120.60	4,939,392.83	1,996,185.68	226,039.02	137,869.98	170,633.09
4,509,470.91	3,138,294.97	881,368.33	140,133.92	189,749.69	159,924.00
5,875,947.53	4,212,244.88	1,182,760.32	239,509.32	122,701.49	118,731.52
1,772,301.29	1,156,106.77	414,936.25	112,983.16	18,124.14	70,150.97
1,267,591.16	802,998.47	344,694.59	37,357.30	22,602.22	59,938.58
344,482.02	198,944.57	86,440.97	21,666.22	16,490.95	20,939.31
3,186,780.14	2,233,321.71	520,628.95	116,065.07	208,947.07	107,817.34
1,872,717.87	1,141,033.15	530,401.97	69,953.86	64,581.36	66,747.53
229,672.99	167,118.53	37,344.06	7,608.58	6,852.07	10,749.75
479,806.12	382,439.22	50,622.30	24,477.03	13,653.39	8,614.18
2,749,048.90	1,891,891.88	711,051.42	99,010.27	47,025.55	69.78
2,151,107.35	66,136.04	64,393.62	14,027.07	2,006,550.62
279,584.11	279,584.11
980,080.69	249,126.96	14,136.40	82,592.78	3,758.53	615,688.86	14,777.16
2,148,095.58	1,364,421.90	489,481.87	189,967.39	9,299.52	8,398.39	86,526.51
3,536,896.24	3,536,896.24
432,745.16	432,745.16
14,544,603.92	14,544,603.92
7,397,726.53	7,397,726.53
3,302,474.50	3,302,474.50
2,482,483.39	2,482,483.39
863,865.00	863,865.00
<u>\$80,417,797.16</u>	<u>\$30,326,288.14</u>	<u>\$9,583,964.62</u>	<u>\$3,031,043.04</u>	<u>\$3,787,383.62</u>	<u>\$32,321,016.99</u>	<u>\$1,368,100.75</u>

**EXHIBIT "F"—Schedule II—Statement of Cash Disbursements and
Year Ending June**

	Cash Disbursements	Accrued Expenditures	Transfers to Other Funds
Flood Relief Fund (Private Sources)	\$1,282.83	\$1,282.83	
Special Accounts:			
Telephone and Telegraph	\$456,211.21	\$	
Rents	1,389,851.66	†*\$2,525.92	
Insurance	362,973.56	†*\$2,525.92	
Postage	682,504.67		
TOTAL SPECIAL ACCOUNTS	\$2,891,541.10	†*\$2,525.92	
Pensions and Contributions to Pension Funds:			
Heath Act	\$78,100.45	†*\$2,071.34	
Veterans' Act	351,486.37	14,805.04	
Miscellaneous Special Acts	9,372.00	†*\$2,500.00	
Annuity for Widows of Governors	9,999.84	†*.16	
Contributions to Prison Officers' Pension Fund	†*\$9,498.00	
Contributions to Employees Retirement System	4,259,355.00	48,597.60	
Contributions to Consolidated Police and Firemen's Pension Fund ..	4,231,573.76	4,231,573.76	
TOTAL PENSIONS AND CONTRIBUTIONS TO PENSION FUNDS	\$8,939,887.42	\$4,280,906.90	
Social Security Taxes	\$1,369,683.23	\$1,850,950.94	
Unclaimed Inmates' and Patients' Fund	\$12.12		
Temporary and Interstate Commissions:			
South Jersey Port Commissions	\$33,349.62	\$34,070.97	
Palisades Interstate Park Commission	393,998.40	453,866.37	
Delaware River Joint Toll Bridge Commission	328,604.19	329,368.01	
Interstate Sanitation Commission	37,496.33	37,496.33	
Law Enforcement Council	99,428.65	113,356.34	
Federal Funds for Flood Relief	400,000.00		
TOTAL TEMPORARY AND INTERSTATE COMMISSIONS	\$1,292,877.19	\$968,158.02	
TOTAL EXECUTIVE BRANCH	\$431,317,485.08	\$347,960,447.42	\$1,317,729.15
Judicial Branch—The Judiciary	\$2,263,740.10	\$2,747,026.86	
Disbursements applicable to prior year appropriations	62,419,615.95		
TOTALS	\$497,679,079.49	\$352,329,978.57	\$1,317,729.15

* Denotes red figures.

† Refunds in excess of expenditures.

New Jersey

Analysis of Accrued Expenditures—General Treasury Fund—Fiscal
30, 1956—Continued

Net Accrued Expenditures	Salaries and Wages	Materials and Supplies	Services Other Than Personal	Additions and Improvements	Subventions and Direct State Aid	Extraordinary Expenses
\$1,282.83	\$1,282.83
\$.....	\$.....
*52,525.92	*52,525.92
.....
*\$52,525.92	*\$52,525.92
.....
*\$2,071.34	\$.....	*\$2,071.34
14,805.04	14,805.04
*2,500.00	*2,500.00
*.1616
*9,498.00	*9,498.00
48,597.60	48,597.60
4,231,573.76	4,231,573.76
.....
\$4,280,906.90	\$4,231,573.76	\$49,333.14
.....
\$1,850,950.94	\$1,850,950.94
.....
.....
\$34,070.97	\$30,065.00	\$1,055.33	\$2,246.97	\$.....	\$703.67
453,866.37	254,560.71	19,443.72	37,981.30	117,499.38	24,381.26
329,368.01	281,984.27	19,492.53	23,068.36	4,822.85
37,496.33	36,151.63	1,344.70
113,356.34	71,220.00	5,448.23	36,438.11	250.00
.....
.....
\$968,158.02	\$637,829.98	\$45,439.81	\$135,886.37	\$117,749.38	\$31,252.48
.....
\$346,642,718.27	\$89,930,802.76	\$18,043,966.06	\$26,381,727.37	\$50,848,534.91	\$155,734,258.74	\$5,703,428.43
.....
\$2,747,026.86	\$1,561,543.99	\$77,878.22	\$821,128.83	\$11,180.00	\$275,295.82
.....
.....
\$351,012,249.42	\$92,490,718.41	\$18,257,253.86	\$27,671,729.01	\$50,865,673.11	\$155,734,258.74	\$5,992,616.29

EXHIBIT "F"—Schedule III—Statement of Gross Receipts and Analysis of

	Cash Receipts	Accrued Revenues
Old Bond and Interest Trust Fund	\$194,451.45	\$880.19
Unemployment Compensation Auxiliary Fund	3,565,324.09	669,608.59
Unemployment Compensation Tax Fund	177,219,113.68	92,471,704.29
Temporary Disability Benefits Fund	26,536,134.05	13,432,324.69
School Fund	1,415,326.73	634,463.76
1837 Surplus Revenue Fund	71,704.39	19,154.61
Veterans' Guaranteed Loan Fund	2,771,950.77	279,490.26
Emergency Housing Contingency Reserve Fund	462,741.09	17,251.28
Institution Construction Bond Fund	3,034,476.77	26,619.34
State 1952 Institutions Construction Fund	19,550,981.67	312,339.16
State Teachers College Construction Fund	10,515,561.54	139,860.36
Grade Crossing Elimination Fund	4,168,849.35	139,555.86
Unclaimed Bank Deposits Escheat Fund	289,672.71	189,202.35
Unclaimed Life Insurance Escheat Fund	11,315.14	11,315.14
Unclaimed Personal Property Trust Fund	340,269.95	340,259.14
Motor Vehicle Liability Security Fund	2,363,201.31	1,133,785.96
Stock Workmen's Compensation Security Fund	264,671.93	54,599.70
Mutual Workmen's Compensation Security Fund	118,906.25	18,550.12
Unsatisfied Claim and Judgment Fund	4,702,490.25	581,951.18
Special Railroad Deposits	48,817.50	115.23
Armory Construction Fund	353,214.56	350,413.88
Old Outstanding Checks Account	47,019.59
State Society for the Battleship New Jersey	225.00	219.05
Withholding Tax Fund	10,432,909.65
Employees' Savings Bond Fund	1,011,409.25
Employees' Hospitalization Deductions Fund	972,360.14
Employees' Miscellaneous Deductions Fund	48,924.27
Employees' Pension and Social Security Deductions Fund	4,080,633.02
TOTAL DEDICATED AND TRUST FUNDS	\$274,592,656.10	\$110,823,664.14
PENSION FUNDS		
State Police Retirement Fund	\$870,536.37	\$812,660.74
Alcoholic Beverage Enforcement Pension Fund	81,524.79	(†)
Consolidated Police and Firemen's Pension Fund	18,334,155.51	(†)
Police and Firemen's Retirement Fund	7,020,146.24	(†)
Prison Officers' Pension Fund	354,661.34	(†)
Teachers' Pension and Annuity Fund	57,744,773.70	(†)
Public Employees' Retirement Fund	19,422,307.76	(†)
Social Security Agency Fund	18,068,700.27	(†)
Social Security Agency Administration Fund	277,863.00	(†)
TOTAL PENSION FUNDS	\$122,174,668.98	\$812,660.74
TOTAL OF ALL FUNDS	\$396,767,325.08	\$111,636,324.88

† Accounting not under control of State Accounting Bureau, therefore information not on our records.

EXHIBIT "F"—Schedule IV—Statement of Cash Disbursements and Analysis of

	Cash Disbursements	Accrued Expenditures	Transfers to Other Funds
Old Bond and Interest Trust Fund	\$196,576.03	\$.....	\$.....
Unemployment Compensation Auxiliary Fund	3,469,592.56	51.10
Unemployment Compensation Tax Fund	176,629,436.54	96,664,006.94
Temporary Disability Benefits Fund	26,230,882.34	11,861,044.80	1,342,829.44
School Fund	1,430,803.91	558,558.00	558,558.00
1837 Surplus Revenue Fund	81,594.37	19,154.61	19,154.61
Veterans' Guaranteed Loan Fund	2,724,985.01	3,165,485.08	3,074,828.18
Emergency Housing Contingency Reserve Fund	473,172.57	267,780.12
Institution Construction Bond Fund	2,839,238.43	1,162.03	1,162.03
State 1952 Institution Construction Fund	19,643,165.93	5,199,562.35	112,122.38
State Teachers College Construction Fund	10,718,064.09	5,560,802.32
Grade Crossing Elimination Fund	4,103,997.47	750,088.21
Armory Construction Fund	252,837.14
Unclaimed Bank Deposits Escheat Fund	291,332.84	156,191.00	147,108.91
Unclaimed Life Insurance Escheat Fund	8,788.72	8,788.72	8,543.61
Unclaimed Personal Property Trust Fund	69,610.24	69,599.43
Motor Vehicle Liability Security Fund	2,361,027.63
Stock Workmen's Compensation Security Fund	262,659.91
Mutual Workmen's Compensation Security Fund	113,794.51
Unsatisfied Claim and Judgment Fund	4,284,198.73	55,969.34	55,969.34
Special Railroad Deposits	140,628.87
Old Outstanding Checks Account	30,666.49
State Society of the Battleship New Jersey
Withholding Tax Fund	10,409,138.59
Employees' Savings Bond Fund	998,551.87
Employees' Hospitalization Fund	967,140.92
Employees' Miscellaneous Deductions Fund	46,112.00
Employees' Pension and Social Security Deductions Fund	3,969,965.80
TOTAL DEDICATED AND TRUST FUNDS	\$272,747,963.51	\$124,338,244.05	\$5,320,276.50
PENSION FUNDS			
State Police Retirement Fund	\$993,912.32	\$323,644.97
Alcoholic Beverage Enforcement Pension Fund	125,775.57	(†)
Consolidated Police and Firemen's Pension Fund	19,599,580.03	(†)
Police and Firemen's Retirement Fund	6,683,353.09	(†)
Prison Officers' Pension Fund	350,790.36	(†)
Teachers' Pension and Annuity Fund	55,659,842.55	(†)
Public Employees' Retirement Fund	22,961,038.02	(†)
Social Security Agency Fund	18,067,591.44	(†)
Social Security Agency Administration Fund	276,622.17	(†)
TOTAL PENSION FUNDS	\$124,718,505.55	\$323,644.97
TOTAL OF ALL FUNDS	\$397,466,469.06	\$124,661,889.02	\$5,320,276.50

† Accounting not under control of State Accounting Bureau, therefore information not on our records.



