



WORK FIRST NJ

Quarterly Progress Update September 2007

**NEW JERSEY DEPARTMENT OF
HUMAN SERVICES**

Division of Family Development

**Jeanette Page-Hawkins
Director**



***Jon S. Corzine
Governor***

***Jennifer Velez
Commissioner***



Work First New Jersey (WFNJ) Quarterly Progress Update

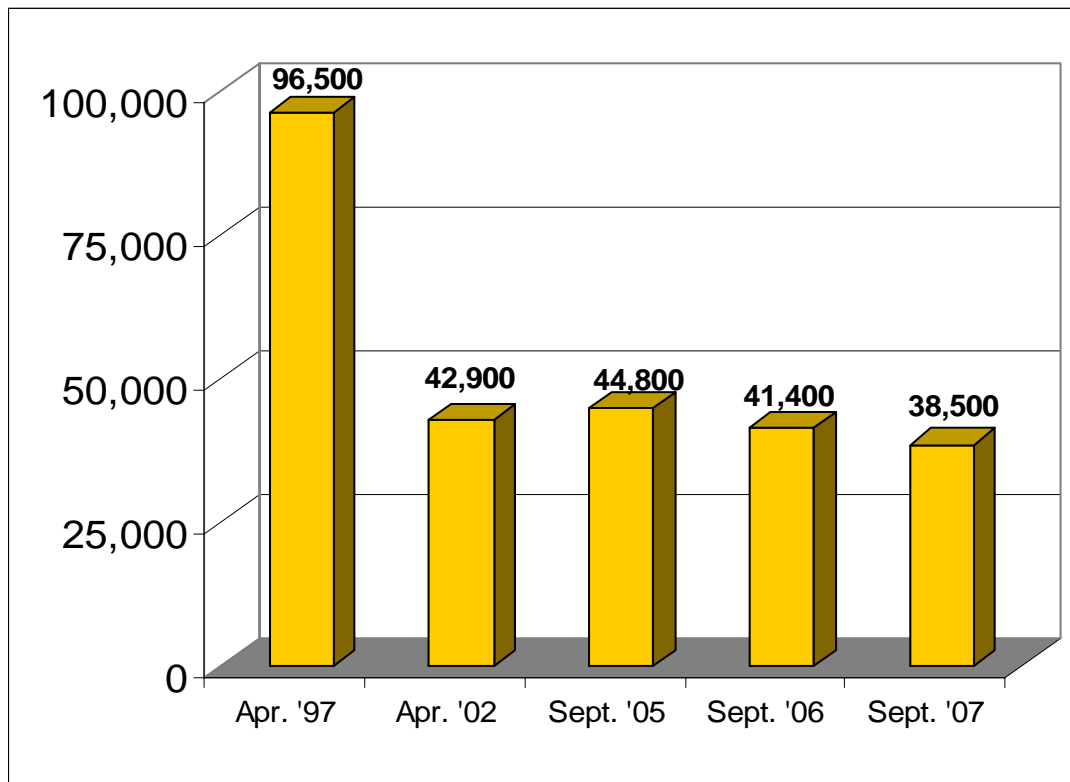
Quarter Ending September 2007

1. Work First NJ Caseload

•Temporary Assistance for Needy Families (TANF)

The number of families receiving WFNJ/TANF totaled approximately 38,500 as of September 2007.

WFNJ TANF Caseload



•Client Deferrals and Exemptions

A total of about 19,500 TANF cases were exempt or deferred from participating in a work activity:

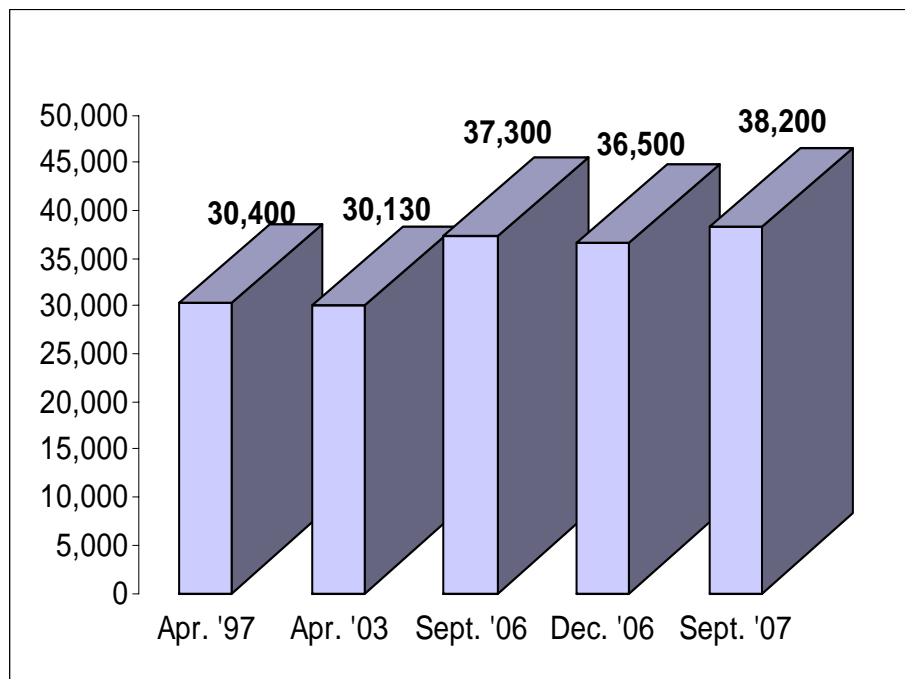
- ⇒ About 5,100 TANF cases were granted a temporary deferral from the requirement to participate in a work activity.
- ⇒ About 10,600 cases had no work requirement because they were designated as “child-only” cases.
- ⇒ An additional 3,800 cases were exempt (permanently disabled or over the age of 60) from participating in a work activity.

Therefore, of the total TANF caseload of 38,500, about 19,000 cases (49 percent) were those with adults in the household who must comply with WFNJ work requirements.

•General Assistance (GA)

As of September 2007, there were approximately 38,200 General Assistance (GA) cases in New Jersey.

WFNJ GA Caseload



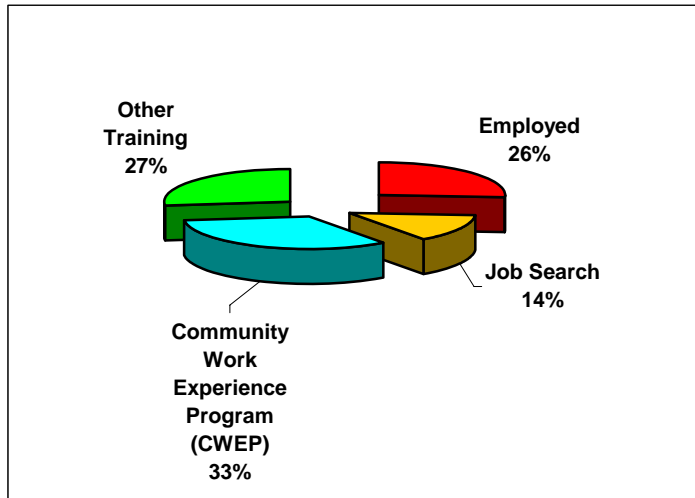
•Teenaged Welfare Recipients

About 1,500 (3.8%) of the TANF population in September 2007 were teenaged recipients, aged 18 and 19, who were heads of their households.

2. Employment & Work Preparation

•Participation of WFNJ TANF Clients in Employment-Directed Activities

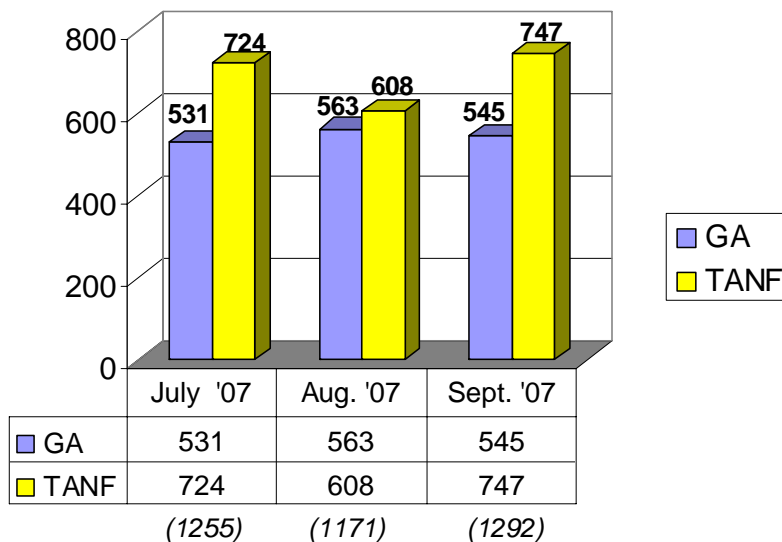
As of September 2007, TANF clients were engaged in more than 17,100 work activities. About 4,500 (26 percent) of these individuals had begun working but were still receiving a partial cash assistance payment, due to lower levels of income.



Employed	4,470
Job Search	2,373
Community Work Experience Program (CWEP)	5,687
Other Training	4,605
-Alternative Work Experience (AWEP)	
-Occupational Training	
-Education	
-On the Job Training (OJT)	
Total	17,135

•Cases Closed Due to Employment

During the quarter, a combined average of about 1,200 WFNJ TANF and GA clients left welfare for employment each month.



•Major Reasons for TANF Case Closings

July to September 2007

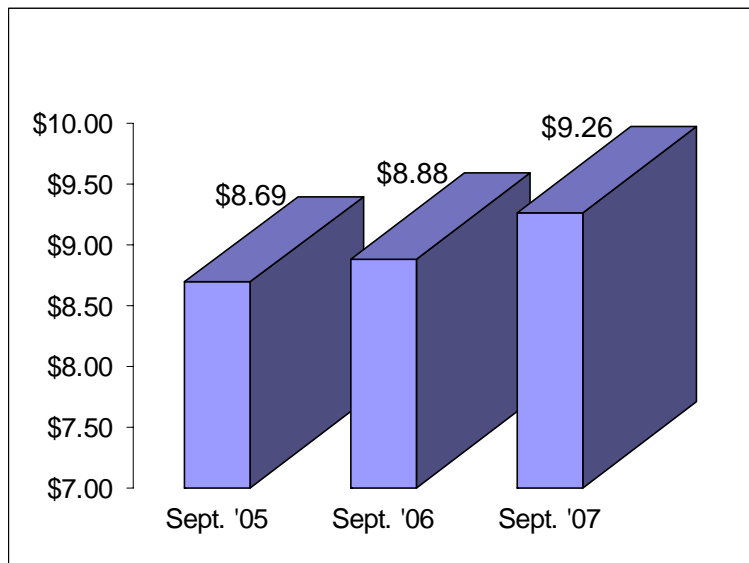
	July	August	Sept.	Total
Due to Employment	724	608	747	2,079
No Eligible Children	350	259	253	862
No Redetermination	422	326	428	1,176
Moved Out of State	102	121	144	367
All Other Closed (see details below)	1,583	1,393	1,615	4,591
<i>Unemployment Ins. Benefits</i>	(88)	80	136	(304)
<i>Recipient Withdrawal</i>	(194)	159	218	(571)
<i>Recipient Initiative</i>	(71)	67	69	(207)
<i>Moved to Another County</i>	(49)	54	77	(180)
<i>Unable to Verify Residence</i>	(76)	70	99	(245)
<i>Other Closed Cases</i>	(1,105)	963	1,016	(3,084)
Total Closed Cases	3,181	2,707	3,187	9,075

Nearly 23 percent of all TANF cases closed during the quarter were closed due to employment.

•Earnings of Former TANF Recipients

During the third quarter of 2007, former WFNJ TANF recipients who recently began working earned an average of \$9.26 per hour, an increase of 38 cents per hour over the average wage for the same quarter in 2006.

Average Hourly Wages of Former TANF Recipients



•Statewide Job Openings

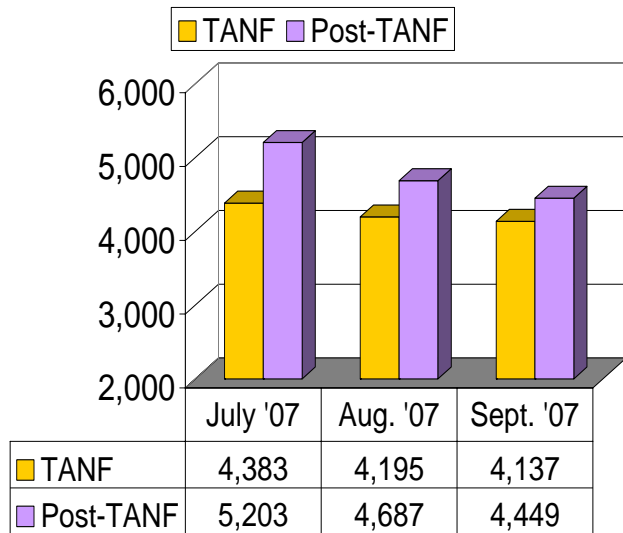
According to the NJ Department of Labor and Workforce Development, there were nearly 111,000 job openings statewide during the period of September 30, 2006 through September 30, 2007. The majority of positions available were in the Administration and Support, Waste Management and Remediation category, followed by the Retail Trade and Public Administration fields.

LWD statewide job openings	
Occupation	Openings
Admin. & Support, Waste Mgt. & Remediation	20,263
Retail Trade	12,569
Public Administration	12,307
Professional, Scientific & Technical Services	11,950
Transportation & Warehousing	10,456
Manufacturing	8,826
Health Care & Social Assistance	7,781
Accommodation & Food Services	7,348
Information	4,195
Other Services	3,387
Construction	2,407
Wholesale Trade	2,359
Arts, Entertainment & Recreation	2,225
Finance & Insurance	1,978
Agriculture, Forestry, Fishing, Hunting	889
Educational Services	850
Real Estate & Rental & Leasing	584
Utilities	191
Management of Companies & Enterprises	65
Mining	51
Total	110,681

3. Child Care

As of September 2007, about 4,100 WFNJ TANF clients were receiving child care benefits. Post-TANF child care benefits were issued to about 4,500 families who had become employed and were no longer receiving cash assistance.

**WFNJ TANF Cases Receiving
Child Care Benefits, Sept. 2007**



4. WFNJ Program Expenditures

The attached Appendix provides a summary of WFNJ program expenditures for the quarter.

**NOTE: ALL CHARTS AND GRAPHS HAVE BEEN DEVELOPED BY
THE DIVISION OF FAMILY DEVELOPMENT.**

**FOR FURTHER INFORMATION REGARDING CHARTS AND GRAPHS
OR PROGRAM EXPENDITURES, PLEASE CONTACT
JEANETTE PAGE-HAWKINS, DIRECTOR, AT 609-588-2401.**

**THE DIVISION OF FAMILY DEVELOPMENT
WORK FIRST NEW JERSEY (WFNJ) EXPENDITURES**
Quarter Ending September 30, 2007

	Actual Sep 30, 2006	Actual Dec 31, 2006	Actual Mar 31, 2007	Actual June 30, 2007	Estimated Sept 30, 2007	TOTAL COSTS CY 2006 1/06 - 12/06	TOTAL COSTS SFY 2007 7/06 - 6/07	TOTAL COSTS CY 2007 1/07 - 12/07	TOTAL COSTS SFY 2008 7/07 - 6/08
(A) CASE MANAGEMENT									
TANF	\$7,247,167	\$8,915,329	\$7,800,650	\$8,399,185	\$8,090,583	\$31,302,349	\$32,362,332	\$24,290,419	\$8,090,583
Food Stamps/Able Bodied Adults W/O Dependents	\$2,778,968	\$3,418,354	\$2,954,945	\$2,971,861	\$3,031,032	\$11,509,321	\$12,124,128	\$8,957,839	\$3,031,032
GA	\$2,108,446	\$2,707,420	\$2,286,339	\$2,213,194	\$2,328,850	\$8,921,596	\$9,315,399	\$6,828,383	\$2,328,850
(B) SUPPLEMENTAL SERVICES									
Special Initiatives I and II	\$1,908,110	\$1,545,689	\$1,663,863	\$1,422,343	\$1,635,001	\$7,848,382	\$6,540,005	\$4,721,207	\$1,635,001
(C) CHILD CARE	\$24,320,976	\$23,132,952	\$22,911,571	\$22,871,688	\$23,309,296	\$94,733,373	\$93,237,185	\$69,092,554	\$23,309,296
(D) TRAINING RELATED EXPENSE, PARTICIPANT ALLOWANCE AND TRANSPORTATION BLOCK GRANT									
TANF	\$1,596,577	\$3,010,301	\$2,403,613	\$2,013,737	\$2,256,057	\$9,172,443	\$9,024,228	\$6,673,408	\$2,256,057
Food Stamps	\$607,835	\$533,439	\$583,974	\$672,230	\$599,369	\$2,472,772	\$2,397,478	\$1,855,574	\$599,369
GA	\$395,781	\$373,046	\$356,676	\$377,200	\$375,676	\$1,485,190	\$1,502,703	\$1,109,552	\$375,676
(E) DEPARTMENT OF LABOR AND WORK FORCE DEVELOPMENT - EMPLOYMENT AND TRAINING									
TANF	\$9,990,339	\$10,518,399	\$13,609,065	\$17,037,153	\$12,788,739	\$42,902,340	\$51,154,956	\$43,434,957	\$12,788,739
Food Stamps/Able Bodied Adults W/O Dependents	\$2,060,731	\$2,193,285	\$2,962,364	\$2,656,908	\$2,468,322	\$9,946,162	\$9,873,289	\$8,087,594	\$2,468,322
GA	\$1,459,994	\$1,553,906	\$2,098,785	\$1,882,375	\$1,748,765	\$7,168,784	\$6,995,059	\$5,729,925	\$1,748,765
(F) OMEGA SYSTEM	\$402,393	\$410,778	\$410,778	\$410,778	\$408,682	\$1,749,716	\$1,634,727	\$1,230,237	\$408,682
TOTAL EXPENDITURES	\$54,877,317	\$58,312,897	\$60,042,624	\$62,928,652	\$59,040,372	\$229,212,428	\$236,161,490	\$182,011,648	\$59,040,372

FOOTNOTES:

ACTUAL expenditures are subject to subsequent adjustment and reconciliation to be reflected on future reports.

ACTUAL expenditures for OMEGA SYSTEM have been revised to reflect actual expenditures for Q/E 09/30/06.