


**FORTY-SEVENTH ANNUAL REPORT
OF THE
DIVISION OF LOCAL GOVERNMENT SERVICES
1984**

**STATEMENTS OF FINANCIAL CONDITION
OF COUNTIES AND MUNICIPALITIES**



DECEMBER, 1985

STATE OF NEW JERSEY
Thomas H. Kean, *Governor*

DEPARTMENT OF COMMUNITY AFFAIRS
John P. Renna, *Commissioner*

\$25.00

**FORTY-SEVENTH ANNUAL REPORT
OF THE
DIVISION OF LOCAL GOVERNMENT SERVICES
1984**

**STATEMENTS OF FINANCIAL CONDITION
OF COUNTIES AND MUNICIPALITIES**



Prepared by
STATE OF NEW JERSEY
N.J. DEPARTMENT OF COMMUNITY AFFAIRS
DIVISION OF LOCAL GOVERNMENT SERVICES

STATE OF NEW JERSEY
Thomas H. Kean, *Governor*

DEPARTMENT OF COMMUNITY AFFAIRS
John P. Renna, *Commissioner*

DIVISION OF LOCAL GOVERNMENT SERVICES
Barry Skokowski, *Director*

TABLE OF CONTENTS

Letter of Transmittal	1
Foreword	2
Composition of Local Finance Board and State Officials	3
Acknowledgement	4
Statewide Totals for 1984 and Types of Local Government Units in New Jersey	5
COUNTY GOVERNMENT FISCAL DATA	6
A two page set for each county follows:	
1. County Government Fiscal Data	
2. Map of the County	
3. Summary Map of County Units	48
4. Summary of 21 County Government Data Sheets	50
MUNICIPAL FISCAL DATA SUMMARIZED BY COUNTIES	
1. Summary of 567 Municipal Government Data Sheets	51
2. Municipal Fiscal Summaries by Counties	52
MUNICIPAL FISCAL DATA	
One page per municipality, arranged alphabetically by name of municipality	73
MUNICIPALITIES OPERATING UNDER SPECIAL STATUTORY FORMS OF GOVERNMENT	640
POPULATION DATA	
Table 1: Population Classification of New Jersey Counties and Cities	641
Table 2: Local Units Ranked by Population - 1984 Estimates	642
SUMMARY OF STATEWIDE FINANCES, EXPENDITURES AND REVENUES	
Table 3: Summary of Current Finances of all Municipalities and Counties - 1980-1984	647
Table 4: Summary of Expenditures and Revenues of all County Government - 1980-1984	648
Table 5: Summary of Expenditures and Revenues of all Municipalities -1980-1984	649
DATA ON DEBT	
Table 6: Statewide Trends in Statutory Net Capital Debt	650
Table 7: Total Gross and Net Debt of Municipalities and Counties by County	651
Table 8: Authority Debt	652
DATA ON LOCAL TAXATION	
Table 9: Trends in Current and Delinquent Local Property Taxes	655
Table 10: Special District Tax Levies in 1984	656
Table 11: State Equalized Property Tax Rates - All Municipalities by County	657
DATA ON MUNICIPALLY OPERATED UTILITIES	
Table 12: Finances of Municipally Operated Utilities	665
SUPPLEMENTARY DATA	
Table 13: County Local Health Services and Vocational School Taxes	673
GENERAL REVENUE SHARING UTILIZATION BY ALL LOCAL UNITS FOR THE YEAR 1984	675
GRAPH: DEBT TRENDS OF NEW JERSEY MUNICIPALITIES AND COUNTIES	676
STATUTORY FORMS OF LOCAL UNIT GOVERNMENT	677
GLOSSARY	678



JOHN P. RENNA
COMMISSIONER

STATE OF NEW JERSEY
DEPARTMENT OF COMMUNITY AFFAIRS
363 WEST STATE STREET
CN 800
TRENTON, N.J. 08625

TO: THE HONORABLE THOMAS H. KEAN
GOVERNOR

MEMBERS - NEW JERSEY LEGISLATURE

FROM: JOHN P. RENNA, COMMISSIONER
DEPARTMENT OF COMMUNITY AFFAIRS

I am pleased to transmit the forty-seventh Annual Report of the Division of Local Government Services.

In accordance with state law, the report includes comparative financial statistics of all municipalities and counties in the state. The statistics are tabulated to highlight the cost of government, the costs of principal services, the amount of debt incurred and other pertinent data.

FORWARD

This report, the forty-seventh in a series which has been published consecutively since 1938, closely parallels all preceding annual reports.

The thirteenth year of the General Revenue Sharing Program enacted in 1972 is included in the body of the report. Revenue Sharing budgeted receipts are indicated separately as revenue realized, and expenditures from these receipts are incorporated into the regular expenditures listings.

Information pertinent to the form of government and the number of members on the governing body is exhibited on each local unit page. Definitional information relative to statutory forms of government appears towards the end of the report. Similarly, a tabulation is provided listing the different types of governmental forms by county units.

As in prior years, care has been taken to preserve the comparability of data and to present, in convenient form, current financial and other statistics of the 588 local units of New Jersey government without diminishing the value of these reports as a historical series. The availability of current statistics of local finance has been of increasingly significant value to federal, state and local government officials, research groups, students of local finance and investors in municipal and school bond markets.

The financial statistics contained in this report have been assembled from financial statements prepared by the chief financial officer of the local unit. Computer checks applied to this data and our studies conclude that these statements are adequate for reporting purposes.

In addition to the municipal and county financial data, there are a number of special tables comparing revenues and expenditures, debt trends and equalized tax rates over the current decade. Also, tables listing each unit in descending population order and another describing municipally operated utilities are provided.

A glossary providing essential information for the proper use of specific data is presented at the end of the report to assist those who may be unfamiliar with municipal finance and its terminology.

STATE OF NEW JERSEY
Thomas H. Kean, Governor

DEPARTMENT OF COMMUNITY AFFAIRS
John P. Renna, Commissioner

DIVISION OF LOCAL GOVERNMENT SERVICES
Barry Skokowski, Director
Carmine E. Capone, Deputy Director

MEMBERS OF THE LOCAL FINANCE BOARD

Barry Skokowski, Chairman
Robert Miller, Vice Chairman
Sheldon Blum
Arthur J. Gelnaw
Robert H. Grasmere
Kyle Keiderling
Susan L. Nickolopoulos
Stanley D. Iacono

Barry P. Clark, Executive Secretary

ACKNOWLEDGMENTS

The forty-seventh edition of this Annual Report was prepared by the Division's Research and Analysis Bureau. Grateful acknowledgment is extended to the following staff members: David S. Grimm, who coordinated the Report's preparation, provided overall support and supervised the data compilation; Anthony G. Celentano, who wrote and updated the computer programs that structured the data necessary for generating the municipal and county sheets; Mary Roberts; Helen C. Forchi; Anthony S. Vandenberg; and Frank Haines, III, for data compilation and verification.

Acknowledgment is also extended to those employees of the Division of Local Government Services for their cooperation in providing ready access to source documents and rendering technical assistance.

Additionally, a debt of gratitude is owed to the Division of Taxation in the Department of Treasury and to the Office of Business Economics in the Department of Labor for providing us with valuation and population data used in this Report. We are also grateful to the Department of Transportation for allowing us the use of their computers.

General Obligation Bond Ratings for New Jersey municipalities were obtained from: Standard & Poor's Bond Guide, August 1985, Standard & Poor's Corp. N.Y., N.Y., and Moody's Bond Record, August 1985, Moody's Investors Service, N.Y., N.Y..

STATEWIDE TOTALS FOR 1984

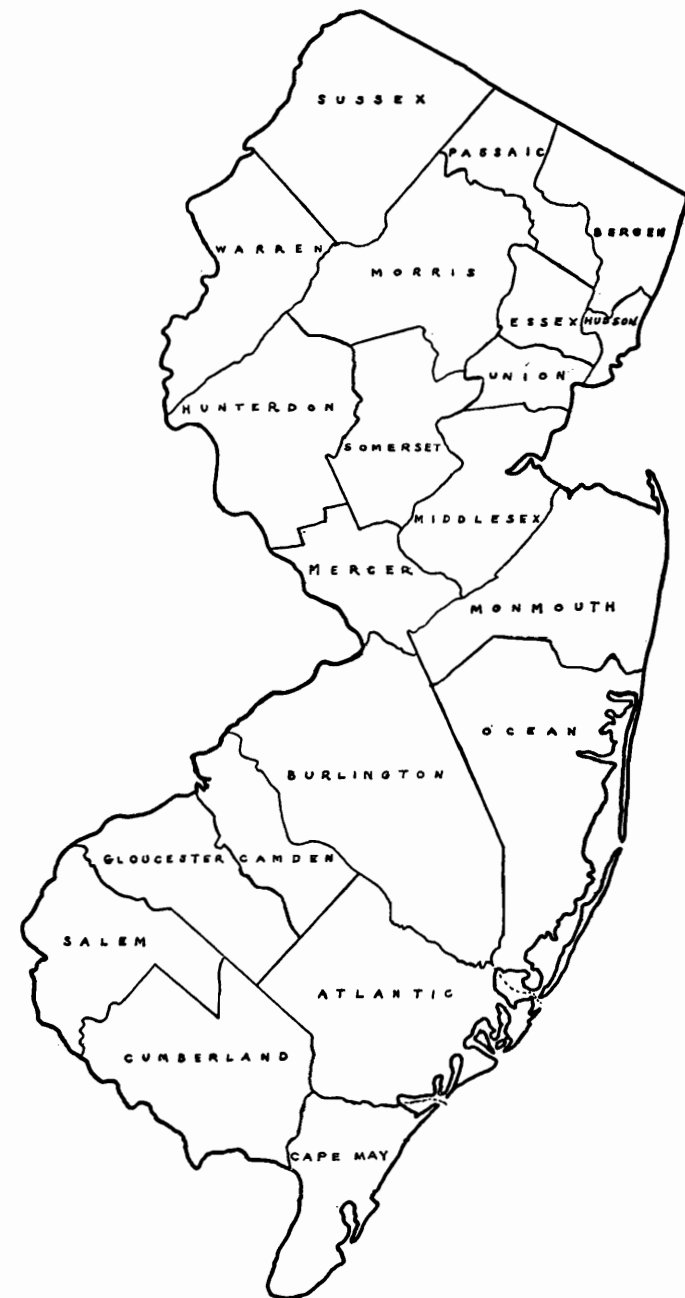
.Population, 1980 Revised	7,364,823
Population, 1984 (Provisional)	7,514,802
Land Area (Square Miles)	7,487.32
Net Valuation Taxable-Municipal	\$152,159,611,861
Net Valuation Taxable-County	\$205,970,010,620
State Equalized Valuation	\$213,899,908,461
Tax Levy	\$ 5,241,512,017

TYPES OF LOCAL GOVERNMENT UNITS IN NEW JERSEY

COUNTIES (21)

MUNICIPALITIES (567)

COUNTY	BOROUGH	TOWNSHIP	CITY	TOWN	VILLAGE	TOTAL
Atlantic	3	6	13	1	0	23
Bergen	56	9	3	0	2	70
Burlington	6	31	3	0	0	40
Camden	27	8	2	0	0	37
Cape May	7	4	5	0	0	16
Cumberland	1	10	3	0	0	14
Essex	1	19	2	0	0	22
Gloucester	10	13	1	0	0	24
Hudson	1	2	4	5	0	12
Hunterdon	10	14	1	1	0	26
Mercer	4	8	1	0	0	13
Middlesex	12	10	3	0	0	25
Monmouth	35	15	2	0	1	53
Morris	16	20	0	3	0	39
Ocean	19	14	0	0	0	33
Passaic	10	3	3	0	0	16
Salem	3	11	1	0	0	15
Somerset	12	9	0	0	0	21
Sussex	8	15	0	1	0	24
Union	7	8	5	1	0	21
Warren	2	18	0	3	0	23
Total	250	247	52	15	3	567



0100

Population 1980 **194,119** Net Valuation Taxable
 Population 1984 **200,896** 7,953,189,216
 S & P Rating **AAA** Net Valuation on Which County Taxes
 Moody Rating **AAA** are apportioned:
 Land Area **566.97** Sq. Miles 9,047,798,258

ATLANTIC COUNTY – Class 5

Form of Government:

County Exec. Plan – (O.C.C.L. – 1972)

Number of Freeholders on Board – 9

PER CAPITA:

Gross Debt **299.58**
 Net Debt **265.34**
 Debt Service **26.00**
 Total Tax Levy **203.38**
 County Functions: **300.89**

PER CENT:

Gross Debt **.72**
 Net Debt **.64**

EXPENDITURES		EXPENDITURES (cont'd.)		REVENUES REALIZED	
GENERAL GOVERNMENT		EDUCATION (excluding schools)		Property Taxes	40,857,409.80
Governing Body and Public Boards	456,896.88	County Superintendent of Schools	137,893.00	Financial Business Tax	
County Clerk	957,617.00	Vocational Schools	2,985,650.00	Franchise Tax	
Financial Administration	486,548.00	County College	3,387,225.00	Bank Corp. Tax	
Board of Taxation	82,575.00	County Extension Services	213,159.00	Other Miscellaneous Taxes	
Planning, Housing, Development	584,256.51	Libraries	262,043.00	State Aid Revenues	6,242,688.73
Human Resources	1,561,355.80	Other Educational Services	42,500.00	Federal Aid Revenues	120,372.87
Elections	681,788.00	STATUTORY EXPENDITURES		State and Local Fiscal Assistance Act Utilized	1,909,921.49
General Administration	10,176,632.73	Pensions and F.I.C.A.	3,021,125.00	Institutional Revenues	2,851,558.83
JUDICIARY		Employee Fringe Benefits	1,964,000.00	Courts	242,606.73
Superior Court-Law Division	1,375,815.00	Other Statutory Expenditures	200,000.00	County Clerk & Register	1,472,179.52
County Courts	22,560.00	Ceta & Other Public Employment Programs	14,926.49	Surrogate	103,142.66
County District Courts	284,958.00	COUNTY FUNCTIONS TOTAL	55,172,838.22	Sheriff	287,086.33
Juvenile and Domestic Relations Courts		CAPITAL IMPROVEMENTS *MEMO	250,000.00	Other Miscellaneous Revenues	5,272,737.41
Jury Commission and Jurors' Fees	14,320.00	DEBT SERVICE		Other Revenues, Revenue Sharing, Tax Effort	
Law Library		Principal Payments	1,990,000.00	TOTAL	59,359,704.37
Prosecutor's Office	2,827,818.00	Interest Payments	3,233,373.86	Prior Years Surplus Appropriated	3,000,000.00
Surrogate's Office	163,239.00	DEFERRED CHARGES	50,460.95	REVENUES TOTAL	62,359,704.37
Probation Office	1,349,845.00	RESERVE FOR UNCOLLECTED TAXES			
County Clerk (Judicial Functions)	309,356.00			CURRENT FINANCES DECEMBER 31,	
Sheriff's Office (Judicial Functions)	245,859.00			ASSETS	
Other Judicial		EXPENDITURES TOTAL	60,446,673.03	Cash Dec. 31,	9,547,605.35
PUBLIC SAFETY				Taxes Receivable	541,986.55
County Police	97,669.77	CAPITAL DEBT AUTHORIZED, DECEMBER 31,		Emergencies and Other Deferred Charges	
Sheriff's Office	1,778,912.00	ISSUED AND UNISSUED GROSS DEBT	NET DEBT	State Aid Receivable	
Civil Defense and Disaster Control	82,245.00	School		Other Receivable	986,780.85
Environmental Inspection and Control		Self-liquidating		TOTAL	11,076,372.75
Weights and Measures		Other	60,184,100		
Correctional and Penal	2,252,535.00	Total	60,184,100	LIABILITIES RESERVES, AND SURPLUS	
Other Public Safety				Cash Liabilities	3,879,573.30
PUBLIC WORKS		ISSUED AND OUTSTANDING		Reserves For Receivables	1,528,767.40
Roads and Bridges, Streets, Drainage		School		Surplus Dec. 31,	5,668,032.05
State Aid Motor Vehicle Fund		Self-liquidating		TOTAL	11,076,372.75
County Funds	1,308,830.00	Other			
Other Roads and Bridges		Total	52,240,000.00		
Public Buildings and Grounds	999,692.00		52,240,000.00		
Other Public Works	1,140,414.49	Equalized Valuation Basis			
HEALTH AND WELFARE		for Net Debt Computation	8,334,132,365.00		
County Health Department		CAPITAL OUTLAY TOTAL	8,438,710.12		
Mental Health Activities	3,431,300.00				
Tubercular Patient Care		Public Enterprises			
County Hospitals, Homes		Recreation—Culture			
County Aid to Hospitals		Public Works	2,805,981.06		
Health Clinics		Buildings and Grounds	3,479,481.06		
Mosquito Extermination		Library and Education	2,153,248.00		
Health Services Except Environmental	4,605,114.00	Conservation			
County Welfare Board	4,884,421.00	All Other			
Child Welfare					
Other Welfare Services	322,000.00				
RECREATION AND CONSERVATION					
Parks, Playgrounds, Shade Trees	331,443.00				
Land Reclamation and Conservation	128,300.55				
Other Recreational Services					

COUNTY Atlantic

COUNTY SEAT Mays Landing

Form of Government:* Board of Chosen Freeholders 9 Members

Number of Constituent Municipalities 23

Population Census 1980 194,119

Population Estimated 1984 200,896

Land Area -- Square Miles 566.97

Net Valuation on which County Taxes are Apportioned \$9,047,798,258

Tax Rate per \$100 \$.451

Tax Levy \$40,857,409.80

Distribution of Ratables:

Class	Line Items	Assessed Valuation	% of Valuation
Vacant Land	42,797	521,450,470	9.26
Residential	65,893	2,946,419,844	52.34
Farm	2,606	41,269,276	.73
Commercial	5,270	1,961,210,815	34.84
Industrial	155	48,658,075	.87
Apartments	475	110,407,362	1.96
TOTAL	117,196	5,629,415,842	100.00

Bond Ratings:

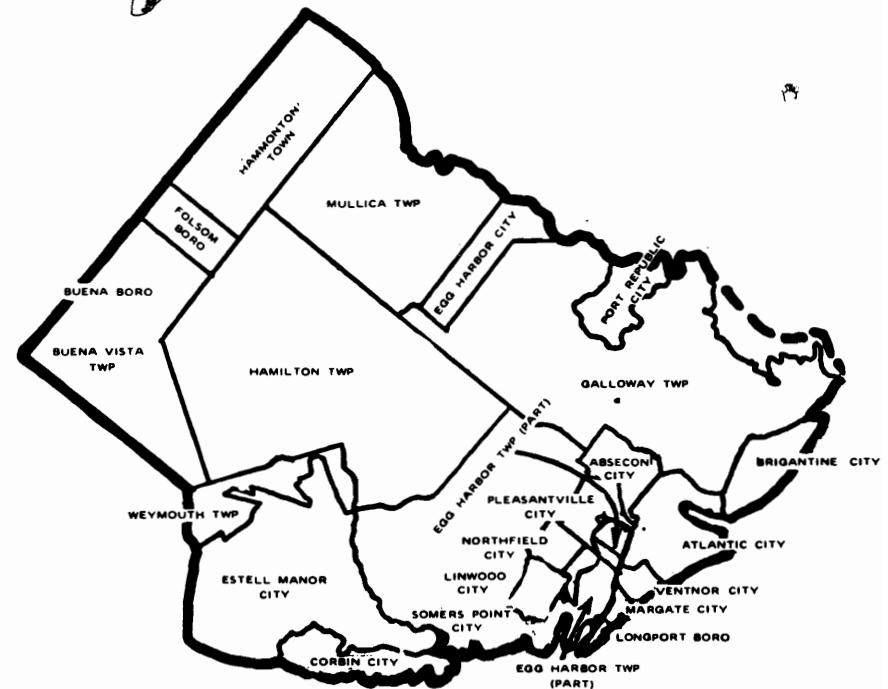
Moody's AAA

Standard & Poor's AAA

*County Executive Plan -- Optional County Charter Law-1972



ATLANTIC COUNTY



0200

Population 1980 **845,385**
 Population 1984 **844,535**
 S & P Rating
 Moody Rating **AAA**
 Land Area **234.57** Sq. Miles 32,661,249,817

Net Valuation Taxable
 22,862,975,463
 Net Valuation on Which County Taxes
 are apportioned:

BERGEN COUNTY - Class 1

Form of Government:

Board of Chosen Freeholders

Number of Freeholders on Board - 9

PER CAPITA:

Gross Debt **221.18**
 Net Debt **221.18**
 Debt Service **24.39**
 Total Tax Levy **144.37**
 County Functions: **242.26**

PER CENT:

Gross Debt **.59**
 Net Debt **.59**

EXPENDITURES		EXPENDITURES (cont'd.)		REVENUES REALIZED	
GENERAL GOVERNMENT		EDUCATION (excluding schools)		Property Taxes	121,924,667.07
Governing Body and Public Boards	526,507.00	County Superintendent of Schools	180,076.63	Financial Business Tax	
County Clerk	1,198,947.67	Vocational Schools	8,291,301.00	Franchise Tax	
Financial Administration	877,079.98	County College	8,821,722.97	Bank Corp. Tax	
Board of Taxation	262,267.10	County Extension Services	107,926.70	Other Miscellaneous Taxes	639,558.01
Planning, Housing, Development	818,851.00	Libraries		State Aid Revenues	12,543,414.75
Human Resources	3,626,529.00	Other Educational Services	1,930,854.70	Federal Aid Revenues	444,213.96
Elections	2,004,033.74	STATUTORY EXPENDITURES		State and Local Fiscal Assistance Act Utilized	4,025,345.14
General Administration	17,010,382.56	Pensions and F.I.C.A.	10,477,689.00	Institutional Revenues	1,489,352.54
JUDICIARY		Employee Fringe Benefits	3,508,442.61	Courts	671,972.85
Superior Court-Law Division		Other Statutory Expenditures	50,000.00	County Clerk & Register	1,613,740.89
County Courts	1,978,169.96	Ceta & Other Public Employment Programs	597,770.00	Surrogate	346,773.74
County District Courts	1,672,352.15	COUNTY FUNCTIONS TOTAL	182,792,596.37	Sheriff	618,971.96
Juvenile and Domestic Relations Courts	627,022.29	CAPITAL IMPROVEMENTS *MEMO	400,000.00	Other Miscellaneous Revenues	54,846,346.02
Jury Commission and Jurors' Fees	342,823.84	DEBT SERVICE		Other Revenues, Revenue Sharing, Tax Effort	
Law Library	104,993.00	Principal Payments	11,290,000.00	TOTAL	199,164,356.93
Prosecutor's Office	4,398,186.00	Interest Payments	9,308,027.80	Prior Years Surplus Appropriated	6,000,000.00
Surrogate's Office	494,366.43	DEFERRED CHARGES	1,205,465.57	REVENUES TOTAL	205,164,356.93
Probation Office	3,377,800.00	RESERVE FOR UNCOLLECTED TAXES		CURRENT FINANCES DECEMBER 31,	
County Clerk (Judicial Functions)		EXPENDITURES TOTAL	204,596,089.74	ASSETS	
Sheriff's Office (Judicial Functions)				Cash Dec. 31,	21,155,879.72
Other Judicial	833,532.29	CAPITAL DEBT AUTHORIZED, DECEMBER 31,		Taxes Receivable	2,438,040.99
PUBLIC SAFETY		ISSUED AND UNISSUED GROSS DEBT	NET DEBT	Emergencies and Other Deferred Charges	1,704,958.00
County Police	4,258,518.51	School		State Aid Receivable	
Sheriff's Office	3,589,001.82	Self-liquidating		Other Receivable	36,100.83
Civil Defense and Disaster Control		Other	186,796,659	TOTAL	25,334,979.54
Environmental Inspection and Control	12,936.00	Total	186,796,659	LIABILITIES RESERVES, AND SURPLUS	
Weights and Measures	200,110.33	ISSUED AND OUTSTANDING		Cash Liabilities	17,771,204.38
Correctional and Penal	6,302,502.88	School		Reserves For Receivables	661,763.57
Other Public Safety		Self-liquidating		Surplus Dec. 31,	6,902,011.59
PUBLIC WORKS		Other		TOTAL	25,334,979.54
Roads and Bridges, Streets, Drainage		Total	157,636,000.00		
State Aid Motor Vehicle Fund		Equalized Valuation Basis			
County Funds	4,247,126.33	for Net Debt Computation	31,766,072,790.33		
Other Roads and Bridges		CAPITAL OUTLAY TOTAL	31,775,822.50		
Public Buildings and Grounds		Public Enterprises			
Other Public Works	8,075.00	Recreation—Culture	1,436,786.72		
HEALTH AND WELFARE		Public Works	11,418,176.40		
County Health Department	1,531,985.74	Buildings and Grounds	5,317,002.97		
Mental Health Activities	11,133,017.61	Library and Education	13,603,856.41		
Tubercular Patient Care	17,773.00	Conservation			
County Hospitals, Homes	58,635,000.00	All Other			
County Aid to Hospitals					
Health Clinics					
Mosquito Extermination	1,008,210.00				
Health Services Except Environmental	3,031,195.28				
County Welfare Board	5,350,527.10				
Child Welfare	1,017,864.15				
Other Welfare Services	560,987.00				
RECREATION AND CONSERVATION					
Parks, Playgrounds, Shade Trees	7,629,061.00				
Land Reclamation and Conservation					
Other Recreational Services	139,077.00				

COUNTY Bergen

COUNTY SEAT Hackensack City

Form of Government: Board of Chosen Freeholders 9 Members

Number of Constituent Municipalities 70

Population Census 1980 845,385

Population Estimated 1984 844,535

Land Area -- Square Miles 234.57

Net Valuation on which County Taxes are Apportioned \$32,661,249,817

Tax Rate per \$100 \$.373

Tax Levy \$121,924,667.07

Distribution of Ratables:

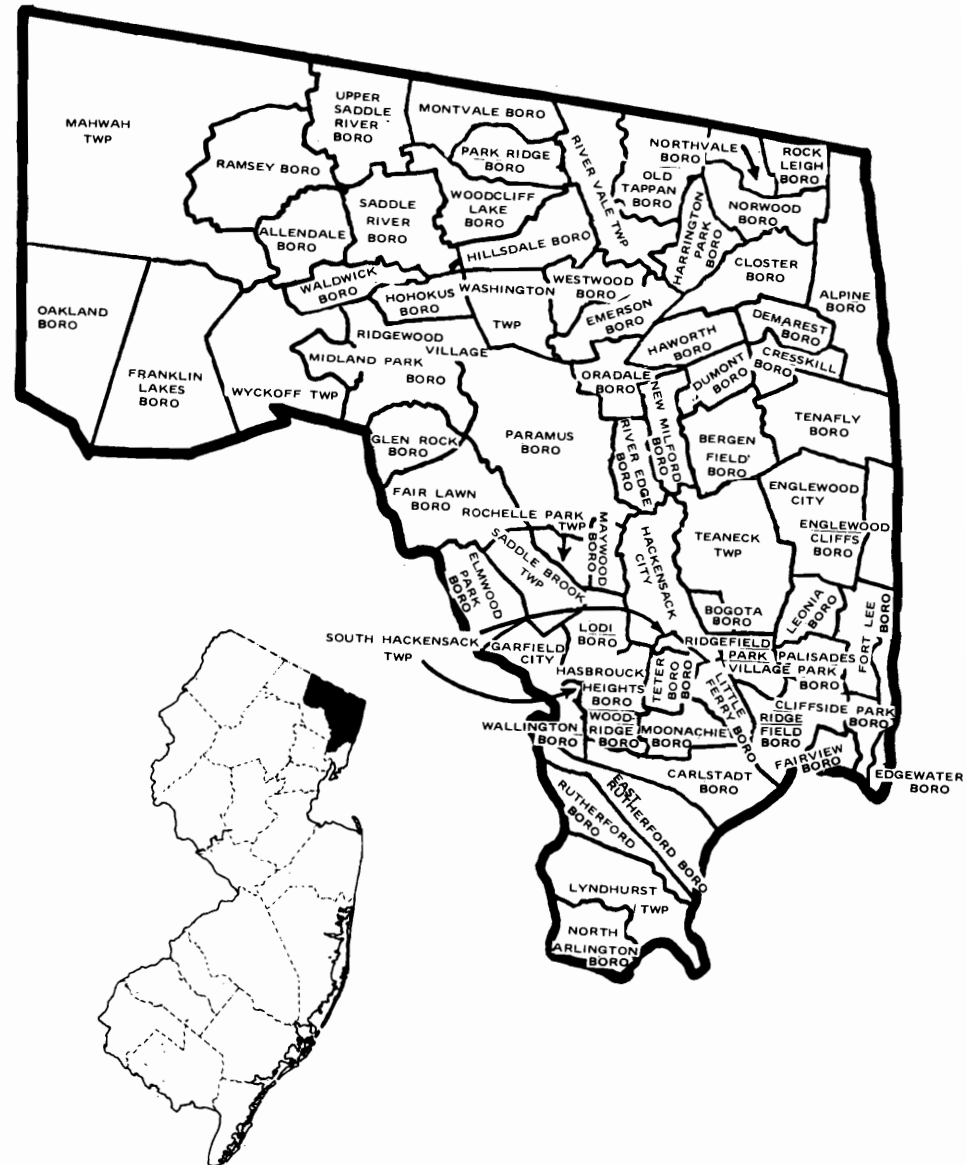
Class	Line Items	Assessed Valuation	% of Valuation
Vacant Land	12,115	549,276,228	2.43
Residential	213,801	15,565,903,531	68.83
Farm	306	16,546,170	.07
Commercial	10,322	3,098,912,008	13.70
Industrial	2,935	2,170,252,752	9.60
Apartments	1,621	1,214,341,731	5.37
TOTAL	241,100	22,615,232,420	100.00

Bond Ratings:

Moody's AAA

Standard & Poor's

BERGEN COUNTY



0300

Population 1980 **362,542**Population 1984 **377,726**S & P Rating **AA**Moody Rating **AA**Land Area **817.64**Sq. Miles **7,624,254,226**

Net Valuation Taxable

6,359,943,508

Net Valuation on Which County Taxes

are apportioned:

BURLINGTON COUNTY – Class 2**Form of Government:****Board of Chosen Freeholders****Number of Freeholders on Board – 5****PER CAPITA:**Gross Debt **268.27**Net Debt **260.83**Debt Service **20.50**Total Tax Levy **120.40**County Functions: **176.84****PER CENT:**Gross Debt **1.39**Net Debt **1.35**

EXPENDITURES		EXPENDITURES (cont'd.)		REVENUES REALIZED	
GENERAL GOVERNMENT		EDUCATION (excluding schools)		Property Taxes	45,480,001.17
Governing Body and Public Boards	525,519.00	County Superintendent of Schools	137,602.00	Financial Business Tax	
County Clerk	549,696.00	Vocational Schools	4,065,165.00	Franchise Tax	
Financial Administration	797,276.00	County College	5,027,252.00	Bank Corp. Tax	
Board of Taxation	94,570.00	County Extension Services	129,851.00	Other Miscellaneous Taxes	
Planning, Housing, Development		Libraries		State Aid Revenues	6,655,205.60
Human Resources	1,336,979.00	Other Educational Services	1,215,456.00	Federal Aid Revenues	105,801.62
Elections	710,911.00	STATUTORY EXPENDITURES		State and Local Fiscal Assistance Act Utilized	2,767,385.13
General Administration	4,356,689.00	Pensions and F.I.C.A.	3,447,817.01	Institutional Revenues	3,199,497.68
JUDICIARY		Employee Fringe Benefits	1,790,000.00	Courts	164,638.27
Superior Court-Law Division	770,746.00	Other Statutory Expenditures	65,000.00	County Clerk & Register	1,562,139.23
County Courts		Ceta & Other Public Employment Programs		Surrogate	112,724.43
County District Courts		COUNTY FUNCTIONS TOTAL	59,022,179.42	Sheriff	251,748.05
Juvenile and Domestic Relations Courts	97,860.00	CAPITAL IMPROVEMENTS *MEMO	716,000.00	Other Miscellaneous Revenues	6,373,724.39
Jury Commission and Jurors' Fees	117,159.00	DEBT SERVICE		Other Revenues, Revenue Sharing, Tax Effort	
Law Library	20,000.00	Principal Payments	3,080,000.00	TOTAL	66,672,865.57
Prosecutor's Office	1,907,526.00	Interest Payments	4,664,141.62	Prior Years Surplus Appropriated	5,165,000.00
Surrogate's Office	151,509.00	DEFERRED CHARGES	29,295.58	REVENUES TOTAL	71,837,865.57
Probation Office	2,463,626.00	RESERVE FOR UNCOLLECTED TAXES		CURRENT FINANCES DECEMBER 31,	
County Clerk (Judicial Functions)	305,236.00	EXPENDITURES TOTAL	66,795,616.62	ASSETS	
Sheriff's Office (Judicial Functions)	226,506.00			Cash Dec. 31,	13,259,541.94
Other Judicial		CAPITAL DEBT AUTHORIZED, DECEMBER 31,		Taxes Receivable	
PUBLIC SAFETY		ISSUED AND UNISSUED GROSS DEBT	NET DEBT	Emergencies and Other Deferred Charges	
County Police	482,996.00	School		State Aid Receivable	1,056,778.28
Sheriff's Office	614,591.00	Self-liquidating		Other Receivable	
Civil Defense and Disaster Control	961,061.00	Other	101,333,500	TOTAL	14,316,320.22
Environmental Inspection and Control	40,000.00	Total	101,333,500	LIABILITIES RESERVES, AND SURPLUS	
Weights and Measures	61,810.00			Cash Liabilities	7,182,640.02
Correctional and Penal	3,560,350.00	ISSUED AND OUTSTANDING		Reserves For Receivables	952,007.28
Other Public Safety	60,648.00	School		Surplus Dec. 31,	6,181,672.92
PUBLIC WORKS		Self-liquidating		TOTAL	14,316,320.22
Roads and Bridges, Streets, Drainage		Other			
State Aid Motor Vehicle Fund		Total	67,759,000.00		
County Funds	3,674,610.00	Equalized Valuation Basis	7,278,592,939.67		
Other Roads and Bridges		for Net Debt Computation			
Public Buildings and Grounds	2,195,373.00	CAPITAL OUTLAY TOTAL	18,289,803.89		
Other Public Works		Public Enterprises			
HEALTH AND WELFARE		Recreation—Culture	67,844.00		
County Health Department	1,952,867.00	Public Works	2,461,652.12		
Mental Health Activities	6,204,159.54	Buildings and Grounds	15,391,625.56		
Tubercular Patient Care		Library and Education	368,682.21		
County Hospitals, Homes	2,201,649.87	Conservation			
County Aid to Hospitals	170,000.00	All Other			
Health Clinics	20,500.00				
Mosquito Extermination	653,860.00				
Health Services Except Environmental	640,321.00				
County Welfare Board	4,281,028.00				
Child Welfare	568,925.00				
Other Welfare Services	326,279.00				
RECREATION AND CONSERVATION					
Parks, Playgrounds, Shade Trees	31,700.00				
Land Reclamation and Conservation	8,500.00				
Other Recreational Services	1,000.00				

COUNTY Burlington

COUNTY SEAT Mount Holly Township

Form of Government: Board of Chosen Freeholders 5 Members

Number of Constituent Municipalities 40

Population Census 1980 362,542

Population Estimated 1984 377,726

Land Area -- Square Miles 817.64

Net Valuation on which County Taxes are Apportioned \$7,624,254,226

Tax Rate per \$100 \$.596

Tax Levy \$45,480,001.17

Distribution of Ratables:

Class	Line Items	Assessed Valuation	% of Valuation
Vacant Land	20,599	224,937,674	3.60
Residential	92,818	4,569,787,259	73.14
Farm	5,538	145,927,120	2.34
Commercial	4,110	798,665,160	12.78
Industrial	552	314,229,324	5.03
Apartments	345	194,371,455	3.11
TOTAL	123,962	6,247,917,992	100.00

Bond Ratings:

Moody's AA

Standard & Poor's AA



0400

Population 1980 **471,650**
 Population 1984 **485,064**
 S & P Rating **AAA**
 Moody Rating **AAA**
 Land Area **222.01** Sq. Miles

Net Valuation Taxable
 5,973,141,270
 Net Valuation on Which County Taxes
 are apportioned:
 8,734,388,923

CAMDEN COUNTY – Class 2**Form of Government:****Board of Chosen Freeholders****Number of Freeholders on Board – 7**

PER CAPITA:

Gross Debt **332.99**
 Net Debt **266.84**
 Debt Service **27.90**
 Total Tax Levy **211.44**
 County Functions: **294.39**

PER CENT:

Gross Debt **1.91**
 Net Debt **1.53**

EXPENDITURES		EXPENDITURES (cont'd.)		REVENUES REALIZED	
GENERAL GOVERNMENT		EDUCATION (excluding schools)		Property Taxes	102,564,267.00
Governing Body and Public Boards	927,758.00	County Superintendent of Schools	87,101.00	Financial Business Tax	
County Clerk	1,130,271.00	Vocational Schools	5,681,819.00	Franchise Tax	
Financial Administration	1,285,287.00	County College	4,858,366.00	Bank Corp. Tax	
Board of Taxation	113,653.00	County Extension Services	260,260.00	Other Miscellaneous Taxes	
Planning, Housing, Development	409,798.00	Libraries		State Aid Revenues	12,585,392.38
Human Resources	3,233,234.38	Other Educational Services	400,328.00	Federal Aid Revenues	300,000.00
Elections	1,114,940.00	STATUTORY EXPENDITURES		State and Local Fiscal Assistance Act Utilized	7,200,000.00
General Administration	15,644,355.00	Pensions and F.I.C.A.	1,249,993.64	Institutional Revenues	7,065,111.64
JUDICIARY		Employee Fringe Benefits	3,874,500.00	Courts	277,873.50
Superior Court-Law Division	908,950.00	Other Statutory Expenditures	485,000.00	County Clerk & Register	1,798,843.86
County Courts	4,605,514.00	Ceta & Other Public Employment Programs		Surrogate	145,270.74
County District Courts	725,266.00	COUNTY FUNCTIONS TOTAL	128,762,680.02	Sheriff	586,091.52
Juvenile and Domestic Relations Courts	300,000.00	CAPITAL IMPROVEMENTS *MEMO	369,060.00	Other Miscellaneous Revenues	16,008,304.40
Jury Commission and Jurors' Fees	318,131.00	DEBT SERVICE		Other Revenues, Revenue Sharing, Tax Effort	
Law Library	18,000.00	Principal Payments	6,330,000.00	TOTAL	148,531,155.04
Prosecutor's Office	4,707,347.00	Interest Payments	7,203,414.25	Prior Years Surplus Appropriated	5,737,000.00
Surrogate's Office	282,498.00	DEFERRED CHARGES	500,840.78	REVENUES TOTAL	154,268,155.04
Probation Office	3,927,027.00	RESERVE FOR UNCOLLECTED TAXES			
County Clerk (Judicial Functions)	1,304,719.00	EXPENDITURES TOTAL	142,796,935.05	CURRENT FINANCES DECEMBER 31,	
Sheriff's Office (Judicial Functions)	1,060,475.00			ASSETS	
Other Judicial				Cash Dec. 31,	81,428,153.33
PUBLIC SAFETY				Taxes Receivable	74,498.00
County Police	3,517,553.00	CAPITAL DEBT AUTHORIZED, DECEMBER 31,		Emergencies and Other Deferred Charges	87,993.98
Sheriff's Office	2,814,025.00	ISSUED AND UNISSUED GROSS DEBT	NET DEBT	State Aid Receivable	7,042,521.60
Civil Defense and Disaster Control		School		Other Receivable	88,633,166.91
Environmental Inspection and Control		Self-liquidating	161,523,146	TOTAL	
Weights and Measures	127,685.00	Other	129,435,310	LIABILITIES RESERVES, AND SURPLUS	
Correctional and Penal	5,322,360.00	Total	129,435,310	Cash Liabilities	74,276,164.14
Other Public Safety				Reserves For Receivables	2,115,136.49
PUBLIC WORKS		ISSUED AND OUTSTANDING		Surplus Dec. 31,	12,241,866.28
Roads and Bridges, Streets, Drainage		School		TOTAL	88,633,166.91
State Aid Motor Vehicle Fund		Self-liquidating	150,344,000.00		
County Funds	4,478,760.00	Other	150,344,000.00		
Other Roads and Bridges		Total			
Public Buildings and Grounds	2,486,735.00				
Other Public Works	1,509,474.00	Equalized Valuation Basis	8,438,408,600.00		
HEALTH AND WELFARE		for Net Debt Computation			
County Health Department	2,725,880.00	CAPITAL OUTLAY TOTAL	9,498,828.68		
Mental Health Activities	10,044,832.00				
Tubercular Patient Care	34,613.00	Public Enterprises			
County Hospitals, Homes	354,901.00	Recreation—Culture			
County Aid to Hospitals		Public Works	6,354,476.09		
Health Clinics		Buildings and Grounds	3,144,352.59		
Mosquito Extermination	524,016.00	Library and Education			
Health Services Except Environmental	13,621,622.00	Conservation			
County Welfare Board	15,440,735.00	All Other			
Child Welfare	2,344,347.00				
Other Welfare Services	1,049,750.00				
RECREATION AND CONSERVATION					
Parks, Playgrounds, Shade Trees	3,404,412.00				
Land Reclamation and Conservation	46,389.00				
Other Recreational Services					

COUNTY Camden

COUNTY SEAT Camden City

Form of Government: Board of Chosen Freeholders 7 Members

Number of Constituent Municipalities 37

Population Census 1980 471,650

Population Estimated 1984 485,064

Land Area -- Square Miles 222.01

Net Valuation on which County Taxes are Apportioned \$8,734,388,923

Tax Rate per \$100 \$1.174

Tax Levy \$102,564,267.00

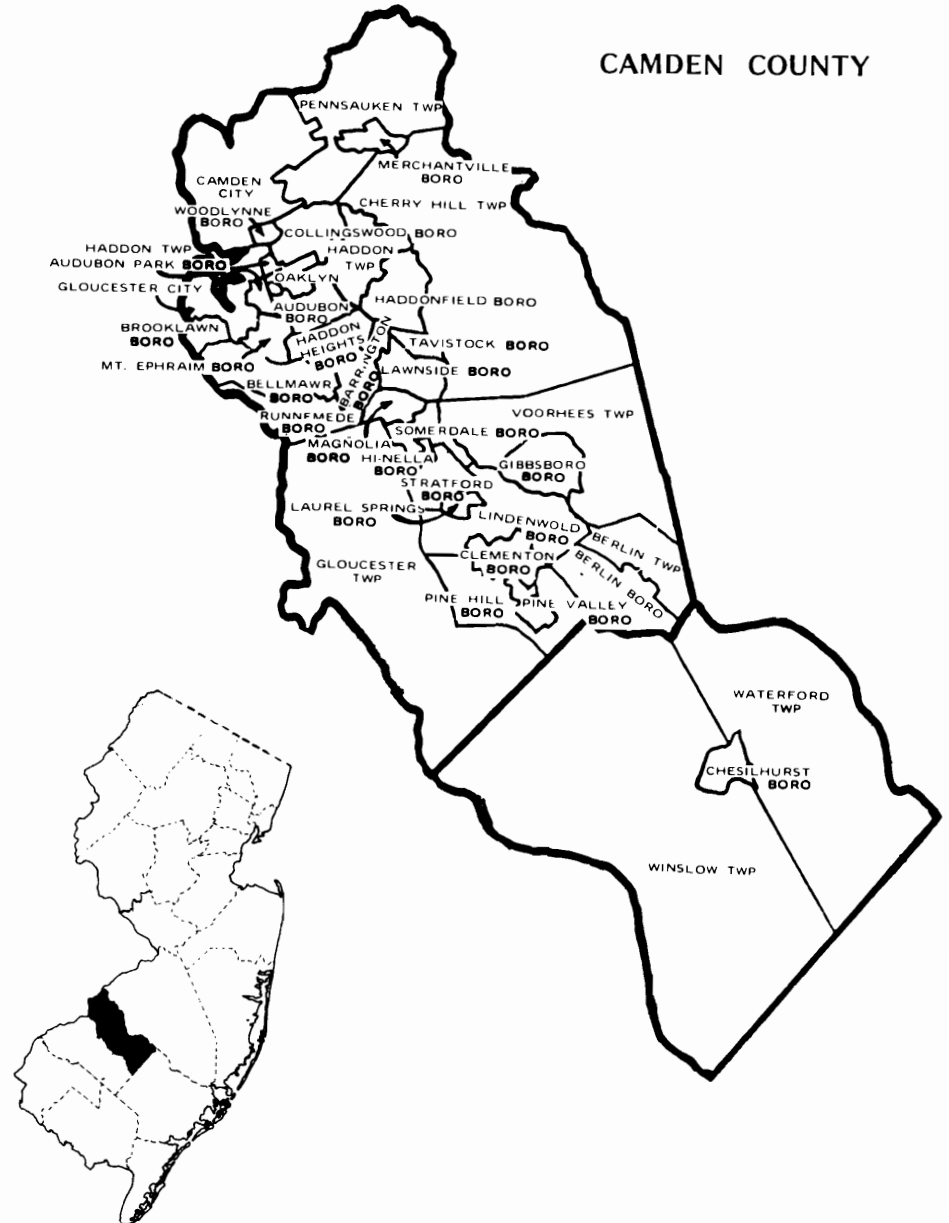
Distribution of Ratables:

Class	Line Items	Assessed Valuation	% of Valuation
Vacant Land	18,150	176,738,843	3.03
Residential	129,473	4,079,651,597	69.98
Farm	1,313	22,057,827	.38
Commercial	7,098	1,024,580,293	17.57
Industrial	658	250,868,259	4.30
Apartments	582	276,238,875	4.74
TOTAL	157,274	5,830,135,694	100.00

Bond Ratings:

Moody's AAA

Standard & Poor's AAA



0500

Population 1980 **82,266**
 Population 1984 **88,985**
 S & P Rating **A-**
 Moody Rating **AAA**
 Land Area **263.37** Sq. Miles **6,065,946,701**

Net Valuation Taxable
 6,357,979,705
 Net Valuation on Which County Taxes
 are apportioned:

CAPE MAY COUNTY – Class 6
Form of Government:
Board of Chosen Freeholders
Number of Freeholders on Board – 5

PER CAPITA:
 Gross Debt **1,720.25**
 Net Debt **336.85**
 Debt Service **23.63**
 Total Tax Levy **276.87**
 County Functions: **392.22**

PER CENT:
 Gross Debt **2.59**
 Net Debt **.51**

EXPENDITURES		EXPENDITURES (cont'd.)		REVENUES REALIZED	
GENERAL GOVERNMENT		EDUCATION (excluding schools)		Property Taxes	
Governing Body and Public Boards	683,691.79	County Superintendent of Schools	85,369.00	24,637,697.02	
County Clerk	279,977.00	Vocational Schools	1,614,579.00	Financial Business Tax	
Financial Administration	332,430.00	County College		Franchise Tax	
Board of Taxation	111,850.36	County Extension Services	216,713.00	Bank Corp. Tax	
Planning, Housing, Development	326,170.82	Libraries		Other Miscellaneous Taxes	
Human Resources	791,974.20	Other Educational Services	1,467,106.81	State Aid Revenues	1,620,948.68
Elections	363,018.00	STATUTORY EXPENDITURES		Federal Aid Revenues	91,206.05
General Administration	4,412,090.50	Pensions and F.I.C.A.	2,183,000.00	State and Local Fiscal Assistance Act Utilized	944,604.00
JUDICIARY		Employee Fringe Benefits	1,519,577.00	Institutional Revenues	2,590,232.53
Superior Court-Law Division	396,248.27	Other Statutory Expenditures	124,000.00	Courts	169,595.27
County Courts	120,025.00	Ceta & Other Public Employment Programs	162,016.49	County Clerk & Register	933,763.44
County District Courts		COUNTY FUNCTIONS TOTAL	32,372,695.62	Surrogate	56,768.37
Juvenile and Domestic Relations Courts		CAPITAL IMPROVEMENTS *MEMO	800,000.00	Sheriff	148,460.96
Jury Commission and Jurors' Fees	22,609.00	DEBT SERVICE		Other Miscellaneous Revenues	4,353,175.47
Law Library	12,576.00	Principal Payments	1,000,000.00	Other Revenues, Revenue Sharing, Tax Effort	
Prosecutor's Office	1,220,116.11	Interest Payments	1,102,355.40	TOTAL	35,546,451.79
Surrogate's Office	152,090.00	DEFERRED CHARGES	426,978.79	Prior Years Surplus Appropriated	3,187,722.00
Probation Office	816,720.00	RESERVE FOR UNCOLLECTED TAXES		REVENUES TOTAL	38,734,173.79
County Clerk (Judicial Functions)	216,218.00			CURRENT FINANCES DECEMBER 31,	
Sheriff's Office (Judicial Functions)	175,142.00			ASSETS	
Other Judicial		EXPENDITURES TOTAL	34,902,029.81	Cash Dec. 31,	9,402,819.06
PUBLIC SAFETY				Taxes Receivable	270,764.32
County Police	9,000.00	CAPITAL DEBT AUTHORIZED, DECEMBER 31,		Emergencies and Other Deferred Charges	
Sheriff's Office	284,348.00	ISSUED AND UNISSUED		State Aid Receivable	
Civil Defense and Disaster Control	83,988.00	School		Other Receivable	796,108.78
Environmental Inspection and Control		Self-liquidating		TOTAL	10,469,692.16
Weights and Measures	36,766.00	Other	153,076,175	LIABILITIES RESERVES, AND SURPLUS	
Correctional and Penal	1,814,348.70	Total	153,076,175	Cash Liabilities	2,928,681.34
Other Public Safety	12,700.00			Reserves For Receivables	1,066,873.10
PUBLIC WORKS		ISSUED AND OUTSTANDING		Surplus Dec. 31,	6,474,137.72
Roads and Bridges, Streets, Drainage		School		TOTAL	10,469,692.16
State Aid Motor Vehicle Fund		Self-liquidating			
County Funds	2,276,914.00	Other			
Other Roads and Bridges		Total	150,025,000.00		
Public Buildings and Grounds	617,311.73	Equalized Valuation Basis			
Other Public Works	256,085.64	for Net Debt Computation	5,901,636,452.33		
HEALTH AND WELFARE		CAPITAL OUTLAY TOTAL	1,741,068.01		
County Health Department	82,272.00	Public Enterprises			
Mental Health Activities	979,536.00	Recreation—Culture			
Tubercular Patient Care		Public Works	475,512.60		
County Hospitals, Homes		Buildings and Grounds	850,698.16		
County Aid to Hospitals	10,000.00	Library and Education	251,083.50		
Health Clinics		Conservation	163,773.75		
Mosquito Extermination	900,124.00	All Other			
Health Services Except Environmental	4,499,812.61				
County Welfare Board	1,738,096.00				
Child Welfare	204,500.00				
Other Welfare Services	91,758.00				
RECREATION AND CONSERVATION					
Parks, Playgrounds, Shade Trees	661,400.89				
Land Reclamation and Conservation	8,425.70				
Other Recreational Services					

COUNTY Cape May

COUNTY SEAT Cape May Court House

Form of Government: Board of Chosen Freeholders 5 Members

Number of Constituent Municipalities 16

Population Census 1980 82,266

Population Estimated 1984 88,985

Land Area -- Square Miles 263.37

Net Valuation on which County Taxes are Apportioned \$6,065,946,701

Tax Rate per \$100 \$.406

Tax Levy \$24,637,697.02

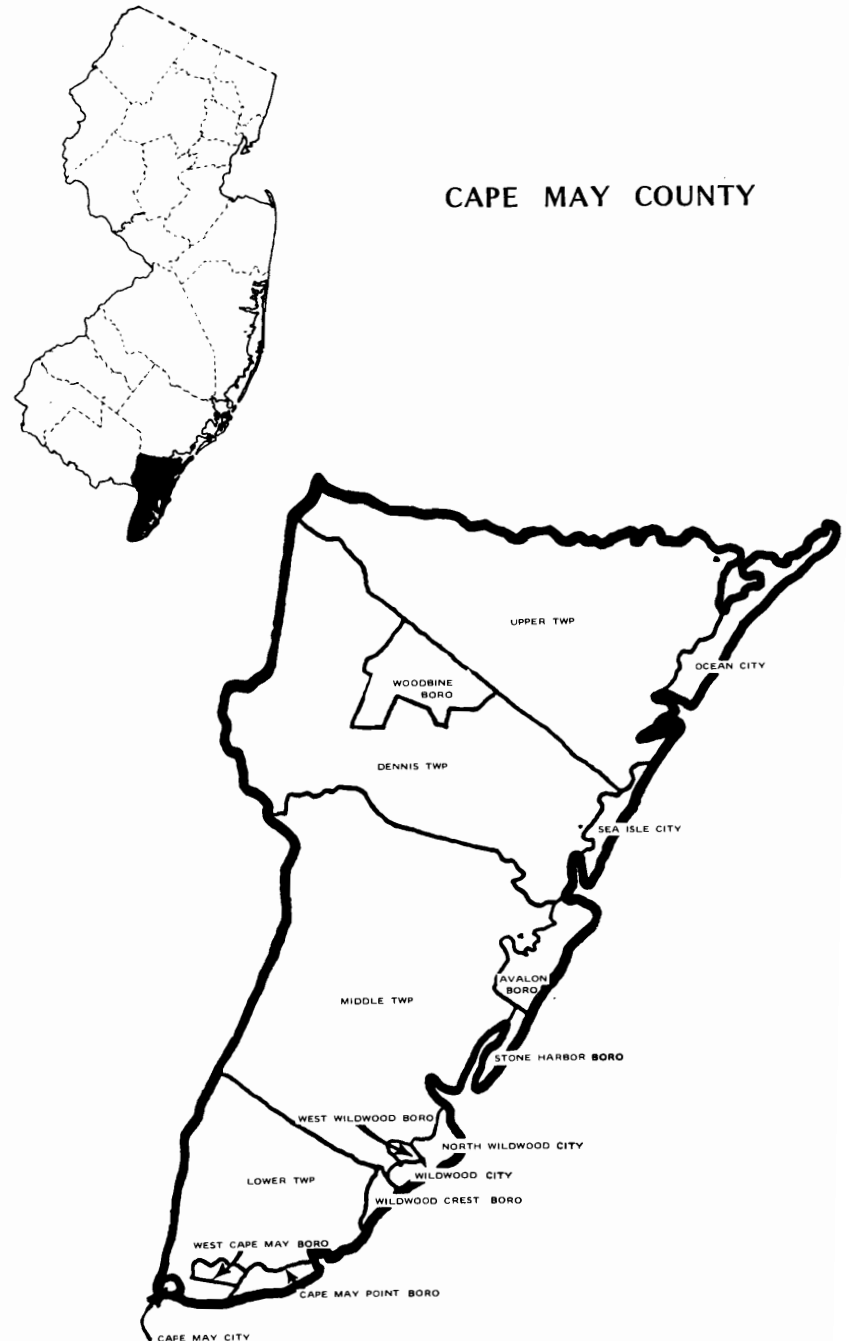
Distribution of Ratables:

Class	Line Items	Assessed Valuation	% of Valuation
Vacant Land	17,787	389,349,711	6.17
Residential	54,361	4,778,746,899	75.73
Farm	869	19,564,510	.31
Commercial	3,297	894,509,125	14.18
Industrial	51	21,034,500	.33
Apartments	1,023	207,064,450	3.28
TOTAL	77,388	6,310,269,195	100.00

Bond Ratings:

Moody's AAA

Standard & Poor's A-



0600

Population 1980 **132,866**
 Population 1984 **134,002**
 S & P Rating **A**
 Moody Rating **AAA**
 Land Area **501.73**

Net Valuation Taxable
 1,552,731,667
 Net Valuation on Which County Taxes
 are apportioned:
 Sq. Miles 2,033,495,840

CUMBERLAND COUNTY – Class 3
Form of Government:
Board of Chosen Freeholders
Number of Freeholders on Board – 7

PER CAPITA:
 Gross Debt **157.36**
 Net Debt **155.35**
 Debt Service **16.09**
 Total Tax Levy **163.71**
 County Functions: **280.59**

PER CENT:
 Gross Debt **1.11**
 Net Debt **1.10**

EXPENDITURES		EXPENDITURES (cont'd.)		REVENUES REALIZED	
GENERAL GOVERNMENT		EDUCATION (excluding schools)		Property Taxes	21,937,352.85
Governing Body and Public Boards	69,903.20	County Superintendent of Schools	112,938.00	Financial Business Tax	
County Clerk	362,383.00	Vocational Schools	505,294.50	Franchise Tax	
Financial Administration	591,785.00	County College	1,215,935.00	Bank Corp. Tax	
Board of Taxation	40,659.00	County Extension Services	244,123.42	Other Miscellaneous Taxes	
Planning, Housing, Development	274,139.00	Libraries	316,657.00	State Aid Revenues	5,644,506.64
Human Resources	1,063,584.75	Other Educational Services	145,822.79	Federal Aid Revenues	116,848.00
Elections	195,593.00	STATUTORY EXPENDITURES		State and Local Fiscal Assistance Act Utilized	2,203,008.00
General Administration	4,516,331.63	Pensions and F.I.C.A.	1,754,965.83	Institutional Revenues	4,102,755.59
JUDICIARY		Employee Fringe Benefits	1,135,000.00	Courts	49,535.70
Superior Court-Law Division	460,885.00	Other Statutory Expenditures	185,600.00	County Clerk & Register	305,245.06
County Courts	102,712.00	Ceta & Other Public Employment Programs	152,884.28	Surrogate	53,719.10
County District Courts		COUNTY FUNCTIONS TOTAL	35,328,057.03	Sheriff	62,277.64
Juvenile and Domestic Relations Courts		CAPITAL IMPROVEMENTS *MEMO	400,000.00	Other Miscellaneous Revenues	2,764,331.91
Jury Commission and Jurors' Fees	71,246.00	DEBT SERVICE		Other Revenues, Revenue Sharing, Tax Effort	
Law Library	15,147.00	Principal Payments	1,232,000.00	TOTAL	37,239,580.49
Prosecutor's Office	629,686.84	Interest Payments	923,789.50	Prior Years Surplus Appropriated	1,935,300.29
Surrogate's Office	124,168.00	DEFERRED CHARGES	115,863.59	REVENUES TOTAL	39,174,880.78
Probation Office	761,104.00	RESERVE FOR UNCOLLECTED TAXES		CURRENT FINANCES DECEMBER 31,	
County Clerk (Judicial Functions)	203,818.00	EXPENDITURES TOTAL	37,599,710.12	ASSETS	
Sheriff's Office (Judicial Functions)	108,864.00	CAPITAL DEBT AUTHORIZED, DECEMBER 31,		Cash Dec. 31,	6,511,727.05
Other Judicial		ISSUED AND UNISSUED GROSS DEBT	NET DEBT	Taxes Receivable	
PUBLIC SAFETY		School		Emergencies and Other Deferred Charges	2,444.04
County Police	9,007.71	Self-liquidating		State Aid Receivable	162,500.00
Sheriff's Office	840,771.23	Other	21,086,500	Other Receivable	60,597.87
Civil Defense and Disaster Control	43,061.64	Total	21,086,500	TOTAL	6,737,268.96
Environmental Inspection and Control		ISSUED AND OUTSTANDING		LIABILITIES RESERVES, AND SURPLUS	
Weights and Measures	78,726.00	School		Cash Liabilities	3,607,847.13
Correctional and Penal	2,553,186.00	Self-liquidating		Reserves For Receivables	60,597.87
Other Public Safety	2,000.00	Other		Surplus Dec. 31,	3,068,823.96
PUBLIC WORKS		Total	16,992,000.00	TOTAL	6,737,268.96
Roads and Bridges, Streets, Drainage		Equalized Valuation Basis	1,895,685,754.00		
State Aid Motor Vehicle Fund		for Net Debt Computation			
County Funds	1,879,941.75	CAPITAL OUTLAY TOTAL	2,504,418.43		
Other Roads and Bridges		Public Enterprises			
Public Buildings and Grounds	805,383.00	Recreation—Culture			
Other Public Works	116,448.26	Public Works	1,658,923.28		
HEALTH AND WELFARE		Buildings and Grounds	381,125.53		
County Health Department	91,741.00	Library and Education	464,369.62		
Mental Health Activities	2,113,527.00	Conservation			
Tubercular Patient Care		All Other			
County Hospitals, Homes	4,709,176.00				
County Aid to Hospitals	63,000.00				
Health Clinics	10,548.99				
Mosquito Extermination	305,861.00				
Health Services Except Environmental	1,194,274.84				
County Welfare Board	4,726,668.33				
Child Welfare	29,234.00				
Other Welfare Services	210,750.04				
RECREATION AND CONSERVATION					
Parks, Playgrounds, Shade Trees					
Land Reclamation and Conservation	127,800.00				
Other Recreational Services	55,720.00				

COUNTY Cumberland

COUNTY SEAT Bridgeton City

Form of Government: Board of Chosen Freeholders 7 Members

Number of Constituent Municipalities 14

Population Census 1980 132,866

Population Estimated 1984 134,002

Land Area -- Square Miles 501.73

Net Valuation on which County Taxes are Apportioned \$2,033,495,840

Tax Rate per \$100 \$1.078

Tax Levy \$21,937,352.85

Distribution of Ratables:

Class	Line Items	Assessed Valuation	% of Valuation
Vacant Land	18,638	75,013,768	4.96
Residential	33,592	974,587,869	64.38
Farm	4,629	77,823,173	5.14
Commercial	2,548	210,649,525	13.91
Industrial	351	127,056,390	8.39
Apartments	142	48,768,900	3.22
TOTAL	59,900	1,513,899,625	100.00

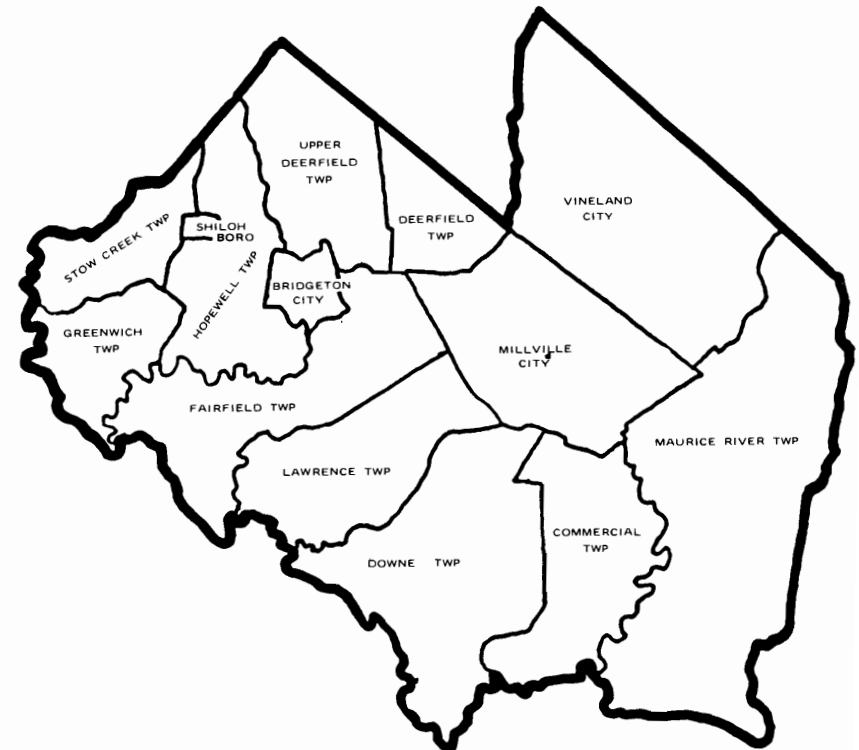
Bond Ratings:

Moody's AAA

Standard & Poor's A



CUMBERLAND COUNTY



0700

Population 1980 **851,116**
 Population 1984 **841,528**
 S & P Rating
 Moody Rating **A1**
 Land Area **127.44** Sq. Miles

Net Valuation Taxable
 10,443,797,600
 Net Valuation on Which County Taxes
 are apportioned:
 15,319,616,469

ESSEX COUNTY – Class 1

Form of Government:

County Exec. Plan – (O.C.C.L – 1972)

Number of Freeholders on Board – 9

PER CAPITA:

Gross Debt **172.46**
 Net Debt **156.42**
 Debt Service **13.71**
 Total Tax Levy **199.80**
 County Functions: **351.41**

PER CENT:

Gross Debt **.99**
 Net Debt **.89**

EXPENDITURES	EXPENDITURES (cont'd.)	REVENUES REALIZED
GENERAL GOVERNMENT		
Governing Body and Public Boards	28,000.00	Property Taxes 168,139,063.16
County Clerk	1,535,651.00	Financial Business Tax
Financial Administration	1,745,365.00	Franchise Tax 1,321,539.57
Board of Taxation	301,400.00	Bank Corp. Tax
Planning, Housing, Development	3,410,154.00	Other Miscellaneous Taxes
Human Resources	1,086,556.00	State Aid Revenues 55,645,342.12
Elections	1,886,480.00	Federal Aid Revenues 4,175,358.99
General Administration	18,017,477.71	State and Local Fiscal Assistance Act Utilized 11,313,723.00
JUDICIARY		Institutional Revenues 4,415,935.26
Superior Court-Law Division	11,995,189.00	Courts 945,636.93
County Courts		County Clerk & Register 2,489,112.43
County District Courts		Surrogate 321,763.80
Juvenile and Domestic Relations Courts		Sheriff 579,587.66
Jury Commission and Jurors' Fees	1,197,697.00	Other Miscellaneous Revenues 38,847,674.63
Law Library	79,129.00	Other Revenues, Revenue Sharing, Tax Effort
Prosecutor's Office	9,409,310.94	TOTAL 288,194,737.55
Surrogate's Office	639,776.00	
Probation Office		Prior Years Surplus Appropriated
County Clerk (Judicial Functions)	2,858,573.00	REVENUES TOTAL 288,194,737.55
Sheriff's Office (Judicial Functions)	2,740,105.00	
Other Judicial		
PUBLIC SAFETY		CURRENT FINANCES DECEMBER 31,
County Police	3,703,358.00	ASSETS
Sheriff's Office	6,874,984.00	Cash Dec. 31, 41,469,378.39
Civil Defense and Disaster Control		Taxes Receivable 402,635.08
Environmental Inspection and Control	1,054,334.00	Emergencies and Other Deferred Charges 6,597,324.71
Weights and Measures		State Aid Receivable 11,410,239.80
Correctional and Penal	19,833,836.00	Other Receivable 4,787,371.38
Other Public Safety	4,000.00	TOTAL 64,666,949.36
PUBLIC WORKS		LIABILITIES RESERVES, AND SURPLUS
Roads and Bridges, Streets, Drainage	43,024.00	Cash Liabilities 56,681,856.14
State Aid Motor Vehicle Fund		Reserves For Receivables 5,190,006.46
County Funds	2,594,751.00	Surplus Dec. 31, 2,795,086.76
Other Roads and Bridges		TOTAL 64,666,949.36
Public Buildings and Grounds	12,845,004.00	
Other Public Works	1,424,362.00	
HEALTH AND WELFARE		
County Health Department	531,887.00	
Mental Health Activities	13,909,641.00	
Tubercular Patient Care		
County Hospitals, Homes	21,661,109.00	
County Aid to Hospitals	11,313,723.00	
Health Clinics		
Mosquito Extermination		
Health Services Except Environmental	5,665,502.00	
County Welfare Board	59,415,540.00	
Child Welfare	3,200,868.00	
Other Welfare Services	419,301.00	
RECREATION AND CONSERVATION		
Parks, Playgrounds, Shade Trees	8,268,931.00	
Land Reclamation and Conservation		
Other Recreational Services	25,000.00	

COUNTY Essex

COUNTY SEAT Newark City

Form of Government:* Board of Chosen Freeholders 9 Members

Number of Constituent Municipalities 22

Population Census 1980 851,116

Population Estimated 1984 841,528

Land Area -- Square Miles 127.44

Net Valuation on which County Taxes are Apportioned \$15,319,616,469

Tax Rate per \$100 \$1.097

Tax Levy \$168,139,063.16

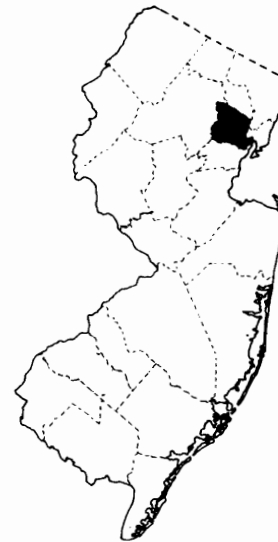
Distribution of Ratables:

Class	Line Items	Assessed Valuation	% of Valuation
Vacant Land	8,440	187,141,900	1.83
Residential	136,161	7,035,793,500	68.96
Farm	60	25,767,400	.25
Commercial	11,098	1,670,943,900	16.38
Industrial	2,437	715,677,600	7.01
Apartments	3,117	567,410,000	5.57
TOTAL	161,313	10,202,734,300	100.00

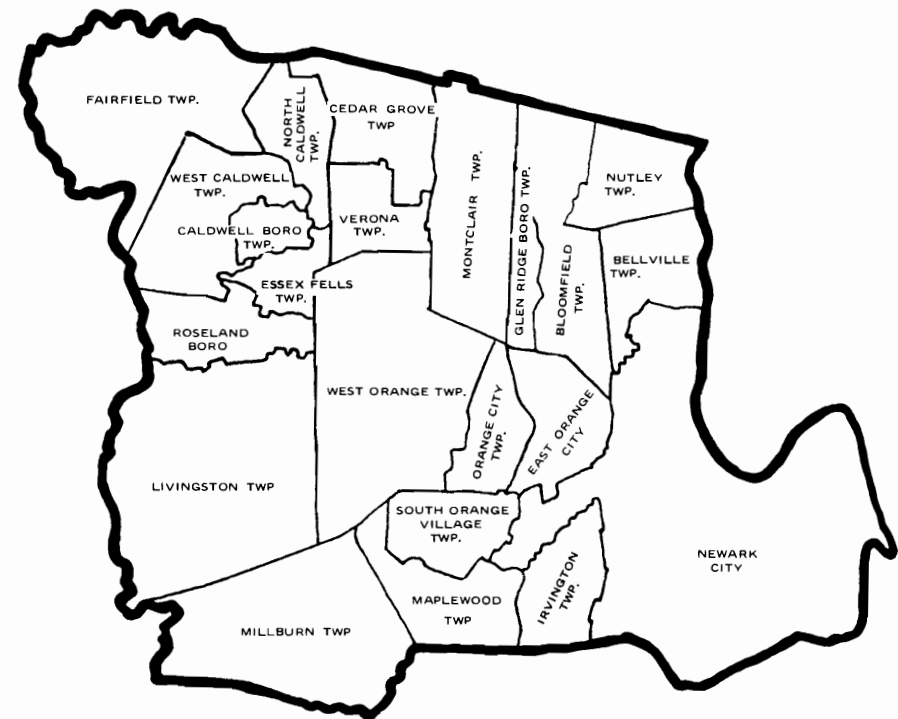
Bond Ratings:

Moody's A1

Standard & Poor's



ESSEX COUNTY



*County Executive Plan -- Optional County Charter Law-1972

0800

Population 1980 **199,917**
 Population 1984 **205,555**
 S & P Rating **A+**
 Moody Rating **A1**
 Land Area **328.36** Sq. Miles

Net Valuation Taxable
 3,750,379,960
 Net Valuation on Which County Taxes
 are apportioned:
 4,427,278,080

GLOUCESTER COUNTY – Class 3**Form of Government:****Board of Chosen Freeholders****Number of Freeholders on Board – 7****PER CAPITA:**

Gross Debt **167.98**
 Net Debt **154.62**
 Debt Service **12.62**
 Total Tax Levy **142.68**
 County Functions: **214.48**

PER CENT:

Gross Debt **.82**
 Net Debt **.75**

EXPENDITURES		EXPENDITURES (cont'd.)		REVENUES REALIZED	
GENERAL GOVERNMENT		EDUCATION (excluding schools)		Property Taxes	29,328,293.52
Governing Body and Public Boards	299,261.50	County Superintendent of Schools	164,496.00	Financial Business Tax	
County Clerk	258,579.00	Vocational Schools	1,173,420.50	Franchise Tax	
Financial Administration	434,654.00	County College	2,805,472.00	Bank Corp. Tax	
Board of Taxation	105,968.00	County Extension Services	161,248.00	Other Miscellaneous Taxes	
Planning, Housing, Development	539,279.00	Libraries		State Aid Revenues	1,272,947.30
Human Resources	662,892.00	Other Educational Services	201,436.04	Federal Aid Revenues	2,274,657.00
Elections	552,097.00	STATUTORY EXPENDITURES		State and Local Fiscal Assistance Act Utilized	3,683,100.73
General Administration	5,897,078.00	Pensions and F.I.C.A.	1,715,500.00	Institutional Revenues	445,833.95
JUDICIARY		Employee Fringe Benefits	1,458,100.00	Courts	50,638.02
Superior Court-Law Division	391,100.00	Other Statutory Expenditures	230,000.00	County Clerk & Register	805,807.10
County Courts	221,860.00	Ceta & Other Public Employment Programs		Surrogate	61,599.25
County District Courts		COUNTY FUNCTIONS TOTAL	41,481,789.95	Sheriff	152,718.96
Juvenile and Domestic Relations Courts	260,083.00	CAPITAL IMPROVEMENTS *MEMO		Other Miscellaneous Revenues	6,350,364.05
Jury Commission and Jurors' Fees	129,380.72	DEBT SERVICE		Other Revenues, Revenue Sharing, Tax Effort	
Law Library	9,500.00	Principal Payments	790,000.00	TOTAL	44,425,959.88
Prosecutor's Office	1,425,745.20	Interest Payments	1,804,696.43	Prior Years Surplus Appropriated	4,103,195.18
Surrogate's Office	187,289.00			REVENUES TOTAL	48,529,155.06
Probation Office	1,451,143.96				
County Clerk (Judicial Functions)	441,756.00	DEFERRED CHARGES	11,512.73		
Sheriff's Office (Judicial Functions)	136,018.00	RESERVE FOR UNCOLLECTED TAXES			
Other Judicial					
PUBLIC SAFETY		EXPENDITURES TOTAL	44,087,999.11	CURRENT FINANCES DECEMBER 31,	
County Police	11,000.00			ASSETS	
Sheriff's Office	847,068.23	CAPITAL DEBT AUTHORIZED, DECEMBER 31,		Cash Dec. 31,	16,068,364.26
Civil Defense and Disaster Control	1,350.00	ISSUED AND UNISSUED GROSS DEBT		Taxes Receivable	412,092.06
Environmental Inspection and Control		School		Emergencies and Other Deferred Charges	350,986.95
Weights and Measures	58,086.00	Self-liquidating		State Aid Receivable	
Correctional and Penal	2,130,139.00	Other	34,529,375	Other Receivable	2,574,809.21
Other Public Safety	17,045.00	Total	34,529,375	TOTAL	19,406,252.48
PUBLIC WORKS		ISSUED AND OUTSTANDING		LIABILITIES RESERVES, AND SURPLUS	
Roads and Bridges, Streets, Drainage	600,000.00	School		Cash Liabilities	7,776,051.73
State Aid Motor Vehicle Fund		Self-liquidating		Reserves For Receivables	412,092.06
County Funds	1,941,924.35	Other		Surplus Dec. 31,	11,218,108.69
Other Roads and Bridges		Total	33,044,000.00	TOTAL	19,406,252.48
Public Buildings and Grounds	2,023,289.00	Equalized Valuation Basis			
Other Public Works	1,154,920.15	for Net Debt Computation	4,232,440,019.00		
HEALTH AND WELFARE		CAPITAL OUTLAY TOTAL	3,568,037.12		
County Health Department	1,162,567.00				
Mental Health Activities	2,112,496.30	Public Enterprises			
Tubercular Patient Care		Recreation—Culture	165,228.53		
County Hospitals, Homes		Public Works	1,359,519.00		
County Aid to Hospitals	100,000.00	Buildings and Grounds	846,862.98		
Health Clinics		Library and Education	1,196,426.61		
Mosquito Extermination	370,000.00	Conservation			
Health Services Except Environmental	345,685.00	All Other			
County Welfare Board	6,200,161.00				
Child Welfare	445,302.00				
Other Welfare Services	198,397.00				
RECREATION AND CONSERVATION					
Parks, Playgrounds, Shade Trees	449,003.00				
Land Reclamation and Conservation					
Other Recreational Services					

COUNTY Gloucester

COUNTY SEAT Woodbury City

Form of Government: Board of Chosen Freeholders 7 Members

Number of Constituent Municipalities 24

Population Census 1980 199,917

Population Estimated 1984 205,555

Land Area -- Square Miles 328.36

Net Valuation on which County Taxes are Apportioned \$4,427,278,080

Tax Rate per \$100 \$.662

Tax Levy \$29,328,293.52

Distribution of Ratables:

Class	Line Items	Assessed Valuation	% of Valuation
Vacant Land	13,848	160,711,910	4.36
Residential	54,200	2,284,986,050	61.92
Farm	5,330	118,754,450	3.22
Commercial	2,983	582,465,700	15.78
Industrial	160	438,132,900	11.87
Apartments	161	104,978,300	2.85
TOTAL	76,682	3,690,029,310	100.00

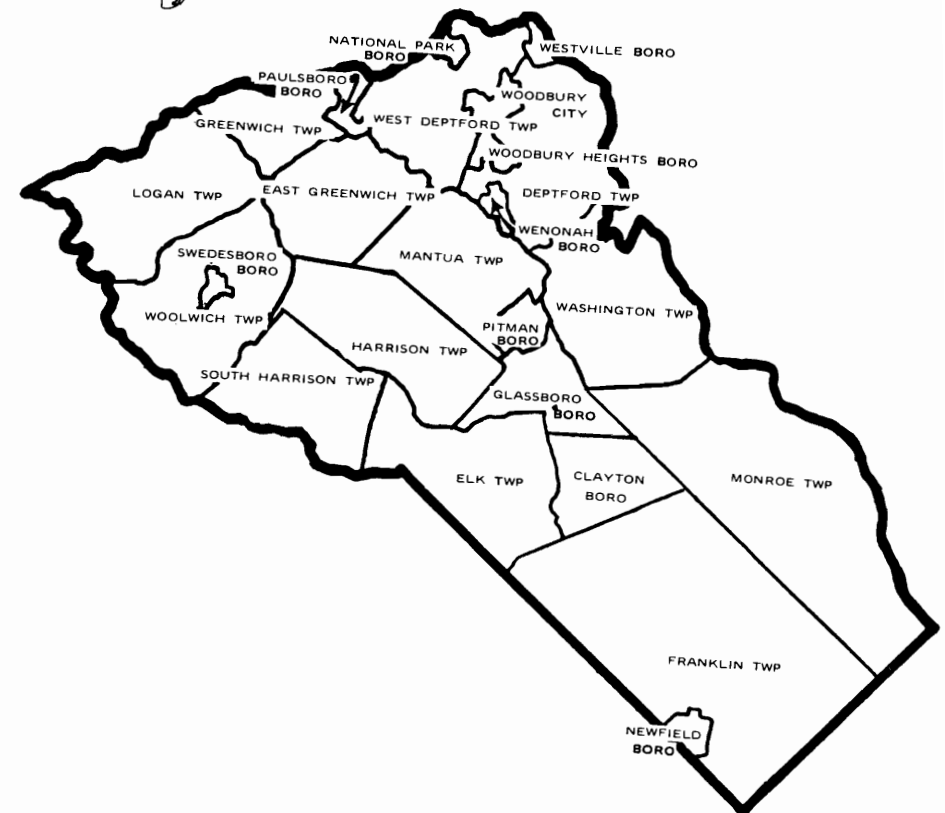
Bond Ratings:

Moody's A1

Standard & Poor's A+



GLOUCESTER COUNTY



0900

Population 1980 **556,972**
 Population 1984 **558,613**
 S & P Rating **A**
 Moody Rating **BAAL**
 Land Area **46.42** Sq. Miles

Net Valuation Taxable
 4,120,585,483
 Net Valuation on Which County Taxes
 are apportioned:
 7,334,250,702

HUDSON COUNTY – Class 1
Form of Government:

County Exec. Plan – (O.C.C.L – 1972)

Number of Freeholders on Board – 9

PER CAPITA:

Gross Debt **76.96**
 Net Debt **70.85**
 Debt Service **10.08**
 Total Tax Levy **143.01**
 County Functions: **260.90**

PER CENT:

Gross Debt **.62**
 Net Debt **.57**

EXPENDITURES		EXPENDITURES (cont'd.)		REVENUES REALIZED	
GENERAL GOVERNMENT				Property Taxes	79,888,443.42
Governing Body and Public Boards	316,661.00	EDUCATION (excluding schools)		Financial Business Tax	
County Clerk	811,963.00	County Superintendent of Schools	94,831.00	Franchise Tax	
Financial Administration	794,027.00	Vocational Schools	5,371,584.00	Bank Corp. Tax	
Board of Taxation		County College	1,519,219.00	Other Miscellaneous Taxes	
Planning, Housing, Development		County Extension Services		State Aid Revenues	20,313,439.97
Human Resources	2,715,631.05	Libraries		Federal Aid Revenues	878,909.64
Elections	1,758,828.00	Other Educational Services	5,914,395.00	State and Local Fiscal Assistance Act Utilized	6,986,866.63
General Administration	6,833,854.00	STATUTORY EXPENDITURES		Institutional Revenues	21,022,045.67
JUDICIARY		Pensions and F.I.C.A.	12,436,404.00	Courts	419,835.70
Superior Court-Law Division		Employee Fringe Benefits	5,592,100.00	County Clerk & Register	1,429,653.19
County Courts	3,222,974.00	Other Statutory Expenditures	250,000.00	Surrogate	152,696.11
County District Courts		Ceta & Other Public Employment Programs		Sheriff	251,497.34
Juvenile and Domestic Relations Courts		COUNTY FUNCTIONS TOTAL	139,438,905.05	Other Miscellaneous Revenues	11,714,085.48
Jury Commission and Jurors' Fees	424,711.00	CAPITAL IMPROVEMENTS *MEMO	1,500,000.00	Other Revenues, Revenue Sharing, Tax Effort	
Law Library		DEBT SERVICE		TOTAL	143,057,473.15
Prosecutor's Office	5,355,185.00	Principal Payments	3,061,000.00	Prior Years Surplus Appropriated	15,485,482.00
Surrogate's Office	384,454.00	Interest Payments	2,571,526.18	REVENUES TOTAL	158,542,955.15
Probation Office	2,396,177.00	DEFERRED CHARGES	670,235.30		
County Clerk (Judicial Functions)	789,915.00	RESERVE FOR UNCOLLECTED TAXES			
Sheriff's Office (Judicial Functions)	999,744.00				
Other Judicial					
PUBLIC SAFETY		EXPENDITURES TOTAL	145,741,666.53	CURRENT FINANCES DECEMBER 31,	
County Police	2,355,825.00			ASSETS	
Sheriff's Office	1,550,001.00	CAPITAL DEBT AUTHORIZED, DECEMBER 31,		Cash Dec. 31,	40,704,258.86
Civil Defense and Disaster Control	24,701.00	ISSUED AND UNISSUED GROSS DEBT		Taxes Receivable	
Environmental Inspection and Control		School	10,279,999	Emergencies and Other Deferred Charges	100,000.00
Weights and Measures	55,132.00	Self-liquidating		State Aid Receivable	20,000.00
Correctional and Penal	6,584,404.00	Other	32,708,208	Other Receivable	7,959,586.62
Other Public Safety	6,000.00	Total	42,988,208	TOTAL	48,783,845.48
PUBLIC WORKS				LIABILITIES RESERVES, AND SURPLUS	
Roads and Bridges, Streets, Drainage		ISSUED AND OUTSTANDING		Cash Liabilities	20,561,119.23
State Aid Motor Vehicle Fund		School	8,998,000.00	Reserves For Receivables	4,164,821.61
County Funds	1,920,394.00	Self-liquidating		Surplus Dec. 31,	24,057,904.64
Other Roads and Bridges		Other	19,097,000.00	TOTAL	48,783,845.48
Public Buildings and Grounds	1,914,817.00	Total	28,095,000.00		
Other Public Works	500,389.00	Equalized Valuation Basis for Net Debt Computation	6,943,642,376.00		
HEALTH AND WELFARE		CAPITAL OUTLAY TOTAL	357,179.35		
County Health Department	574,978.00				
Mental Health Activities	12,857,720.00	Public Enterprises			
Tubercular Patient Care		Recreation—Culture	7,651.00		
County Hospitals, Homes	1,173,329.00	Public Works	63,060.00		
County Aid to Hospitals	24,408,321.00	Buildings and Grounds	225,031.35		
Health Clinics	93,387.00	Library and Education	61,437.00		
Mosquito Extermination		Conservation			
Health Services Except Environmental	1,815,000.00	All Other			
County Welfare Board	21,546,080.00				
Child Welfare	1,657,000.00				
Other Welfare Services	44,670.00				
RECREATION AND CONSERVATION					
Parks, Playgrounds, Shade Trees	2,075,119.00				
Land Reclamation and Conservation	298,981.00				
Other Recreational Services					

COUNTY Hudson

COUNTY SEAT Jersey City

Form of Government:* Board of Chosen Freeholders 9 Members

Number of Constituent Municipalities 12

Population Census 1980 556,972

Population Estimated 1984 558,613

Land Area -- Square Miles 46.42

Net Valuation on which County Taxes are Apportioned \$7,334,250,702

Tax Rate per \$100 \$1.089

Tax Levy \$79,888,443.42

Distribution of Ratables:

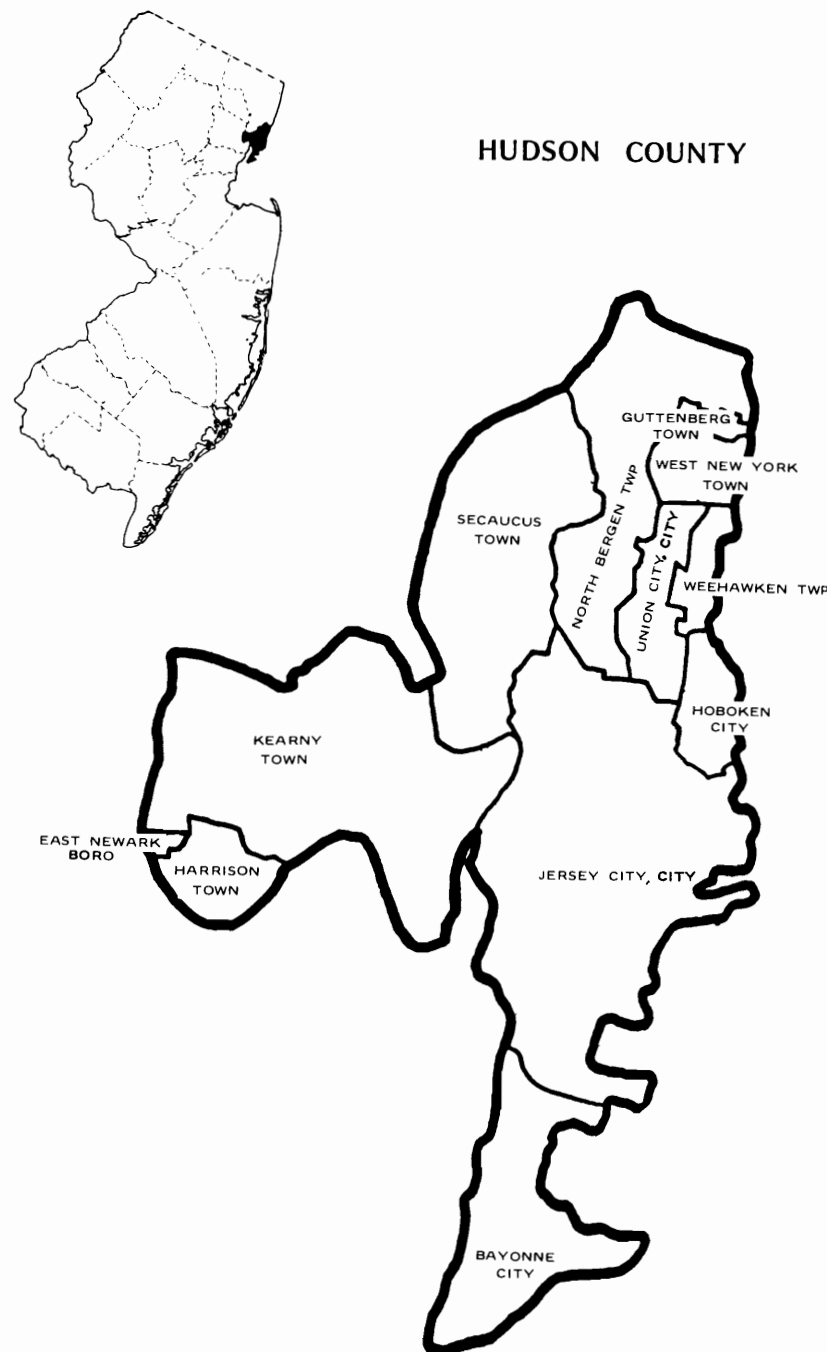
Class	Line Items	Assessed Valuation	% of Valuation
Vacant Land	6,406	166,184,875	4.11
Residential	65,204	1,697,466,730	42.01
Farm	- - -	- - -	- - -
Commercial	10,484	718,242,900	17.78
Industrial	2,880	1,102,770,250	27.29
Apartments	4,786	356,014,040	8.81
TOTAL	89,760	4,040,678,795	100.00

Bond Ratings:

Moody's BAA1

Standard & Poor's A

*County Executive Plan -- Optional County Charter Law-1972



1000

Population 1980 **87,361** Net Valuation Taxable
 Population 1984 **91,800** 2,847,884,945
 S & P Rating Net Valuation on Which County Taxes
 Moody Rating **A1** are apportioned:
 Land Area **429.60** Sq. Miles 3,286,866,432

HUNTERDON COUNTY – Class 3
Form of Government:
Board of Chosen Freeholders
Number of Freeholders on Board – 3

PER CAPITA:
 Gross Debt **297.16**
 Net Debt **294.04**
 Debt Service **30.40**
 Total Tax Levy **162.31**
 County Functions: **213.31**

PER CENT:
 Gross Debt **.88**
 Net Debt **.87**

EXPENDITURES		EXPENDITURES (cont'd.)		REVENUES REALIZED	
GENERAL GOVERNMENT		EDUCATION (excluding schools)		Property Taxes	14,900,000.00
Governing Body and Public Boards	123,625.00	County Superintendent of Schools	112,000.00	Financial Business Tax	
County Clerk	262,850.00	Vocational Schools	29,850.00	Franchise Tax	
Financial Administration	228,390.00	County College		Bank Corp. Tax	
Board of Taxation	70,565.00	County Extension Services	126,565.00	Other Miscellaneous Taxes	
Planning, Housing, Development	142,225.00	Libraries		State Aid Revenues	567,316.70
Human Resources	551,126.00	Other Educational Services	1,316,575.00	Federal Aid Revenues	
Elections	183,650.00	STATUTORY EXPENDITURES		State and Local Fiscal Assistance Act Utilized	814,056.20
General Administration	1,628,627.93	Pensions and F.I.C.A.	1,138,590.00	Institutional Revenues	271,396.85
JUDICIARY		Employee Fringe Benefits	517,743.00	Courts	17,564.20
Superior Court-Law Division	119,240.00	Other Statutory Expenditures	1.00	County Clerk & Register	316,819.43
County Courts	161,249.00	Ceta & Other Public Employment Programs		Surrogate	39,436.64
County District Courts	47,550.00	COUNTY FUNCTIONS TOTAL	16,765,643.13	Sheriff	38,826.72
Juvenile and Domestic Relations Courts		CAPITAL IMPROVEMENTS *MEMO	300,000.00	Other Miscellaneous Revenues	2,145,192.06
Jury Commission and Jurors' Fees	72,370.00	DEBT SERVICE		Other Revenues, Revenue Sharing, Tax Effort	
Law Library	50,575.00	Principal Payments	1,485,000.00	TOTAL	19,110,608.80
Prosecutor's Office	1,243,400.00	Interest Payments	1,305,512.00	Prior Years Surplus Appropriated	2,100,000.00
Surrogate's Office	95,000.00	DEFERRED CHARGES	25,448.86	REVENUES TOTAL	21,210,608.80
Probation Office		RESERVE FOR UNCOLLECTED TAXES			
County Clerk (Judicial Functions)	21,410.00	EXPENDITURES TOTAL	19,581,603.99	CURRENT FINANCES DECEMBER 31,	
Sheriff's Office (Judicial Functions)	49,300.00			ASSETS	
Other Judicial				Cash Dec. 31,	5,451,603.45
PUBLIC SAFETY		CAPITAL DEBT AUTHORIZED, DECEMBER 31,		Taxes Receivable	327,442.31
County Police	388,381.00	ISSUED AND UNISSUED GROSS DEBT	NET DEBT	Emergencies and Other Deferred Charges	5,191.99
Sheriff's Office	362,450.00	School		State Aid Receivable	3,791.15
Civil Defense and Disaster Control	45,935.00	Self-liquidating		Other Receivable	513,571.35
Environmental Inspection and Control		Other	27,279,000	TOTAL	6,301,600.25
Weights and Measures	39,250.00	Total	27,279,000	LIABILITIES RESERVES, AND SURPLUS	
Correctional and Penal	883,400.00			Cash Liabilities	2,139,911.28
Other Public Safety	19,400.00			Reserves For Receivables	731,744.71
PUBLIC WORKS		ISSUED AND OUTSTANDING		Surplus Dec. 31,	3,429,944.26
Roads and Bridges, Streets, Drainage	15,000.00	School		TOTAL	6,301,600.25
State Aid Motor Vehicle Fund		Self-liquidating			
County Funds	2,642,683.00	Other			
Other Roads and Bridges		Total	21,589,000.00		
Public Buildings and Grounds	423,275.00	Equalized Valuation Basis			
Other Public Works	203,490.00	for Net Debt Computation	3,089,785,304.00		
HEALTH AND WELFARE		CAPITAL OUTLAY TOTAL	2,685,749.70		
County Health Department	83,820.00	Public Enterprises			
Mental Health Activities	1,517,463.20	Recreation—Culture	255,896.38		
Tubercular Patient Care		Public Works	2,049,900.62		
County Hospitals, Homes		Buildings and Grounds	379,952.70		
County Aid to Hospitals		Library and Education			
Health Clinics	23,050.00	Conservation			
Mosquito Extermination		All Other			
Health Services Except Environmental	480,996.00				
County Welfare Board	679,373.00				
Child Welfare	352,000.00				
Other Welfare Services	56,000.00				
RECREATION AND CONSERVATION					
Parks, Playgrounds, Shade Trees	4,500.00				
Land Reclamation and Conservation	18,000.00				
Other Recreational Services	234,700.00				

COUNTY Hunterdon

COUNTY SEAT Flemington Borough

Form of Government: Board of Chosen Freeholders 3 Members

Number of Constituent Municipalities 26

Population Census 1980 87,361

Population Estimated 1984 91,800

Land Area -- Square Miles 429.60

Net Valuation on which County Taxes are Apportioned \$3,286,866,432

Tax Rate per \$100 \$.453

Tax Levy \$14,900,000.00

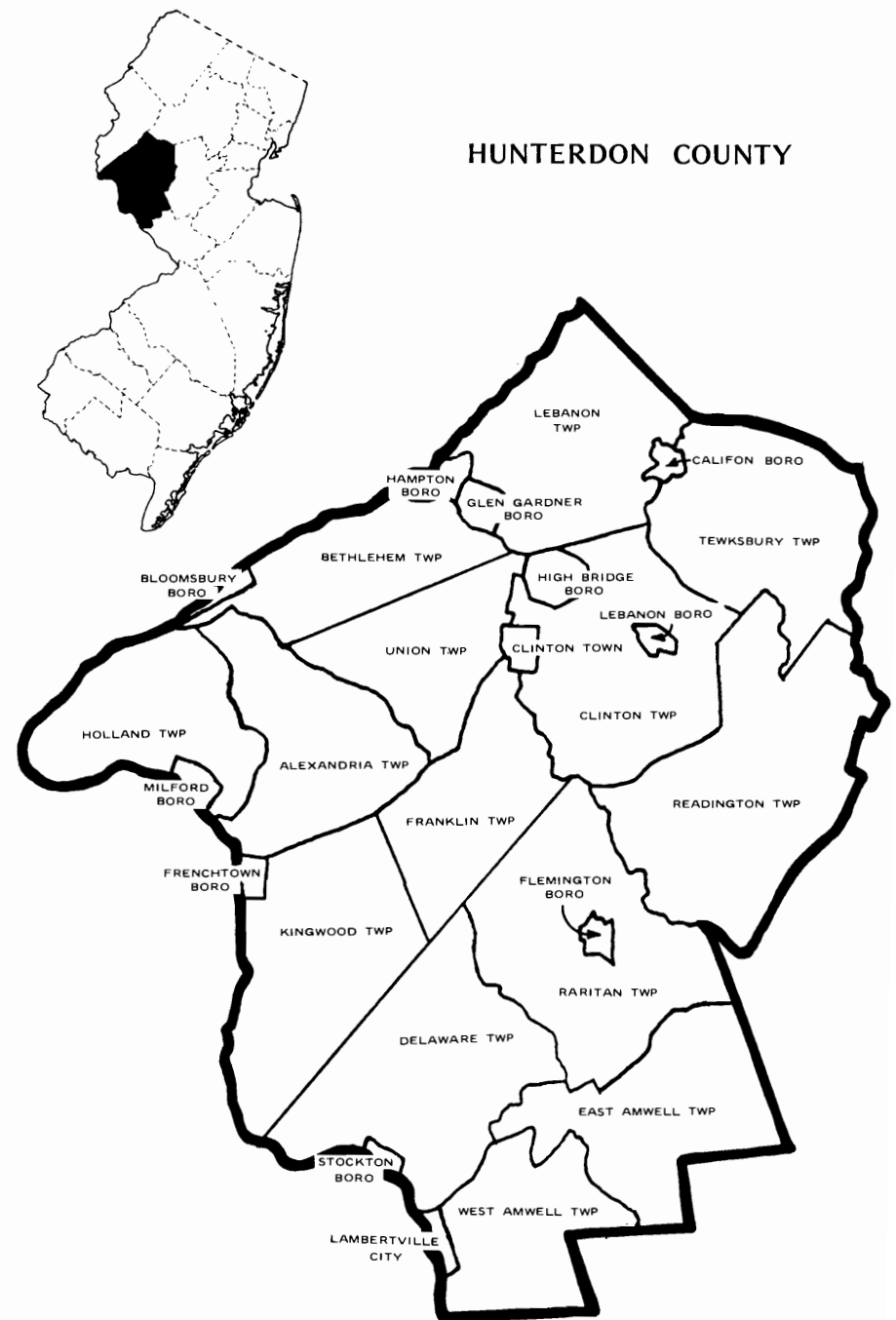
Distribution of Ratables:

Class	Line Items	Assessed Valuation	% of Valuation
Vacant Land	5,569	120,006,620	4.29
Residential	23,693	1,833,271,611	65.58
Farm	8,324	333,667,586	11.94
Commercial	1,583	368,945,889	13.20
Industrial	149	115,570,069	4.13
Apartments	78	23,938,525	.86
TOTAL	39,396	2,795,400,300	100.00

Bond Ratings:

Moody's A1

Standard & Poor's



1100

Population 1980 **307,863**
 Population 1984 **314,654**
 S & P Rating
 Moody Rating **AA1**
 Land Area **226.00** Sq. Miles

Net Valuation Taxable
 4,645,533,661
 Net Valuation on Which County Taxes
 are apportioned:
 7,189,791,875

MERCER COUNTY – Class 2
Form of Government:
County Exec. Plan – (O.C.C.L. – 1972)
Number of Freeholders on Board – 7

PER CAPITA:
 Gross Debt **222.23**
 Net Debt **213.36**
 Debt Service **26.86**
 Total Tax Levy **183.04**
 County Functions: **283.85**

PER CENT:
 Gross Debt **1.02**
 Net Debt **.98**

EXPENDITURES		EXPENDITURES (cont'd.)		REVENUES REALIZED	
GENERAL GOVERNMENT		EDUCATION (excluding schools)		Property Taxes	57,593,286.63
Governing Body and Public Boards	159,770.00	County Superintendent of Schools	85,174.00	Financial Business Tax	
County Clerk	468,181.00	Vocational Schools	2,688,152.00	Franchise Tax	107,730.10
Financial Administration	744,568.00	County College	6,300,000.00	Bank Corp. Tax	
Board of Taxation	96,567.00	County Extension Services	157,889.00	Other Miscellaneous Taxes	
Planning, Housing, Development	664,204.32	Libraries		State Aid Revenues	4,177,995.68
Human Resources	1,189,458.96	Other Educational Services	729,190.00	Federal Aid Revenues	129,179.10
Elections	1,045,260.00	STATUTORY EXPENDITURES		State and Local Fiscal Assistance Act Utilized	3,501,796.73
General Administration	13,834,309.61	Pensions and F.I.C.A.	4,686,614.00	Institutional Revenues	510,026.31
JUDICIARY		Employee Fringe Benefits	2,675,800.00	Courts	147,974.65
Superior Court-Law Division	723,978.00	Other Statutory Expenditures		County Clerk & Register	1,277,848.57
County Courts	392,571.00	Ceta & Other Public Employment Programs	248,261.06	Surrogate	127,551.67
County District Courts		COUNTY FUNCTIONS TOTAL	79,686,666.75	Sheriff	215,109.11
Juvenile and Domestic Relations Courts	145,010.00	CAPITAL IMPROVEMENTS *MEMO	190,000.00	Other Miscellaneous Revenues	17,698,837.35
Jury Commission and Jurors' Fees	35,264.00	DEBT SERVICE		Other Revenues, Revenue Sharing, Tax Effort	
Law Library	28,900.00	Principal Payments	3,852,000.00	TOTAL	85,487,335.90
Prosecutor's Office	2,199,112.00	Interest Payments	4,599,177.26	Prior Years Surplus Appropriated	4,600,000.00
Surrogate's Office	170,152.00			REVENUES TOTAL	90,087,335.90
Probation Office	2,343,661.00	DEFERRED CHARGES	1,177,328.06	CURRENT FINANCES DECEMBER 31,	
County Clerk (Judicial Functions)	798,881.00	RESERVE FOR UNCOLLECTED TAXES		ASSETS	
Sheriff's Office (Judicial Functions)				Cash Dec. 31,	12,061,274.77
Other Judicial		EXPENDITURES TOTAL	89,315,172.07	Taxes Receivable	672,352.68
PUBLIC SAFETY				Emergencies and Other Deferred Charges	21,345.80
County Police	318,391.00	CAPITAL DEBT AUTHORIZED, DECEMBER 31,		State Aid Receivable	2,735,561.02
Sheriff's Office	2,042,693.00	ISSUED AND UNISSUED GROSS DEBT	NET DEBT	Other Receivable	
Civil Defense and Disaster Control	114,077.00	School		TOTAL	15,490,534.27
Environmental Inspection and Control		Self-liquidating		LIABILITIES RESERVES, AND SURPLUS	
Weights and Measures		Other	69,926,786	Cash Liabilities	6,323,509.18
Correctional and Penal	5,410,013.00	Total	69,926,786	Reserves For Receivables	3,298,917.44
Other Public Safety	1,616,186.00			Surplus Dec. 31,	5,868,107.65
PUBLIC WORKS		ISSUED AND OUTSTANDING		TOTAL	15,490,534.27
Roads and Bridges, Streets, Drainage	2,669,376.00	School			
State Aid Motor Vehicle Fund		Self-liquidating			
County Funds	755,746.00	Other	57,137,000.00		
Other Roads and Bridges		Total	57,137,000.00		
Public Buildings and Grounds	2,993,340.80	Equalized Valuation Basis			
Other Public Works	958,854.00	for Net Debt Computation	6,871,586.425.33		
HEALTH AND WELFARE		CAPITAL OUTLAY TOTAL	8,772,262.92		
County Health Department	802,660.00	Public Enterprises			
Mental Health Activities	6,692,224.00	Recreation—Culture	189,809.10		
Tubercular Patient Care		Public Works	2,530,973.10		
County Hospitals, Homes		Buildings and Grounds	5,006,738.74		
County Aid to Hospitals	4,695,765.00	Library and Education	70,850.00		
Health Clinics		Conservation	973,891.98		
Mosquito Extermination	286,156.00	All Other			
Health Services Except Environmental	548,882.00				
County Welfare Board	4,031,882.00				
Child Welfare	98,096.00				
Other Welfare Services	434,150.00				
RECREATION AND CONSERVATION					
Parks, Playgrounds, Shade Trees	2,571,946.00				
Land Reclamation and Conservation					
Other Recreational Services	35,301.00				

COUNTY Mercer

COUNTY SEAT Trenton City

Form of Government: Board of Chosen Freeholders 7 Members

Number of Constituent Municipalities 13

Population Census 1980 307,863

Population Estimated 1984 314,654

Land Area -- Square Miles 226.00

Net Valuation on which County Taxes are Apportioned \$7,189,791,875

Tax Rate per \$100 \$.801

Tax Levy \$57,593,286.63

Distribution of Ratables:

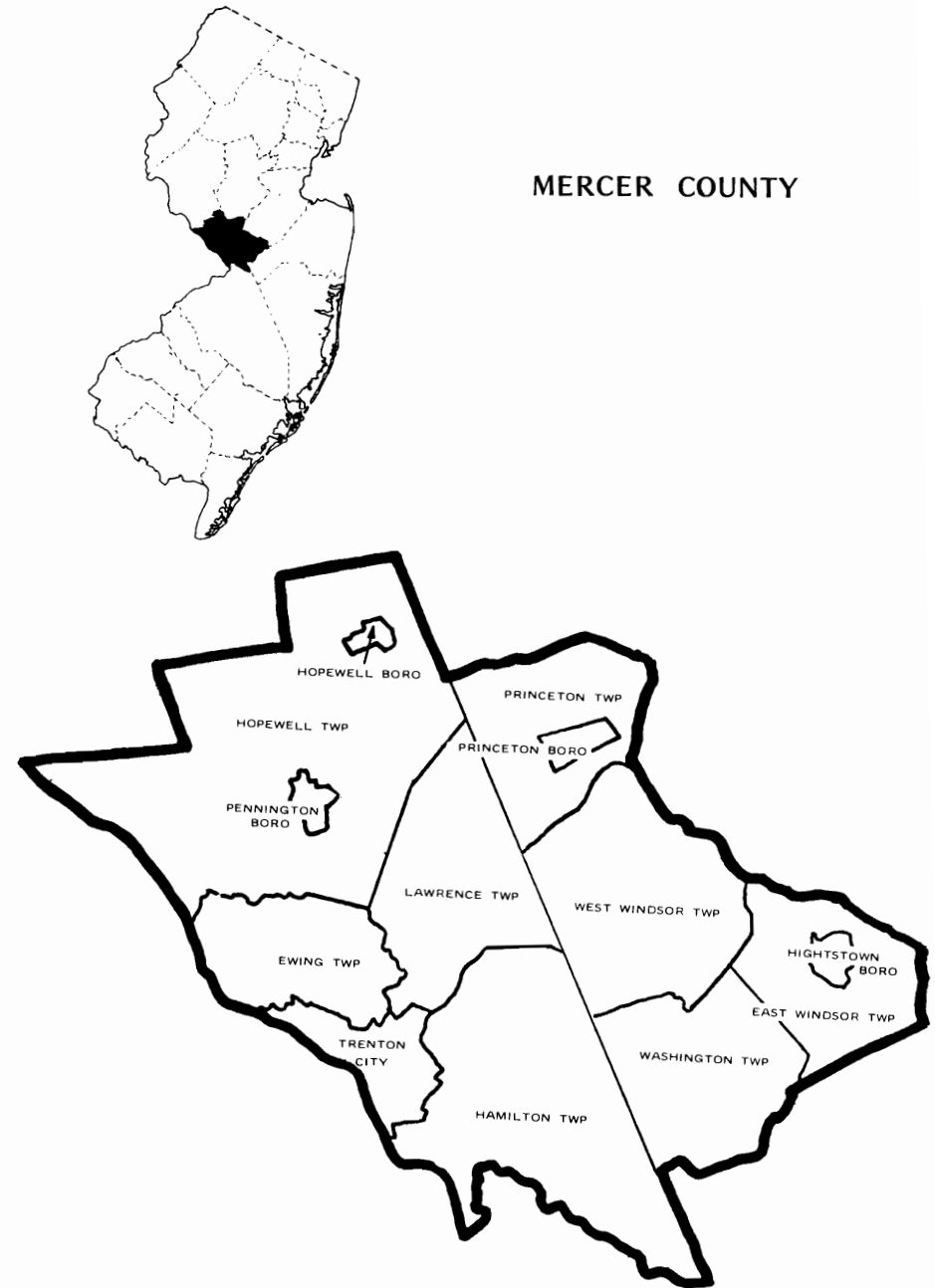
Class	Line Items	Assessed Valuation	% of Valuation
Vacant Land	7,554	131,218,991	2.89
Residential	77,716	3,108,565,355	68.37
Farm	2,673	98,290,810	2.16
Commercial	5,464	776,077,670	17.07
Industrial	402	259,403,588	5.70
Apartments	318	173,073,560	3.81
TOTAL	94,127	4,546,629,974	100.00

Bond Ratings:

Moody's AA1

Standard & Poor's

*County Executive Plan -- Optional County Charter Law-1972



1200
 Population 1980 **595,893**
 Population 1984 **617,757**
 S & P Rating **AA**
 Moody Rating **AAA**
 Land Area **311.00** Sq. Miles 18,649,402,409

Net Valuation Taxable
 12,712,430,366
 Net Valuation on Which County Taxes
 are apportioned:

MIDDLESEX COUNTY – Class 2
Form of Government:
Board of Chosen Freeholders
Number of Freeholders on Board – 7

PER CAPITA:
 Gross Debt **275.79**
 Net Debt **248.99**
 Debt Service **28.63**
 Total Tax Levy **182.03**
 County Functions: **250.83**

PER CENT:
 Gross Debt **1.06**
 Net Debt **.95**

EXPENDITURES		EXPENDITURES (cont'd.)		REVENUES REALIZED	
GENERAL GOVERNMENT					
Governing Body and Public Boards	426,081.00	EDUCATION (excluding schools)		Property Taxes	112,452,800.00
County Clerk	525,453.00	County Superintendent of Schools	160,805.00	Financial Business Tax	
Financial Administration	625,672.75	Vocational Schools	10,847,614.00	Franchise Tax	
Board of Taxation	145,282.00	County College	7,682,511.00	Bank Corp. Tax	
Planning, Housing, Development	594,843.00	County Extension Services	122,244.00	Other Miscellaneous Taxes	
Human Resources	755,946.00	Libraries		State Aid Revenues	8,570,917.82
Elections	1,192,740.00	Other Educational Services	515,980.00	Federal Aid Revenues	1,531,195.34
General Administration	11,566,954.72	STATUTORY EXPENDITURES		State and Local Fiscal Assistance Act Utilized	5,264,000.00
JUDICIARY		Pensions and F.I.C.A.	9,115,448.00	Institutional Revenues	15,350,208.17
Superior Court-Law Division		Employee Fringe Benefits	4,755,000.00	Courts	717,592.98
County Courts	2,971,659.00	Other Statutory Expenditures		County Clerk & Register	2,738,077.94
County District Courts		Ceta & Other Public Employment Programs	356,892.00	Surrogate	163,757.66
Juvenile and Domestic Relations Courts		COUNTY FUNCTIONS TOTAL	136,722,773.15	Sheriff	318,263.21
Jury Commission and Jurors' Fees	311,675.00	CAPITAL IMPROVEMENTS *MEMO	551,000.00	Other Miscellaneous Revenues	9,692,687.89
Law Library	128,000.00	DEBT SERVICE		Other Revenues, Revenue Sharing, Tax Effort	
Prosecutor's Office	4,594,317.00	Principal Payments	10,030,000.00	TOTAL	156,799,501.01
Surrogate's Office	217,760.00	Interest Payments	7,657,454.00	Prior Years Surplus Appropriated	3,000,000.00
Probation Office	4,023,480.00			REVENUES TOTAL	159,799,501.01
County Clerk (Judicial Functions)	1,565,284.00	DEFERRED CHARGES	542,408.17		
Sheriff's Office (Judicial Functions)	2,006,920.00	RESERVE FOR UNCOLLECTED TAXES			
Other Judicial					
PUBLIC SAFETY		EXPENDITURES TOTAL	154,952,635.32	CURRENT FINANCES DECEMBER 31,	
County Police	249,104.00			ASSETS	
Sheriff's Office	2,071,013.00	CAPITAL DEBT AUTHORIZED, DECEMBER 31,		Cash Dec. 31,	16,940,514.20
Civil Defense and Disaster Control	58,991.00	ISSUED AND UNISSUED GROSS DEBT		Taxes Receivable	1,492,119.19
Environmental Inspection and Control		School		Emergencies and Other Deferred Charges	15,000.00
Weights and Measures	222,092.00	Self-liquidating	170,372,833	State Aid Receivable	67,725.00
Correctional and Penal	7,760,055.00	Other	153,812,235	Other Receivable	503,251.44
Other Public Safety		Total	170,372,833	TOTAL	19,018,609.83
PUBLIC WORKS				LIABILITIES RESERVES, AND SURPLUS	
Roads and Bridges, Streets, Drainage		ISSUED AND OUTSTANDING		Cash Liabilities	10,985,324.78
State Aid Motor Vehicle Fund		School		Reserves For Receivables	1,995,370.63
County Funds	1,655,712.00	Self-liquidating		Surplus Dec. 31,	6,037,914.42
Other Roads and Bridges		Other		TOTAL	19,018,609.83
Public Buildings and Grounds	3,154,920.00	Total	127,270,000.00		
Other Public Works	3,113,230.00	Equalized Valuation Basis for Net Debt Computation	16,129,710,071.00		
HEALTH AND WELFARE		CAPITAL OUTLAY TOTAL	20,126,752.93		
County Health Department	1,450,298.00				
Mental Health Activities	10,868,144.00	Public Enterprises			
Tubercular Patient Care	10,000.00	Recreation—Culture	65,788.64		
County Hospitals, Homes	22,000.00	Public Works	10,008,675.19		
County Aid to Hospitals	23,131,742.00	Buildings and Grounds	1,892,128.73		
Health Clinics	142,630.00	Library and Education	8,160,160.37		
Mosquito Extermination	792,000.00	Conservation			
Health Services Except Environmental	977,960.68	All Other			
County Welfare Board	7,991,319.00				
Child Welfare	866,750.00				
Other Welfare Services	483,625.00				
RECREATION AND CONSERVATION					
Parks, Playgrounds, Shade Trees	6,133,297.00				
Land Reclamation and Conservation	359,329.00				
Other Recreational Services					

COUNTY Middlesex

COUNTY SEAT New Brunswick City

Form of Government: Board of Chosen Freeholders 7 Members

Number of Constituent Municipalities 25

Population Census 1980 595,893

Population Estimated 1984 617,757

Land Area -- Square Miles 311.00

Net Valuation on which County Taxes are Apportioned \$18,549,402,409

Tax Rate per \$100 \$.606

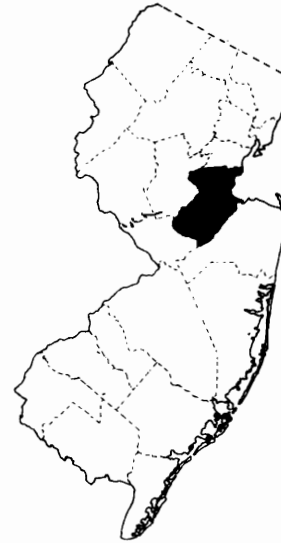
Tax Levy \$112,452,800.00

Distribution of Ratables:

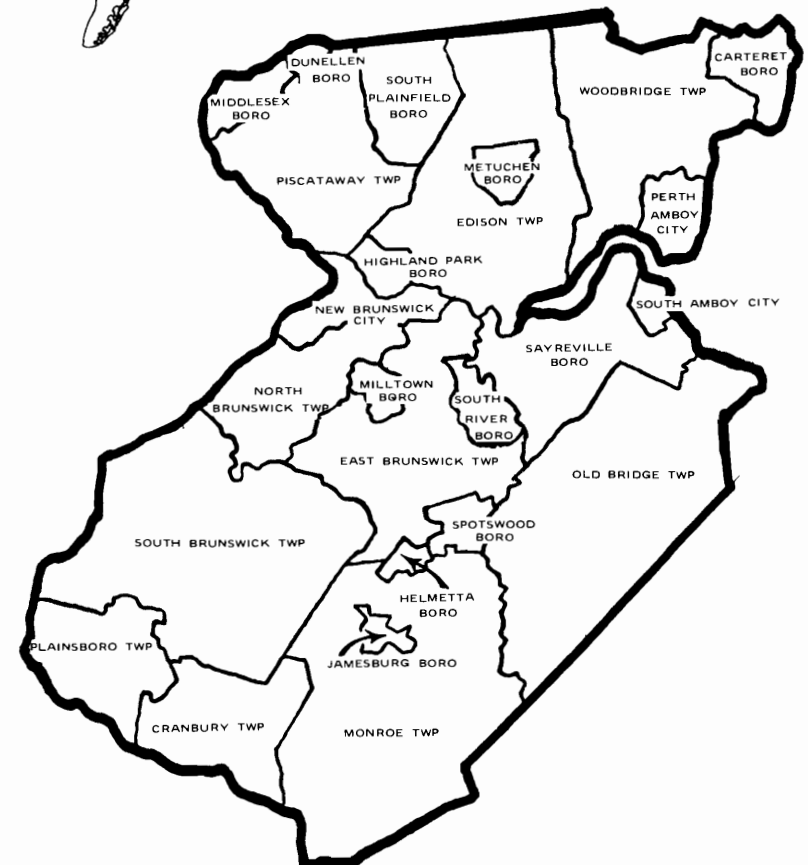
Class	Line Items	Assessed Valuation	% of Valuation
Vacant Land	20,481	469,443,500	3.76
Residential	144,792	7,380,640,900	59.15
Farm	2,099	65,317,100	.52
Commercial	7,049	1,407,252,100	11.28
Industrial	1,959	2,467,720,500	19.77
Apartments	627	688,491,300	5.52
TOTAL	177,007	12,478,865,400	100.00

AAA

AA



MIDDLESEX COUNTY



1300

Population 1980 **503,173**
 Population 1984 **522,529**
 S & P Rating **AA-**
 Moody Rating **AA**
 Land Area **471.57** Sq. Miles **14,374,623,778**

Net Valuation Taxable
 12,512,454,299
 Net Valuation on Which County Taxes
 are apportioned:

MONMOUTH COUNTY – Class 5
Form of Government:
Board of Chosen Freeholders
Number of Freeholders on Board – 5

PER CAPITA:
 Gross Debt **149.73**
 Net Debt **138.62**
 Debt Service **14.27**
 Total Tax Levy **147.49**
 County Functions: **208.20**

PER CENT:
 Gross Debt **.56**
 Net Debt **.52**

EXPENDITURES		EXPENDITURES (cont'd.)		REVENUES REALIZED	
GENERAL GOVERNMENT		EDUCATION (excluding schools)		Property Taxes	77,065,967.79
Governing Body and Public Boards	428,958.71	County Superintendent of Schools	171,894.00	Financial Business Tax	
County Clerk	812,041.00	Vocational Schools	4,051,242.00	Franchise Tax	211,984.82
Financial Administration	313,246.75	County College	8,395,788.00	Bank Corp. Tax	
Board of Taxation	154,007.00	County Extension Services	155,493.00	Other Miscellaneous Taxes	
Planning, Housing, Development	505,705.00	Libraries		State Aid Revenues	6,546,786.53
Human Resources	2,158,196.82	Other Educational Services	383,100.00	Federal Aid Revenues	716,316.67
Elections	1,031,992.00	STATUTORY EXPENDITURES		State and Local Fiscal Assistance Act Utilized	3,832,130.95
General Administration	16,022,988.95	Pensions and F.I.C.A.	5,130,288.09	Institutional Revenues	4,779,633.45
JUDICIARY		Employee Fringe Benefits	2,545,260.00	Courts	442,027.32
Superior Court-Law Division		Other Statutory Expenditures	194,246.00	County Clerk & Register	2,941,832.24
County Courts	1,977,463.60	Ceta & Other Public Employment Programs	674,423.02	Surrogate	208,676.59
County District Courts		COUNTY FUNCTIONS TOTAL	101,335,914.37	Sheriff	402,306.48
Juvenile and Domestic Relations Courts		CAPITAL IMPROVEMENTS *MEMO	1,648,000.00	Other Miscellaneous Revenues	13,636,506.62
Jury Commission and Jurors' Fees	93,823.00	DEBT SERVICE		Other Revenues, Revenue Sharing, Tax Effort	
Law Library	26,500.00	Principal Payments	4,293,000.00	TOTAL	110,784,169.46
Prosecutor's Office	3,856,236.00	Interest Payments	3,163,979.59	Prior Years Surplus Appropriated	6,000,000.00
Surrogate's Office	319,462.00	DEFERRED CHARGES		REVENUES TOTAL	116,784,169.46
Probation Office	2,606,861.00	RESERVE FOR UNCOLLECTED TAXES		CURRENT FINANCES DECEMBER 31,	
County Clerk (Judicial Functions)	853,203.00	EXPENDITURES TOTAL	108,792,893.96	ASSETS	
Sheriff's Office (Judicial Functions)	738,575.00	CAPITAL DEBT AUTHORIZED, DECEMBER 31,		Cash Dec. 31,	22,173,584.73
Other Judicial		ISSUED AND UNISSUED GROSS DEBT	NET DEBT	Taxes Receivable	1,542,861.70
PUBLIC SAFETY		School		Emergencies and Other Deferred Charges	
County Police	850,554.00	Self-liquidating		State Aid Receivable	1,877,946.66
Sheriff's Office	861,315.00	Other	78,238,199	Other Receivable	25,594,393.09
Civil Defense and Disaster Control	68,807.00	Total	78,238,199	TOTAL	
Environmental Inspection and Control		ISSUED AND OUTSTANDING		LIABILITIES RESERVES, AND SURPLUS	14,483,819.74
Weights and Measures	156,309.00	School		Cash Liabilities	3,391,808.36
Correctional and Penal	4,990,143.20	Self-liquidating		Reserves For Receivables	7,718,764.99
Other Public Safety	181,536.00	Other		Surplus Dec. 31,	25,594,393.09
PUBLIC WORKS		Total	62,137,755.56	TOTAL	
Roads and Bridges, Streets, Drainage	28,000.00	Equalized Valuation Basis	13,883,483,032.00		
State Aid Motor Vehicle Fund		CAPITAL OUTLAY TOTAL	16,753,553.31		
County Funds	6,003,763.00	Public Enterprises			
Other Roads and Bridges		Recreation—Culture	2,355,147.38		
Public Buildings and Grounds	110,704.00	Public Works	3,879,520.66		
Other Public Works	6,224,696.35	Buildings and Grounds	9,768,270.00		
HEALTH AND WELFARE		Library and Education	650,385.19		
County Health Department	1,253,282.00	Conservation	100,230.08		
Mental Health Activities	7,409,314.00	All Other			
Tubercular Patient Care	3,920.00				
County Hospitals, Homes	4,073,765.00				
County Aid to Hospitals					
Health Clinics	203,283.00				
Mosquito Extermination	454,486.00				
Health Services Except Environmental	386,313.04				
County Welfare Board	4,300,573.52				
Child Welfare	112,700.00				
Other Welfare Services	604,800.00				
RECREATION AND CONSERVATION					
Parks, Playgrounds, Shade Trees	8,034,519.00				
Land Reclamation and Conservation	1,418,953.65				
Other Recreational Services	3,183.67				

COUNTY Monmouth

COUNTY SEAT Freehold Borough

Form of Government: Board of Chosen Freeholders 5 Members

Number of Constituent Municipalities 53

Population Census 1980 503,173

Population Estimated 1984 522,529

Land Area -- Square Miles 471.57

Net Valuation on which County Taxes are Apportioned \$14,374,623,778

Tax Rate per \$100 \$.536

Tax Levy \$77,065,967.79

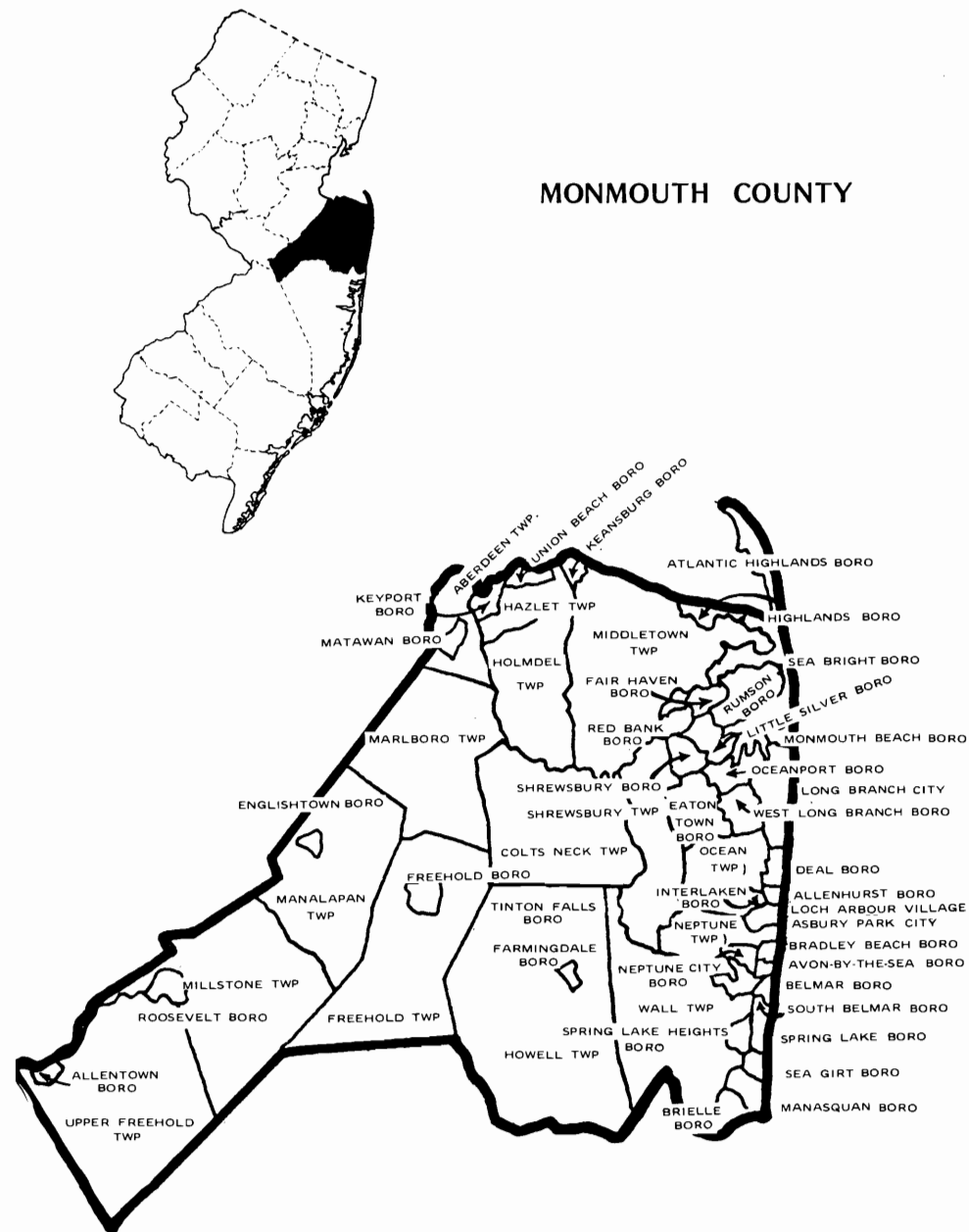
Distribution of Ratables:

Class	Line Items	Assessed Valuation	% of Valuation
Vacant Land	21,444	454,621,510	3.69
Residential	138,370	9,156,166,521	74.38
Farm	5,447	213,943,584	1.74
Commercial	7,293	1,638,157,630	13.31
Industrial	449	412,044,693	3.35
Apartments	1,170	435,544,830	3.53
TOTAL	174,173	12,310,478,768	100.00

Bond Ratings:

Moody's AA

Standard & Poor's AA-



1400
 Population 1980 **407,630**
 Population 1984 **417,137**
 S & P Rating **AAA**
 Moody Rating **AAA**
 Land Area **470.24** Sq. Miles 17,184,198,434
 Net Valuation Taxable 11,759,368,803
 Net Valuation on Which County Taxes are apportioned:

MORRIS COUNTY – Class 2
Form of Government:
Board of Chosen Freeholders
Number of Freeholders on Board – 7

PER CAPITA:
 Gross Debt **190.10**
 Net Debt **190.08**
 Debt Service **21.69**
 Total Tax Levy **149.75**
 County Functions: **217.66**
 PER CENT:
 Gross Debt **.51**
 Net Debt **.51**

EXPENDITURES		EXPENDITURES (cont'd.)		REVENUES REALIZED	
GENERAL GOVERNMENT		EDUCATION (excluding schools)		Property Taxes	62,464,401.34
Governing Body and Public Boards	448,445.00	County Superintendent of Schools	138,350.00	Financial Business Tax	
County Clerk	562,495.00	Vocational Schools	1,816,096.00	Franchise Tax	
Financial Administration	521,650.00	County College	4,755,575.00	Bank Corp. Tax	
Board of Taxation	106,555.00	County Extension Services	224,160.00	Other Miscellaneous Taxes	
Planning, Housing, Development	651,408.00	Libraries	1,194,669.00	State Aid Revenues	3,322,979.20
Human Resources	982,750.00	Other Educational Services	1,437,365.00	Federal Aid Revenues	92,330.07
Elections	1,076,610.00	STATUTORY EXPENDITURES		State and Local Fiscal Assistance Act Utilized	2,558,730.76
General Administration	7,900,808.51	Pensions and F.I.C.A.	4,876,849.06	Institutional Revenues	9,294,819.31
JUDICIARY		Employee Fringe Benefits	3,250,000.00	Courts	114,634.70
Superior Court-Law Division	976,100.00	Other Statutory Expenditures	75,000.00	County Clerk & Register	2,912,056.03
County Courts	70,500.00	Ceta & Other Public Employment Programs	92,330.07	Surrogate	135,497.19
County District Courts	291,510.00	COUNTY FUNCTIONS TOTAL	81,745,909.64	Sheriff	266,319.01
Juvenile and Domestic Relations Courts	399,110.00	CAPITAL IMPROVEMENTS *MEMO	850,000.00	Other Miscellaneous Revenues	8,355,267.29
Jury Commission and Jurors' Fees	185,720.00	DEBT SERVICE		Other Revenues, Revenue Sharing, Tax Effort	
Law Library	73,695.00	Principal Payments	4,921,000.00	TOTAL	89,517,034.90
Prosecutor's Office	2,683,860.00	Interest Payments	4,126,430.20	Prior Years Surplus Appropriated	9,925,000.00
Surrogate's Office	266,355.00	DEFERRED CHARGES		REVENUES TOTAL	99,442,034.90
Probation Office	2,475,843.00	RESERVE FOR UNCOLLECTED TAXES		CURRENT FINANCES DECEMBER 31,	
County Clerk (Judicial Functions)	790,762.00	EXPENDITURES TOTAL	90,793,339.84	ASSETS	
Sheriff's Office (Judicial Functions)				Cash Dec. 31,	21,718,759.69
Other Judicial				Taxes Receivable	490,610.05
PUBLIC SAFETY		CAPITAL DEBT AUTHORIZED, DECEMBER 31,		Emergencies and Other Deferred Charges	1,200,000.00
County Police	84,280.00	ISSUED AND UNISSUED GROSS DEBT	NET DEBT	State Aid Receivable	
Sheriff's Office	2,636,031.00	School		Other Receivable	35,000.00
Civil Defense and Disaster Control	147,975.00	Self-liquidating	79,299,000	TOTAL	23,444,369.74
Environmental Inspection and Control	1,500.00	Other	79,289,421	LIABILITIES RESERVES, AND SURPLUS	
Weights and Measures	120,390.00	Total	79,289,421	Cash Liabilities	10,120,119.81
Correctional and Penal	2,421,432.00			Reserves For Receivables	525,610.05
Other Public Safety	118,900.00			Surplus Dec. 31,	12,798,639.88
PUBLIC WORKS		ISSUED AND OUTSTANDING		TOTAL	23,444,369.74
Roads and Bridges, Streets, Drainage	1,693,865.00	School			
State Aid Motor Vehicle Fund		Self-liquidating	65,427,000.00		
County Funds	4,422,615.00	Other	65,427,000.00		
Other Roads and Bridges		Total			
Public Buildings and Grounds	3,230,935.00				
Other Public Works	153,700.00	Equalized Valuation Basis for Net Debt Computation	15,560,627,827.66		
HEALTH AND WELFARE		CAPITAL OUTLAY TOTAL	7,307,171.92		
County Health Department	284,810.00				
Mental Health Activities	6,516,860.00	Public Enterprises			
Tubercular Patient Care		Recreation—Culture			
County Hospitals, Homes		Public Works	2,984,665.59		
County Aid to Hospitals	772,853.00	Buildings and Grounds	2,260,439.56		
Health Clinics	40,000.00	Library and Education	2,051,953.52		
Mosquito Extermination		Conservation	10,113.25		
Health Services Except Environmental	170,015.00	All Other			
County Welfare Board	1,807,973.00				
Child Welfare	976,705.00				
Other Welfare Services	12,322,575.00				
RECREATION AND CONSERVATION					
Parks, Playgrounds, Shade Trees	5,497,925.00				
Land Reclamation and Conservation					
Other Recreational Services					

COUNTY Morris

COUNTY SEAT Morristown Town

Form of Government: Board of Chosen Freeholders 7 Members

Number of Constituent Municipalities 39

Population Census 1980 407,630

Population Estimated 1984 417,137

Land Area -- Square Miles 470.24

Net Valuation on which County Taxes are Apportioned \$17,184,198,434

Tax Rate per \$100 \$.363

Tax Levy \$62,464,401.34

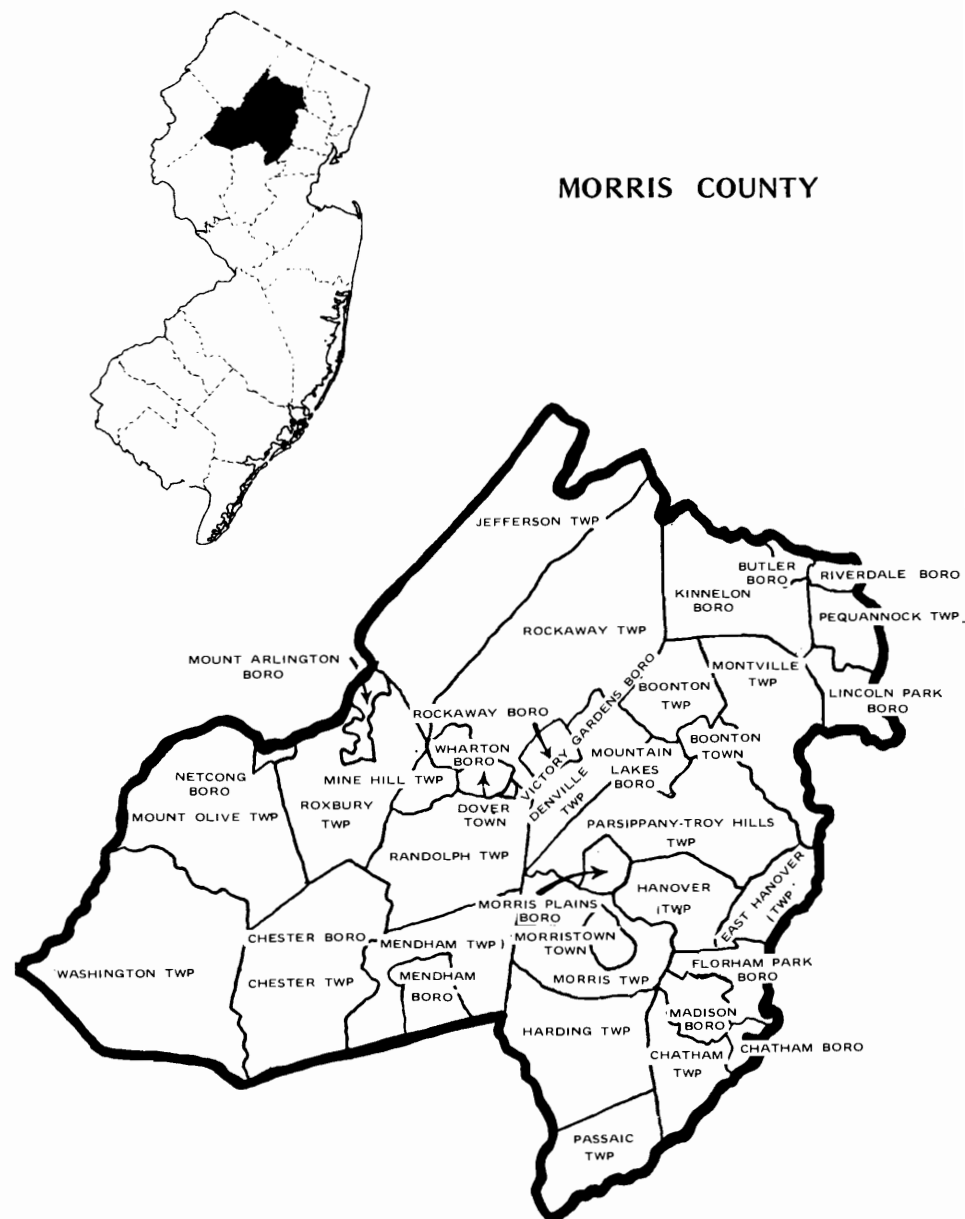
Distribution of Ratables:

Class	Line Items	Assessed Valuation	% of Valuation
Vacant Land	16,693	552,775,469	4.79
Residential	109,445	7,614,318,791	65.98
Farm	1,935	77,258,851	.67
Commercial	4,736	1,881,800,551	16.31
Industrial	767	971,305,365	8.42
Apartments	291	442,230,656	3.83
TOTAL	133,867	11,539,689,683	100.00

Bond Ratings:

Moody's AAA

Standard & Poor's AAA



1500

Population 1980 **346,038**
 Population 1984 **371,254**
 S & P Rating **A+**
 Moody Rating **AAA**
 Land Area **637.09** Sq. Mile: **12,422,213,490**

Net Valuation Taxable
 10,609,166,518
 Net Valuation on Which County Taxes
 are apportioned:

OCEAN COUNTY – Class 5**Form of Government:****Board of Chosen Freeholders****Number of Freeholders on Board – 5****PER CAPITA:**

Gross Debt **177.97**
 Net Debt **177.97**
 Debt Service **18.64**
 Total Tax Levy **146.46**
 County Functions: **199.22**

PER CENT:

Gross Debt **.55**
 Net Debt **.55**

EXPENDITURES		EXPENDITURES (cont'd.)		REVENUES REALIZED	
GENERAL GOVERNMENT		EDUCATION (excluding schools)		Property Taxes	
Governing Body and Public Boards	254,278.50	County Superintendent of Schools	119,000.00	54,373,065.00	
County Clerk	696,500.00	Vocational Schools	4,142,134.00	Financial Business Tax	
Financial Administration	510,821.00	County College	4,449,262.00	Franchise Tax	
Board of Taxation	157,550.00	County Extension Services	198,830.00	Bank Corp. Tax	
Planning, Housing, Development	447,500.00	Libraries		Other Miscellaneous Taxes	
Human Resources	2,194,323.00	Other Educational Services	287,641.75	State Aid Revenues	4,374,427.62
Elections	894,870.00	STATUTORY EXPENDITURES		Federal Aid Revenues	661,292.03
General Administration	5,941,537.71	Pensions and F.I.C.A.	4,005,532.00	State and Local Fiscal Assistance Act Utilized	4,548,476.08
JUDICIARY		Employee Fringe Benefits	1,660,000.00	Institutional Revenues	
Superior Court-Law Division	1,160,750.00	Other Statutory Expenditures	150,000.00	Courts	223,742.77
County Courts	212,429.00	Ceta & Other Public Employment Programs	630,000.00	County Clerk & Register	2,324,659.12
County District Courts	297,500.00	COUNTY FUNCTIONS TOTAL		Surrogate	216,128.71
Juvenile and Domestic Relations Courts	38,315.00	CAPITAL IMPROVEMENTS	2,000,000.00	Sheriff	374,087.39
Jury Commission and Jurors' Fees	129,850.00	DEBT SERVICE		Other Miscellaneous Revenues	8,201,253.77
Law Library	32,000.00	Principal Payments	2,750,000.00	Other Revenues, Revenue Sharing, Tax Effort	
Prosecutor's Office	2,075,071.00	Interest Payments	4,169,972.50	TOTAL	75,297,132.49
Surrogate's Office	243,585.00	DEFERRED CHARGES	1,276,012.76	Prior Years Surplus Appropriated	2,100,000.00
Probation Office	1,769,408.00	RESERVE FOR UNCOLLECTED TAXES		REVENUES TOTAL	77,397,132.49
County Clerk (Judicial Functions)		EXPENDITURES TOTAL	73,959,741.35	CURRENT FINANCES DECEMBER 31,	
Sheriff's Office (Judicial Functions)				ASSETS	
Other Judicial	7,000.00			Cash Dec. 31,	14,683,516.74
PUBLIC SAFETY				Taxes Receivable	874,184.06
County Police	2,026,758.00	CAPITAL DEBT AUTHORIZED, DECEMBER 31,		Emergencies and Other Deferred Charges	100,000.00
Sheriff's Office	2,668,647.00	ISSUED AND UNISSUED		State Aid Receivable	
Civil Defense and Disaster Control		School		Other Receivable	2,846,948.63
Environmental Inspection and Control	523,225.00	Self-liquidating		TOTAL	18,504,649.43
Weights and Measures	138,000.00	Other	66,072,146	LIABILITIES RESERVES, AND SURPLUS	
Correctional and Penal	3,126,725.00	Total	66,072,146	Cash Liabilities	9,538,912.12
Other Public Safety	59,000.00			Reserves For Receivables	3,721,132.69
PUBLIC WORKS				Surplus Dec. 31,	5,244,604.62
Roads and Bridges, Streets, Drainage	7,600,124.67	ISSUED AND OUTSTANDING		TOTAL	18,504,649.43
State Aid Motor Vehicle Fund,		School			
County Funds	845,900.00	Self-liquidating			
Other Roads and Bridges	602,960.76	Other	48,925,000.00		
Public Buildings and Grounds	2,501,475.00	Total	48,925,000.00		
Other Public Works	1,236,802.70	Equalized Valuation Basis •			
HEALTH AND WELFARE		for Net Debt Computation	12,075,733,509.33		
County Health Department	717,720.00	CAPITAL OUTLAY TOTAL	11,871,561.86		
Mental Health Activities	2,334,800.00	Public Enterprises			
Tubercular Patient Care		Recreation—Culture	606,769.14		
County Hospitals, Homes		Public Works	9,614,592.06		
County Aid to Hospitals	150,000.00	Buildings and Grounds	1,575,180.48		
Health Clinics		Library and Education	75,020.18		
Mosquito Extermination	600,000.00	Conservation			
Health Services Except Environmental	414,600.00	All Other			
County Welfare Board	5,441,917.75				
Child Welfare	436,500.00				
Other Welfare Services	92,500.00				
RECREATION AND CONSERVATION					
Parks, Playgrounds, Shade Trees	1,154,780.00				
Land Reclamation and Conservation	79,100.00				
Other Recreational Services	306,532.25				

COUNTY Ocean

COUNTY SEAT Toms River

Form of Government: Board of Chosen Freeholders 5 Members

Number of Constituent Municipalities 33

Population Census 1980 346,038

Population Estimated 1984 371,254

Land Area -- Square Miles 637.09

Net Valuation on which County Taxes are Apportioned \$12,422,213,490

Tax Rate per \$100 \$.437

Tax Levy \$54,373,065.00

Distribution of Ratables:

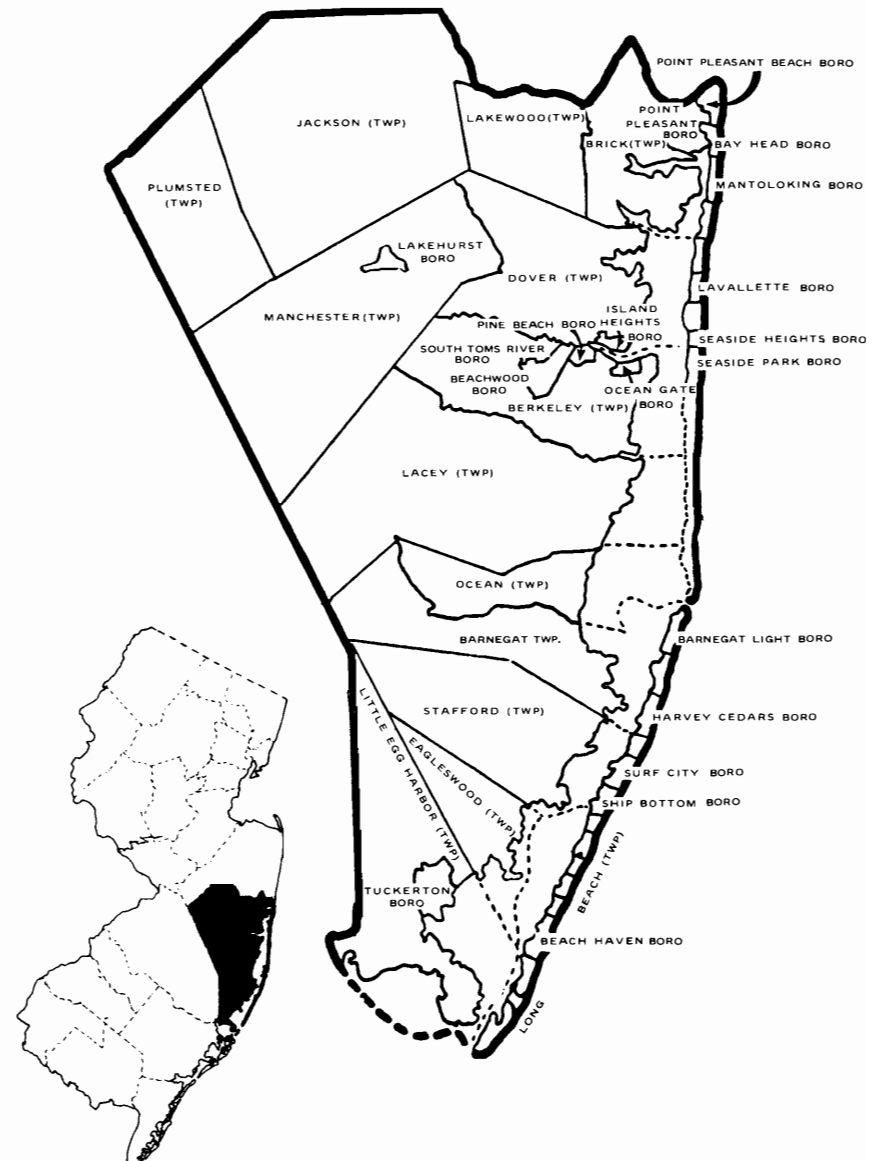
Class	Line Items	Assessed Valuation	% of Valuation
Vacant Land	65,913	720,199,517	6.88
Residential	150,948	8,209,437,528	78.40
Farm	975	34,022,435	.32
Commercial	4,895	1,039,216,430	9.92
Industrial	172	123,659,650	1.18
Apartments	581	345,084,396	3.30
TOTAL	223,484	10,471,619,956	100.00

Bond Ratings:

Moody's AAA

Standard & Poor's A+

OCEAN COUNTY



1600

Population 1980 **447,585**
 Population 1984 **457,675**
 S & P Rating
 Moody Rating **AA**
 Land Area **192.01** Sq. Miles **10,152,092,144**

Net Valuation Taxable
 5,302,706,831
 Net Valuation on Which County Taxes
 are apportioned:

PASSAIC COUNTY – Class 2
Form of Government:
Board of Chosen Freeholders
Number of Freeholders on Board – 7

PER CAPITA:
 Gross Debt **161.94**
 Net Debt **154.20**
 Debt Service **19.38**
 Total Tax Levy **140.63**
 County Functions: **224.89**

PER CENT:
 Gross Debt **.76**
 Net Debt **.72**

EXPENDITURES		EXPENDITURES (cont'd.)		REVENUES REALIZED	
GENERAL GOVERNMENT		EDUCATION (excluding schools)		Property Taxes	64,361,778.36
Governing Body and Public Boards	282,957.00	County Superintendent of Schools	163,600.00	Financial Business Tax	
County Clerk	793,600.00	Vocational Schools	2,750,000.00	Franchise Tax	
Financial Administration	748,800.00	County College	3,535,123.00	Bank Corp. Tax	
Board of Taxation	155,400.00	County Extension Services	100,500.00	Other Miscellaneous Taxes	
Planning, Housing, Development	326,400.00	Libraries		State Aid Revenues	7,164,167.40
Human Resources	3,609,158.06	Other Educational Services	133,000.00	Federal Aid Revenues	393,000.00
Elections	885,100.00	STATUTORY EXPENDITURES		State and Local Fiscal Assistance Act Utilized	4,987,447.53
General Administration	9,657,000.00	Pensions and F.I.C.A.	7,568,100.00	Institutional Revenues	10,596,189.03
JUDICIARY		Employee Fringe Benefits	4,058,850.00	Courts	220,087.37
Superior Court-Law Division	1,175,702.00	Other Statutory Expenditures	385,000.00	County Clerk & Register	1,429,208.14
County Courts	145,400.00	Ceta & Other Public Employment Programs	300,000.00	Surrogate	152,588.22
County District Courts	968,538.00	COUNTY FUNCTIONS TOTAL	94,012,221.93	Sheriff	317,074.52
Juvenile and Domestic Relations Courts	1,168,463.00	CAPITAL IMPROVEMENTS *MEMO	300,000.00	Other Miscellaneous Revenues	12,084,946.27
Jury Commission and Jurors' Fees	436,893.00	DEBT SERVICE		Other Revenues, Revenue Sharing, Tax Effort	
Law Library	117,563.00	Principal Payments	4,635,000.00	TOTAL	101,706,486.84
Prosecutor's Office	3,815,000.00	Interest Payments	4,235,959.40	Prior Years Surplus Appropriated	4,322,978.00
Surrogate's Office	385,336.00			REVENUES TOTAL	106,029,464.84
Probation Office	4,215,326.00	DEFERRED CHARGES	43,551.09	CURRENT FINANCES DECEMBER 31,	
County Clerk (Judicial Functions)	777,558.00	RESERVE FOR UNCOLLECTED TAXES		ASSETS	
Sheriff's Office (Judicial Functions)	1,729,761.00			Cash Dec. 31,	10,395,090.13
Other Judicial		EXPENDITURES TOTAL	102,926,732.42	Taxes Receivable	
PUBLIC SAFETY				Emergencies and Other Deferred Charges	
County Police	173,600.00	CAPITAL DEBT AUTHORIZED, DECEMBER 31,		State Aid Receivable	2,063,949.84
Sheriff's Office	713,800.00	ISSUED AND UNISSUED GROSS DEBT		Other Receivable	12,459,039.97
Civil Defense and Disaster Control	59,150.00	School		TOTAL	
Environmental Inspection and Control		Self-liquidating		LIABILITIES RESERVES, AND SURPLUS	
Weights and Measures	92,700.00	Other	74,116,318	Cash Liabilities	7,409,218.85
Correctional and Penal	6,568,000.00	Total	74,116,318	Reserves For Receivables	411,160.05
Other Public Safety	190,500.00			Surplus Dec. 31,	4,638,661.07
PUBLIC WORKS		ISSUED AND OUTSTANDING		TOTAL	12,459,039.97
Roads and Bridges, Streets, Drainage		School			
State Aid Motor Vehicle Fund		Self-liquidating			
County Funds	1,591,700.00	Other			
Other Roads and Bridges		Total	61,160,000.00		
Public Buildings and Grounds	1,410,160.00				
Other Public Works	335,783.34	Equalized Valuation Basis for Net Debt Computation	9,776,103,941.66		
HEALTH AND WELFARE		CAPITAL OUTLAY TOTAL	13,182,439.73		
County Health Department	243,000.00	Public Enterprises			
Mental Health Activities	5,094,500.00	Recreation—Culture	1,160,482.80		
Tubercular Patient Care		Public Works	2,025,529.66		
County Hospitals, Homes	9,612,000.00	Buildings and Grounds	5,002,189.76		
County Aid to Hospitals		Library and Education	4,194,237.51		
Health Clinics		Conservation			
Mosquito Extermination		All Other			
Health Services Except Environmental	4,606,297.53				
County Welfare Board	9,124,525.00				
Child Welfare	1,195,000.00				
Other Welfare Services	685,675.00				
RECREATION AND CONSERVATION					
Parks, Playgrounds, Shade Trees	1,743,000.00				
Land Reclamation and Conservation	172,203.00				
Other Recreational Services	12,500.00				

COUNTY Passaic

COUNTY SEAT Paterson City

Form of Government: Board of Chosen Freeholders 7 Members

Number of Constituent Municipalities 16

Population Census 1980 447,585

Population Estimated 1984 457,675

Land Area -- Square Miles 192.01

Net Valuation on which County Taxes are Apportioned \$10,152,092,144

Tax Rate per \$100 \$.633

Tax Levy \$64,361,778.36

Distribution of Ratables:

Class	Line Items	Assessed Valuation	% of Valuation
Vacant Land	10,460	172,359,460	3.30
Residential	92,123	3,265,428,315	62.52
Farm	222	4,957,600	.09
Commercial	7,061	960,878,950	18.40
Industrial	1,359	614,963,050	11.77
Apartments	1,060	204,400,856	3.92
TOTAL	112,285	5,222,988,231	100.00

Bond Ratings:

Moody's AA

Standard & Poor's



PASSAIC COUNTY



1700

Population 1980 **64,676**
 Population 1984 **65,688**
 S & P Rating
 Moody Rating **A**
 Land Area **346.56** Sq. Miles **1,279,465,393**

Net Valuation Taxable
 815,156,329
 Net Valuation on Which County Taxes
 are apportioned:

SALEM COUNTY – Class 3

Form of Government:

Board of Chosen Freeholders

Number of Freeholders on Board – 7

PER CAPITA:

Gross Debt **66.05**
 Net Debt **47.51**
 Debt Service **13.11**
 Total Tax Levy **157.08**
 County Functions: **310.83**

PER CENT:

Gross Debt **.38**
 Net Debt **.27**

EXPENDITURES		EXPENDITURES (cont'd.)		REVENUES REALIZED	
GENERAL GOVERNMENT		EDUCATION (excluding schools)		Property Taxes	10,318,000.00
Governing Body and Public Boards	136,346.00	County Superintendent of Schools	94,700.00	Financial Business Tax	
County Clerk	130,894.00	Vocational Schools	855,000.00	Franchise Tax	
Financial Administration	153,883.00	County College	830,000.00	Bank Corp. Tax	
Board of Taxation	62,386.00	County Extension Services	118,388.00	Other Miscellaneous Taxes	2,322,973.53
Planning, Housing, Development	542,100.49	Libraries		State Aid Revenues	1,966,608.24
Human Resources	437,586.00	Other Educational Services	108,827.00	Federal Aid Revenues	
Elections	167,967.00	STATUTORY EXPENDITURES		State and Local Fiscal Assistance Act Utilized	913,062.22
General Administration	1,720,750.51	Pensions and F.I.C.A.	1,013,700.00	Institutional Revenues	2,136,623.97
JUDICIARY		Employee Fringe Benefits	558,100.00	Courts	1,260,739.15
Superior Court-Law Division	36,106.00	Other Statutory Expenditures	66,000.00	County Clerk & Register	136,782.75
County Courts	137,384.00	Ceta & Other Public Employment Programs		Surrogate	32,753.34
County District Courts	62,402.00	COUNTY FUNCTIONS TOTAL	19,556,597.46	Sheriff	29,255.77
Juvenile and Domestic Relations Courts	135,000.00	CAPITAL IMPROVEMENTS *MEMO	20,000.00	Other Miscellaneous Revenues	2,235,237.82
Jury Commission and Jurors' Fees	20,530.00	DEBT SERVICE		Other Revenues, Revenue Sharing, Tax Effort	
Law Library	13,000.00	Principal Payments	505,000.00	TOTAL	21,352,036.79
Prosecutor's Office	580,862.00	Interest Payments	356,312.50	Prior Years Surplus Appropriated	1,149,623.97
Surrogate's Office	104,701.00	DEFERRED CHARGES		REVENUES TOTAL	22,501,660.76
Probation Office	489,500.00	RESERVE FOR UNCOLLECTED TAXES		CURRENT FINANCES DECEMBER 31,	
County Clerk (Judicial Functions)	88,132.00	EXPENDITURES TOTAL	20,417,909.96	ASSETS	
Sheriff's Office (Judicial Functions)	82,062.00	CAPITAL DEBT AUTHORIZED, DECEMBER 31,		Cash Dec. 31,	3,859,477.46
Other Judicial		ISSUED AND UNISSUED GROSS DEBT		Taxes Receivable	
PUBLIC SAFETY		School		Emergencies and Other Deferred Charges	
County Police	7,000.00	Self-liquidating		State Aid Receivable	1,264,942.74
Sheriff's Office	300,375.00	Other	4,338,800	Other Receivable	5,124,420.20
Civil Defense and Disaster Control	32,586.00	Total	4,338,800	TOTAL	
Environmental Inspection and Control		ISSUED AND OUTSTANDING		LIABILITIES RESERVES, AND SURPLUS	
Weights and Measures	66,781.00	School		Cash Liabilities	2,053,732.93
Correctional and Penal	1,149,779.00	Self-liquidating		Reserves For Receivables	391,665.10
Other Public Safety	16,313.00	Other		Surplus Dec. 31,	2,679,022.17
PUBLIC WORKS		Total	4,284,800.00	TOTAL	5,124,420.20
Roads and Bridges, Streets, Drainage	924,308.22	Equalized Valuation Basis			
State Aid Motor Vehicle Fund	17,000.00	for Net Debt Computation	1,150,404,073.66		
County Funds	1,281,216.00	CAPITAL OUTLAY TOTAL	240,910.87		
Other Roads and Bridges		Public Enterprises			
Public Buildings and Grounds	871,457.00	Recreation—Culture			
Other Public Works	17,000.00	Public Works			
HEALTH AND WELFARE		Buildings and Grounds	240,041.65		
County Health Department	507,680.00	Library and Education	869.22		
Mental Health Activities	1,204,599.24	Conservation			
Tubercular Patient Care	3,300.00	All Other			
County Hospitals, Homes	11,618.00				
County Aid to Hospitals	150,000.00				
Health Clinics					
Mosquito Extermination	210,000.00				
Health Services Except Environmental	581,839.00				
County Welfare Board	3,150,876.00				
Child Welfare	203,000.00				
Other Welfare Services	93,413.00				
RECREATION AND CONSERVATION					
Parks, Playgrounds, Shade Trees	7,500.00				
Land Reclamation and Conservation	2,650.00				
Other Recreational Services					

COUNTY Salem

COUNTY SEAT Salem City

Form of Government: Board of Chosen Freeholders 7 Members

Number of Constituent Municipalities 15

Population Census 1980 64,676

Population Estimated 1984 65,688

Land Area -- Square Miles 346.56

Net Valuation on which County Taxes are Apportioned \$1,279,465,393

Tax Rate per \$100 \$.806

Tax Levy \$10,318,000.00

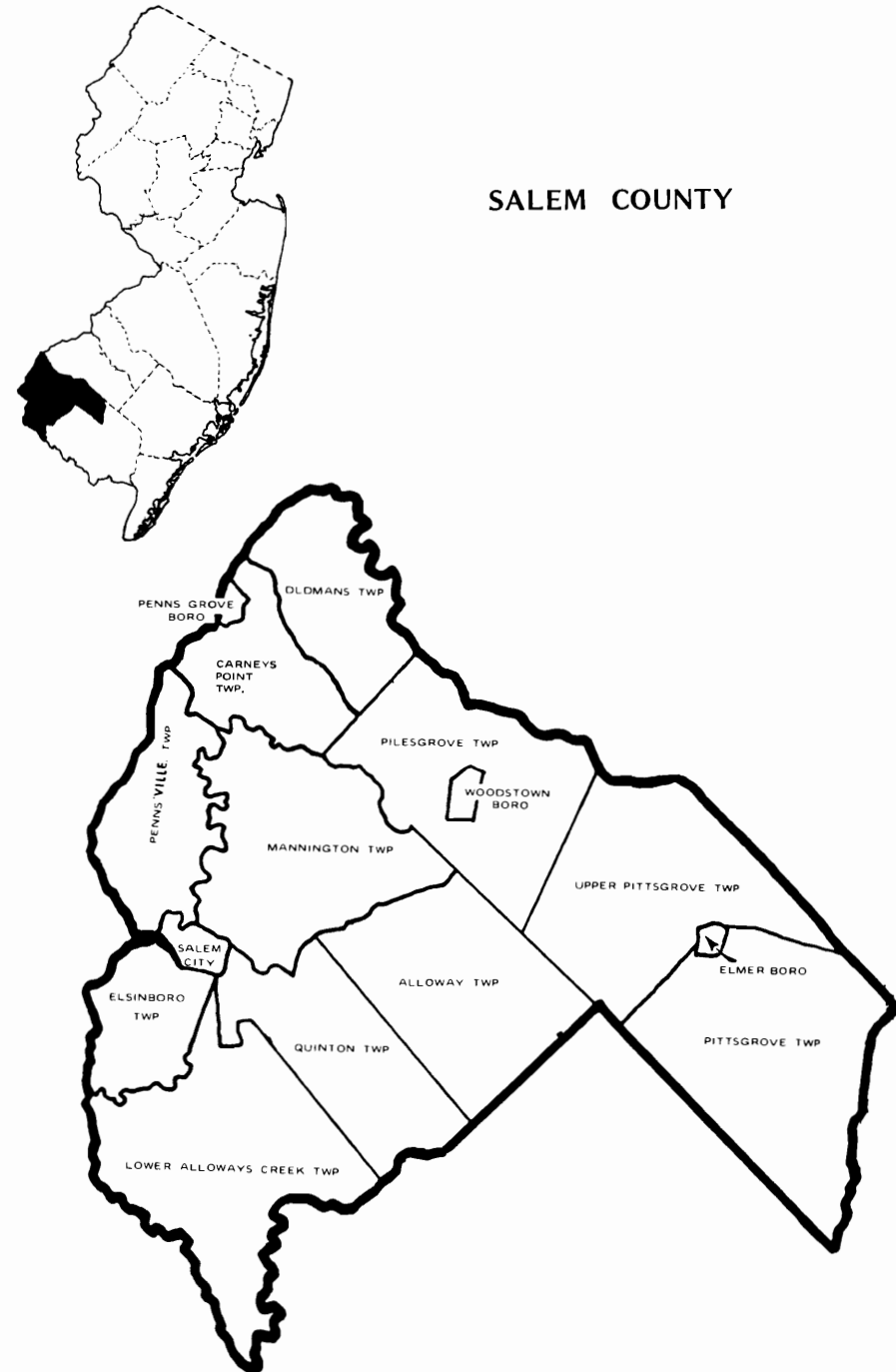
Distribution of Ratables:

Class	Line Items	Assessed Valuation	% of Valuation
Vacant Land	6,588	31,555,275	3.98
Residential	16,994	451,346,370	56.89
Farm	5,494	90,349,690	11.40
Commercial	1,136	83,261,300	10.49
Industrial	46	118,504,150	14.93
Apartments	46	18,370,925	2.31
TOTAL	30,304	793,387,710	100.00

Bond Ratings:

Moody's A

Standard & Poor's



1800

Population 1980 **203,129**
 Population 1984 **208,934**
 S & P Rating **AAA**
 Moody Rating **AA1**
 Land Area **305.55** Sq. Miles **8,218,155,500**

Net Valuation Taxable
 6,494,699,701
 Net Valuation on Which County Taxes
 are apportioned:

SOMERSET COUNTY – Class 3 Form of Government: Board of Chosen Freeholders Number of Freeholders on Board – 5

PER CAPITA:
 Gross Debt **380.69**
 Net Debt **352.04**
 Debt Service **37.84**
 Total Tax Levy **197.48**
 County Functions: **242.67**

PER CENT:
 Gross Debt **1.03**
 Net Debt **.95**

EXPENDITURES		EXPENDITURES (cont'd.)		REVENUES REALIZED	
GENERAL GOVERNMENT		EDUCATION (excluding schools)		Property Taxes	41,261,000.00
Governing Body and Public Boards	120,224.22	County Superintendent of Schools	125,636.75	Financial Business Tax	
County Clerk	501,517.75	Vocational Schools	4,020,980.00	Franchise Tax	
Financial Administration	176,461.89	County College	2,891,000.00	Bank Corp. Tax	
Board of Taxation	109,190.50	County Extension Services	173,912.32	Other Miscellaneous Taxes	
Planning, Housing, Development	474,169.31	Libraries		State Aid Revenues	2,157,837.61
Human Resources	428,351.09	Other Educational Services	155,000.00	Federal Aid Revenues	253,378.84
Elections	504,781.87	STATUTORY EXPENDITURES		State and Local Fiscal Assistance Act Utilized	1,283,362.10
General Administration	5,627,968.60	Pensions and F.I.C.A.	2,568,000.00	Institutional Revenues	515,410.73
JUDICIARY		Employee Fringe Benefits	1,112,450.00	Courts	55,683.90
Superior Court-Law Division	363,273.33	Other Statutory Expenditures		County Clerk & Register	1,383,409.88
County Courts	115,694.60	Ceta & Other Public Employment Programs	185,408.69	Surrogate	73,043.66
County District Courts	164,858.22	COUNTY FUNCTIONS TOTAL	42,708,178.73	Sheriff	127,281.05
Juvenile and Domestic Relations Courts		CAPITAL IMPROVEMENTS *MEMO	700,000.00	Other Miscellaneous Revenues	6,704,088.74
Jury Commission and Jurors' Fees	140,908.06	DEBT SERVICE		Other Revenues, Revenue Sharing, Tax Effort	
Law Library	51,791.00	Principal Payments	3,261,300.00	TOTAL	53,814,496.51
Prosecutor's Office	1,989,610.34	Interest Payments	4,644,795.75	Prior Years Surplus Appropriated	2,412,000.00
Surrogate's Office	173,528.61	DEFERRED CHARGES	87,189.52	REVENUES TOTAL	56,226,496.51
Probation Office	2,081,505.38	RESERVE FOR UNCOLLECTED TAXES			
County Clerk (Judicial Functions)	249,709.72			CURRENT FINANCES DECEMBER 31,	
Sheriff's Office (Judicial Functions)	180,442.86			ASSETS	
Other Judicial		EXPENDITURES TOTAL	50,701,464.00	Cash Dec. 31,	9,514,752.55
PUBLIC SAFETY				Taxes Receivable	
County Police	552,108.62	CAPITAL DEBT AUTHORIZED, DECEMBER 31,		Emergencies and Other Deferred Charges	
Sheriff's Office	1,001,816.45	ISSUED AND UNISSUED GROSS DEBT	NET DEBT	State Aid Receivable	373,659.01
Civil Defense and Disaster Control	11,388.00	School		Other Receivable	
Environmental Inspection and Control		Self-liquidating	79,540,000	TOTAL	9,888,411.56
Weights and Measures	49,168.34	Other	79,540,000		
Correctional and Penal	1,170,912.91	Total	79,540,000	LIABILITIES RESERVES, AND SURPLUS	
Other Public Safety	10,000.00			Cash Liabilities	3,480,655.78
PUBLIC WORKS		ISSUED AND OUTSTANDING		Reserves For Receivables	373,659.01
Roads and Bridges, Streets, Drainage	1,076,695.67	School		Surplus Dec. 31,	6,034,096.77
State Aid Motor Vehicle Fund		Self-liquidating		TOTAL	9,888,411.56
County Funds	959,948.46	Other	78,393,000.00		
Other Roads and Bridges		Total	78,393,000.00		
Public Buildings and Grounds	271,400.00	Equalized Valuation Basis			
Other Public Works	902,258.04	for Net Debt Computation	7,745,392,139.33		
HEALTH AND WELFARE		CAPITAL OUTLAY TOTAL	21,809,825.01		
County Health Department	96,480.00				
Mental Health Activities	3,913,237.14	Public Enterprises			
Tubercular Patient Care		Recreation—Culture	345,692.68		
County Hospitals, Homes		Public Works	3,640,917.33		
County Aid to Hospitals	75,000.00	Buildings and Grounds	12,711,367.52		
Health Clinics		Library and Education	5,111,847.48		
Mosquito Extermination	258,000.00	Conservation			
Health Services Except Environmental	1,628,911.43	All Other			
County Welfare Board	2,413,234.54				
Child Welfare	390,000.00				
Other Welfare Services	676,714.79				
RECREATION AND CONSERVATION					
Parks, Playgrounds, Shade Trees	2,462,000.00				
Land Reclamation and Conservation	98,779.23				
Other Recreational Services	3,750.00				

COUNTY Somerset

COUNTY SEAT Somerville Borough

Form of Government: Board of Chosen Freeholders 5 Members

Number of Constituent Municipalities 21

Population Census 1980 203,129

Population Estimated 1984 208,934

Land Area -- Square Miles 305.55

Net Valuation on which County Taxes are Apportioned \$8,218,155,500

Tax Rate per \$100 \$.502

Tax Levy \$41,261,000.00

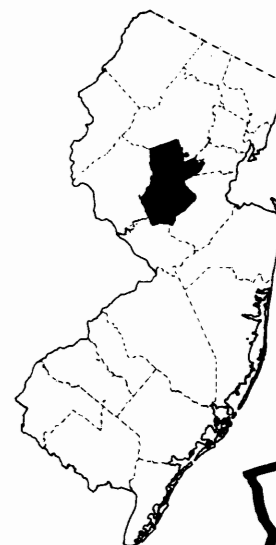
Distribution of Ratables:

Class	Line Items	Assessed Valuation	% of Valuation
Vacant Land	9,151	262,834,629	4.10
Residential	54,892	4,228,208,025	66.00
Farm	2,821	135,721,355	2.12
Commercial	2,662	1,058,253,697	16.52
Industrial	380	590,256,476	9.21
Apartments	191	131,433,600	2.05
TOTAL	70,097	6,406,707,782	100.00

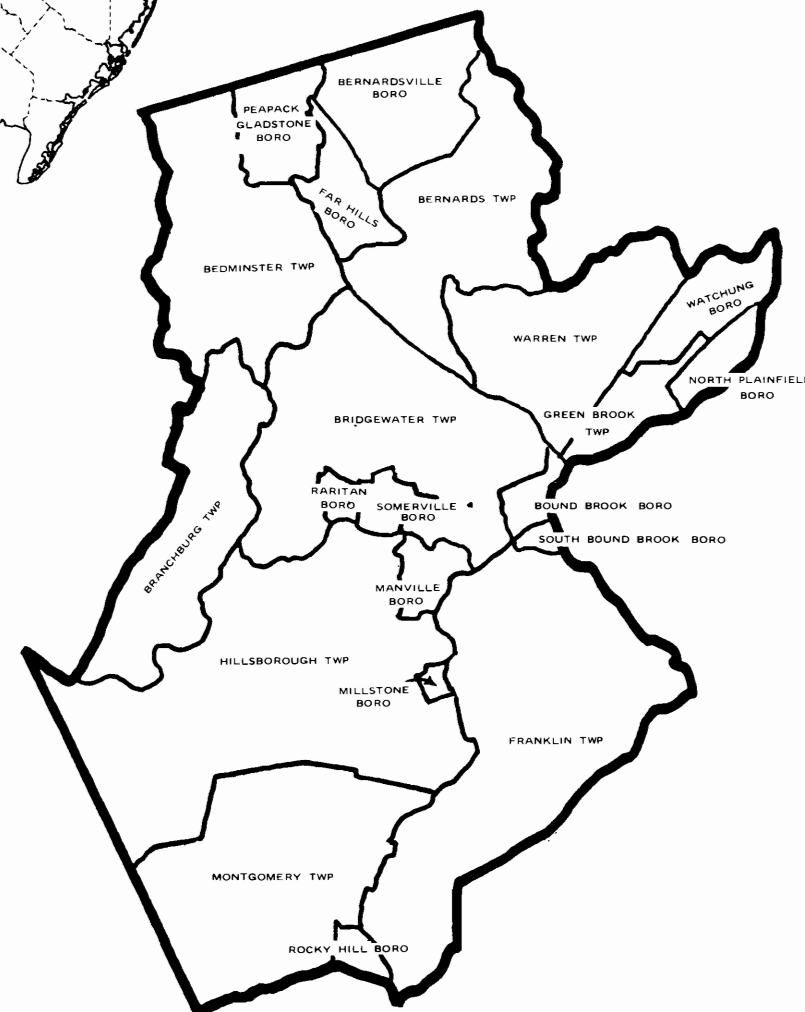
Bond Ratings:

Moody's AA1

Standard & Poor's AAA



SOMERSET COUNTY



1900

Population 1980 **116,119**
 Population 1984 **118,892**
 S & P Rating **A**
 Moody Rating **A1**
 Land Area **526.59** Sq. Miles **3,283,698,099**

Net Valuation Taxable
 2,565,319,823
 Net Valuation on Which County Taxes
 are apportioned:

SUSSEX COUNTY – Class 3 Form of Government: Board of Chosen Freeholders Number of Freeholders on Board – 3

PER CAPITA:
 Gross Debt **52.82**
 Net Debt **47.19**
 Debt Service **5.05**
 Total Tax Levy **145.23**
 County Functions: **263.64**

PER CENT:
 Gross Debt **.20**
 Net Debt **.18**

EXPENDITURES		EXPENDITURES (cont'd.)		REVENUES REALIZED	
GENERAL GOVERNMENT		EDUCATION (excluding schools)		Property Taxes	17,266,696.00
Governing Body and Public Boards	84,842.00	County Superintendent of Schools	68,223.00	Financial Business Tax	
County Clerk	253,262.00	Vocational Schools	1,351,294.50	Franchise Tax	56,395.34
Financial Administration	334,171.75	County College	734,910.00	Bank Corp. Tax	
Board of Taxation	126,018.00	County Extension Services	105,420.00	Other Miscellaneous Taxes	
Planning, Housing, Development	309,581.00	Libraries		State Aid Revenues	4,407,350.97
Human Resources	158,360.00	Other Educational Services	50,000.00	Federal Aid Revenues	
Elections	210,364.00	STATUTORY EXPENDITURES		State and Local Fiscal Assistance Act Utilized	1,295,925.82
General Administration	4,535,484.00	Pensions and F.I.C.A.	1,331,832.00	Institutional Revenues	1,897,391.65
JUDICIARY		Employee Fringe Benefits	906,340.00	Courts	33,162.77
Superior Court-Law Division	369,684.00	Other Statutory Expenditures	61,600.00	County Clerk & Register	669,934.39
County Courts	2,767.00	Ceta & Other Public Employment Programs		Surrogate	38,469.63
County District Courts		COUNTY FUNCTIONS TOTAL	28,343,432.07	Sheriff	76,248.81
Juvenile and Domestic Relations Courts		CAPITAL IMPROVEMENTS *MEMO	1,035,731.00	Other Miscellaneous Revenues	4,631,578.06
Jury Commission and Jurors' Fees	71,881.00	DEBT SERVICE		Other Revenues, Revenue Sharing, Tax Effort	
Law Library		Principal Payments	390,000.00	TOTAL	30,373,153.44
Prosecutor's Office	597,675.00	Interest Payments	209,824.25	Prior Years Surplus Appropriated	3,531,523.35
Surrogate's Office	125,250.00	DEFERRED CHARGES	2,401,217.90	REVENUES TOTAL	33,904,676.79
Probation Office	523,040.00	RESERVE FOR UNCOLLECTED TAXES		CURRENT FINANCES DECEMBER 31,	
County Clerk (Judicial Functions)	246,361.00	EXPENDITURES TOTAL	31,344,474.22	ASSETS	
Sheriff's Office (Judicial Functions)	71,236.00	CAPITAL DEBT AUTHORIZED, DECEMBER 31,		Cash Dec. 31,	8,938,633.27
Other Judicial		ISSUED AND UNISSUED GROSS DEBT	NET DEBT	Taxes Receivable	207,919.37
PUBLIC SAFETY		School		Emergencies and Other Deferred Charges	
County Police	402,124.00	Self-liquidating		State Aid Receivable	2,806,188.64
Sheriff's Office	231,198.00	Other	6,279,423	TOTAL	11,952,741.28
Civil Defense and Disaster Control	26,547.00	Total	6,279,423	LIABILITIES RESERVES, AND SURPLUS	
Environmental Inspection and Control	1,100.00	ISSUED AND OUTSTANDING		Cash Liabilities	5,381,534.70
Weights and Measures	120,894.00	School		Reserves For Receivables	1,045,708.75
Correctional and Penal	1,582,195.00	Self-liquidating		Surplus Dec. 31,	5,525,497.83
Other Public Safety	15,448.00	Other		TOTAL	11,952,741.28
PUBLIC WORKS		Total	3,528,000.00		
Roads and Bridges, Streets, Drainage	28,274.00	Equalized Valuation Basis for Net Debt Computation	3,174,978,921.00		
State Aid Motor Vehicle Fund		CAPITAL OUTLAY TOTAL	2,161,039.69		
County Funds	4,654,102.82	Public Enterprises			
Other Roads and Bridges	465,000.00	Recreation—Culture			
Public Buildings and Grounds	864,849.00	Public Works	1,757,468.77		
Other Public Works	272,429.00	Buildings and Grounds	403,570.92		
HEALTH AND WELFARE		Library and Education			
County Health Department	260,403.00	Conservation			
Mental Health Activities	1,734,164.00	All Other			
Tubercular Patient Care					
County Hospitals, Homes	2,096,753.00				
County Aid to Hospitals					
Health Clinics	37,835.00				
Mosquito Extermination	36,348.00				
Health Services Except Environmental	1,566,107.00				
County Welfare Board	1,077,187.00				
Child Welfare	133,116.00				
Other Welfare Services	83,671.00				
RECREATION AND CONSERVATION					
Parks, Playgrounds, Shade Trees	8,485.00				
Land Reclamation and Conservation	10,630.00				
Other Recreational Services	4,976.00				

COUNTY Sussex

COUNTY SEAT Newton Town

Form of Government: Board of Chosen Freeholders 3 Members

Number of Constituent Municipalities 24

Population Census 1980 116,119

Population Estimated 1984 118,892

Land Area -- Square Miles 526.09

Net Valuation on which County Taxes are Apportioned \$2,283,698,099

Tax Rate per \$100 \$.756

Tax Levy \$17,266,696.00

Distribution of Ratables:

Class	Line Items	Assessed Valuation	% of Valuation
Vacant Land	19,146	200,260,489	7.94
Residential	38,198	1,852,893,159	73.49
Farm	5,052	124,440,645	4.94
Commercial	1,739	272,105,430	10.79
Industrial	159	49,601,295	1.97
Apartments	96	21,933,170	.87
TOTAL	64,390	2,521,234,188	100.00

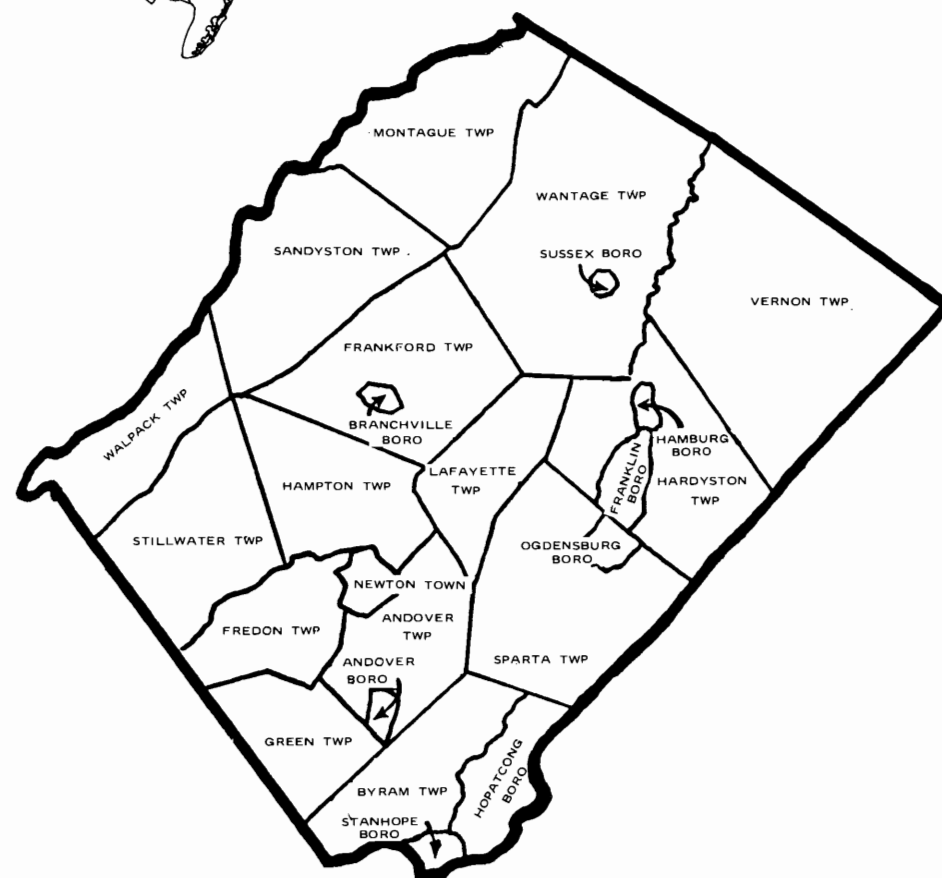
Bond Ratings:

Moody's A1

Standard & Poor's A



SUSSEX COUNTY



2000

Population 1980 **504,094**
 Population 1984 **506,235**
 S & P Rating **AA+**
 Moody Rating **AAA**
 Land Area **102.93** Sq. Miles **14,578,364,384**

Net Valuation Taxable
 10,850,454,544
 Net Valuation on Which County Taxes
 are apportioned:

UNION COUNTY – Class 2

Form of Government:

County Manager Plan – (O.C.C.L. – 1972)

Number of Freeholders on Board – 9

PER CAPITA: Gross Debt **138.72**
 Net Debt **136.09**
 Debt Service **13.62**
 Total Tax Levy **152.01**
 County Functions: **229.78**

PER CENT: Gross Debt **.50**
 Net Debt **.49**

EXPENDITURES		EXPENDITURES (cont'd.)		REVENUES REALIZED	
GENERAL GOVERNMENT		EDUCATION (excluding schools)		Property Taxes	76,953,362.00
Governing Body and Public Boards	217,959.00	County Superintendent of Schools	113,986.00	Financial Business Tax	
County Clerk	587,397.00	Vocational Schools	1,725,000.00	Franchise Tax	
Financial Administration	850,817.00	County College	4,700,000.00	Bank Corp. Tax	
Board of Taxation		County Extension Services	142,567.00	Other Miscellaneous Taxes	
Planning, Housing, Development	341,492.00	Libraries		State Aid Revenues	15,077,737.09
Human Resources	4,055,038.00	Other Educational Services	175,189.00	Federal Aid Revenues	524,265.00
Elections	1,213,148.00	STATUTORY EXPENDITURES	8,345,557.00	State and Local Fiscal Assistance Act Utilized	3,667,369.00
General Administration	14,116,393.00	Pensions and F.I.C.A.	4,311,500.00	Institutional Revenues	7,426,904.05
JUDICIARY		Employee Fringe Benefits	50,000.00	Courts	404,693.32
Superior Court-Law Division	4,057,780.00	Other Statutory Expenditures		County Clerk & Register	1,172,526.57
County Courts	208,062.00	Ceta & Other Public Employment Programs	109,413,614.00	Surrogate	214,340.76
County District Courts		COUNTY FUNCTIONS TOTAL	1,000,000.00	Sheriff	263,137.00
Juvenile and Domestic Relations Courts	84,061.00	CAPITAL IMPROVEMENTS *MEMO	1,000,000.00	Other Miscellaneous Revenues	6,961,911.06
Jury Commission and Jurors' Fees		DEBT SERVICE		Other Revenues, Revenue Sharing, Tax Effort	
Law Library	61,047.00	Principal Payments	3,525,000.00	TOTAL	112,666,245.85
Prosecutor's Office	4,755,650.00	Interest Payments	3,370,868.23	Prior Years Surplus Appropriated	6,400,000.00
Surrogate's Office	386,846.00			REVENUES TOTAL	119,066,245.85
Probation Office	4,227,612.00	DEFERRED CHARGES	14,939.94	CURRENT FINANCES DECEMBER 31,	
County Clerk (Judicial Functions)	333,923.00	RESERVE FOR UNCOLLECTED TAXES		ASSETS	
Sheriff's Office (Judicial Functions)	2,678,375.00			Cash Dec. 31,	12,897,082.50
Other Judicial		EXPENDITURES TOTAL	116,324,422.17	Taxes Receivable	197,968.20
PUBLIC SAFETY				Emergencies and Other Deferred Charges	
County Police	1,816,678.00	CAPITAL DEBT AUTHORIZED, DECEMBER 31,		State Aid Receivable	3,391,159.03
Sheriff's Office	389,321.00	ISSUED AND UNISSUED GROSS DEBT	NET DEBT	Other Receivable	772,419.44
Civil Defense and Disaster Control	43,650.00	School		TOTAL	17,258,629.17
Environmental Inspection and Control		Self-liquidating	70,226,286	LIABILITIES RESERVES, AND SURPLUS	
Weights and Measures	97,414.00	Other	70,226,286	Cash Liabilities	12,174,045.96
Correctional and Penal	4,158,831.00	Total	70,226,286	Reserves For Receivables	970,387.64
Other Public Safety	6,500.00			Surplus Dec. 31,	4,114,195.57
PUBLIC WORKS		ISSUED AND OUTSTANDING		TOTAL	17,258,629.17
Roads and Bridges, Streets, Drainage		School			
State Aid Motor Vehicle Fund		Self-liquidating	42,069,000.00		
County Funds	1,080,572.00	Other	42,069,000.00		
Other Roads and Bridges		Total	42,069,000.00		
Public Buildings and Grounds	4,120,822.00	Equalized Valuation Basis			
Other Public Works	1,432,304.00	for Net Debt Computation	13,919,515,928.33		
HEALTH AND WELFARE		CAPITAL OUTLAY TOTAL	8,583,008.86		
County Health Department	13,738,231.00				
Mental Health Activities	8,054,945.00	Public Enterprises			
Tubercular Patient Care		Recreation—Culture	865,427.28		
County Hospitals, Homes	126,555.00	Public Works	3,993,271.49		
County Aid to Hospitals		Buildings and Grounds	2,258,852.55		
Health Clinics		Library and Education	470,247.19		
Mosquito Extermination	466,127.00	Conservation	995,210.35		
Health Services Except Environmental	1,903,248.00	All Other			
County Welfare Board	6,618,594.00				
Child Welfare	112,865.00				
Other Welfare Services	3,279,073.00				
RECREATION AND CONSERVATION					
Parks, Playgrounds, Shade Trees	4,208,612.00				
Land Reclamation and Conservation	7,920.00				
Other Recreational Services	11,953.00				

COUNTY Union

COUNTY SEAT Elizabeth City

Form of Government: Board of Chosen Freeholders 9 Members

Number of Constituent Municipalities 21

Population Census 1980 504,094

Population Estimated 1984 506,235

Land Area -- Square Miles 102.93

Net Valuation on which County Taxes are Apportioned \$14,578,364,384

Tax Rate per \$100 \$.527

Tax Levy \$76,953,362.00

Distribution of Ratables:

Class	Line Items	Assessed Valuation	% of Valuation
Vacant Land	6,096	131,464,174	1.23
Residential	118,891	7,222,264,850	67.50
Farm	56	3,354,000	.03
Commercial	7,679	1,258,890,358	11.76
Industrial	1,766	1,655,452,700	15.47
Apartments	1,194	429,457,900	4.01
TOTAL	135,682	10,700,883,982	100.00

Bond Ratings:

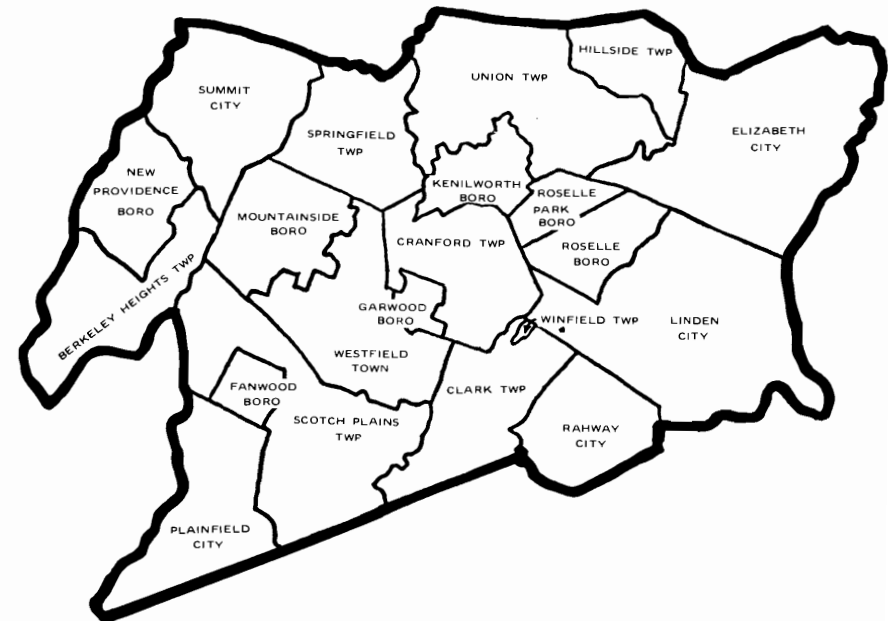
Moody's AAA

Standard & Poor's AA+

*County Manager Plan - Optional County Charter Law-1972



UNION COUNTY



2100

Population 1980 **84,429**Population 1984 **85,343**

S & P Rating

Moody Rating **AA**Land Area **361.55**Sq. Miles **2,102,859,666**

Net Valuation Taxable

1,669,712,169

Net Valuation on Which County Taxes

are apportioned:

WARREN COUNTY – Class 3**Form of Government:****Board of Chosen Freeholders****Number of Freeholders on Board – 3**

PER CAPITA:

Gross Debt **165.04**Net Debt **161.83**Debt Service **22.29**Total Tax Levy **148.69**County Functions: **263.75**

PER CENT:

Gross Debt **.70**Net Debt **.69**

EXPENDITURES		EXPENDITURES (cont'd.)		REVENUES REALIZED	
GENERAL GOVERNMENT		EDUCATION (excluding schools)		Property Taxes	12,689,870.79
Governing Body and Public Boards	139,273.00	County Superintendent of Schools	37,475.00	Financial Business Tax	
County Clerk	180,572.00	Vocational Schools	8,000.00	Franchise Tax	
Financial Administration	219,070.00	County College	630,850.00	Bank Corp. Tax	
Board of Taxation	71,575.00	County Extension Services	157,707.00	Other Miscellaneous Taxes	
Planning, Housing, Development	860,910.00	Libraries		State Aid Revenues	2,275,609.80
Human Resources	678,345.00	Other Educational Services	44,110.00	Federal Aid Revenues	20,000.00
Elections	107,047.00	STATUTORY EXPENDITURES		State and Local Fiscal Assistance Act Utilized	875,149.48
General Administration	1,663,710.50	Pensions and F.I.C.A.	1,185,413.66	Institutional Revenues	2,484,780.91
JUDICIARY		Employee Fringe Benefits	769,500.00	Courts	33,916.65
Superior Court-Law Division		Other Statutory Expenditures	27,600.00	County Clerk & Register	393,810.78
County Courts	128,955.00	Ceta & Other Public Employment Programs		Surrogate	34,660.25
County District Courts	71,226.00	COUNTY FUNCTIONS TOTAL	20,590,543.63	Sheriff	45,544.54
Juvenile and Domestic Relations Courts		CAPITAL IMPROVEMENTS *MEMO	1,336,650.00	Other Miscellaneous Revenues	2,920,523.42
Jury Commission and Jurors' Fees	56,225.00	DEBT SERVICE		Other Revenues, Revenue Sharing, Tax Effort	
Law Library	17,500.00	Principal Payments	700,000.00	TOTAL	21,773,866.62
Prosecutor's Office	630,200.00	Interest Payments	1,202,043.74	Prior Years Surplus Appropriated	2,682,583.43
Surrogate's Office	98,277.00	DEFERRED CHARGES	16,993.53	REVENUES TOTAL	24,456,450.05
Probation Office	733,818.00	RESERVE FOR UNCOLLECTED TAXES		CURRENT FINANCES DECEMBER 31,	
County Clerk (Judicial Functions)	150,100.00	EXPENDITURES TOTAL	22,509,580.90	ASSETS	
Sheriff's Office (Judicial Functions)	165,020.00			Cash Dec. 31,	3,807,411.80
Other Judicial		CAPITAL DEBT AUTHORIZED, DECEMBER 31,		Taxes Receivable	16,560.94
PUBLIC SAFETY		ISSUED AND UNISSUED GROSS DEBT	NET DEBT	Emergencies and Other Deferred Charges	
County Police	9,600.00	School		State Aid Receivable	
Sheriff's Office	109,375.00	Self-liquidating		Other Receivable	877,306.07
Civil Defense and Disaster Control	45,673.00	Other	14,085,000	TOTAL	4,701,278.81
Environmental Inspection and Control		Total	14,085,000	LIABILITIES RESERVES, AND SURPLUS	
Weights and Measures	50,735.00	ISSUED AND OUTSTANDING		Cash Liabilities	2,568,386.96
Correctional and Penal	1,174,693.00	School		Reserves For Receivables	28,560.94
Other Public Safety	13,000.00	Self-liquidating		Surplus Dec. 31,	2,104,330.91
PUBLIC WORKS		Other		TOTAL	4,701,278.81
Roads and Bridges, Streets, Drainage		Total	14,085,000.00		
State Aid Motor Vehicle Fund		Equalized Valuation Basis			
County Funds	2,753,579.25	for Net Debt Computation	2,003,799,933.00		
Other Roads and Bridges		CAPITAL OUTLAY TOTAL	6,207,602.02		
Public Buildings and Grounds	803,570.00				
Other Public Works	5,250.00	Public Enterprises			
HEALTH AND WELFARE		Recreation—Culture			
County Health Department	1,349,715.74	Public Works	921,863.17		
Mental Health Activities	1,554,924.00	Buildings and Grounds	5,285,738.85		
Tubercular Patient Care		Library and Education			
County Hospitals, Homes		Conservation			
County Aid to Hospitals	30,000.00	All Other			
Health Clinics					
Mosquito Extermination	85,901.00				
Health Services Except Environmental	140,317.50				
County Welfare Board	3,252,368.48				
Child Welfare	132,000.00				
Other Welfare Services	95,725.00				
RECREATION AND CONSERVATION					
Parks, Playgrounds, Shade Trees	2,750.00				
Land Reclamation and Conservation	148,887.50				
Other Recreational Services					

COUNTY Warren

COUNTY SEAT Belvidere Town

Form of Government: Board of Chosen Freeholders 3 Member

Number of Constituent Municipalities 23

Population Census 1980 84,429

Population Estimated 1984 85,343

Land Area -- Square Miles 361.55

Net Valuation on which County Taxes are Apportioned \$2,102,859,666

Tax Rate per \$100 \$,603

Tax Levy \$12,689,870.79

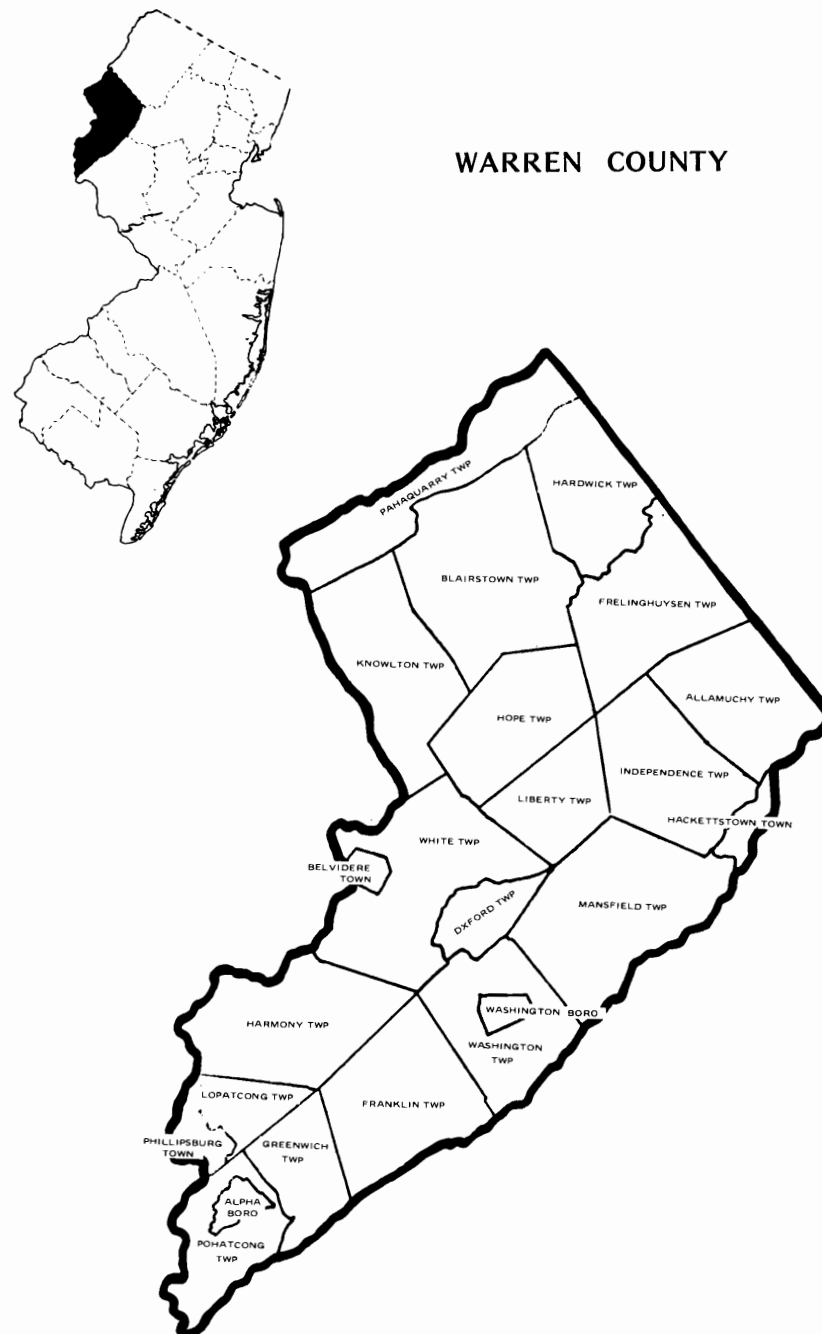
Distribution of Ratables:

Class	Line Items	Assessed Valuation	% of Valuation
Vacant Land	6,504	86,160,374	5.25
Residential	22,708	1,059,030,913	64.56
Farm	4,396	104,236,847	6.35
Commercial	1,666	176,780,164	10.78
Industrial	191	157,922,678	9.64
Apartments	105	56,132,310	3.42
TOTAL	35,570	1,640,263,286	100.00

Bond Ratings:

Moody's AA

Standard & Poor's

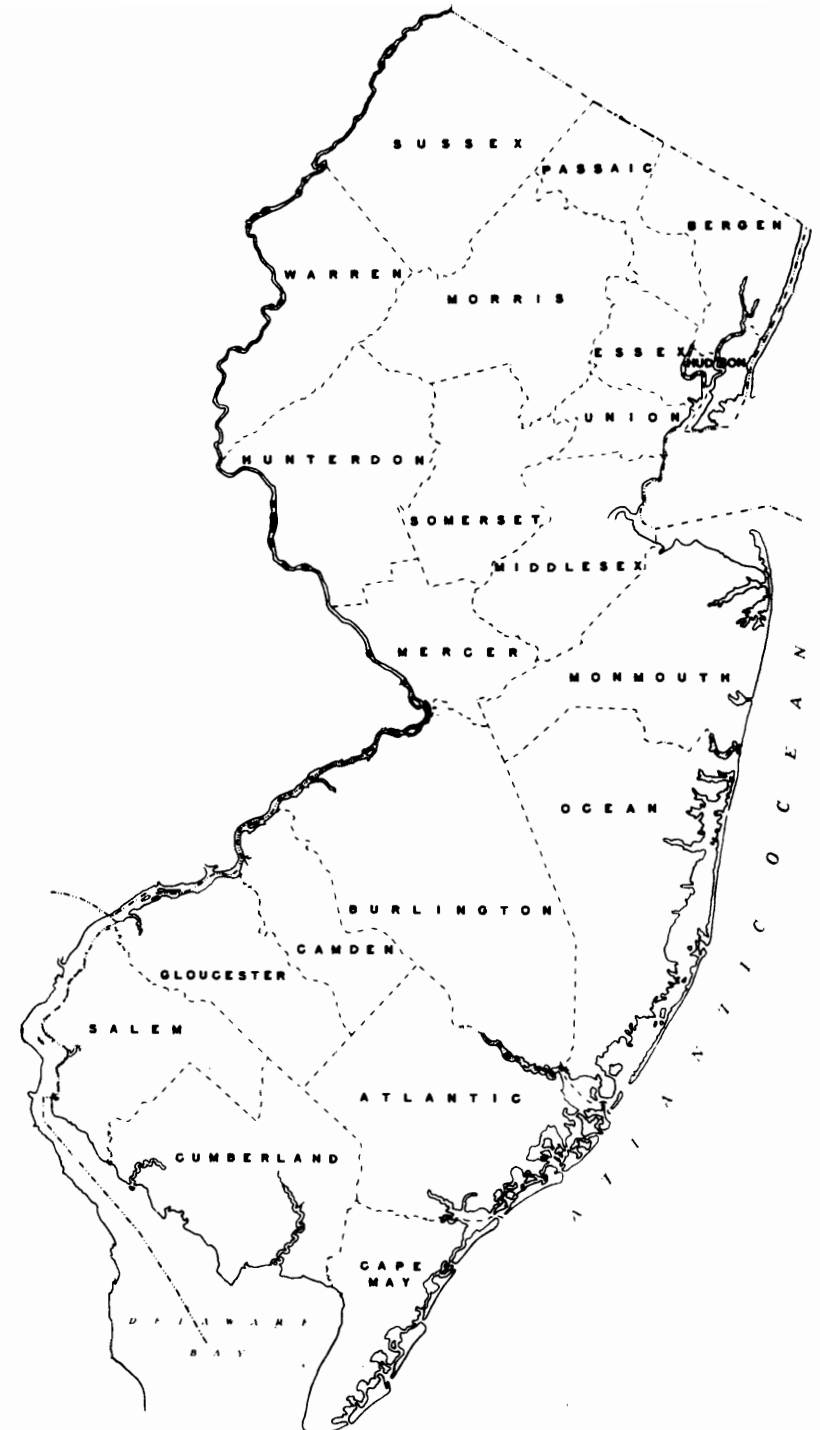


SUMMARY OF COUNTY UNITS

Form of Government: Boards of Chosen Freeholders	_____
Number of County Units – 21	
Number of Constituent Municipalities	567
Population Census 1980	7,364,823
Population Estimated 1984	7,514,802
Land Area – Square Miles	7,487.32
Net Valuation on which County Taxes are Apportioned	205,970,010,620
County Taxes Apportioned	1,236,457,422.92

Distribution of Ratables:

Class	Line Items	Assessed Valuation	% of Valuation
Vacant Land	354,379	5,783,705,387	3.92
Residential	1,834,273	99,314,915,617	67.33
Farm	60,145	1,753,270,429	1.19
Commercial	110,173	21,881,799,595	14.83
Industrial	17,978	12,725,084,264	8.63
Apartments	18,009	6,049,687,141	4.10
TOTAL	2,394,957	147,508,462,433	100.00



STATE SUMMARIES

SUMMARY COUNTY DATA SHEETS

EXPENDITURES		EXPENDITURES (cont'd.)		REVENUES REALIZED	
GENERAL GOVERNMENT		EDUCATION (excluding schools)		Property Taxes	1,236,457,422.92
Governing Body and Public Boards	6,656,957.80	County Superintendent of Schools	2,651,874.38	Financial Business Tax	
County Clerk	12,859,847.42	Vocational Schools	68,912,449.50	Franchise Tax	1,697,649.83
Financial Administration	12,772,004.12	County College	80,237,954.97	Bank Corp. Tax	
Board of Taxation	2,368,037.96	County Extension Services	3,116,956.44	Other Miscellaneous Taxes	2,962,531.54
Planning, Housing, Development	12,223,186.45	Libraries	1,773,369.00	State Aid Revenues	183,133,620.83
Human Resources	33,277,375.11	Other Educational Services	18,700,599.09	Federal Aid Revenues	12,828,325.18
Elections	17,781,218.61	STATUTORY EXPENDITURES		State and Local Fiscal Assistance Act Utilized	74,575,460.99
General Administration	181,081,425.17	Pensions and F.I.C.A.	110,035,429.29	Institutional Revenues	102,445,708.12
JUDICIARY		Employee Fringe Benefits	56,438,215.61	Courts	6,664,152.75
Superior Court-Law Division	25,281,546.60	Other Statutory Expenditures	2,599,047.00	County Clerk & Register	30,107,450.56
County Courts	16,797,949.16	Ceta & Other Public Employment Programs	3,414,912.10	Surrogate	2,791,362.52
County District Courts	4,586,160.37	COUNTY FUNCTIONS TOTAL	1,746,939,439.28	Sheriff	5,411,894.03
Juvenile and Domestic Relations Courts	3,254,924.29	CAPITAL IMPROVEMENTS *MEMO	15,466,441.00	Other Miscellaneous Revenues	241,798,774.11
Jury Commission and Jurors' Fees	4,193,216.62	DEBT SERVICE		Other Revenues, Revenue Sharing, Tax Effort	
Law Library	859,916.00	Principal Payments	75,153,300.00	TOTAL	1,900,874,353.38
Prosecutor's Office	60,901,914.43	Interest Payments	75,360,906.98	Prior Years Surplus Appropriated	92,837,408.22
Surrogate's Office	5,165,642.04	DEFERRED CHARGES	16,720,996.03	REVENUES TOTAL	1,993,711,761.60
Probation Office	42,033,497.34	RESERVE FOR UNCOLLECTED TAXES	135,322.00		
County Clerk (Judicial Functions)	12,304,914.72			CURRENT FINANCES DECEMBER 31,	
Sheriff's Office (Judicial Functions)	13,394,404.86			ASSETS	
Other Judicial	840,532.29			Cash Dec. 31,	381,989,429.25
PUBLIC SAFETY		EXPENDITURES TOTAL	1,914,309,964.29	Taxes Receivable	9,887,507.50
County Police	21,323,506.61			Emergencies and Other Deferred Charges	10,171,749.49
Sheriff's Office	32,581,736.73	CAPITAL DEBT AUTHORIZED, DECEMBER 31,		State Aid Receivable	15,143,408.96
Civil Defense and Disaster Control	1,851,185.64	ISSUED AND UNISSUED GROSS DEBT		Other Receivable	41,971,400.26
Environmental Inspection and Control	1,633,095.00	School	10,279,999	TOTAL	459,163,495.46
Weights and Measures	1,772,048.67	Self-liquidating			
Correctional and Penal	90,749,840.69	Other	1,636,143,046	LIABILITIES RESERVES, AND SURPLUS	
Other Public Safety	2,349,176.00	Total	1,646,423,046	Cash Liabilities	281,324,309.50
PUBLIC WORKS				Reserves For Receivables	33,037,791.21
Roads and Bridges, Streets, Drainage	14,678,667.56	ISSUED AND OUTSTANDING		Surplus Dec. 31,	144,801,394.75
State Aid Motor Vehicle Fund	17,000.00	School		TOTAL	459,163,495.46
County Funds	52,970,788.96	Self-liquidating	8,998,000.00		
Other Roads and Bridges	1,067,960.76	Other			
Public Buildings and Grounds	44,644,512.53	Total	1,326,055,055.56		
Other Public Works	20,965,965.97	Equalized Valuation Basis for Net Debt Computation	194,887,571,346.33		
HEALTH AND WELFARE		CAPITAL OUTLAY TOTAL	218,334,779.73		
County Health Department	29,442,277.48	Public Enterprises			
Mental Health Activities	119,681,404.03	Recreation—Culture	14,391,778.00		
Tubercular Patient Care	69,606.00	Public Works	75,536,521.02		
County Hospitals, Homes	104,677,855.87	Buildings and Grounds	84,099,021.79		
County Aid to Hospitals	65,070,404.00	Library and Education	42,064,239.51		
Health Clinics	571,233.99	Conservation	2,243,219.41		
Mosquito Extermination	6,951,089.00	All Other			
Health Services Except Environmental	48,824,013.91				
County Welfare Board	173,473,079.72				
Child Welfare	14,476,772.15				
Other Welfare Services	22,131,813.83				
RECREATION AND CONSERVATION					
Parks, Playgrounds, Shade Trees	54,680,383.89				
Land Reclamation and Conservation	2,934,848.63				
Other Recreational Services	833,692.92				

SUMMARY MUNICIPAL DATA SHEETS

EXPENDITURES		REVENUES-REALIZED		1984 PROPERTY TAX	
GENERAL GOVERNMENT				STATE EQUALIZED TAX RATE	
Governing Body & Public Boards	13,633,932.34	1984 Property Taxes Collected	5,165,520,211.08	Local District School Taxes	2,253,799,039.18
Municipal Clerk	11,800,294.70	1984 Payments in Lieu of Taxes	34,589,469.16	Regional & Consolidated School Tax	469,665,020.90
Financial Administration	37,561,979.36	Delinquent Tax & Lien Collections	205,659,801.27	School Taxes in Municipal Budget	23,285,792.41
Assessment of Taxes	33,590,649.55	Business Personalty Replacement Taxes	158,635,378.72	County Taxes	*1,245,222,782.63
Collection of Taxes	24,716,745.61	Taxes from Public Utilities	659,146,023.74	County Library Taxes	19,315,976.39
Planning, Housing & Development	27,266,730.76	Other Miscellaneous Tax Revenues	9,737,511.19	Local Municipal Purpose Taxes	1,230,783,405.26
Human Resources	57,861,903.29	State Aid Revenues	262,164,954.69	Veteran & Senior Citizen Taxes	67,191,836.00
Elections	2,119,556.86	Federal Aid Revenues	12,861,644.75	Total Taxes for Rate Computation	5,308,263,852.77
General Administration (other)	317,133,553.16	State and Local Fiscal Assistance Act Utilized	76,208,990.59	Special District Taxes	43,370,104.74
JUDICIARY		Sale of Acquired Property	6,545,768.15	Bank Corp. Taxes	12,328,664.78
Municipal Courts	37,636,400.75	Other Miscellaneous Revenues	540,065,220.33	Added and Omitted Taxes	63,107,012.40
PUBLIC SAFETY		Total	7,131,240,972.67	Total Taxes Levied - ABSTRACT	5,359,877,888.69
Fire Protection	243,852,650.93	Prior Years Surplus Appropriated	222,191,125.42	Total Taxes Billed	5,357,729,212.52
Police Protection	607,949,613.92	REVENUES	7,453,432,099.09	1984 TAXES COLLECTED	5,165,526,211.08
Civil Defense & Disaster Control	2,677,023.87	Reserve For Uncollected Taxes	317,167,602.07	1984 Taxes Cancelled, Abated or Adjusted	21,606,446.35
Environmental Inspection & Control	37,204,754.40	CAPITAL OUTLAY	349,943,407.51	Transfer to Tax Title Liens or Foreclosed	23,434,178.09
Other Public Safety	994,163.03	TOTAL	7,453,432,099.09	Balance Outstanding Dec. 31, 1984	194,056,730.12
PUBLIC WORKS				PRIOR YEARS TAXES OUTSTANDING	
Streets and Drainage	239,653,932.98	Public Enterprises	67,297,891.75	Balance January 1, 1984	214,388,035.19
Sewers and Sewage Processing	130,670,322.28	Recreation—Culture	18,225,737.96	Collected in 1984	173,608,549.95
Garbage and Trash Disposal	120,343,247.76	Public Works	158,745,255.93	Cancelled, Abated or Adjusted 1984	7,581,719.06
Public Buildings and Grounds	71,882,230.31	Buildings and Grounds	78,137,469.45	Transfers to Tax Title Liens or Foreclosed	8,402,280.01
Other Public Works	45,430,747.63	Library and Education	23,077,263.30	Balance December 31, 1984	24,795,486.17
HEALTH and WELFARE		Conservation	4,459,739.12	TAX TITLE LIENS OUTSTANDING	
Health Services Except Environmental	50,626,332.58	All Other		Balance January 1, 1984	101,129,571.84
Welfare-Public Assistance	27,356,464.90	CAPITAL DEBT AUTHORIZED, DECEMBER 31, 1984		Transfer From Taxes	32,238,201.45
Hospitals, Clinics, First Aid	7,331,054.76	ISSUED AND UNISSUED		Redeemed in 1984	32,095,463.43
Animal, Insect, & Rodent Control	3,440,985.33	School	1,468,037,077	Cancelled, Abated or Adjusted (1984)	2,146,753.91
Other Welfare Services	6,854,611.92	Self-Liquidating	763,043,757	Transfers to Foreclosed Property	5,109,377.08
RECREATION and CONSERVATION		Other	2,249,218,537	Balance December 31, 1984	94,016,178.87
Beaches and Boardwalks	9,058,942.52	Total	4,500,349,421	PROPERTY ACQUIRED BY DEED OR FORECLOSURE	
Parks, Playgrounds, Shade Trees	36,399,005.05	ISSUED AND OUTSTANDING		Balance January 1, 1984	298,019,432.08
Land Reclamation & Conservation	5,258,405.23	School	1,349,521,211.41	Transfers From Taxes or Liens	9,482,748.98
Other Recreational Services	35,451,931.40	Self-Liquidating	596,240,269.44	Sale for Cash (1984)	9,725,449.79
EDUCATION (excluding schools)		Other	1,874,720,129.90	Cancelled, Abated or Adjusted (1984)	16,109,896.92
Libraries	65,556,901.71	Total	3,820,481,610.75	Balance December 31, 1984	281,606,834.35
Other Educational Services	25,871,969.28	EQUALIZED VALUATION BASIS		CURRENT FINANCES DECEMBER 31, 1984	
STATUTORY EXPENDITURES		FOR NET DEBT COMPUTATION	194,887,571,346	ASSETS	
Pensions & F. I. C. A.	217,353,953.77	REAL PROPERTY VALUATIONS		Cash Dec. 31, 1984	1,294,474,361.91
Employee Fringe Benefits	84,726,535.18	Code Class # of Parcels % VAL'N	ASSESSED VALUATION	Taxes Receivable	218,852,216.29
Other Statutory Expenditures	6,034,797.92	1 Vacant Land		Tax Title Liens	94,016,178.87
CETA And Other Public Employment Programs	706,329.13	2 Residential		Foreclosed Property	281,666,834.35
MUNICIPAL FUNCTIONS	2,646,024,786.78	3 Farm		Emergencies & Other Deferred Charges	48,482,142.59
CAPITAL IMPROVEMENTS	*MEMO 28,808,136.47	4a Commercial (SEE PAGE 48)		State and Federal Aid Receivable	12,058,102.26
DEBT SERVICE		4b Industrial		Other Receivables	127,779,591.43
Principal Payments	165,843,782.96	4c Apartments		Total	2,077,329,427.70
Interest Payments	153,126,066.97	Total		LIABILITIES, RESERVES, AND SURPLUS	
TYPE I SCHL DEBT *MEMO	59,761,001.80	Land Area 7487.32 Sq. Miles		Cash Liabilities	766,701,866.87
DEFERRED CHARGES	42,053,929.25	Net Valuation Taxable-Municipal	152,159,609,843	Reserves for Receivables	700,716,282.06
SCHOOL, COUNTY, SPECIAL DISTRICT TAXES	4,053,658,806.25	Net Valuation Taxable-County	205,970,010,620	Surplus Dec. 31, 1984	609,911,278.77
RESERVE FOR UNCOLLECTED TAXES	317,167,602.07	State Equalized Valuation	213,899,908,461	Total	2,077,329,427.70
EXPENDITURES	7,377,874,974.28	State Equalization Ratio			

1984/3000

*ABOVE DEBT SERVICE INCLUDES TYPE I SCHL DEBT.

*Includes County Health Service Taxes or County Vocational School Taxes. See Table 13.

0199

Population 1980 194,119
 Population 1984 200,896
 S & P Rating
 Moody Rating

General Tax Rate Per \$100.

State Equalized Tax Rate

SUMMARY ATLANTIC COUNTY MUNICIPALITIES

PER CAPITA:

Gross Debt 735.79
 Net Debt 356.40
 Debt Service 54.77
 Total Tax Levy 939.91
 Municipal Expenditures 717.31

PER CENT:

Gross Debt 1.77
 Net Debt .86
 Tax Levy Collected 93.18
 Tax Levy Cancelled, Abated or Adjusted .17

EXPENDITURES		REVENUES-REALIZED		1984 PROPERTY TAX	
GENERAL GOVERNMENT				STATE EQUALIZED TAX RATE →	
Governing Body & Public Boards	1,837,497.34	1984 Property Taxes Collected		Local District School Taxes	58,229,923.60
Municipal Clerk	932,911.42	1984 Payments in Lieu of Taxes		Regional & Consolidated School Tax	13,587,462.87
Financial Administration	1,661,000.79	Delinquent Tax & Lien Collections		School Taxes in Municipal Budget	1,646,294.90
Assessment of Taxes	846,921.17	Business Personalty Replacement Taxes		County Taxes	* 42,217,758.80
Collection of Taxes	1,269,786.24	Taxes from Public Utilities		County Library Taxes	1,473,504.00
Planning, Housing & Development	1,573,084.11	Other Miscellaneous Tax Revenues		Local Municipal Purpose Taxes	67,066,108.92
Human Resources	543,460.74	State Aid Revenues		Veteran & Senior Citizen Taxes	2,305,300.00
Elections	75,602.32	Federal Aid Revenues		Total Taxes for Rate Computation	186,526,353.09
General Administration (other)	14,882,441.55	State and Local Fiscal Assistance Act Utilized		Special District Taxes	518,548.00
JUDICIARY		Sale of Acquired Property		Bank Corp. Taxes	261,634.60
Municipal Courts	1,731,734.04	Other Miscellaneous Revenues		Added and Omitted Taxes	3,822,012.59
PUBLIC SAFETY		Total		Total Taxes Levied - ABSTRACT	188,823,248.28
Fire Protection	15,845,632.51	Prior Years Surplus Appropriated		Total Taxes Billed	191,153,139.65
Police Protection	32,904,978.26	REVENUES TOTAL		1984 TAXES COLLECTED	178,111,015.58
Civil Defense & Disaster Control	449,902.59	Reserve For Uncollected Taxes		1984 Taxes Cancelled, Abated or Adjusted	316,147.51
Environmental Inspection & Control	2,986,122.28	CAPITAL OUTLAY TOTAL		Transfer to Tax Title Liens or Foreclosed	552,224.89
Other Public Safety	73,207.59			Balance Outstanding Dec. 31, 1984	12,174,413.43
PUBLIC WORKS		Public Enterprises		PRIOR YEARS TAXES OUTSTANDING	
Streets and Drainage	6,042,764.99	Recreation—Culture		Balance January 1, 1984	11,604,466.65
Sewers and Sewage Processing	4,037,055.49	Public Works		Collected in 1984	9,740,137.37
Garbage and Trash Disposal	2,435,039.80	Buildings and Grounds		Cancelled, Abated or Adjusted 1984	74,592.71
Public Buildings and Grounds	4,655,657.87	Library and Education		Transfers to Tax Title Liens or Foreclosed	1,316,636.85
Other Public Works	1,585,388.14	Conservation		Balance December 31, 1984	473,099.72
HEALTH and WELFARE		All Other		TAX TITLE LIENS OUTSTANDING	
Health Services Except Environmental	2,056,177.35	CAPITAL DEBT AUTHORIZED, DECEMBER 31, 1984		Balance January 1, 1984	6,630,916.75
Welfare-Public Assistance	680,668.30	ISSUED AND UNISSUED GROSS DEBT NET DEBT		Transfer From Taxes	1,957,630.08
Hospitals, Clinics, First Aid	2,000.00	School 54,257,439 169,603		Redeemed in 1984	2,918,528.77
Animal, Insect, & Rodent Control	266,982.48	Self-liquidating 22,853,148 2,475,000		Cancelled, Abated or Adjusted (1984)	9,092.50
Other Welfare Services	200.00	Other 70,706,705 68,954,978		Transfers to Foreclosed Property	93,843.21
RECREATION and CONSERVATION		Total 147,817,293 71,599,482		Balance December 31, 1984	4,567,082.35
Beaches and Boardwalks	1,730,381.16	ISSUED AND OUTSTANDING		PROPERTY ACQUIRED BY DEED OR FORECLOSURE	
Parks, Playgrounds, Shade Trees	1,420,354.52	School 46,746,475.71		Balance January 1, 1984	14,863,949.18
Land Reclamation & Conservation	376,653.60	Self-Liquidating 15,389,148.27		Transfers From Taxes or Liens	104,775.53
Other Recreational Services	631,787.28	Other 69,156,297.22		Sale for Cash (1984)	689,191.67
EDUCATION (excluding schools)		Total 131,291,921.20		Cancelled, Abated or Adjusted (1984)	10,800.00
Libraries	1,021,417.52	EQUALIZED VALUATION BASIS		Balance December 31, 1984	14,268,733.04
Other Educational Services	286,185.55	FOR NET DEBT COMPUTATION		CURRENT FINANCES DECEMBER 31, 1984	
STATUTORY EXPENDITURES		REAL PROPERTY VALUATIONS		ASSETS	
Pensions & F. I. C. A.	10,064,974.72	Code Class # of Parcels % VAL'N		Cash Dec. 31, 1984	43,774,352.36
Employee Fringe Benefits	1,783,979.35	1 Vacant Land		Taxes Receivable	12,647,513.15
Other Statutory Expenditures	306,995.29	2 Residential		Tax Title Liens	4,567,082.35
CETA And Other Public Employment Programs		3 Farm		Foreclosed Property	14,268,733.04
MUNICIPAL FUNCTIONS TOTAL	117,049,950.86	4a Commercial (SEE PAGE 7)		Emergencies & Other Deferred Charges	3,283,593.97
CAPITAL IMPROVEMENTS *MEMO	999,006.06	4b Industrial		State and Federal Aid Receivable	166,642.56
DEBT SERVICE		4c Apartments		Other Receivables	3,045,643.82
Principal Payments	5,456,457.75	Total		Total	81,753,561.25
Interest Payments	5,546,084.25	Land Area 566.77 Sq. Miles		LIABILITIES, RESERVES, AND SURPLUS	
TYPE I SCHL DEBT *MEMO	2,150,656.12	Net Valuation Taxable-Municipal		Cash Liabilities	18,683,928.02
DEFERRED CHARGES	839,687.35	Net Valuation Taxable-County		Reserves for Receivables	34,732,126.65
SCHOOL, COUNTY, SPECIAL DISTRICT TAXES	117,673,492.17	State Equalized Valuation		Surplus Dec. 31, 1984	28,337,506.58
RESERVE FOR UNCOLLECTED TAXES	15,211,556.40	State Equalization Ratio		Total	81,753,561.25
EXPENDITURES TOTAL	261,777,231.38				

1984/3000

*ABOVE DEBT SERVICE INCLUDES TYPE I SCHL DEBT.

*Includes County Health Service Taxes or County Vocational School Taxes. See Table 13.

0299

Population 1980 845,385
 Population 1984 844,535
 S & P Rating
 Moody Rating

General Tax Rate Per \$100.

State Equalized Tax Rate

SUMMARY BERGEN COUNTY MUNICIPALITIES

PER CAPITA:

Gross Debt 467.74
 Net Debt 320.76
 Debt Service 47.88
 Total Tax Levy 984.13
 Municipal Expenditures 446.66

PER CENT:

Gross Debt 1.24
 Net Debt .85
 Tax Levy Collected 97.51
 Tax Levy Cancelled, Abated or Adjusted .36

EXPENDITURES		REVENUES-REALIZED		1984 PROPERTY TAX	
GENERAL GOVERNMENT				STATE EQUALIZED TAX RATE	
Governing Body & Public Boards	403,524.50	1984 Property Taxes Collected	727,421,238.62	Local District School Taxes	363,557,793.91
Municipal Clerk	911,349.40	1984 Payments in Lieu of Taxes	1,778,565.73	Regional & Consolidated School Tax	54,980,963.76
Financial Administration	2,856,141.21	Delinquent Tax & Lien Collections	16,771,067.67	School Taxes in Municipal Budget	2,212,560.00
Assessment of Taxes	4,236,430.71	Business Personalty Replacement Taxes	15,294,307.97	County Taxes	121,924,667.07
Collection of Taxes	3,254,550.41	Taxes from Public Utilities	67,532,120.65	County Library Taxes	
Planning, Housing & Development	1,756,384.01	Other Miscellaneous Tax Revenues	371,857.00	Local Municipal Purpose Taxes	196,585,210.52
Human Resources	313,537.81	State Aid Revenues	9,922,671.99	Veteran & Senior Citizen Taxes	8,252,150.00
Elections	172,350.38	Federal Aid Revenues	4,018.00	Total Taxes for Rate Computation	747,513,345.26
General Administration (other)	30,730,361.78	State and Local Fiscal Assistance Act Utilized	7,539,132.33	Special District Taxes	440,000.00
JUDICIARY		Sale of Acquired Property	239,900.00	Bank Corp. Taxes	1,992,883.52
Municipal Courts	3,680,164.55	Other Miscellaneous Revenues	43,563,185.26	Added and Omitted Taxes	4,984,955.49
PUBLIC SAFETY		Total	895,888,676.22	Total Taxes Levied - ABSTRACT	746,679,034.27
Fire Protection	18,309,363.88	Prior Years Surplus Appropriated	23,985,033.96	Total Taxes Billed	745,978,956.15
Police Protection	77,285,757.22	REVENUES TOTAL	924,873,710.08	1984 TAXES COLLECTED	727,421,293.62
Civil Defense & Disaster Control	224,814.30	Reserve For Uncollected Taxes	30,076,390.19	1984 Taxes Cancelled, Abated or Adjusted	2,719,582.31
Environmental Inspection & Control	3,730,161.23	CAPITAL OUTLAY TOTAL	33,041,328.96	Transfer to Tax Title Liens or Foreclosed	1,303,665.46
Other Public Safety	55,097.50			Balance Outstanding Dec. 31, 1984	15,217,755.68
PUBLIC WORKS				PRIOR YEARS TAXES OUTSTANDING	
Streets and Drainage	27,497,550.07	Public Enterprises	1,919,103.08	Balance January 1, 1984	19,827,579.48
Sewers and Sewage Processing	25,025,245.56	Recreation—Culture	1,081,431.06	Collected in 1984	15,760,928.09
Garbage and Trash Disposal	25,852,499.46	Public Works	18,002,776.45	Cancelled, Abated or Adjusted 1984	919,748.81
Public Buildings and Grounds	3,227,083.46	Buildings and Grounds	10,780,606.34	Transfers to Tax Title Liens or Foreclosed	96,521.94
Other Public Works	4,375,260.75	Library and Education	311,033.37	Balance December 31, 1984	3,050,380.64
HEALTH and WELFARE		Conservation	946,378.66	TAX TITLE LIENS OUTSTANDING	
Health Services Except Environmental	4,789,791.04	All Other		Balance January 1, 1984	2,965,281.31
Welfare-Public Assistance	1,087,156.58	CAPITAL DEBT AUTHORIZED, DECEMBER 31, 1984		Transfer From Taxes	728,350.66
Hospitals, Clinics, First Aid	175,995.16	ISSUED AND UNISSUED		Redeemed in 1984	1,010,142.03
Animal, Insect, & Rodent Control	146,784.36	School	87,485,621	Cancelled, Abated or Adjusted (1984)	15,163.50
Other Welfare Services	94,193.00	Self-Liquidating	32,657,634	Transfers to Foreclosed Property	12,850.98
RECREATION and CONSERVATION		Other	274,879,456	Balance December 31, 1984	2,655,475.46
Beaches and Boardwalks		Total	395,022,711	PROPERTY ACQUIRED BY DEED OR FORECLOSURE	
Parks, Playgrounds, Shade Trees	5,416,197.31	ISSUED AND OUTSTANDING		Balance January 1, 1984	15,248,511.00
Land Reclamation & Conservation	205,716.42	School	86,031,357.12	Transfers From Taxes or Liens	13,881.50
Other Recreational Services	4,292,539.29	Self-Liquidating	26,557,527.00	Sale for Cash (1984)	856,443.00
EDUCATION (excluding schools)		Other	234,284,597.29	Cancelled, Abated or Adjusted (1984)	635,627.00
Libraries	10,915,295.16	Total	346,373,481.41	Balance December 31, 1984	13,770,322.50
Other Educational Services	3,795,435.77	EQUALIZED VALUATION BASIS FOR NET DEBT COMPUTATION	31,766,072,790	CURRENT FINANCES DECEMBER 31, 1984	
STATUTORY EXPENDITURES		REAL PROPERTY VALUATIONS		ASSETS	
Pensions & F. I. C. A.	22,889,511.31	Code Class # of Parcels % VAL'N		Cash Dec. 31, 1984	118,941,562.98
Employee Fringe Benefits	9,459,513.19	1 Vacant Land		Taxes Receivable	18,268,136.32
Other Statutory Expenditures	425,934.60	2 Residential		Tax Title Liens	2,655,475.46
CETA And Other Public Employment Programs		3 Farm		Foreclosed Property	13,770,322.50
MUNICIPAL FUNCTIONS TOTAL	302,597,495.58	4a Commercial		Emergencies & Other Deferred Charges	5,346,136.22
CAPITAL IMPROVEMENTS *MEMO	4,196,107.07	4b Industrial		State and Federal Aid Receivable	419,916.09
DEBT SERVICE		4c Apartments		Other Receivables	4,470,715.80
Principal Payments	24,605,260.41	Total		Total	163,872,265.37
Interest Payments	15,831,083.13	Land Area 234.57 Sq. Miles		LIABILITIES, RESERVES, AND SURPLUS	
TYPE I SCHL DEBT *MEMO	2,178,985.53	Net Valuation Taxable-Municipal	22,862,975,463	Cash Liabilities	65,713,715.99
DEFERRED CHARGES	4,109,211.10	Net Valuation Taxable-County	32,661,249,817	Reserves for Receivables	38,771,210.01
SCHOOL, COUNTY, SPECIAL DISTRICT TAXES	543,115,984.74	State Equalized Valuation	34,750,365,608	Surplus Dec. 31, 1984	59,387,339.37
RESERVE FOR UNCOLLECTED TAXES	30,076,390.19	State Equalization Ratio		Total	163,872,265.37
EXPENDITURES TOTAL	920,335,425.15				

1984/3000

*ABOVE DEBT SERVICE INCLUDES TYPE I SCHL DEBT.

0399

Population 1980 362,542
 Population 1984 377,726
 S & P Rating
 Moody Rating

General Tax Rate Per \$100.

State Equalized Tax Rate

SUMMARY BURLINGTON COUNTY MUNICIPALITIES

PER CAPITA:

Gross Debt 452.64
 Net Debt 182.36
 Debt Service 26.91
 Total Tax Levy 499.80
 Municipal Expenditures 269.72

PER CENT:

Gross Debt 2.35
 Net Debt .95
 Tax Levy Collected 95.34
 Tax Levy Cancelled, Abated or Adjusted .47

EXPENDITURES		REVENUES-REALIZED		1984 PROPERTY TAX	
GENERAL GOVERNMENT				STATE EQUALIZED TAX RATE	
Governing Body & Public Boards	288,628.00	1984 Property Taxes Collected	179,789,485.94	Local District School Taxes	87,990,874.98
Municipal Clerk	461,601.00	1984 Payments in Lieu of Taxes	105,113.04	Regional & Consolidated School Tax	22,951,920.74
Financial Administration	1,579,270.51	Delinquent Tax & Lien Collections	7,352,554.63	School Taxes in Municipal Budget	
Assessment of Taxes	1,144,236.02	Business Personalty Replacement Taxes	3,926,241.43	County Taxes	45,480,001.17
Collection of Taxes	1,216,766.04	Taxes from Public Utilities	31,808,976.43	County Library Taxes	1,914,000.00
Planning, Housing & Development	1,394,380.97	Other Miscellaneous Tax Revenues	62,904.52	Local Municipal Purpose Taxes	23,809,259.17
Human Resources	659,890.00	State Aid Revenues	4,975,546.17	Veteran & Senior Citizen Taxes	2,985,246.00
Elections	20,060.15	Federal Aid Revenues		Total Taxes for Rate Computation	195,131,302.06
General Administration (other)	9,978,836.97	State and Local Fiscal Assistance Act Utilized	2,166,601.04	Special District Taxes	3,012,307.51
JUDICIARY		Sale of Acquired Property	55,849.44	Bank Corp. Taxes	345,795.05
Municipal Courts	1,550,344.95	Other Miscellaneous Revenues	18,021,506.98	Added and Omitted Taxes	3,282,785.27
PUBLIC SAFETY		Total	248,264,779.62	Total Taxes Levied - ABSTRACT	188,786,943.89
Fire Protection	1,708,185.47	Prior Years Surplus Appropriated	18,700,853.20	Total Taxes Billed	188,572,463.50
Police Protection	20,721,939.88	REVENUES TOTAL	265,965,632.82	1984 TAXES COLLECTED	179,789,485.94
Civil Defense & Disaster Control	74,653.58	Reserve For Uncollected Taxes	11,849,067.80	1984 Taxes Cancelled, Abated or Adjusted	890,115.23
Environmental Inspection & Control	1,607,472.80			Transfer to Tax Title Liens or Foreclosed	369,841.83
Other Public Safety		CAPITAL OUTLAY TOTAL	14,041,653.62	Balance Outstanding Dec. 31, 1984	7,523,020.77
PUBLIC WORKS				PRIOR YEARS TAXES OUTSTANDING	
Streets and Drainage	10,054,101.80	Public Enterprises	4,743,529.45	Balance January 1, 1984	7,523,387.17
Sewers and Sewage Processing	980,590.00	Recreation—Culture	1,330,803.55	Collected in 1984	6,733,666.93
Garbage and Trash Disposal	5,383,544.43	Public Works	5,406,914.34	Cancelled, Abated or Adjusted 1984	173,043.40
Public Buildings and Grounds	2,718,979.11	Buildings and Grounds	2,267,430.37	Transfers to Tax Title Liens or Foreclosed	271,712.46
Other Public Works	2,203,364.58	Library and Education	292,975.41	Balance December 31, 1984	344,964.38
HEALTH and WELFARE		Conservation		TAX TITLE LIENS OUTSTANDING	
Health Services Except Environmental	194,814.33	All Other		Balance January 1, 1984	2,560,753.97
Welfare-Public Assistance	377,215.67			Transfer From Taxes	674,141.59
Hospitals, Clinics, First Aid		CAPITAL DEBT AUTHORIZED, DECEMBER 31, 1984		Redeemed in 1984	641,498.76
Animal, Insect, & Rodent Control	177,573.80	ISSUED AND UNISSUED		Cancelled, Abated or Adjusted (1984)	11,639.45
Other Welfare Services	31,682.00	School	64,492,064	Transfers to Foreclosed Property	35,408.71
RECREATION and CONSERVATION		Self-liquidating	41,610,575	Balance December 31, 1984	2,546,348.64
Beaches and Boardwalks		Other	64,869,533	PROPERTY ACQUIRED BY DEED OR FORECLOSURE	
Parks, Playgrounds, Shade Trees	915,148.89	Total	170,972,173	Balance January 1, 1984	4,815,378.90
Land Reclamation & Conservation	19,345.00	ISSUED AND OUTSTANDING		Transfers From Taxes or Liens	35,408.71
Other Recreational Services	1,557,025.70	School	60,222,653.83	Sale for Cash (1984)	57,949.44
EDUCATION (excluding schools)		Self-Liquidating	38,113,620.27	Cancelled, Abated or Adjusted (1984)	2,800.00
Libraries	1,377,493.49	Other	53,607,824.99	Balance December 31, 1984	4,790,038.17
Other Educational Services	2,161,014.00	Total	151,944,099.09	CURRENT FINANCES DECEMBER 31, 1984	
STATUTORY EXPENDITURES		EQUALIZED VALUATION BASIS		ASSETS	
Pensions & F. I. C. A.	5,262,992.69	FOR NET DEBT COMPUTATION	7,278,592,939	Cash Dec. 31, 1984	78,460,433.07
Employee Fringe Benefits	2,455,066.52	REAL PROPERTY VALUATIONS		Taxes Receivable	7,867,985.15
Other Statutory Expenditures	267,703.64	Code Class # of Parcels % VAL'N	ASSESSED VALUATION	Tax Title Liens	2,546,348.64
CETA And Other Public Employment Programs		1 Vacant Land		Foreclosed Property	4,790,038.17
MUNICIPAL FUNCTIONS		2 Residential		Emergencies & Other Deferred Charges	1,680,349.61
CAPITAL IMPROVEMENTS		3 Farm		State and Federal Aid Receivable	163,596.73
DEBT SERVICE		4a Commercial (SEE PAGE 11)		Other Receivables	2,041,838.69
Principal Payments	6,401,337.90	4b Industrial		Total	97,550,590.06
Interest Payments	3,763,368.41	4c Apartments		LIABILITIES, RESERVES, AND SURPLUS	
TYPE I SCHL DEBT *MEMO	235,630.00	Total		Cash Liabilities	46,901,771.00
DEFERRED CHARGES		Land Area 817.64 Sq. Miles		Reserves for Receivables	17,118,940.46
SCHOOL, COUNTY, SPECIAL DISTRICT TAXES	161,349,104.40	Net Valuation Taxable-Municipal	6,359,943,508	Surplus Dec. 31, 1984	33,529,878.60
RESERVE FOR UNCOLLECTED TAXES	11,849,067.80	Net Valuation Taxable-County	7,624,254,226	Total	97,550,590.06
EXPENDITURES TOTAL	263,229,128.98	State Equalized Valuation	7,854,407,189		
		State Equalization Ratio			

1984/3000

*ABOVE DEBT SERVICE INCLUDES TYPE I SCHL DEBT.

0499

Population 1980 471,678
 Population 1984 485,064
 S & P Rating
 Moody Rating

General Tax Rate Per \$100.

State Equalized Tax Rate

SUMMARY CAMDEN COUNTY MUNICIPALITIES

PER CAPITA:

Gross Debt 448.29
 Net Debt 195.90
 Debt Service 26.34
 Total Tax Levy 625.61
 Municipal Expenditures 327.52

PER CENT:

Gross Debt 2.58
 Net Debt 1.13
 Tax Levy Collected 94.55
 Tax Levy Cancelled, Abated or Adjusted .41

EXPENDITURES		REVENUES-REALIZED		1984 PROPERTY TAX	
GENERAL GOVERNMENT				STATE EQUALIZED TAX RATE →	
Governing Body & Public Boards	536,584.00	1984 Property Taxes Collected	286,793,325.87	Local District School Taxes	119,895,088.60
Municipal Clerk	467,337.33	1984 Payments in Lieu of Taxes	2,172,245.43	Regional & Consolidated School Tax	19,211,265.48
Financial Administration	1,739,335.59	Delinquent Tax & Lien Collections	13,220,913.88	School Taxes in Municipal Budget	
Assessment of Taxes	2,656,752.67	Business Personalty Replacement Taxes	7,310,443.01	County Taxes	102,564,267.00
Collection of Taxes	1,835,435.21	Taxes from Public Utilities	34,573,322.44	County Library Taxes	996,424.00
Planning, Housing & Development	1,438,631.17	Other Miscellaneous Tax Revenues	282,302.04	Local Municipal Purpose Taxes	50,541,304.06
Human Resources	4,455,343.81	State Aid Revenues	16,033,139.49	Veteran & Senior Citizen Taxes	5,175,550.00
Elections	202,764.96	Federal Aid Revenues	3,366,695.97	Total Taxes for Rate Computation	298,333,899.14
General Administration (other)	15,906,841.62	State and Local Fiscal Assistance Act Utilized	4,159,085.78	Special District Taxes	5,901,427.01
JUDICIARY		Sale of Acquired Property	35,116.43	Bank Corp. Taxes	473,295.73
Municipal Courts	2,095,303.70	Other Miscellaneous Revenues	20,705,421.61	Added and Omitted Taxes	3,879,806.48
PUBLIC SAFETY		Total	389,152,011.95	Total Taxes Levied - ABSTRACT	303,462,878.36
Fire Protection	10,642,607.74	Prior Years Surplus Appropriated	15,494,999.56	Total Taxes Billed	303,322,811.21
Police Protection	32,278,323.51	REVENUES TOTAL	404,647,011.51	1984 TAXES COLLECTED	286,793,325.87
Civil Defense & Disaster Control	47,162.99	Reserve For Uncollected Taxes	19,329,001.61	1984 Taxes Cancelled, Abated or Adjusted *	1,237,775.05
Environmental Inspection & Control	2,006,560.54	CAPITAL OUTLAY TOTAL	21,472,779.65	Transfer to Tax Title Liens or Foreclosed	3,327,467.93
Other Public Safety	19,189.00			Balance Outstanding Dec. 31, 1984	11,964,238.36
PUBLIC WORKS		Public Enterprises	5,555,364.79	PRIOR YEARS TAXES OUTSTANDING	
Streets and Drainage	11,507,479.85	Recreation—Culture	781,567.99	Balance January 1, 1984	12,604,227.72
Sewers and Sewage Processing	2,589,161.09	Public Works	11,804,565.90	Collected in 1984	10,270,844.65
Garbage and Trash Disposal	7,382,732.80	Buildings and Grounds	3,130,502.51	Cancelled, Abated or Adjusted 1984	169,108.54
Public Buildings and Grounds	2,495,963.34	Library and Education	200,278.46	Transfers to Tax Title Liens or Foreclosed	1,201,721.30
Other Public Works	2,059,488.48	Conservation		Balance December 31, 1984	962,553.23
HEALTH and WELFARE		All Other		TAX TITLE LIENS OUTSTANDING	
Health Services Except Environmental	499,800.97	CAPITAL DEBT AUTHORIZED, DECEMBER 31, 1984		Balance January 1, 1984	9,478,186.74
Welfare-Public Assistance	1,773,557.10	ISSUED AND UNISSUED		Transfer From Taxes	4,798,805.19
Hospitals, Clinics, First Aid	320.00	School	80,432,632	Redeemed in 1984	3,001,594.09
Animal, Insect, & Rodent Control	97,615.97	Self-Liquidating	39,101,338	Cancelled, Abated or Adjusted (1984)	1,424,149.15
Other Welfare Services	10,000.00	Other	97,915,052	Transfers to Foreclosed Property	37,698.23
RECREATION and CONSERVATION		Total	217,449,023	Balance December 31, 1984	9,813,550.46
Beaches and Boardwalks	987.25	ISSUED AND OUTSTANDING		PROPERTY ACQUIRED BY DEED OR	
Parks, Playgrounds, Shade Trees	1,150,625.20	School	73,763,000.00	FORECLOSURE	
Land Reclamation & Conservation	71,852.62	Self-Liquidating	33,956,225.40	Balance January 1, 1984	26,571,721.75
Other Recreational Services	834,673.52	Other	37,592,952.38	Transfers From Taxes or Liens	3,568,978.60
EDUCATION (excluding schools)		Total	195,312,177.78	Sale for Cash (1984)	1,199,886.74
Libraries	2,140,545.99	EQUALIZED VALUATION BASIS		Cancelled, Abated or Adjusted (1984)	5,900.00
Other Educational Services	700,562.68	FOR NET DEBT COMPUTATION	8,438,408,599	Balance December 31, 1984	28,934,913.61
STATUTORY EXPENDITURES		REAL PROPERTY VALUATIONS		CURRENT FINANCES DECEMBER 31, 1984	
Pensions & F. I. C. A.	9,633,554.39	Code Class # of Parcels % VAL'N		ASSETS	
Employee Fringe Benefits	5,658,779.80	1 Vacant Land		Cash Dec. 31, 1984	62,137,502.04
Other Statutory Expenditures	363,296.36	2 Residential		Taxes Receivable	12,926,791.59
CETA And Other Public Employment Programs		3 Farm		Tax Title Liens	9,813,550.46
MUNICIPAL FUNCTIONS TOTAL	125,574,731.35	4a Commercial (SEE PAGE 13)		Foreclosed Property	28,934,913.61
CAPITAL IMPROVEMENTS *MEMO	977,391.13	4b Industrial		Emergencies & Other Deferred Charges	3,670,136.80
DEBT SERVICE		4c Apartments		State and Federal Aid Receivable	3,313,152.77
Principal Payments	5,912,976.30	Total		Other Receivables	3,938,217.71
Interest Payments	6,862,378.10	Land Area 222.01 Sq. Miles		Total	124,734,264.98
DEFERRED CHARGES	1,187,038.19	Net Valuation Taxable-Municipal	5,973,141,270	LIABILITIES, RESERVES, AND SURPLUS	
SCHOOL, COUNTY, SPECIAL DISTRICT TAXES	248,568,472.09	Net Valuation Taxable-County	8,734,388,923	Cash Liabilities	41,813,210.68
RESERVE FOR UNCOLLECTED TAXES	19,329,001.61	State Equalized Valuation	9,158,730,526	Reserves for Receivables	55,484,857.81
EXPENDITURES TOTAL	407,434,597.64	State Equalization Ratio		Surplus Dec. 31, 1984	27,436,196.49
				Total	124,734,264.98

0599
Population 1980 82,266
Population 1984 88,985
S & P Rating
Moody Rating

General Tax Rate Per \$100.
State Equalized Tax Rate

SUMMARY CAPE MAY COUNTY MUNICIPALITIES

PER CAPITA:		PER CENT:	
Gross Debt	1,076.22	Gross Debt	1.62
Net Debt	673.52	Net Debt	1.02
Debt Service	80.93	Tax Levy Collected	92.92
Total Tax Levy	1,037.26	Tax Levy Cancelled, Abated or Adjusted	.21
Municipal Expenditures	799.49		

EXPENDITURES		REVENUES-REALIZED		1984 PROPERTY TAX	
GENERAL GOVERNMENT				STATE EQUALIZED TAX RATE	
Governing Body & Public Boards	231,269.31	1984 Property Taxes Collected	85,584,871.53	Local District School Taxes	27,123,684.42
Municipal Clerk	360,905.01	1984 Payments in Lieu of Taxes	117,597.65	Regional & Consolidated School Tax	4,764,451.00
Financial Administration	877,168.01	Delinquent Tax & Lien Collections	6,180,628.62	School Taxes in Municipal Budget	296,133.75
Assessment of Taxes	491,516.73	Business Personalty Replacement Taxes	1,196,083.68	County Taxes	24,637,697.02
Collection of Taxes	785,481.95	Taxes from Public Utilities	12,804,609.27	County Library Taxes	1,117,309.39
Planning, Housing & Development	396,430.18	Other Miscellaneous Tax Revenues	74,375.00	Local Municipal Purpose Taxes	32,437,150.04
Human Resources	87,632.00	State Aid Revenues	630,281.81	Veteran & Senior Citizen Taxes	1,440,650.00
Elections	39,430.71	Federal Aid Revenues	44,729.00	Total Taxes for Rate Computation	91,817,075.62
General Administration (other)	7,575,565.54	State and Local Fiscal Assistance Act Utilized	1,062,715.14	Special District Taxes	717,316.43
JUDICIARY		Sale of Acquired Property		Bank Corp. Taxes	209,070.53
Municipal Courts	914,022.95	Other Miscellaneous Revenues	13,306,168.15	Added and Omitted Taxes	997,738.58
PUBLIC SAFETY		Total	121,002,059.85	Total Taxes Levied - ABSTRACT	92,300,551.16
Fire Protection	2,669,050.85	Prior Years Surplus Appropriated	7,279,000.00	Total Taxes Billed	92,108,972.85
Police Protection	9,427,737.22	REVENUES TOTAL	128,281,059.85	1984 TAXES COLLECTED	85,584,871.53
Civil Defense & Disaster Control	139,730.86	Reserve For Uncollected Taxes	7,595,936.81	1984 Taxes Cancelled, Abated or Adjusted	191,490.72
Environmental Inspection & Control	1,024,641.73	CAPITAL OUTLAY TOTAL	10,146,501.58	Transfer to Tax Title Liens or Foreclosed	434,850.42
Other Public Safety	109,100.00			Balance Outstanding Dec. 31, 1984	5,897,759.98
PUBLIC WORKS				PRIOR YEARS TAXES OUTSTANDING	
Streets and Drainage	6,439,348.93	Public Enterprises	1,199,005.63	Balance January 1, 1984	6,109,958.86
Sewers and Sewage Processing	1,740,127.88	Recreation—Culture	573,262.07	Collected in 1984	5,592,550.43
Garbage and Trash Disposal	3,865,644.23	Public Works	7,348,207.17	Cancelled, Abated or Adjusted 1984	30,816.70
Public Buildings and Grounds	1,257,608.28	Buildings and Grounds	695,161.95	Transfers to Tax Title Liens or Foreclosed	137,553.21
Other Public Works	2,333,955.38	Library and Education	112,871.11	Balance December 31, 1984	349,038.52
HEALTH and WELFARE		Conservation	517,993.65	TAX TITLE LIENS OUTSTANDING	
Health Services Except Environmental	85,597.60	All Other		Balance January 1, 1984	1,215,050.07
Welfare-Public Assistance	124,713.19			Transfer From Taxes	589,263.69
Hospitals, Clinics, First Aid	3,100.00			Redeemed in 1984	588,078.17
Animal, Insect, & Rodent Control	209,787.99			Cancelled, Abated or Adjusted (1984)	8,544.01
Other Welfare Services	100.00			Transfers to Foreclosed Property	15,651.90
RECREATION and CONSERVATION				Balance December 31, 1984	1,192,039.68
Beaches and Boardwalks	2,618,350.35			PROPERTY ACQUIRED BY DEED OR FORECLOSURE	
Parks, Playgrounds, Shade Trees	452,141.64			Balance January 1, 1984	3,518,556.35
Land Reclamation & Conservation	544,508.00			Transfers From Taxes or Liens	18,906.85
Other Recreational Services	933,557.85			Sale for Cash (1984)	63,071.25
EDUCATION (excluding schools)				Cancelled, Abated or Adjusted (1984)	
Libraries	374,363.00			Balance December 31, 1984	3,474,441.95
Other Educational Services	3,528,000.00			CURRENT FINANCES DECEMBER 31, 1984	
STATUTORY EXPENDITURES				ASSETS	
Pensions & F. I. C. A.	3,855,809.15			Cash Dec. 31, 1984	29,251,563.41
Employee Fringe Benefits	1,694,117.59			Taxes Receivable	6,246,798.50
Other Statutory Expenditures	191,805.69			Tax Title Liens	1,192,039.68
CETA And Other Public Employment Programs				Foreclosed Property	3,474,441.95
MUNICIPAL FUNCTIONS TOTAL	55,388,374.91			Emergencies & Other Deferred Charges	1,621,079.97
CAPITAL IMPROVEMENTS *MEMO	414,229.41			State and Federal Aid Receivable	35,116.78
DEBT SERVICE				Other Receivables	1,460,983.46
Principal Payments	3,534,750.16			Total	43,281,973.75
Interest Payments	3,666,910.68			LIABILITIES, RESERVES, AND SURPLUS	
TYPE I SCHL DEBT *MEMO	296,133.75			Cash Liabilities	14,563,869.78
DEFERRED CHARGES	956,750.68			Reserves for Receivables	11,867,168.09
SCHOOL, COUNTY, SPECIAL DISTRICT TAXES	58,656,592.01			Surplus Dec. 31, 1984	16,750,934.98
RESERVE FOR UNCOLLECTED TAXES	7,595,936.91			Total	43,281,973.75
EXPENDITURES TOTAL	129,759,315.25				

1984/3000

*ABOVE DEBT SERVICE INCLUDES TYPE I SCHL DEBT.

0699

Population 1980 132,866
 Population 1984 134,002
 S & P Rating
 Moody Rating

General Tax Rate Per \$100.

State Equalized Tax Rate

SUMMARY CUMBERLAND COUNTY MUNICIPALITIES

PER CAPITA:

Gross Debt 539.15
 Net Debt 109.40
 Debt Service 30.03
 Total Tax Levy 446.85
 Municipal Expenditures 313.02

PER CENT:

Gross Debt 3.81
 Net Debt .77
 Tax Levy Collected 91.75
 Tax Levy Cancelled, Abated or Adjusted .31

EXPENDITURES		REVENUES-REALIZED		1984 PROPERTY TAX	
GENERAL GOVERNMENT				STATE EQUALIZED TAX RATE →	
Governing Body & Public Boards	96,358.34	1984 Property Taxes Collected	54,850,326.54	Local District School Taxes	24,016,146.32
Municipal Clerk	156,428.00	1984 Payments in Lieu of Taxes	94,768.19	Regional & Consolidated School Tax	1,968,520.83
Financial Administration	895,431.55	Delinquent Tax & Lien Collections	4,277,186.52	School Taxes in Municipal Budget	828,866.53
Assessment of Taxes	487,033.12	Business Personalty Replacement Taxes	2,325,374.83	County Taxes	* 22,534,002.85
Collection of Taxes	578,211.24	Taxes from Public Utilities	7,657,453.00	County Library Taxes	
Planning, Housing & Development	289,345.65	Other Miscellaneous Tax Revenues	2,169.61	Local Municipal Purpose Taxes	9,445,158.60
Human Resources	1,948,040.00	State Aid Revenues	6,537,931.13	Veteran & Senior Citizen Taxes	1,639,650.00
Elections	94,705.00	Federal Aid Revenues	239,200.00	Total Taxes for Rate Computation	60,432,345.13
General Administration (other)	4,678,942.16	State and Local Fiscal Assistance Act Utilized	1,331,028.21	Special District Taxes	636,129.12
JUDICIARY		Sale of Acquired Property	17,070.00	Bank Corp. Taxes	138,930.97
Municipal Courts	555,835.63	Other Miscellaneous Revenues	7,305,679.46	Added and Omitted Taxes	311,305.13
PUBLIC SAFETY		Total	84,638,187.54	Total Taxes Levied - ABSTRACT	59,879,060.35
Fire Protection	1,460,592.86	Prior Years Surplus Appropriated	7,791,516.31	Total Taxes Billed	59,785,258.33
Police Protection	5,933,754.95	REVENUES TOTAL	92,429,703.85	1984 TAXES COLLECTED	54,850,326.54
Civil Defense & Disaster Control	35,481.52	Reserve For Uncollected Taxes	5,631,065.69	1984 Taxes Cancelled, Abated or Adjusted	134,683.08
Environmental Inspection & Control	320,725.51	CAPITAL OUTLAY TOTAL	5,164,528.51	Transfer to Tax Title Liens or Foreclosed	479,581.48
Other Public Safety				Balance Outstanding Dec. 31, 1984	4,270,667.23
PUBLIC WORKS				PRIOR YEARS TAXES OUTSTANDING	
Streets and Drainage	4,261,672.28	Public Enterprises	2,030,609.59	Balance January 1, 1984	4,210,639.98
Sewers and Sewage Processing	160,355.31	Recreation—Culture	91,238.04	Collected in 1984	3,637,426.98
Garbage and Trash Disposal	1,156,572.13	Public Works	315,702.81	Cancelled, Abated or Adjusted 1984	68,950.50
Public Buildings and Grounds	1,177,951.17	Buildings and Grounds	2,205,388.54	Transfers to Tax Title Liens or Foreclosed	142,749.28
Other Public Works	236,643.62	Library and Education	521,589.53	Balance December 31, 1984	361,513.22
HEALTH and WELFARE		Conservation		TAX TITLE LIENS OUTSTANDING	
Health Services Except Environmental	932,633.00	All Other		Balance January 1, 1984	1,974,197.59
Welfare-Public Assistance	339,761.55	CAPITAL DEBT AUTHORIZED, DECEMBER 31, 1984		Transfer From Taxes	646,718.57
Hospitals, Clinics, First Aid	40,700.00	ISSUED AND UNISSUED		Redeemed in 1984	639,759.54
Animal, Insect, & Rodent Control	153,203.51	School	36,238,850	Cancelled, Abated or Adjusted (1984)	6,002.47
Other Welfare Services		Self-liquidating	23,553,659	Transfers to Foreclosed Property	78,608.20
RECREATION and CONSERVATION		Other	12,450,081	Balance December 31, 1984	1,896,545.95
Beaches and Boardwalks	1,600.00	Total	72,247,591	PROPERTY ACQUIRED BY DEED OR FORECLOSURE	
Parks, Playgrounds, Shade Trees	608,130.00	ISSUED AND OUTSTANDING		Balance January 1, 1984	2,543,559.86
Land Reclamation & Conservation	56,900.00	School	31,654,000.00	Transfers From Taxes or Liens	91,935.52
Other Recreational Services	771,609.89	Self-liquidating	11,902,000.00	Sale for Cash (1984)	35,632.00
EDUCATION (excluding schools)		Other	8,913,300.00	Cancelled, Abated or Adjusted (1984)	13,750.00
Libraries	643,409.93	Total	52,469,300.00	Balance December 31, 1984	2,586,613.38
Other Educational Services	846,164.62	EQUALIZED VALUATION BASIS		CURRENT FINANCES DECEMBER 31, 1984	
STATUTORY EXPENDITURES		FOR NET DEBT COMPUTATION	1,895,685,754	ASSETS	
Pensions & F. I. C. A.	2,091,736.40	REAL PROPERTY VALUATIONS		Cash Dec. 31, 1984	20,350,937.08
Employee Fringe Benefits	1,034,900.00	Code Class # of Parcels % VAL'N	ASSESSED VALUATION	Taxes Receivable	4,632,180.45
Other Statutory Expenditures	72,070.60	1 Vacant Land		Tax Title Liens	1,896,545.95
CETA And Other Public Employment Programs		2 Residential		Foreclosed Property	2,586,613.38
MUNICIPAL FUNCTIONS TOTAL	31,913,400.04	3 Farm		Emergencies & Other Deferred Charges	264,756.89
CAPITAL IMPROVEMENTS *MEMO	1,824,600.00	4a Commercial (SEE PAGE 17)		State and Federal Aid Receivable	157,036.64
DEBT SERVICE		4b Industrial		Other Receivables	1,866,334.15
Principal Payments	2,253,500.00	4c Apartments		Total	31,754,404.54
Interest Payments	1,771,224.03	Total		LIABILITIES, RESERVES, AND SURPLUS	
TYPE I SCHL DEBT *MEMO	2,729,632.06	Land Area 501.73 Sq. Miles		Cash Liabilities	11,242,179.16
DEFERRED CHARGES	376,053.37	Net Valuation Taxable-Municipal	1,552,731,667	Reserves for Receivables	10,311,886.01
SCHOOL, COUNTY, SPECIAL DISTRICT TAXES	49,983,565.65	Net Valuation Taxable-County	2,033,495,840	Surplus Dec. 31, 1984	10,200,339.37
RESERVE FOR UNCOLLECTED TAXES	5,631,065.69	State Equalized Valuation	2,035,857,953	Total	31,754,404.54
EXPENDITURES TOTAL	91,928,908.78	State Equalization Ratio			

1984/3000

*ABOVE DEBT SERVICE INCLUDES TYPE I SCHL DEBT.

*Includes County Health Service Taxes or County Vocational School Taxes. See Table 13.

0799

Population 1980 **851,116**
 Population 1984 **841,528**
 S & P Rating
 Moody Rating

General Tax Rate Per \$100.

State Equalized Tax Rate

SUMMARY ESSEX COUNTY MUNICIPALITIES

PER CAPITA:

Gross Debt **507.78**
 Net Debt **191.05**
 Debt Service **51.53**
 Total Tax Levy **701.74**
 Municipal Expenditures **595.18**

PER CENT:

Gross Debt **2.90**
 Net Debt **1.09**
 Tax Levy Collected **42.06**
 Tax Levy Cancelled, Abated or Adjusted **93.56**
 or Adjusted **.96**

EXPENDITURES		REVENUES-REALIZED		1984 PROPERTY TAX	
GENERAL GOVERNMENT				STATE EQUALIZED TAX RATE	
Governing Body & Public Boards	3,963,069.32	1984 Property Taxes Collected	551,212,834.63	Local District School Taxes	226,086,124.12
Municipal Clerk	2,188,190.33	1984 Payments in Lieu of Taxes	13,403,349.71	Regional & Consolidated School Tax	7,404,400.42
Financial Administration	7,061,510.07	Delinquent Tax & Lien Collections	23,014,066.29	School Taxes in Municipal Budget	5,110,997.62
Assessment of Taxes	1,915,839.33	Business Personalty Replacement Taxes	28,519,658.99	County Taxes	168,139,063.16
Collection of Taxes	1,558,639.93	Taxes from Public Utilities	66,863,571.65	County Library Taxes	
Planning, Housing & Development	1,862,144.43	Other Miscellaneous Tax Revenues	1,671,229.32	Local Municipal Purpose Taxes	176,558,851.50
Human Resources	14,060,243.10	State Aid Revenues	77,768,702.32	Veteran & Senior Citizen Taxes	4,531,400.00
Elections	248,078.47	Federal Aid Revenues	2,255,445.00	Total Taxes for Rate Computation	587,830,836.82
General Administration (other)	52,632,081.46	State and Local Fiscal Assistance Act Utilized	13,083,615.95	Special District Taxes	223,000.00
JUDICIARY		Sale of Acquired Property	727,363.37	Bank Corp. Taxes	1,975,706.98
Municipal Courts	4,994,614.10	Other Miscellaneous Revenues	99,859,340.24	Added and Omitted Taxes	5,034,331.24
PUBLIC SAFETY		Total	878,379,177.47	Total Taxes Levied - ABSTRACT	590,532,475.04
Fire Protection	52,996,240.36	Prior Years Surplus Appropriated	32,587,007.94	Total Taxes Billed	589,179,968.62
Police Protection	75,476,521.16	REVENUES TOTAL	910,966,185.41	1984 TAXES COLLECTED	551,212,834.63
Civil Defense & Disaster Control	518,900.40	Reserve For Uncollected Taxes	46,606,927.56	1984 Taxes Cancelled, Abated or Adjusted	5,666,641.34
Environmental Inspection & Control	3,416,820.00	CAPITAL OUTLAY TOTAL	19,958,037.19	Transfer to Tax Title Liens or Foreclosed	2,794,216.90
Other Public Safety	202,457.00			Balance Outstanding Dec. 31, 1984	29,511,425.54
PUBLIC WORKS				PRIOR YEARS TAXES OUTSTANDING	
Streets and Drainage	17,169,626.82	Public Enterprises	2,002,604.95	Balance January 1, 1984	28,273,690.51
Sewers and Sewage Processing	37,666,316.41	Recreation—Culture	921,824.38	Collected in 1984	17,776,819.80
Garbage and Trash Disposal	9,295,418.56	Public Works	7,100,729.10	Cancelled, Abated or Adjusted 1984	2,520,508.14
Public Buildings and Grounds	14,741,801.74	Buildings and Grounds	8,212,418.11	Transfers to Tax Title Liens or Foreclosed	951,741.92
Other Public Works	7,925,920.00	Library and Education	1,818,671.62	Balance December 31, 1984	7,024,620.65
HEALTH and WELFARE		Conservation	1,788.53	TAX TITLE LIENS OUTSTANDING	
Health Services Except Environmental	10,244,410.78	All Other		Balance January 1, 1984	16,258,411.80
Welfare-Public Assistance	10,327,631.95	CAPITAL DEBT AUTHORIZED, DECEMBER 31, 1984		Transfer From Taxes	3,675,359.69
Hospitals, Clinics, First Aid	84,422.60	ISSUED AND UNISSUED GROSS DEBT		Redeemed in 1984	5,203,734.85
Animal, Insect, & Rodent Control	439,614.00	School	232,203,843	Cancelled, Abated or Adjusted (1984)	113,990.36
Other Welfare Services	4,288,756.00	Self-liquidating	31,799,057	Transfers to Foreclosed Property	623,034.69
RECREATION and CONSERVATION		Other	163,306,144	Balance December 31, 1984	13,993,011.59
Beaches and Boardwalks		Total	427,309,044	PROPERTY ACQUIRED BY DEED OR FORECLOSURE	
Parks, Playgrounds, Shade Trees	5,323,099.53	ISSUED AND OUTSTANDING		Balance January 1, 1984	96,115,311.22
Land Reclamation & Conservation	177,568.91	School	207,490,374.00	Transfers From Taxes or Liens	783,426.71
Other Recreational Services	3,761,723.60	Self-liquidating	27,358,500.00	Sale for Cash (1984)	1,990,159.77
EDUCATION (excluding schools)		Other	147,420,316.75	Cancelled, Abated or Adjusted (1984)	6,392,265.81
Libraries	12,031,329.00	Total	382,269,190.75	Balance December 31, 1984	88,516,312.35
Other Educational Services	3,243,227.13	EQUALIZED VALUATION BASIS		CURRENT FINANCES DECEMBER 31, 1984	
STATUTORY EXPENDITURES		FOR NET DEBT COMPUTATION	14,715,838.943	ASSETS	
Pensions & F. I. C. A.	38,635,367.84	REAL PROPERTY VALUATIONS		Cash Dec. 31, 1984	146,976,245.89
Employee Fringe Benefits	7,724,601.28	Code Class # of Parcels % VAL'N		Taxes Receivable	36,536,046.19
Other Statutory Expenditures	1,045,900.00	1 Vacant Land		Tax Title Liens	13,993,011.59
CETA And Other Public Employment Programs	292,059.00	2 Residential		Foreclosed Property	88,516,312.35
MUNICIPAL FUNCTIONS TOTAL	407,514,150.01	3 Farm		Emergencies & Other Deferred Charges	3,477,902.36
CAPITAL IMPROVEMENTS *MEMO	1,239,390.00	4a Commercial (SEE PAGE 19)		State and Federal Aid Receivable	637,812.60
DEBT SERVICE		4b Industrial		Other Receivables	59,019,950.24
Principal Payments	20,775,430.04	4c Apartments		Total	349,157,281.22
Interest Payments	22,588,106.67	Total		LIABILITIES, RESERVES, AND SURPLUS	
TYPE I SCHL DEBT *MEMO	22,235,778.35	Land Area 127.44 Sq. Miles		Cash Liabilities	90,413,379.44
DEFERRED CHARGES	3,376,437.85	Net Valuation Taxable-Municipal	10,443,797,600	Reserves for Receivables	186,280,154.62
SCHOOL, COUNTY, SPECIAL DISTRICT TAXES	406,963,585.32	Net Valuation Taxable-County	15,319,616,469	Surplus Dec. 31, 1984	72,463,747.16
RESERVE FOR UNCOLLECTED TAXES	46,606,927.56	State Equalized Valuation	16,239,770,413	Total	349,157,281.22
EXPENDITURES TOTAL	907,824,637.45	State Equalization Ratio			

1984/3000

*ABOVE DEBT SERVICE INCLUDES TYPE I SCHL DEBT.

0899

Population 1980 199,917
 Population 1984 205,555
 S & P Rating
 Moody Rating

General Tax Rate Per \$100.

State Equalized Tax Rate

SUMMARY GLOUCESTER COUNTY MUNICIPALITIES

PER CAPITA:

Gross Debt 318.10
 Net Debt 135.74
 Debt Service 20.17
 Total Tax Levy 539.76
 Municipal Expenditures 281.56

PER CENT:

Gross Debt 1.54
 Net Debt .66
 Tax Levy Collected 94.22
 Tax Levy Cancelled, Abated or Adjusted .37

EXPENDITURES		REVENUES-REALIZED		1984 PROPERTY TAX STATE EQUALIZED TAX RATE	
GENERAL GOVERNMENT					
Governing Body & Public Boards	134,957.20	1984 Property Taxes Collected		51,870,844.59	
Municipal Clerk	316,753.51	1984 Payments in Lieu of Taxes		7,982,189.92	
Financial Administration	862,938.34	Delinquent Tax & Lien Collections		29,328,293.52	
Assessment of Taxes	1,007,241.22	Business Personalty Replacement Taxes		385,000.00	
Collection of Taxes	667,921.96	Taxes from Public Utilities		17,875,981.28	
Planning, Housing & Development	661,045.23	Other Miscellaneous Tax Revenues		2,117,950.00	
Human Resources	47,400.54	State Aid Revenues		109,560,259.31	
Elections	69,021.79	Federal Aid Revenues		1,994,282.90	
General Administration (other)	5,694,471.28	State and Local Fiscal Assistance Act Utilized		222,376.81	
JUDICIARY		Sale of Acquired Property		1,292,252.63	
Municipal Courts	923,472.95	Other Miscellaneous Revenues		110,951,221.65	
PUBLIC SAFETY		Total		110,850,836.58	
Fire Protection	1,240,666.17	Prior Years Surplus Appropriated		104,447,720.80	
Police Protection	12,870,099.24	REVENUES		414,119.33	
Civil Defense & Disaster Control	20,794.73	Reserve For Uncollected Taxes		751,855.86	
Environmental Inspection & Control	1,010,339.64	CAPITAL OUTLAY		5,397,123.86	
Other Public Safety		TOTAL			
PUBLIC WORKS		Public Enterprises		707,833.21	
Streets and Drainage	6,038,655.66	Recreation—Culture		46,547.28	
Sewers and Sewage Processing	647,514.93	Public Works		721,859.12	
Garbage and Trash Disposal	2,783,970.03	Buildings and Grounds		2,940,703.30	
Public Buildings and Grounds	1,193,239.95	Library and Education		818.45	
Other Public Works	731,391.73	Conservation			
HEALTH and WELFARE		All Other			
Health Services Except Environmental	234,917.00	CAPITAL DEBT AUTHORIZED, DECEMBER 31, 1984			
Welfare-Public Assistance	265,137.63	ISSUED AND UNISSUED			
Hospitals, Clinics, First Aid		GROSS DEBT			
Animal, Insect, & Rodent Control	85,326.23	NET DEBT			
Other Welfare Services	27,156.42	School		29,904,800	
RECREATION and CONSERVATION		Self-liquidating		12,081,291	
Beaches and Boardwalks		Other *		23,400,992	
Parks, Playgrounds, Shade Trees	745,368.10	Total		65,387,083	
Land Reclamation & Conservation	105,757.90	ISSUED AND OUTSTANDING			
Other Recreational Services	400,830.99	School		29,339,800.00	
EDUCATION (excluding schools)		Self-Liquidating		8,386,419.74	
Libraries	900,098.42	Other		19,995,337.22	
Other Educational Services	1,010.64	Total		57,721,556.96	
STATUTORY EXPENDITURES		EQUALIZED VALUATION BASIS		4,232,440,019	
Pensions & F. I. C. A.	2,933,234.37	FOR NET DEBT COMPUTATION			
Employee Fringe Benefits	1,484,473.93	REAL PROPERTY VALUATIONS			
Other Statutory Expenditures	124,992.13	Code Class # of Parcels % VAL'N		ASSESSED VALUATION	
CETA And Other Public Employment Programs		1 Vacant Land			
MUNICIPAL FUNCTIONS		2 Residential			
CAPITAL IMPROVEMENTS		3 Farm			
DEBT SERVICE		4a Commercial (SEE PAGE 21)			
Principal Payments	2,508,799.21	4b Industrial			
Interest Payments	1,636,972.86	4c Apartments			
DEFERRED CHARGES		Total			
SCHOOL, COUNTY, SPECIAL DISTRICT TAXES	2,070,882.03	Land Area 328.36 Sq. Miles			
RESERVE FOR UNCOLLECTED TAXES	91,560,610.93	Net Valuation Taxable-Municipal		3,750,379,960	
EXPENDITURES		Net Valuation Taxable-County		4,427,278,080	
TOTAL	149,437,243.53	State Equalized Valuation		4,533,370,905	
		State Equalization Ratio			

0999

Population 1980 556,972

Population 1984 558,613

S & P Rating

Moody Rating

General Tax Rate Per \$100.

State Equalized Tax Rate

SUMMARY HUDSON COUNTY MUNICIPALITIES

PER CAPITA:

Gross Debt 628.03

Net Debt 246.53

Debt Service 51.80

Total Tax Levy 552.09

Municipal Expenditures 607.08

PER CENT:

Gross Debt 5.05

Net Debt 1.98

Tax Levy Collected 94.10

Tax Levy Cancelled, Abated

or Adjusted .50

EXPENDITURES		REVENUES-REALIZED		1984 PROPERTY TAX	
GENERAL GOVERNMENT				STATE EQUALIZED TAX RATE →	
Governing Body & Public Boards	1,555,128.09	1984 Property Taxes Collected		Local District School Taxes	102,707,087.12
Municipal Clerk	1,098,723.00	1984 Payments in Lieu of Taxes		Regional & Consolidated School Tax	
Financial Administration	4,444,525.59	Delinquent Tax & Lien Collections		School Taxes in Municipal Budget	3,336,536.39
Assessment of Taxes	5,091,301.00	Business Personalty Replacement Taxes		County Taxes	* 79,888,443.42
Collection of Taxes	1,332,430.83	Taxes from Public Utilities		County Library Taxes	
Planning, Housing & Development	1,797,572.53	Other Miscellaneous Tax Revenues		Local Municipal Purpose Taxes	119,198,437.51
Human Resources	11,487,683.34	State Aid Revenues		Veteran & Senior Citizen Taxes	3,067,900.00
Elections	210,656.95	Federal Aid Revenues		Total Taxes for Rate Computation	308,198,404.44
General Administration (other)	30,544,576.34	State and Local Fiscal Assistance Act Utilized		Special District Taxes	310,000.00
JUDICIARY		Sale of Acquired Property		Bank Corp. Taxes	618,942.54
Municipal Courts	3,828,456.25	Other Miscellaneous Revenues		Added and Omitted Taxes	2,345,327.34
PUBLIC SAFETY		Total		Total Taxes Levied - ABSTRACT	308,405,774.32
Fire Protection	52,351,596.72	Prior Years Surplus Appropriated		Total Taxes Billed	307,856,446.34
Police Protection	56,137,403.03	REVENUES TOTAL		1984 TAXES COLLECTED	289,688,742.31
Civil Defense & Disaster Control	92,884.00	Reserve For Uncollected Taxes		1984 Taxes Cancelled, Abated or Adjusted	1,529,575.44
Environmental Inspection & Control	2,035,886.40	CAPITAL OUTLAY TOTAL		Transfer to Tax Title Liens or Foreclosed	3,455,780.12
Other Public Safety	116,050.00			Balance Outstanding Dec. 31, 1984	13,182,348.17
PUBLIC WORKS				PRIOR YEARS TAXES OUTSTANDING	
Streets and Drainage	17,234,780.45	Public Enterprises		Balance January 1, 1984	20,339,521.59
Sewers and Sewage Processing	7,903,313.71	Recreation—Culture		Collected in 1984	12,664,549.43
Garbage and Trash Disposal	6,270,345.38	Public Works		Cancelled, Abated or Adjusted 1984	806,241.37
Public Buildings and Grounds	4,547,200.34	Buildings and Grounds		Transfers to Tax Title Liens or Foreclosed	1,133,204.60
Other Public Works	3,512,205.05	Library and Education		Balance December 31, 1984	5,735,526.19
HEALTH and WELFARE		Conservation		TAX TITLE LIENS OUTSTANDING	
Health Services Except Environmental	7,169,930.39	All Other		Balance January 1, 1984	21,359,741.85
Welfare-Public Assistance	4,534,841.00	CAPITAL DEBT AUTHORIZED, DECEMBER 31, 1984		Transfer From Taxes	4,890,918.49
Hospitals, Clinics, First Aid	4,127,359.00	ISSUED AND UNISSUED GROSS DEBT NET DEBT		Redeemed in 1984	3,996,664.83
Animal, Insect, & Rodent Control	143,490.00	School 134,844,044		Cancelled, Abated or Adjusted (1984)	74,503.85
Other Welfare Services	1,019,328.00	Self-liquidating 56,733,011		Transfers to Foreclosed Property	2,242,073.83
RECREATION and CONSERVATION		Other 159,246,913		Balance December 31, 1984	19,937,417.83
Beaches and Boardwalks		Total 350,823,969		PROPERTY ACQUIRED BY DEED OR FORECLOSURE	
Parks, Playgrounds, Shade Trees	2,425,628.58	ISSUED AND OUTSTANDING		Balance January 1, 1984	25,351,820.74
Land Reclamation & Conservation	112,625.00	School 109,565,798.00		Transfers From Taxes or Liens	2,662,073.83
Other Recreational Services	1,992,413.99	Self-Liquidating 46,370,100.00		Sale for Cash (1984)	1,901,821.57
EDUCATION (excluding schools)		Other 139,916,285.00		Cancelled, Abated or Adjusted (1984)	3,530,385.00
Libraries	5,837,117.00	Total 295,852,183.00		Balance December 31, 1984	22,581,688.00
Other Educational Services	102,950.00	EQUALIZED VALUATION BASIS		CURRENT FINANCES DECEMBER 31, 1984	
STATUTORY EXPENDITURES		FOR NET DEBT COMPUTATION		ASSETS	
Pensions & F. I. C. A.	26,371,599.03	REAL PROPERTY VALUATIONS		Cash Dec. 31, 1984	71,882,717.08
Employee Fringe Benefits	15,121,187.05	Code Class # of Parcels % VAL'N ASSESSED VALUATION		Taxes Receivable	18,917,874.36
Other Statutory Expenditures	752,260.00	1 Vacant Land		Tax Title Liens	19,937,417.83
CETA And Other Public Employment Programs	112,012.13	2 Residential		Foreclosed Property	22,581,688.00
MUNICIPAL FUNCTIONS TOTAL	281,441,220.67	3 Farm		Emergencies & Other Deferred Charges	5,816,037.46
CAPITAL IMPROVEMENTS *MEMO	400,000.00	4a Commercial (SEE PAGE 23)		State and Federal Aid Receivable	700,383.99
DEBT SERVICE		4b Industrial		Other Receivables	13,085,535.70
Principal Payments	16,869,463.13	4c Apartments		Total	152,921,654.42
Interest Payments	12,058,795.37	Total		LIABILITIES, RESERVES, AND SURPLUS	
TYPE I SCHL DEBT *MEMO	9,998,977.38	Land Area 46.42 Sq. Miles		Cash Liabilities	47,570,259.03
DEFERRED CHARGES	5,955,688.02	Net Valuation Taxable-Municipal		Reserves for Receivables	71,457,216.77
SCHOOL, COUNTY, SPECIAL DISTRICT TAXES	186,242,066.93	Net Valuation Taxable-County		Surplus Dec. 31, 1984	33,894,178.62
RESERVE FOR UNCOLLECTED TAXES	22,789,034.33	State Equalized Valuation		Total	152,921,654.42
EXPENDITURES TOTAL	525,366,323.45	State Equalization Ratio			

1984/3000

*ABOVE DEBT SERVICE INCLUDES TYPE I SCHL DEBT.

*Includes County Health Service Taxes or County Vocational School Taxes. See Table 13.

1099

Population 1980 87,361
 Population 1984 91,300
 S & P Rating
 Moody Rating

General Tax Rate Per \$100.

State Equalized Tax Rate

SUMMARY HUNTERDON COUNTY MUNICIPALITIES

PER CAPITA:

Gross Debt 456.62
 Net Debt 166.00
 Debt Service 9.31
 Total Tax Levy 779.34
 Municipal Expenditures 352.12

PER CENT:

Gross Debt 1.36
 Net Debt .49
 Tax Levy Collected 94.03
 Tax Levy Cancelled, Abated
 or Adjusted .31

EXPENDITURES		REVENUES-REALIZED		1984 PROPERTY TAX	
GENERAL GOVERNMENT				STATE EQUALIZED TAX RATE →	
Governing Body & Public Boards	16,131.00	1984 Property Taxes Collected	57,196,358.16	Local District School Taxes	21,280,243.43
Municipal Clerk	44,340.00	1984 Payments in Lieu of Taxes	11,608.44	Regional & Consolidated School Tax	26,745,590.01
Financial Administration	374,033.11	Delinquent Tax & Lien Collections	4,448,843.93	School Taxes in Municipal Budget	
Assessment of Taxes	549,856.03	Business Personalty Replacement Taxes	1,715,407.56	County Taxes	14,900,000.00
Collection of Taxes	394,396.25	Taxes from Public Utilities	10,553,491.36	County Library Taxes	860,000.00
Planning, Housing & Development	767,827.47	Other Miscellaneous Tax Revenues		Local Municipal Purpose Taxes	6,090,331.61
Human Resources	23,423.00	State Aid Revenues	652,043.73	Veteran & Senior Citizen Taxes	757,800.00
Elections	14,450.04	Federal Aid Revenues		Total Taxes for Rate Computation	70,633,965.05
General Administration (other)	2,826,273.81	State and Local Fiscal Assistance Act Utilized	577,287.18	Special District Taxes	114,526.00
JUDICIARY		Sale of Acquired Property	13,862.65	Bank Corp. Taxes	191,288.39
Municipal Courts	423,725.08	Other Miscellaneous Revenues	7,495,896.74	Added and Omitted Taxes	1,361,478.10
PUBLIC SAFETY		Total	92,664,799.75	Total Taxes Levied - ABSTRACT	71,543,457.54
Fire Protection	843,368.58	Prior Years Surplus Appropriated	7,219,701.65	Total Taxes Billed	71,460,001.99
Police Protection	3,993,396.86	REVENUES TOTAL	99,884,501.40	1984 TAXES COLLECTED	67,196,358.16
Civil Defense & Disaster Control	13,575.00	Reserve For Uncollected Taxes	5,797,243.53	1984 Taxes Cancelled, Abated or Adjusted	219,619.55
Environmental Inspection & Control	465,470.68	CAPITAL OUTLAY TOTAL	3,302,557.18	Transfer to Tax Title Liens or Foreclosed	149,328.62
Other Public Safety				Balance Outstanding Dec. 31, 1984	3,894,695.96
PUBLIC WORKS				PRIOR YEARS TAXES OUTSTANDING	
Streets and Drainage	6,024,720.82	Public Enterprises	603,688.64	Balance January 1, 1984	4,694,782.83
Sewers and Sewage Processing	538,570.86	Recreation—Culture	38,817.85	Collected in 1984	4,154,391.31
Garbage and Trash Disposal	498,904.81	Public Works	1,919,746.31	Cancelled, Abated or Adjusted 1984	16,985.01
Public Buildings and Grounds	687,493.12	Buildings and Grounds	735,603.10	Transfers to Tax Title Liens or Foreclosed	52,149.36
Other Public Works	178,322.28	Library and Education		Balance December 31, 1984	471,257.15
HEALTH and WELFARE		Conservation	4,700.79	TAX TITLE LIENS OUTSTANDING	
Health Services Except Environmental	149,215.92	All Other		Balance January 1, 1984	862,320.15
Welfare-Public Assistance	64,341.00	CAPITAL DEBT AUTHORIZED, DECEMBER 31, 1984		Transfer From Taxes	214,299.67
Hospitals, Clinics, First Aid	100.00	ISSUED AND UNISSUED		Redeemed in 1984	293,294.68
Animal, Insect, & Rodent Control	20,995.00	School	18,928,220	Cancelled, Abated or Adjusted (1984)	1,283.56
Other Welfare Services		Self-liquidating	8,903,066	Transfers to Foreclosed Property	15,406.24
RECREATION and CONSERVATION		Other	14,081,654	Balance December 31, 1984	766,635.34
Beaches and Boardwalks		Total	41,917,941	PROPERTY ACQUIRED BY DEED OR FORECLOSURE	
Parks, Playgrounds, Shade Trees	157,373.89	ISSUED AND OUTSTANDING		Balance January 1, 1984	250,867.39
Land Reclamation & Conservation	51,279.33	School	15,746,364.05	Transfers From Taxes or Liens	15,476.07
Other Recreational Services	82,802.96	Self-Liquidating	7,538,073.09	Sale for Cash (1984)	
EDUCATION (excluding schools)		Other	10,686,910.00	Cancelled, Abated or Adjusted (1984)	6,318.46
Libraries	182,694.00	Total	33,971,347.14	Balance December 31, 1984	260,025.00
Other Educational Services	4,196,881.22	EQUALIZED VALUATION BASIS		CURRENT FINANCES DECEMBER 31, 1984	
STATUTORY EXPENDITURES		FOR NET DEBT COMPUTATION	3,089,785.304	ASSETS	
Pensions & F. I. C. A.	1,127,414.94	REAL PROPERTY VALUATIONS		Cash Dec. 31, 1984	44,528,058.78
Employee Fringe Benefits	544,115.00	Code Class # of Parcels % VAL'N	ASSESSED VALUATION	Taxes Receivable	4,365,953.11
Other Statutory Expenditures	70,829.57	1 Vacant Land		Tax Title Liens	766,635.34
CETA And Other Public Employment Programs		2 Residential		Foreclosed Property	260,025.00
MUNICIPAL FUNCTIONS TOTAL	25,334,326.68	3 Farm		Emergencies & Other Deferred Charges	580,100.79
CAPITAL IMPROVEMENTS *MEMO	885,454.22	4a Commercial (SEE PAGE 25)		State and Federal Aid Receivable	53,460.91
DEBT SERVICE		4b Industrial		Other Receivables	639,307.89
Principal Payments	528,870.00	4c Apartments		Total	51,193,541.82
Interest Payments	325,717.94	Total		LIABILITIES, RESERVES, AND SURPLUS	
DEFERRED CHARGES	338,588.45	Land Area 429.60 Sq. Miles		Cash Liabilities	17,061,880.52
SCHOOL, COUNTY, SPECIAL DISTRICT TAXES	63,900,359.44	Net Valuation Taxable-Municipal	2,847,884,945	Reserves for Receivables	6,067,650.31
RESERVE FOR UNCOLLECTED TAXES	5,797,243.53	Net Valuation Taxable-County	3,286,866,432	Surplus Dec. 31, 1984	28,064,010.99
EXPENDITURES TOTAL	96,225,106.04	State Equalized Valuation	3,429,598,013	Total	51,193,541.82
		State Equalization Ratio			

1199

Population 1980 307,863
 Population 1984 314,654
 S & P Rating
 Moody Rating

General Tax Rate Per \$100.

State Equalized Tax Rate

SUMMARY MERCER COUNTY MUNICIPALITIES

PER CAPITA:

Gross Debt 812.00
 Net Debt 301.08
 Debt Service 46.53
 Total Tax Levy 679.29
 Municipal Expenditures 475.95

PER CENT:

Gross Debt 3.72
 Net Debt 1.38
 Tax Levy Collected 94.41
 Tax Levy Cancelled, Abated or Adjusted .87

EXPENDITURES		REVENUES-REALIZED		1984 PROPERTY TAX	
GENERAL GOVERNMENT				STATE EQUALIZED TAX RATE →	
Governing Body & Public Boards	759,122.26	1984 Property Taxes Collected		Local District School Taxes	65,854,413.50
Municipal Clerk	612,103.33	1984 Payments in Lieu of Taxes		Regional & Consolidated School Tax	35,220,868.27
Financial Administration	1,283,901.46	Delinquent Tax & Lien Collections		School Taxes in Municipal Budget	56,628.00
Assessment of Taxes	784,406.61	Business Personalty Replacement Taxes		County Taxes	57,593,286.63
Collection of Taxes	777,929.28	Taxes from Public Utilities		County Library Taxes	3,118,829.00
Planning, Housing & Development	2,131,578.40	Other Miscellaneous Tax Revenues		Local Municipal Purpose Taxes	45,008,510.52
Human Resources	6,178,429.00	State Aid Revenues		Veteran & Senior Citizen Taxes	3,085,300.00
Elections	99,256.50	Federal Aid Revenues		Total Taxes for Rate Computation	209,937,835.92
General Administration (other)	13,420,935.21	State and Local Fiscal Assistance Act Utilized		Special District Taxes	3,294,277.96
JUDICIARY		Sale of Acquired Property		Bank Corp. Taxes	533,952.29
Municipal Courts	1,814,248.76	Other Miscellaneous Revenues		Added and Omitted Taxes	3,060,324.58
PUBLIC SAFETY		Total		Total Taxes Levied - ABSTRACT	213,741,090.75
Fire Protection	9,826,588.22	Prior Years Surplus Appropriated		Total Taxes Billed	213,421,529.79
Police Protection	26,061,396.03	REVENUES		1984 TAXES COLLECTED	201,457,175.48
Civil Defense & Disaster Control	141,083.45	Reserve For Uncollected Taxes		1984 Taxes Cancelled, Abated or Adjusted	1,853,987.36
Environmental Inspection & Control	1,472,493.44	CAPITAL OUTLAY		Transfer to Tax Title Liens or Foreclosed	1,768,363.62
Other Public Safety	24,286.00	TOTAL		Balance Outstanding Dec. 31, 1984	8,302,003.33
PUBLIC WORKS				PRIOR YEARS TAXES OUTSTANDING	
Streets and Drainage	8,874,688.27	Public Enterprises		Balance January 1, 1984	9,191,467.10
Sewers and Sewage Processing	8,776,875.67	Recreation—Culture		Collected in 1984	7,554,340.85
Garbage and Trash Disposal	6,413,757.99	Public Works		Cancelled, Abated or Adjusted 1984	162,982.85
Public Buildings and Grounds	3,503,317.30	Buildings and Grounds		Transfers to Tax Title Liens or Foreclosed	422,964.30
Other Public Works	456,059.52	Library and Education		Balance December 31, 1984	1,051,179.10
HEALTH and WELFARE		Conservation		TAX TITLE LIENS OUTSTANDING	
Health Services Except Environmental	3,012,446.72	All Other		Balance January 1, 1984	5,707,888.83
Welfare-Public Assistance	1,362,809.02	CAPITAL DEBT AUTHORIZED, DECEMBER 31, 1984		Transfer From Taxes	2,066,953.68
Hospitals, Clinics, First Aid	2,379,442.00	ISSUED AND UNISSUED		Redeemed in 1984	1,684,236.31
Animal, Insect, & Rodent Control	143,204.56	GROSS DEBT		Cancelled, Abated or Adjusted (1984)	7,758.34
Other Welfare Services	708,306.86	NET DEBT		Transfers to Foreclosed Property	611,213.36
RECREATION and CONSERVATION				Balance December 31, 1984	5,471,634.50
Beaches and Boardwalks		SCHOOL		PROPERTY ACQUIRED BY DEED OR FORECLOSURE	
Parks, Playgrounds, Shade Trees	1,591,849.56	Self-liquidating		Balance January 1, 1984	10,216,066.53
Land Reclamation & Conservation	101,715.47	Other		Transfers From Taxes or Liens	850,188.86
Other Recreational Services	1,815,954.46	Total		Sale for Cash (1984)	118,204.00
EDUCATION (excluding schools)				Cancelled, Abated or Adjusted (1984)	450,479.39
Libraries	2,808,679.02	ISSUED AND OUTSTANDING		Balance December 31, 1984	10,497,572.00
Other Educational Services	113,024.00			CURRENT FINANCES DECEMBER 31, 1984	
STATUTORY EXPENDITURES				ASSETS	
Pensions & F. I. C. A.	9,574,230.97	EQUALIZED VALUATION BASIS		Cash Dec. 31, 1984	50,449,575.73
Employee Fringe Benefits	3,698,536.57	FOR NET DEBT COMPUTATION		Taxes Receivable	9,353,182.43
Other Statutory Expenditures	153,397.36	REAL PROPERTY VALUATIONS		Tax Title Liens	5,471,634.50
CETA And Other Public Employment Programs		Code Class # of Parcels % VAL'N		Foreclosed Property	10,497,572.00
MUNICIPAL FUNCTIONS	120,876,053.37			Emergencies & Other Deferred Charges	394,953.01
CAPITAL IMPROVEMENTS	1,385,139.00			State and Federal Aid Receivable	887,538.72
DEBT SERVICE				Other Receivables	3,677,419.54
Principal Payments	8,019,832.53			Total	80,731,875.93
Interest Payments	6,620,332.32			LIABILITIES, RESERVES, AND SURPLUS	
TYPE I SCHL DEBT *MEMO	302,121.00			Cash Liabilities	32,400,007.31
DEFERRED CHARGES	1,139,634.10			Reserves for Receivables	27,349,947.94
SCHOOL, COUNTY, SPECIAL DISTRICT TAXES	165,130,303.36			Surplus Dec. 31, 1984	20,981,920.68
RESERVE FOR UNCOLLECTED TAXES	13,104,389.36			Total	80,731,875.93
EXPENDITURES	314,898,545.04				

1984/3000

*ABOVE DEBT SERVICE INCLUDES TYPE I SCHL DEBT.

1299

Population 1980 595,893
 Population 1984 617,757
 S & P Rating
 Moody Rating

General Tax Rate Per \$100.

State Equalized Tax Rate

SUMMARY MIDDLESEX COUNTY MUNICIPALITIES

PER CAPITA:

Gross Debt 748.19
 Net Debt 351.99
 Debt Service 48.93
 Total Tax Levy 753.58
 Municipal Expenditures 391.01

PER CENT:

Gross Debt 2.87
 Net Debt 1.35
 Tax Levy Collected 97.42
 Tax Levy Cancelled, Abated or Adjusted .22

EXPENDITURES		REVENUES-REALIZED		1984 PROPERTY TAX STATE EQUALIZED TAX RATE	
GENERAL GOVERNMENT				Local District School Taxes 258,191,134.20	
Governing Body & Public Boards	570,839.06	1984 Property Taxes Collected 453,812,417.08		Regional & Consolidated School Tax 3,716,437.85	
Municipal Clerk	913,925.86	1984 Payments in Lieu of Taxes 3,370,070.28		School Taxes in Municipal Budget 3,322,511.08	
Financial Administration	2,269,040.53	Delinquent Tax & Lien Collections 12,045,124.63		County Taxes 112,452,800.00	
Assessment of Taxes	2,947,915.13	Business Personalty Replacement Taxes 14,796,561.16		County Library Taxes	
Collection of Taxes	1,553,270.56	Taxes from Public Utilities 73,773,872.00		Local Municipal Purpose Taxes 69,353,036.85	
Planning, Housing & Development	1,819,730.15	Other Miscellaneous Tax Revenues 99,107.26		Veteran & Senior Citizen Taxes 5,596,000.00	
Human Resources	3,582,530.31	State Aid Revenues 13,049,287.86		Total Taxes for Rate Computation 452,631,919.98	
Elections	198,094.10	Federal Aid Revenues 49,123.45		Special District Taxes 9,635,217.38	
General Administration (other)	23,356,109.29	State and Local Fiscal Assistance Act Utilized 4,327,763.00		Bank Corp. Taxes 659,795.61	
JUDICIARY		Sale of Acquired Property 1,055,406.36		Added and Omitted Taxes 3,196,298.59	
Municipal Courts	2,247,304.26	Other Miscellaneous Revenues 38,513,862.78		Total Taxes Levied - ABSTRACT 465,527,231.56	
PUBLIC SAFETY		Total 614,393,601.86		Total Taxes Billed 453,812,417.08	
Fire Protection	11,311,034.03	Prior Years Surplus Appropriated 17,728,285.99		1984 TAXES COLLECTED	
Police Protection	48,761,793.00	REVENUES TOTAL 632,626,887.35		1984 Taxes Cancelled, Abated or Adjusted 1,005,830.14	
Civil Defense & Disaster Control	166,814.00	Reserve For Uncollected Taxes 16,544,108.15		Transfer to Tax Title Liens or Foreclosed Balance Outstanding Dec. 31, 1984 804,655.24	
Environmental Inspection & Control	3,967,034.73	CAPITAL OUTLAY TOTAL 26,424,718.57		PRIOR YEARS TAXES OUTSTANDING	
Other Public Safety	3,043.00			Balance January 1, 1984 12,706,400.67	
PUBLIC WORKS		Public Enterprises 4,085,756.45		Collected in 1984 10,773,383.69	
Streets and Drainage	17,567,575.38	Recreation—Culture 1,255,565.37		Cancelled, Abated or Adjusted 1984 813,575.48	
Sewers and Sewage Processing	8,197,305.02	Public Works 12,393,024.15		Transfers to Tax Title Liens or Foreclosed 200,503.70	
Garbage and Trash Disposal	8,445,140.78	Buildings and Grounds 5,067,488.54		Balance December 31, 1984 918,937.80	
Public Buildings and Grounds	4,511,446.98	Library and Education 2,060,702.15		TAX TITLE LIENS OUTSTANDING	
Other Public Works	2,534,502.15	Conservation 1,462,181.91		Balance January 1, 1984 3,393,048.21	
HEALTH and WELFARE		All Other		Transfer From Taxes 1,054,380.43	
Health Services Except Environmental	3,537,816.63	CAPITAL DEBT AUTHORIZED, DECEMBER 31, 1984		Redeemed in 1984 1,271,740.94	
Welfare-Public Assistance	1,631,643.52	ISSUED AND UNISSUED GROSS DEBT NET DEBT		Cancelled, Abated or Adjusted (1984)	
Hospitals, Clinics, First Aid	85,600.00	School 104,655,159		Transfers to Foreclosed Property 69,969.42	
Animal, Insect, & Rodent Control	148,011.00	Self-Liquidating 106,000,055		Balance December 31, 1984 3,105,718.28	
Other Welfare Services	89,508.00	Other 251,542,762		PROPERTY ACQUIRED BY DEED OR FORECLOSURE	
RECREATION and CONSERVATION		Total 462,197,976		Balance January 1, 1984 20,870,158.03	
Beaches and Boardwalks	5,061,988.38	ISSUED AND OUTSTANDING		Transfers From Taxes or Liens 69,969.42	
Parks, Playgrounds, Shade Trees	152,433.49	School 100,991,159.25		Sale for Cash (1984) 661,538.00	
Land Reclamation & Conservation	3,075,231.64	Self-Liquidating 64,340,482.00		Cancelled, Abated or Adjusted (1984) 3,152,647.05	
Other Recreational Services	7,878,870.74	Other 219,619,377.72		Balance December 31, 1984 17,125,942.40	
EDUCATION (excluding schools)		Total 384,951,013.97		CURRENT FINANCES DECEMBER 31, 1984	
Libraries	187,060.00	EQUALIZED VALUATION BASIS		ASSETS	
Other Educational Services	15,846,523.23	FOR NET DEBT COMPUTATION		Cash Dec. 31, 1984 82,947,376.00	
STATUTORY EXPENDITURES		REAL PROPERTY VALUATIONS		Taxes Receivable 11,127,918.11	
Pensions & F. I. C. A.	6,888,131.03	Code Class # of Parcels % VAL'N		Tax Title Liens 3,105,718.28	
Employee Fringe Benefits	368,400.00	1 Vacant Land		Foreclosed Property 17,125,942.40	
Other Statutory Expenditures	525.00	2 Residential		Emergencies & Other Deferred Charges 2,055,206.56	
CETA And Other Public Employment Programs	189,378,697.18	3 Farm		State and Federal Aid Receivable 505,899.56	
MUNICIPAL FUNCTIONS		4a Commercial (SEE PAGE 29)		Other Receivables 7,522,173.66	
CAPITAL IMPROVEMENTS *MEMO	1,239,251.00	4b Industrial		Total 124,390,234.57	
DEBT SERVICE		4c Apartments		LIABILITIES, RESERVES, AND SURPLUS	
Principal Payments	14,537,405.21	Total		Cash Liabilities 54,728,292.97	
Interest Payments	15,690,849.04	Land Area 311.00 Sq. Miles		Reserves for Receivables 38,336,703.61	
TYPE I SCHL DEBT *MEMO		Net Valuation Taxable-Municipal 12,712,430,366		Surplus Dec. 31, 1984 31,325,237.99	
DEFERRED CHARGES	4,898,247.36	Net Valuation Taxable-County 18,649,402,409		Total 124,390,234.57	
SCHOOL, COUNTY, SPECIAL DISTRICT TAXES	387,318,100.51	State Equalized Valuation 17,562,663,764			
RESERVE FOR UNCOLLECTED TAXES	16,544,108.15	State Equalization Ratio			
EXPENDITURES TOTAL					

1984/3000

*ABOVE DEBT SERVICE INCLUDES TYPE I SCHL DEBT.

1399

Population 1980 503,173
 Population 1984 522,529
 S & P Rating
 Moody Rating

General Tax Rate Per \$100.

State Equalized Tax Rate

SUMMARY MONMOUTH COUNTY MUNICIPALITIES

PER CAPITA:

Gross Debt 632.02
 Net Debt 353.65
 Debt Service 40.08
 Total Tax Levy 725.63
 Municipal Expenditures 380.13

PER CENT:

Gross Debt 2.38
 Net Debt 1.33
 Tax Levy Collected 107.72
 Tax Levy Cancelled, Abated or Adjusted .21

EXPENDITURES		REVENUES-REALIZED		1984 PROPERTY TAX	
GENERAL GOVERNMENT				STATE EQUALIZED TAX RATE	
Governing Body & Public Boards	373,361.22	1984 Property Taxes Collected	408,504,251.43	Local District School Taxes	151,651,680.08
Municipal Clerk	560,893.16	1984 Payments in Lieu of Taxes	847,270.22	Regional & Consolidated School Tax	60,919,946.08
Financial Administration	2,147,730.46	Delinquent Tax & Lien Collections	16,325,598.15	School Taxes in Municipal Budget	218,572.50
Assessment of Taxes	1,878,456.83	Business Personalty Replacement Taxes	5,359,082.08	County Taxes	* 77,639,883.79
Collection of Taxes	2,171,826.62	Taxes from Public Utilities	38,656,397.80	County Library Taxes	1,930,000.00
Planning, Housing & Development	2,017,417.21	Other Miscellaneous Tax Revenues	1,788,237.09	Local Municipal Purpose Taxes	73,877,509.82
Human Resources	2,547,953.19	State Aid Revenues	9,687,133.96	Veteran & Senior Citizen Taxes	4,026,500.00
Elections	151,482.84	Federal Aid Revenues	148,051.31	Total Taxes for Rate Computation	370,264,092.27
General Administration (other)	19,201,991.81	State and Local Fiscal Assistance Act Utilized	4,532,000.67	Special District Taxes	5,107,456.99
JUDICIARY		Sale of Acquired Property	380,310.25	Bank Corp. Taxes	869,707.85
Municipal Courts	2,575,541.47	Other Miscellaneous Revenues	39,839,116.51	Added and Omitted Taxes	6,949,703.53
PUBLIC SAFETY		Total	526,067,449.47	Total Taxes Levied - ABSTRACT	379,164,460.64
Fire Protection	5,476,885.90	Prior Years Surplus Appropriated	26,787,112.93	Total Taxes Billed	379,235,110.62
Police Protection	41,189,509.30	REVENUES TOTAL	552,854,862.45	1984 TAXES COLLECTED	408,504,251.42
Civil Defense & Disaster Control	115,118.82	Reserve For Uncollected Taxes	22,645,895.66	1984 Taxes Cancelled, Abated or Adjusted	790,556.33
Environmental Inspection & Control	2,855,422.61	CAPITAL OUTLAY TOTAL	31,918,000.33	Transfer to Tax Title Liens or Foreclosed	1,277,620.67
Other Public Safety	1,080.00			Balance Outstanding Dec. 31, 1984	14,696,269.19
PUBLIC WORKS				PRIOR YEARS TAXES OUTSTANDING	
Streets and Drainage	20,521,344.77	Public Enterprises	6,979,985.74	Balance January 1, 1984	15,558,592.80
Sewers and Sewage Processing	3,057,445.41	Recreation—Culture	1,417,023.86	Collected in 1984	14,272,766.93
Garbage and Trash Disposal	7,509,555.97	Public Works	16,775,628.46	Cancelled, Abated or Adjusted 1984	165,467.65
Public Buildings and Grounds	4,711,539.99	Buildings and Grounds	6,308,417.64	Transfers to Tax Title Liens or Foreclosed	383,735.85
Other Public Works	3,112,409.04	Library and Education	373,597.77	Balance December 31, 1984	736,622.37
HEALTH and WELFARE		Conservation	63,346.86	TAX TITLE LIENS OUTSTANDING	
Health Services Except Environmental	2,174,502.82	All Other		Balance January 1, 1984	5,050,850.66
Welfare-Public Assistance	886,235.86	CAPITAL DEBT AUTHORIZED, DECEMBER 31, 1984		Transfer From Taxes	1,715,976.41
Hospitals, Clinics, First Aid	72,030.00	ISSUED AND UNISSUED		Redeemed in 1984	2,054,767.65
Animal, Insect, & Rodent Control	118,760.35	School	88,815,999	Cancelled, Abated or Adjusted (1984)	113,549.43
Other Welfare Services	105,292.00	Self-liquidating	57,415,859	Transfers to Foreclosed Property	91,731.72
RECREATION and CONSERVATION		Other	134,018,357	Balance December 31, 1984	4,506,778.27
Beaches and Boardwalks	2,466,313.51	Total	330,250,216	PROPERTY ACQUIRED BY DEED OR FORECLOSURE	
Parks, Playgrounds, Shade Trees	1,887,714.30	ISSUED AND OUTSTANDING		Balance January 1, 1984	14,270,340.99
Land Reclamation & Conservation	663,315.00	School	85,616,629.62	Transfers From Taxes or Liens	91,731.72
Other Recreational Services	2,770,058.17	Self-Liquidating	40,772,072.05	Sale for Cash (1984)	567,355.24
EDUCATION (excluding schools)		Other	156,388,307.70	Cancelled, Abated or Adjusted (1984)	1,032,847.21
Libraries	2,531,271.41	Total	282,777,009.37	Balance December 31, 1984	12,761,870.26
Other Educational Services	70,424.92	EQUALIZED VALUATION BASIS		CURRENT FINANCES DECEMBER 31, 1984	
STATUTORY EXPENDITURES		FOR NET DEBT COMPUTATION	13,833,483,031	ASSETS	
Pensions & F. I. C. A.	11,416,524.19	REAL PROPERTY VALUATIONS		Cash Dec. 31, 1984	120,079,015.79
Employee Fringe Benefits	4,357,094.73	Code Class # of Parcels % VAL'N	ASSESSED VALUATION	Taxes Receivable	15,432,891.56
Other Statutory Expenditures	231,203.78	1 Vacant Land		Tax Title Liens	4,506,778.27
CETA And Other Public Employment Programs		2 Residential		Foreclosed Property	12,761,870.26
MUNICIPAL FUNCTIONS TOTAL	152,338,517.65	3 Farm		Emergencies & Other Deferred Charges	4,072,479.73
CAPITAL IMPROVEMENTS *MEMO	1,675,009.34	4a Commercial (SEE PAGE 31)		State and Federal Aid Receivable	648,490.28
DEBT SERVICE		4b Industrial		Other Receivables	5,446,391.33
Principal Payments	10,578,136.00	4c Apartments		Total	162,947,917.22
Interest Payments	10,364,216.84	Total		LIABILITIES, RESERVES, AND SURPLUS	
TYPE I SCHL DEBT *MEMO	705,641.50	Land Area 471.57 Sq. Miles		Cash Liabilities	74,386,716.54
DEFERRED CHARGES	2,700,672.53	Net Valuation Taxable-Municipal	12,512,454,299	Reserves for Receivables	37,972,647.09
SCHOOL, COUNTY, SPECIAL DISTRICT TAXES	297,467,532.44	Net Valuation Taxable-County	14,374,823,778	Surplus Dec. 31, 1984	50,588,553.59
RESERVE FOR UNCOLLECTED TAXES	22,645,895.66	State Equalized Valuation	15,591,833,180	Total	162,947,917.22
EXPENDITURES TOTAL	495,094,778.18	State Equalization Ratio			

1984/3000

*ABOVE DEBT SERVICE INCLUDES TYPE I SCHL DEBT.

*Includes County Health Service Taxes or County Vocational School Taxes. See Table 13.

1499

Population 1980 407,630
 Population 1984 417,137
 S & P Rating
 Moody Rating

General Tax Rate Per \$100.

State Equalized Tax Rate

SUMMARY MORRIS COUNTY MUNICIPALITIES

PER CAPITA:

Gross Debt 962.83
 Net Debt 477.24
 Debt Service 49.76
 Total Tax Levy 900.51
 Municipal Expenditures 412.63

PER CENT:

Gross Debt 2.58
 Net Debt 1.28
 Tax Levy Collected 97.28
 Tax Levy Cancelled, Abated or Adjusted .25

EXPENDITURES		REVENUES-REALIZED		1984 PROPERTY TAX	
GENERAL GOVERNMENT				STATE EQUALIZED TAX RATE →	
Governing Body & Public Boards	376,294.14	1984 Property Taxes Collected	355,380,524.60	Local District School Taxes	177,550,965.41
Municipal Clerk	440,159.00	1984 Payments in Lieu of Taxes	185,317.11	Regional & Consolidated School Tax	49,631,842.74
Financial Administration	2,334,507.47	Delinquent Tax & Lien Collections	9,841,458.96	School Taxes in Municipal Budget	
Assessment of Taxes	2,487,058.52	Business Personalty Replacement Taxes	6,781,339.26	County Taxes	62,464,401.34
Collection of Taxes	1,409,602.01	Taxes from Public Utilities	29,062,927.07	County Library Taxes	1,232,675.00
Planning, Housing & Development	1,922,471.58	Other Miscellaneous Tax Revenues	2,240,263.38	Local Municipal Purpose Taxes	72,506,676.67
Human Resources	175,504.23	State Aid Revenues	6,647,055.66	Veteran & Senior Citizen Taxes	2,823,925.00
Elections	90,367.84	Federal Aid Revenues	122,361.12	Total Taxes for Rate Computation	366,210,486.16
General Administration (other)	17,223,313.54	State and Local Fiscal Assistance Act Utilized	3,286,644.27	Special District Taxes	5,589,662.87
JUDICIARY		Sale of Acquired Property	180,650.00	Bank Corp. Taxes	736,440.23
Municipal Courts	1,954,841.18	Other Miscellaneous Revenues	28,732,535.86	Added and Omitted Taxes	5,921,706.62
PUBLIC SAFETY		Total	452,461,077.29	Total Taxes Levied - ABSTRACT	375,634,370.88
Fire Protection	4,584,266.26	Prior Years Surplus Appropriated	20,796,001.25	Total Taxes Billed	375,613,054.56
Police Protection	33,731,020.80	REVENUES	473,257,078.55	1984 TAXES COLLECTED	365,380,524.60
Civil Defense & Disaster Control	124,839.69	Reserve For Uncollected Taxes	17,902,849.45	1984 Taxes Cancelled, Abated or Adjusted	952,602.26
Environmental Inspection & Control	2,369,211.13	CAPITAL OUTLAY	28,720,999.30	Transfer to Tax Title Liens or Foreclosed	820,821.34
Other Public Safety		TOTAL		Balance Outstanding Dec. 31, 1984	8,459,106.46
PUBLIC WORKS				PRIOR YEARS TAXES OUTSTANDING	
Streets and Drainage	17,659,739.61	Public Enterprises	5,247,925.24	Balance January 1, 1984	9,814,012.26
Sewers and Sewage Processing	4,357,250.02	Recreation—Culture	1,126,830.67	Collected in 1984	8,522,188.28
Garbage and Trash Disposal	3,954,137.10	Public Works	16,723,775.25	Cancelled, Abated or Adjusted 1984	307,128.28
Public Buildings and Grounds	3,055,487.10	Buildings and Grounds	3,726,909.53	Transfers to Tax Title Liens or Foreclosed	202,743.70
Other Public Works	2,634,287.10	Library and Education	1,063,750.40	Balance December 31, 1984	761,952.00
HEALTH and WELFARE		Conservation	831,808.21	TAX TITLE LIENS OUTSTANDING	
Health Services Except Environmental	3,435,260.44	All Other		Balance January 1, 1984	4,134,668.78
Welfare-Public Assistance	338,876.51	CAPITAL DEBT AUTHORIZED, DECEMBER 31, 1984		Transfer From Taxes	1,045,234.79
Hospitals, Clinics, First Aid	21,734.00	ISSUED AND UNISSUED	GROSS DEBT	Redeemed in 1984	1,319,243.58
Animal, Insect, & Rodent Control	204,737.38	School	77,643,185	Cancelled, Abated or Adjusted (1984)	55,399.28
Other Welfare Services	10,837.00	Self-liquidating	109,297,092	Transfers to Foreclosed Property	301,088.57
RECREATION and CONSERVATION		Other	214,691,409	Balance December 31, 1984	3,504,172.14
Beaches and Boardwalks	4,100.00	Total	401,631,687	PROPERTY ACQUIRED BY DEED OR FORECLOSURE	
Parks, Playgrounds, Shade Trees	2,695,956.07	ISSUED AND OUTSTANDING		Balance January 1, 1984	6,892,228.37
Land Reclamation & Conservation	723,548.99	School	76,554,692.56	Transfers From Taxes or Liens	329,519.72
Other Recreational Services	2,479,798.26	Self-Liquidating	99,248,393.94	Sale for Cash (1984)	184,401.00
EDUCATION (excluding schools)		Other	170,220,372.40	Cancelled, Abated or Adjusted (1984)	41,150.00
Libraries	4,135,739.69	Total	346,023,458.90	Balance December 31, 1984	6,996,197.09
Other Educational Services	67,058.00	EQUALIZED VALUATION BASIS		CURRENT FINANCES DECEMBER 31, 1984	
STATUTORY EXPENDITURES		FOR NET DEBT COMPUTATION	15,560,627,827	ASSETS	
Pensions & F. I. C. A.	9,229,413.43	REAL PROPERTY VALUATIONS		Cash Dec. 31, 1984	60,083,297.42
Employee Fringe Benefits	3,546,062.05	Code Class # of Parcels % VAL'N	ASSESSED VALUATION	Taxes Receivable	9,241,058.46
Other Statutory Expenditures	268,928.44	1 Vacant Land		Tax Title Liens	3,504,172.14
CETA And Other Public Employment Programs		2 Residential		Foreclosed Property	6,996,197.09
MUNICIPAL FUNCTIONS	128,063,409.63	3 Farm		Emergencies & Other Deferred Charges	3,979,731.20
CAPITAL IMPROVEMENTS	2,512,443.00	4a Commercial (SEE PAGE 33)		State and Federal Aid Receivable	206,500.76
DEBT SERVICE		4b Industrial		Other Receivables	2,657,354.42
Principal Payments	8,936,803.69	4c Apartments		Total	86,668,311.49
Interest Payments	11,858,400.24	Total		LIABILITIES, RESERVES, AND SURPLUS	
DEFERRED CHARGES	2,838,421.07	Land Area 470.24 Sq. Miles		Cash Liabilities	27,145,455.13
SCHOOL, COUNTY, SPECIAL DISTRICT TAXES	296,469,547.36	Net Valuation Taxable-Municipal	11,759,368,803	Reserves for Receivables	22,311,335.63
RESERVE FOR UNCOLLECTED TAXES	17,902,849.45	Net Valuation Taxable-County	17,184,198,434	Surplus Dec. 31, 1984	37,211,520.73
EXPENDITURES	466,029,431.44	State Equalized Valuation	17,404,840,067	Total	86,668,311.49
TOTAL		State Equalization Ratio			

Gross Debt	2.02
Net Debt	.95
Tax Levy Collected	94.20
Tax Levy Cancelled, Abated or Adjusted	.38

*Includes County Health Service Taxes or County Vocational School Taxes. See Table 13.

1699

Population 1980 447,585
 Population 1984 457,675
 S & P Rating
 Moody Rating

General Tax Rate Per \$100.

State Equalized Tax Rate

SUMMARY PASSAIC COUNTY MUNICIPALITIES

PER CAPITA:

Gross Debt 707.21
 Net Debt 343.23
 Debt Service 51.48
 Total Tax Levy 608.59
 Municipal Expenditures 420.41

PER CENT:

Gross Debt 3.31
 Net Debt 1.61
 Tax Levy Collected 96.26
 Tax Levy Cancelled, Abated or Adjusted .39

EXPENDITURES		REVENUES-REALIZED		1984 PROPERTY TAX	
GENERAL GOVERNMENT				STATE EQUALIZED TAX RATE	
Governing Body & Public Boards	921,563.94	1984 Property Taxes Collected	267,679,106.51	Local District School Taxes	113,826,900.11
Municipal Clerk	865,483.48	1984 Payments in Lieu of Taxes	1,617,348.69	Regional & Consolidated School Tax	11,479,850.83
Financial Administration	1,847,371.12	Delinquent Tax & Lien Collections	8,732,300.84	School Taxes in Municipal Budget	2,455,415.50
Assessment of Taxes	942,346.60	Business Personalty Replacement Taxes	10,256,996.48	County Taxes	64,361,778.36
Collection of Taxes	990,199.57	Taxes from Public Utilities	25,204,680.00	County Library Taxes	
Planning, Housing & Development	1,296,424.30	Other Miscellaneous Tax Revenues		Local Municipal Purpose Taxes	84,001,320.24
Human Resources	4,735,511.74	State Aid Revenues	21,870,126.19	Veteran & Senior Citizen Taxes	3,906,115.00
Elections	182,798.95	Federal Aid Revenues	1,153,357.63	Total Taxes for Rate Computation	280,031,380.04
General Administration (other)	16,719,807.51	State and Local Fiscal Assistance Act Utilized	5,471,442.57	Special District Taxes	
JUDICIARY		Sale of Acquired Property	27,092.00	Bank Corp. Taxes	823,648.65
Municipal Courts	2,025,242.18	Other Miscellaneous Revenues	27,378,819.78	Added and Omitted Taxes	1,587,447.28
PUBLIC SAFETY		Total	369,896,770.84	Total Taxes Levied - ABSTRACT	278,536,360.97
Fire Protection	17,454,361.83	Prior Years Surplus Appropriated	8,108,763.25	Total Taxes Billed	278,071,936.30
Police Protection	31,333,243.40	REVENUES TOTAL	378,005,534.09	1984 TAXES COLLECTED	267,679,106.61
Civil Defense & Disaster Control	104,858.91	Reserve For Uncollected Taxes	14,323,822.01	1984 Taxes Cancelled, Abated or Adjusted	1,086,485.72
Environmental Inspection & Control	1,038,013.23	CAPITAL OUTLAY TOTAL	39,842,322.96	Transfer to Tax Title Liens or Foreclosed	1,865,094.15
Other Public Safety	278,696.00			Balance Outstanding Dec. 31, 1984	7,447,766.83
PUBLIC WORKS				PRIOR YEARS TAXES OUTSTANDING	
Streets and Drainage	13,234,572.99	Public Enterprises	16,464,156.74	Balance January 1, 1984	8,158,626.08
Sewers and Sewage Processing	14,754,397.71	Recreation—Culture	515,357.24	Collected in 1984	7,064,768.21
Garbage and Trash Disposal	7,399,335.53	Public Works	15,588,113.87	Cancelled, Abated or Adjusted 1984	100,085.78
Public Buildings and Grounds	3,233,687.34	Buildings and Grounds	6,169,596.62	Transfers to Tax Title Liens or Foreclosed	574,321.43
Other Public Works	1,326,323.59	Library and Education	1,105,093.44	Balance December 31, 1984	419,450.66
HEALTH and WELFARE		Conservation		TAX TITLE LIENS OUTSTANDING	
Health Services Except Environmental	4,835,688.82	All Other		Balance January 1, 1984	5,408,021.36
Welfare-Public Assistance	878,435.05	CAPITAL DEBT AUTHORIZED, DECEMBER 31, 1984		Transfer From Taxes	2,571,860.30
Hospitals, Clinics, First Aid	400.00	ISSUED AND UNISSUED		Redeemed in 1984	1,667,532.63
Animal, Insect, & Rodent Control	174,241.74	School	85,679,096	Cancelled, Abated or Adjusted (1984)	228,773.90
Other Welfare Services	87,337.00	Self-liquidating	64,513,932	Transfers to Foreclosed Property	226,717.54
RECREATION and CONSERVATION		Other	173,478,321	Balance December 31, 1984	5,856,857.59
Beaches and Boardwalks		Total	323,671,350	PROPERTY ACQUIRED BY DEED OR	
Parks, Playgrounds, Shade Trees	2,082,872.27	ISSUED AND OUTSTANDING		FORECLOSURE	
Land Reclamation & Conservation	1,278,869.73	School	82,971,096.29	Balance January 1, 1984	5,258,052.86
Other Recreational Services	1,285,074.54	Self-liquidating	33,589,250.00	Transfers From Taxes or Liens	183,747.97
EDUCATION (excluding schools)		Other	122,296,226.76	Sale for Cash (1984)	18,392.00
Libraries	3,551,186.26	Total	238,856,573.05	Cancelled, Abated or Adjusted (1984)	318,708.00
Other Educational Services	93,210.45	EQUALIZED VALUATION BASIS		Balance December 31, 1984	5,104,700.83
STATUTORY EXPENDITURES		FOR NET DEBT COMPUTATION	9,776,103,941	CURRENT FINANCES DECEMBER 31, 1984	
Pensions & F. I. C. A.	13,285,334.86	REAL PROPERTY VALUATIONS		ASSETS	
Employee Fringe Benefits	3,167,881.70	Code Class # of Parcels % VAL'N		Cash Dec. 31, 1984	55,783,890.26
Other Statutory Expenditures	244,703.91	1 Vacant Land		Taxes Receivable	7,867,217.49
CETA And Other Public Employment Programs	147,836.00	2 Residential		Tax Title Liens	5,856,857.59
MUNICIPAL FUNCTIONS TOTAL	151,910,371.25	3 Farm		Foreclosed Property	5,104,700.83
CAPITAL IMPROVEMENTS *MEMO	764,032.45	4a Commercial (SEE PAGE 37)		Emergencies & Other Deferred Charges	2,414,978.80
DEBT SERVICE		4b Industrial		State and Federal Aid Receivable	1,333,370.64
Principal Payments	11,782,845.39	4c Apartments		Other Receivables	4,684,691.03
Interest Payments	11,778,342.72	Total		Total	83,045,706.64
TYPE I SCHL DEBT *MEMO	6,348,415.36	Land Area 192.01 Sq. Miles		LIABILITIES, RESERVES, AND SURPLUS	
DEFERRED CHARGES	2,613,641.09	Net Valuation Taxable-Municipal	5,302,706,831	Cash Liabilities	43,180,959.30
SCHOOL, COUNTY, SPECIAL DISTRICT TAXES	192,123,944.80	Net Valuation Taxable-County	10,152,092,144	Reserves for Receivables	23,476,553.44
RESERVE FOR UNCOLLECTED TAXES	14,323,822.01	State Equalized Valuation	10,531,035,007	Surplus Dec. 31, 1984	16,388,193.90
EXPENDITURES TOTAL	384,532,967.26	State Equalization Ratio		Total	83,045,706.64

1984/3000

*ABOVE DEBT SERVICE INCLUDES TYPE I SCHL DEBT.

1799
Population 1980 64,676
Population 1984 65,688
S & P Rating
Moody Rating

General Tax Rate Per \$100.
State Equalized Tax Rate

SUMMARY SALEM COUNTY MUNICIPALITIES

PER CAPITA:		PER CENT:	
Gross Debt	274.47	Gross Debt	1.57
Net Debt	57.47	Net Debt	.33
Debt Service	12.27	Tax Levy Collected	89.12
Total Tax Levy	439.75	Tax Levy Cancelled, Abated or Adjusted	.74
Municipal Expenditures	416.74		

EXPENDITURES		REVENUES-REALIZED		1984 PROPERTY TAX	
GENERAL GOVERNMENT				STATE EQUALIZED TAX RATE	
Governing Body & Public Boards	75,275.00	1984 Property Taxes Collected	25,668,625.30	Local District School Taxes	11,518,370.61
Municipal Clerk	41,625.00	1984 Payments in Lieu of Taxes	40,365.76	Regional & Consolidated School Tax	4,792,852.12
Financial Administration	365,947.68	Delinquent Tax & Lien Collections	2,696,525.25	School Taxes in Municipal Budget	118,776.45
Assessment of Taxes	233,389.11	Business Personalty Replacement Taxes	2,935,797.14	County Taxes	10,318,000.00
Collection of Taxes	256,599.03	Taxes from Public Utilities	13,429,357.45	County Library Taxes	
Planning, Housing & Development	172,012.25	Other Miscellaneous Tax Revenues	112,582.67	Local Municipal Purpose Taxes	1,738,150.01
Human Resources	11,700.00	State Aid Revenues	1,131,287.05	Veteran & Senior Citizen Taxes	743,950.00
Elections	4,325.00	Federal Aid Revenues		Total Taxes for Rate Computation	29,230,099.19
General Administration (other)	4,220,953.44	State and Local Fiscal Assistance Act Utilized	448,417.87	Special District Taxes	178,210.31
JUDICIARY		Sale of Acquired Property	10,410.00	Bank Corp. Taxes	125,032.15
Municipal Courts	398,342.13	Other Miscellaneous Revenues	6,770,882.94	Added and Omitted Taxes	96,750.08
PUBLIC SAFETY		Total	53,244,251.44	Total Taxes Levied - ABSTRACT	28,886,141.73
Fire Protection	596,813.80	Prior Years Surplus Appropriated	4,233,324.85	Total Taxes Billed	28,802,949.09
Police Protection	4,161,545.09	REVENUES TOTAL	57,528,076.29	1984 TAXES COLLECTED	25,668,625.30
Civil Defense & Disaster Control	48,104.71	Reserve For Uncollected Taxes	3,392,407.36	1984 Taxes Cancelled, Abated or Adjusted	212,153.53
Environmental Inspection & Control	276,923.39	CAPITAL OUTLAY TOTAL	2,015,874.64	Transfer to Tax Title Liens or Foreclosed	180,640.62
Other Public Safety				Balance Outstanding Dec. 31, 1984	2,741,593.34
PUBLIC WORKS				PRIOR YEARS TAXES OUTSTANDING	
Streets and Drainage	3,866,441.06	Public Enterprises	14,670.27	Balance January 1, 1984	2,644,460.85
Sewers and Sewage Processing	466,294.60	Recreation—Culture	3,000.00	Collected in 1984	2,501,770.45
Garbage and Trash Disposal	1,230,078.43	Public Works	1,536,705.04	Cancelled, Abated or Adjusted 1984	11,934.84
Public Buildings and Grounds	793,798.79	Buildings and Grounds	461,161.83	Transfers to Tax Title Liens or Foreclosed	54,686.47
Other Public Works	256,100.00	Library and Education		Balance December 31, 1984	76,069.09
HEALTH and WELFARE		Conservation	337.50	TAX TITLE LIENS OUTSTANDING	
Health Services Except Environmental	130,347.75	All Other		Balance January 1, 1984	778,025.44
Welfare-Public Assistance	85,766.54	CAPITAL DEBT AUTHORIZED, DECEMBER 31, 1984		Transfer From Taxes	243,220.51
Hospitals, Clinics, First Aid	34,977.00	ISSUED AND UNISSUED		Redeemed in 1984	194,754.81
Animal, Insect, & Rodent Control	230,206.27	SCHOOL	12,933,000	Cancelled, Abated or Adjusted (1984)	1,425.36
Other Welfare Services		Self-Liquidating	1,526,938	Transfers to Foreclosed Property	38,262.15
RECREATION and CONSERVATION		Other	3,559,496	Balance December 31, 1984	786,803.63
Beaches and Boardwalks	35,016.00	Total	18,029,434	PROPERTY ACQUIRED BY DEED OR FORECLOSURE	
Parks, Playgrounds, Shade Trees	137,038.00	ISSUED AND OUTSTANDING		Balance January 1, 1984	551,320.54
Land Reclamation & Conservation	400.00	School	12,933,000.00	Transfers From Taxes or Liens	38,262.15
Other Recreational Services	776,156.00	Self-Liquidating	1,351,970.28	Sale for Cash (1984)	2,465.00
EDUCATION (excluding schools)		Other	2,493,083.00	Cancelled, Abated or Adjusted (1984)	32,100.00
Libraries	164,800.00	Total	16,779,053.28	Balance December 31, 1984	555,017.69
Other Educational Services	1,720,873.00	EQUALIZED VALUATION BASIS		CURRENT FINANCES DECEMBER 31, 1984	
STATUTORY EXPENDITURES		FOR NET DEBT COMPUTATION	1,150,404,073	ASSETS	
Pensions & F. I. C. A.	1,074,927.19	REAL PROPERTY VALUATIONS		Cash Dec. 31, 1984	17,511,191.28
Employee Fringe Benefits	544,359.48	Code Class # of Parcels % VAL'N		Taxes Receivable	2,817,662.43
Other Statutory Expenditures	59,865.00	1 Vacant Land		Tax Title Liens	786,803.63
CETA And Other Public Employment Programs		2 Residential		Foreclosed Property	555,017.69
MUNICIPAL FUNCTIONS TOTAL	22,579,086.74	3 Farm		Emergencies & Other Deferred Charges	91,366.47
CAPITAL IMPROVEMENTS *MEMO	2,568,224.00	4a Commercial (SEE PAGE 39)		State and Federal Aid Receivable	54,549.29
DEBT SERVICE		4b Industrial		Other Receivables	286,159.29
Principal Payments	443,870.00	4c Apartments		Total	22,102,750.08
Interest Payments	362,127.00	Total		LIABILITIES, RESERVES, AND SURPLUS	
TYPE I SCHL DEBT *MEMO	490,594.55	Land Area 346.56 Sq. Miles		Cash Liabilities	5,611,814.15
DEFERRED CHARGES	597,623.98	Net Valuation Taxable-Municipal	815,156,329	Reserves for Receivables	4,443,487.52
SCHOOL, COUNTY, SPECIAL DISTRICT TAXES	26,926,207.49	Net Valuation Taxable-County	1,279,465,393	Surplus Dec. 31, 1984	12,047,448.41
RESERVE FOR UNCOLLECTED TAXES	3,392,407.36	State Equalized Valuation	1,271,233,122	Total	22,102,750.08
EXPENDITURES TOTAL	54,301,324.57	State Equalization Ratio			

1899

Population 1980 203,129
 Population 1984 208,934
 S & P Rating
 Moody Rating

General Tax Rate Per \$100.

State Equalized Tax Rate

SUMMARY SOMERSET COUNTY MUNICIPALITIES

PER CAPITA:

Gross Debt 737.32
 Net Debt 446.02
 Debt Service 44.45
 Total Tax Levy 921.81
 Municipal Expenditures 391.82

PER CENT:

Gross Debt 1.99
 Net Debt 1.20
 Tax Levy Collected 97.13
 Tax Levy Cancelled, Abated
 or Adjusted .15

EXPENDITURES		REVENUES-REALIZED		1984 PROPERTY TAX	
GENERAL GOVERNMENT				STATE EQUALIZED TAX RATE	
Governing Body & Public Boards	116,470.00	1984 Property Taxes Collected	187,021,574.83	Local District School Taxes	84,560,509.23
Municipal Clerk	216,695.00	1984 Payments in Lieu of Taxes	92,633.15	Regional & Consolidated School Tax	29,545,432.16
Financial Administration	349,719.09	Delinquent Tax & Lien Collections	5,756,671.92	School Taxes in Municipal Budget	
Assessment of Taxes	822,355.21	Business Personalty Replacement Taxes	4,996,776.24	County Taxes	41,261,000.00
Collection of Taxes	635,245.06	Taxes from Public Utilities	17,883,107.00	County Library Taxes	1,738,698.00
Planning, Housing & Development	2,304,343.47	Other Miscellaneous Tax Revenues		Local Municipal Purpose Taxes	30,393,674.61
Human Resources	14,300.00	State Aid Revenues	2,956,993.22	Veteran & Senior Citizen Taxes	1,671,050.00
Elections	40,247.07	Federal Aid Revenues	884,400.00	Total Taxes for Rate Computation	189,170,363.00
General Administration (other)	9,103,133.12	State and Local Fiscal Assistance Act Utilized	1,244,064.93	Special District Taxes	1,741,531.87
JUDICIARY		Sale of Acquired Property	2,070.00	Bank Corp. Taxes	348,116.58
Municipal Courts	844,211.68	Other Miscellaneous Revenues	14,485,513.71	Added and Omitted Taxes	3,008,121.77
PUBLIC SAFETY		Total	235,323,305.00	Total Taxes Levied - ABSTRACT	192,597,083.22
Fire Protection	2,933,511.28	Prior Years Surplus Appropriated	10,703,150.71	Total Taxes Billed	192,553,811.43
Police Protection	15,503,186.34	REVENUES TOTAL	246,026,955.71	1984 TAXES COLLECTED	187,021,574.83
Civil Defense & Disaster Control	30,790.00	Reserve For Uncollected Taxes	10,410,751.00	1984 Taxes Cancelled, Abated or Adjusted	284,113.87
Environmental Inspection & Control	1,333,769.01	CAPITAL OUTLAY TOTAL	9,992,726.20	Transfer to Tax Title Liens or Foreclosed	303,590.99
Other Public Safety				Balance Outstanding Dec. 31, 1984	4,944,531.74
PUBLIC WORKS				PRIOR YEARS TAXES OUTSTANDING	
Streets and Drainage	8,911,909.01	Public Enterprises	1,140,000.04	Balance January 1, 1984	6,089,204.29
Sewers and Sewage Processing	1,617,858.93	Recreation—Culture	1,510,391.27	Collected in 1984	5,358,388.33
Garbage and Trash Disposal	1,121,655.93	Public Works	5,024,607.36	Cancelled, Abated or Adjusted 1984	253,759.22
Public Buildings and Grounds	1,638,742.80	Buildings and Grounds	2,297,850.44	Transfers to Tax Title Liens or Foreclosed	58,247.40
Other Public Works	660,146.45	Library and Education	19,377.09	Balance December 31, 1984	418,809.34
HEALTH and WELFARE		Conservation		TAX TITLE LIENS OUTSTANDING	
Health Services Except Environmental	1,053,654.46	All Other		Balance January 1, 1984	951,338.20
Welfare-Public Assistance	204,073.39	CAPITAL DEBT AUTHORIZED, DECEMBER 31, 1984		Transfer From Taxes	370,122.59
Hospitals, Clinics, First Aid	26,300.00	ISSUED AND UNISSUED		Redeemed in 1984	398,583.59
Animal, Insect, & Rodent Control	69,602.00	School	37,655,915	Cancelled, Abated or Adjusted (1984)	4,319.53
Other Welfare Services	10,485.20	Self-liquidating	15,741,830	Transfers to Foreclosed Property	
RECREATION and CONSERVATION		Other	100,652,540	Balance December 31, 1984	918,557.67
Beaches and Boardwalks		Total	154,050,286	PROPERTY ACQUIRED BY DEED OR FORECLOSURE	
Parks, Playgrounds, Shade Trees	842,893.13	ISSUED AND OUTSTANDING		Balance January 1, 1984	2,674,890.82
Land Reclamation & Conservation	78,766.24	School	29,384,915.97	Transfers From Taxes or Liens	
Other Recreational Services	929,717.98	Self-Liquidating	10,760,480.00	Sale for Cash (1984)	38,380.00
EDUCATION (excluding schools)		Other	73,797,502.38	Cancelled, Abated or Adjusted (1984)	6,280.00
Libraries	1,466,470.75	Total	113,944,898.35	Balance December 31, 1984	2,630,230.82
Other Educational Services	454,844.47	EQUALIZED VALUATION BASIS		CURRENT FINANCES DECEMBER 31, 1984	
STATUTORY EXPENDITURES		FOR NET DEBT COMPUTATION	7,745,392,139	ASSETS	
Pensions & F. I. C. A.	5,240,505.69	REAL PROPERTY VALUATIONS		Cash Dec. 31, 1984	39,225,524.61
Employee Fringe Benefits	1,663,580.11	Code Class # of Parcels % VAL'N	ASSESSED VALUATION	Taxes Receivable	5,363,341.08
Other Statutory Expenditures	73,840.00	1 Vacant Land		Tax Title Liens	918,557.67
CETA And Other Public Employment Programs		2 Residential		Foreclosed Property	2,630,230.82
MUNICIPAL FUNCTIONS TOTAL	60,871,523.32	3 Farm		Emergencies & Other Deferred Charges	1,161,623.96
CAPITAL IMPROVEMENTS *MEMO	1,647,961.52	4a Commercial (SEE PAGE 41)		State and Federal Aid Receivable	79,102.41
DEBT SERVICE		4b Industrial		Other Receivables	2,185,025.49
Principal Payments	4,732,291.26	4c Apartments		Total	51,563,406.04
Interest Payments	4,554,878.62	Total		LIABILITIES, RESERVES, AND SURPLUS	
DEFERRED CHARGES	1,295,498.55	Land Area 205.55 Sq. Miles		Cash Liabilities	16,353,651.08
SCHOOL, COUNTY, SPECIAL DISTRICT TAXES	158,847,170.26	Net Valuation Taxable-Municipal	6,494,699,701	Reserves for Receivables	10,220,518.50
RESERVE FOR UNCOLLECTED TAXES	10,410,751.00	Net Valuation Taxable-County	8,218,155,500	Surplus Dec. 31, 1984	24,989,236.46
EXPENDITURES TOTAL	240,712,113.01	State Equalized Valuation	8,579,966,073	Total	51,563,406.04
		State Equalization Ratio			

1999
Population 1980 116,119
Population 1984 118,892
S & P Rating
Moody Rating

General Tax Rate Per \$100.

State Equalized Tax Rate

SUMMARY SUSSEX COUNTY MUNICIPALITIES

PER CAPITA:		PER CENT:	
Gross Debt	717.12	Gross Debt	2.69
Net Debt	149.87	Net Debt	.56
Debt Service	18.53	Tax Levy Collected	93.80
Total Tax Levy	730.89	Tax Levy Cancelled, Abated	
Municipal Expenditures	305.38	or Adjusted	.24

EXPENDITURES		REVENUES-REALIZED		1984 PROPERTY TAX	
GENERAL GOVERNMENT				STATE EQUALIZED TAX RATE →	
Governing Body & Public Boards	12,330.00	1984 Property Taxes Collected	81,450,620.16	Local District School Taxes	37,201,694.69
Municipal Clerk	50,043.57	1984 Payments in Lieu of Taxes	92,863.95	Regional & Consolidated School Tax	16,556,134.35
Financial Administration	563,762.73	Delinquent Tax & Lien Collections	4,845,702.55	School Taxes in Municipal Budget	
Assessment of Taxes	612,947.19	Business Personalty Replacement Taxes	1,302,409.04	County Taxes	* 18,642,980.50
Collection of Taxes	697,606.87	Taxes from Public Utilities	6,134,874.31	County Library Taxes	946,788.00
Planning, Housing & Development	831,608.08	Other Miscellaneous Tax Revenues	395,803.59	Local Municipal Purpose Taxes	12,343,079.40
Human Resources	2,300.00	State Aid Revenues	899,605.18	Veteran & Senior Citizen Taxes	1,012,350.00
Elections	38,596.16	Federal Aid Revenues	641,000.00	Total Taxes for Rate Computation	86,703,026.94
General Administration (other)	3,785,174.93	State and Local Fiscal Assistance Act Utilized	956,240.73	Special District Taxes	76,500.00
JUDICIARY		Sale of Acquired Property	48,343.00	Bank Corp. Taxes	171,459.43
Municipal Courts	521,279.93	Other Miscellaneous Revenues	5,626,388.07	Added and Omitted Taxes	958,044.87
PUBLIC SAFETY		Total	102,393,850.58	Total Taxes Levied - ABSTRACT	86,896,681.24
Fire Protection	790,880.23	Prior Years Surplus Appropriated	6,913,853.82	Total Taxes Billed	86,831,103.89
Police Protection	5,248,478.61	REVENUES TOTAL	109,307,704.40	1984 TAXES COLLECTED	81,450,620.16
Civil Defense & Disaster Control	13,019.06	Reserve For Uncollected Taxes	7,190,030.83	1984 Taxes Cancelled, Abated or Adjusted	212,520.53
Environmental Inspection & Control	664,562.99	CAPITAL OUTLAY TOTAL	6,619,506.88	Transfer to Tax Title Liens or Foreclosed	432,867.51
Other Public Safety				Balance Outstanding Dec. 31, 1984	4,735,095.69
PUBLIC WORKS				PRIOR YEARS TAXES OUTSTANDING	
Streets and Drainage	5,615,250.75	Public Enterprises	2,166,794.56	Balance January 1, 1984	4,791,064.17
Sewers and Sewage Processing	27,725.00	Recreation—Culture	314,230.09	Collected in 1984	4,272,812.79
Garbage and Trash Disposal	453,800.55	Public Works	3,430,779.99	Cancelled, Abated or Adjusted 1984	5,852.23
Public Buildings and Grounds	854,877.65	Buildings and Grounds	707,702.24	Transfers to Tax Title Liens or Foreclosed	153,573.93
Other Public Works	764,112.82	Library and Education		Balance December 31, 1984	358,825.22
HEALTH and WELFARE		Conservation		TAX TITLE LIENS OUTSTANDING	
Health Services Except Environmental	653,732.20	All Other		Balance January 1, 1984	2,059,950.94
Welfare-Public Assistance	97,033.77	CAPITAL DEBT AUTHORIZED, DECEMBER 31, 1984		Transfer From Taxes	607,368.66
Hospitals, Clinics, First Aid	7,650.00	ISSUED AND UNISSUED		Redeemed in 1984	573,697.16
Animal, Insect, & Rodent Control	109,234.37	School	52,419,380	Cancelled, Abated or Adjusted (1984)	8,946.28
Other Welfare Services		Self-liquidating	15,084,223	Transfers to Foreclosed Property	23,589.40
RECREATION and CONSERVATION		Other	17,758,316	Balance December 31, 1984	2,061,086.76
Beaches and Boardwalks		Total	85,259,919	PROPERTY ACQUIRED BY DEED OR FORECLOSURE	
Parks, Playgrounds, Shade Trees	121,720.42	ISSUED AND OUTSTANDING		Balance January 1, 1984	4,866,206.85
Land Reclamation & Conservation	12,293.04	School	45,779,380.13	Transfers From Taxes or Liens	23,589.40
Other Recreational Services	316,057.34	Self-Liquidating	13,804,220.24	Sale for Cash (1984)	111,210.15
EDUCATION (excluding schools)		Other	13,051,745.88	Cancelled, Abated or Adjusted (1984)	24,690.00
Libraries	227,725.81	Total	72,635,346.25	Balance December 31, 1984	4,753,896.10
Other Educational Services	84,900.00	EQUALIZED VALUATION BASIS		CURRENT FINANCES DECEMBER 31, 1984	
STATUTORY EXPENDITURES		FOR NET DEBT COMPUTATION	3,174,978,921	ASSETS	
Pensions & F. I. C. A.	1,682,159.81	REAL PROPERTY VALUATIONS		Cash Dec. 31, 1984	15,708,219.32
Employee Fringe Benefits	940,982.27	Code Class # of Parcels % VAL'N	ASSESSED VALUATION	Taxes Receivable	5,093,920.91
Other Statutory Expenditures	154,811.67	1 Vacant Land		Tax Title Liens	2,061,086.76
CETA And Other Public Employment Programs		2 Residential		Foreclosed Property	4,753,896.10
MUNICIPAL FUNCTIONS TOTAL	25,861,657.92	3 Farm		Emergencies & Other Deferred Charges	1,354,344.54
CAPITAL IMPROVEMENTS *MEMO	724,985.09	4a Commercial (SEE PAGE 43)		State and Federal Aid Receivable	174,774.55
DEBT SERVICE		4b Industrial		Other Receivables	1,751,426.70
Principal Payments	1,363,702.26	4c Apartments		Total	30,897,668.88
Interest Payments	839,513.90	Total		LIABILITIES, RESERVES, AND SURPLUS	
DEFERRED CHARGES		Land Area 524.71 Sq. Miles		Cash Liabilities	5,020,570.57
SCHOOL, COUNTY, SPECIAL DISTRICT TAXES	1,052,810.78	Net Valuation Taxable-Municipal	2,565,313,823	Reserves for Receivables	13,618,531.47
RESERVE FOR UNCOLLECTED TAXES	73,424,097.54	Net Valuation Taxable-County	3,283,698,099	Surplus Dec. 31, 1984	12,258,566.84
EXPENDITURES TOTAL	7,190,030.33	State Equalized Valuation	3,423,474,852	Total	30,897,668.88
	109,731,813.23	State Equalization Ratio			

2099

Population 1980 504,094
 Population 1984 506,235
 S & P Rating
 Moody Rating

General Tax Rate Per \$100.

State Equalized Tax Rate

SUMMARY UNION COUNTY MUNICIPALITIES

PER CAPITA:

Gross Debt 427.49
 Net Debt 253.64
 Debt Service 43.33
 Total Tax Levy 722.14
 Municipal Expenditures 462.43

PER CENT:

Gross Debt 1.55
 Net Debt .92
 Tax Levy Collected 97.41
 Tax Levy Cancelled, Abated or Adjusted .21

EXPENDITURES		REVENUES-REALIZED		1984 PROPERTY TAX	
GENERAL GOVERNMENT				STATE EQUALIZED TAX RATE	
Governing Body & Public Boards	786,485.00	1984 Property Taxes Collected	355,593,488.13	Local District School Taxes	159,176,804.88
Municipal Clerk	630,647.30	1984 Payments in Lieu of Taxes	1,650,032.95	Regional & Consolidated School Tax	35,487,962.22
Financial Administration	2,157,404.41	Delinquent Tax & Lien Collections	7,888,372.38	School Taxes in Municipal Budget	3,682,499.69
Assessment of Taxes	1,390,461.16	Business Personalty Replacement Taxes	14,279,112.93	County Taxes	76,953,362.00
Collection of Taxes	1,187,206.36	Taxes from Public Utilities	55,754,746.60	County Library Taxes	
Planning, Housing & Development	987,569.09	Other Miscellaneous Tax Revenues	77,589.58	Local Municipal Purpose Taxes	87,561,689.64
Human Resources	5,925,016.98	State Aid Revenues	19,500,469.53	Veteran & Senior Citizen Taxes	4,860,200.00
Elections	71,475.40	Federal Aid Revenues	30,929.00	Total Taxes for Rate Computation	368,122,518.43
General Administration (other)	18,087,909.07	State and Local Fiscal Assistance Act Utilized	4,393,402.73	Special District Taxes	
JUDICIARY		Sale of Acquired Property	10,980.00	Bank Corp. Taxes	896,804.47
Municipal Courts	1,986,974.67	Other Miscellaneous Revenues	27,862,312.49	Added and Omitted Taxes	1,413,188.87
PUBLIC SAFETY		Total	486,541,436.42	Total Taxes Levied - ABSTRACT	365,572,311.77
Fire Protection	30,138,029.52	Prior Years Surplus Appropriated	24,148,145.96	Total Taxes Billed	365,037,452.68
Police Protection	41,870,373.47	REVENUES TOTAL	510,689,582.38	1984 TAXES COLLECTED	355,593,488.13
Civil Defense & Disaster Control	166,442.86	Reserve For Uncollected Taxes	16,199,672.69	1984 Taxes Cancelled, Abated or Adjusted	761,803.24
Environmental Inspection & Control	2,143,934.51	CAPITAL OUTLAY TOTAL	19,650,428.20	Transfer to Tax Title Liens or Foreclosed	1,074,106.96
Other Public Safety	50,200.00			Balance Outstanding Dec. 31, 1984	7,608,054.35
PUBLIC WORKS				PRIOR YEARS TAXES OUTSTANDING	
Streets and Drainage	15,565,538.28	Public Enterprises	654,641.32	Balance January 1, 1984	8,026,523.21
Sewers and Sewage Processing	6,783,547.88	Recreation—Culture	1,790,614.72	Collected in 1984	6,998,419.89
Garbage and Trash Disposal	9,146,929.86	Public Works	5,971,352.37	Cancelled, Abated or Adjusted 1984	522,532.31
Public Buildings and Grounds	4,389,862.64	Buildings and Grounds	6,416,080.41	Transfers to Tax Title Liens or Foreclosed	304,666.18
Other Public Works	5,304,461.60	Library and Education	4,792,235.28	Balance December 31, 1984	200,904.93
HEALTH and WELFARE		Conservation	25,504.10	TAX TITLE LIENS OUTSTANDING	
Health Services Except Environmental	4,641,596.18	All Other		Balance January 1, 1984	3,427,442.28
Welfare-Public Assistance	1,432,684.46	CAPITAL DEBT AUTHORIZED, DECEMBER 31, 1984		Transfer From Taxes	1,430,453.19
Hospitals, Clinics, First Aid	96,300.00	ISSUED AND UNISSUED		Redeemed in 1984	889,952.49
Animal, Insect, & Rodent Control	172,432.00	School	71,064,600	Cancelled, Abated or Adjusted (1984)	17,272.60
Other Welfare Services	334,906.44	Self-liquidating	13,870,000	Transfers to Foreclosed Property	102,031.03
RECREATION and CONSERVATION		Other	131,473,328	Balance December 31, 1984	3,848,639.35
Beaches and Boardwalks		Total	216,407,928	PROPERTY ACQUIRED BY DEED OR FORECLOSURE	
Parks, Playgrounds, Shade Trees	1,919,978.85	ISSUED AND OUTSTANDING		Balance January 1, 1984	9,638,570.48
Land Reclamation & Conservation	119,032.34	School	69,173,117.07	Transfers From Taxes or Liens	102,306.51
Other Recreational Services	4,665,787.74	Self-Liquidating	5,250,000.00	Sale for Cash (1984)	673,420.00
EDUCATION (excluding schools)		Other	102,298,397.55	Cancelled, Abated or Adjusted (1984)	136,784.02
Libraries	6,424,037.00	Total	176,721,514.62	Balance December 31, 1984	8,930,672.97
Other Educational Services	9,100.00	EQUALIZED VALUATION BASIS		CURRENT FINANCES DECEMBER 31, 1984	
STATUTORY EXPENDITURES		FOR NET DEBT COMPUTATION	13,919,515,928	ASSETS	
Pensions & F. I. C. A.	17,566,406.33	REAL PROPERTY VALUATIONS		Cash Dec. 31, 1984	92,063,187.97
Employee Fringe Benefits	8,363,393.01	Code Class # of Parcels % VAL'N	ASSESSED VALUATION	Taxes Receivable	7,808,959.18
Other Statutory Expenditures	373,900.00	1 Vacant Land		Tax Title Liens	3,848,639.35
CETA And Other Public Employment Programs	153,597.00	2 Residential		Foreclosed Property	8,930,672.97
MUNICIPAL FUNCTIONS TOTAL	195,090,731.41	3 Farm		Emergencies & Other Deferred Charges	1,203,977.72
CAPITAL IMPROVEMENTS * MEMO	1,662,088.30	4a Commercial (SEE PAGE 45)		State and Federal Aid Receivable	1,238,253.52
DEBT SERVICE		4b Industrial		Other Receivables	4,807,686.96
Principal Payments	11,241,857.71	4c Apartments		Total	119,901,377.67
Interest Payments	10,692,727.95	Total		LIABILITIES, RESERVES, AND SURPLUS	
TYPE I SCHL DEBT *MEMO	7,427,885.08	Land Area 102.93 Sq. Miles		Cash Liabilities	63,405,402.05
DEFERRED CHARGES	874,011.70	Net Valuation Taxable-Municipal	10,850,454,544	Reserves for Receivables	23,685,527.51
SCHOOL, COUNTY, SPECIAL DISTRICT TAXES	275,300,628.79	Net Valuation Taxable-County	14,578,364,384	Surplus Dec. 31, 1984	32,810,448.11
RESERVE FOR UNCOLLECTED TAXES	16,199,672.69	State Equalized Valuation	15,068,412,498	Total	119,901,377.67
EXPENDITURES TOTAL	509,399,630.25	State Equalization Ratio			

1984/3000

*ABOVE DEBT SERVICE INCLUDES TYPE I SCHL DEBT.

2199

Population 1980 84,429
 Population 1984 85,343
 S & P Rating
 Moody Rating

General Tax Rate Per \$100.

State Equalized Tax Rate

SUMMARY WARREN COUNTY MUNICIPALITIES

PER CAPITA:

Gross Debt 282.06
 Net Debt 79.88
 Debt Service 11.72
 Total Tax Levy 577.53
 Municipal Expenditures 325.79

PER CENT:

Gross Debt 1.20
 Net Debt .34
 Tax Levy Collected 93.90
 Tax Levy Cancelled, Abated or Adjusted .15

EXPENDITURES		REVENUES-REALIZED		1984 PROPERTY TAX	
GENERAL GOVERNMENT				STATE EQUALIZED TAX RATE →	
Governing Body & Public Boards	53,246.00	1984 Property Taxes Collected 46,219,347.46		Local District School Taxes	22,812,075.50
Municipal Clerk	56,153.00	1984 Payments in Lieu of Taxes 86,884.62		Regional & Consolidated School Tax	4,560,911.59
Financial Administration	278,760.18	Delinquent Tax & Lien Collections 2,669,799.66		School Taxes in Municipal Budget	
Assessment of Taxes	303,014.46	Business Personalty Replacement Taxes 1,653,828.12		County Taxes	* 13,990,531.00
Collection of Taxes	324,795.79	Taxes from Public Utilities 7,987,225.00		County Library Taxes	469,999.00
Planning, Housing & Development	373,205.49	Other Miscellaneous Tax Revenues		Local Municipal Purpose Taxes	6,813,914.06
Human Resources	179,314.00	State Aid Revenues 1,365,622.66		Veteran & Senior Citizen Taxes	982,700.00
Elections	13,799.30	Federal Aid Revenues 500,000.00		Total Taxes for Rate Computation	49,630,131.15
General Administration (other)	3,861,512.70	State and Local Fiscal Assistance Act Utilized 530,025.67		Special District Taxes	
JUDICIARY		Sale of Acquired Property 17,230.00		Bank Corp. Taxes	164,288.65
Municipal Courts	411,416.71	Other Miscellaneous Revenues 5,538,472.59		Added and Omitted Taxes	476,328.62
PUBLIC SAFETY		Prior Years Surplus Appropriated 4,835,434.37		Total Taxes Levied - ABSTRACT	49,288,048.42
Fire Protection	711,658.06	REVENUES TOTAL 71,408,870.15		Total Taxes Billed	49,222,020.24
Police Protection	3,987,144.35	Reserve For Uncollected Taxes 3,938,655.30		1984 TAXES COLLECTED	46,219,347.46
Civil Defense & Disaster Control	12,650.00	CAPITAL OUTLAY TOTAL 2,210,446.55		1984 Taxes Cancelled, Abated or Adjusted	71,726.96
Environmental Inspection & Control	317,345.59	Public Enterprises 117,007.21		Transfer to Tax Title Liens or Foreclosed	214,397.71
Other Public Safety		Recreation—Culture 378,507.20		Balance Outstanding Dec. 31, 1984	2,716,588.11
PUBLIC WORKS		Public Works 1,113,712.03		PRIOR YEARS TAXES OUTSTANDING	
Streets and Drainage	3,972,517.32	Buildings and Grounds 581,179.42		Balance January 1, 1984	2,622,384.87
Sewers and Sewage Processing	632,639.48	Library and Education 20,040.69		Collected in 1984	2,372,183.42
Garbage and Trash Disposal	651,323.33	Conservation		Cancelled, Abated or Adjusted 1984	61,377.48
Public Buildings and Grounds	583,219.23	All Other		Transfers to Tax Title Liens or Foreclosed	81,240.85
Other Public Works	502,333.00	CAPITAL DEBT AUTHORIZED, DECEMBER 31, 1984		Balance December 31, 1984	107,583.12
HEALTH and WELFARE		ISSUED AND UNISSUED GROSS DEBT NET DEBT		TAX TITLE LIENS OUTSTANDING	
Health Services Except Environmental	32,544.81	School 12,411,406 972,500		Balance January 1, 1984	738,720.90
Welfare-Public Assistance	59,030.15	Self-liquidating 5,821,491 5,610		Transfer From Taxes	310,739.71
Hospitals, Clinics, First Aid	13,875.00	Other 5,839,079 5,839,079		Redeemed in 1984	297,616.24
Animal, Insect, & Rodent Control	32,248.90	Total 24,071,976 6,817,139		Cancelled, Abated or Adjusted (1984)	9,420.50
Other Welfare Services		ISSUED AND OUTSTANDING		Transfers to Foreclosed Property	19,752.71
RECREATION and CONSERVATION		School 12,395,564.46		Balance December 31, 1984	722,671.16
Beaches and Boardwalks	199,681.90	Self-Liquidating 3,313,491.05		PROPERTY ACQUIRED BY DEED OR	
Parks, Playgrounds, Shade Trees	10,124.09	Other 4,752,323.67		FORECLOSURE	
Land Reclamation & Conservation	328,635.79	Total 20,961,984.18		Balance January 1, 1984	902,849.66
Other Recreational Services		EQUALIZED VALUATION BASIS		Transfers From Taxes or Liens	24,817.84
EDUCATION (excluding schools)		FOR NET DEBT COMPUTATION 2,003,799.93		Sale for Cash (1984)	17,230.00
Libraries	455,753.78	REAL PROPERTY VALUATIONS		Cancelled, Abated or Adjusted (1984)	97,115.00
Other Educational Services	1,015,775.16	Code Class # of Parcels % VAL'N ASSESSED VALUATION		Balance December 31, 1984	813,322.50
STATUTORY EXPENDITURES		1 Vacant Land		CURRENT FINANCES DECEMBER 31, 1984	
Pensions & F. I. C. A.	1,217,183.40	2 Residential		ASSETS	
Employee Fringe Benefits	532,089.78	3 Farm		Cash Dec. 31, 1984	33,435,213.68
Other Statutory Expenditures	72,450.00	4a Commercial (SEE PAGE 47)		Taxes Receivable	2,824,171.23
CETA And Other Public Employment Programs		4b Industrial		Tax Title Liens	722,671.16
MUNICIPAL FUNCTIONS TOTAL	21,210,539.75	4c Apartments		Foreclosed Property	813,322.50
CAPITAL IMPROVEMENTS *MEMO	614,299.60	Total		Emergencies & Other Deferred Charges	165,521.02
DEBT SERVICE		Land Area 361.55 Sq. Miles		State and Federal Aid Receivable	45,013.37
Principal Payments	666,905.32	Net Valuation Taxable-Municipal 1,669,712,169		Other Receivables	1,021,697.32
Interest Payments	333,107.89	Net Valuation Taxable-County 2,102,359,666		Total	39,027,610.28
DEFERRED CHARGES	1,654,508.81	State Equalized Valuation 2,154,446,097		LIABILITIES, RESERVES, AND SURPLUS	
SCHOOL, COUNTY, SPECIAL DISTRICT TAXES	41,833,517.09	State Equalization Ratio		Cash Liabilities	18,878,709.83
RESERVE FOR UNCOLLECTED TAXES	3,938,655.30			Reserves for Receivables	4,744,932.10
EXPENDITURES TOTAL	69,637,334.17			Surplus Dec. 31, 1984	15,403,968.35
				Total	39,027,610.28

1984/3000

▽

*Includes County Health Service Taxes or County Vocational School Taxes. See Table 13.

1330

Population 1980 17,235
 Population 1984 13,430
 S & P Rating
 Moody Rating AAA

General Tax Rate Per \$100.
 3.52
 State Equalized Tax Rate
 2.88

ABERDEEN TOWNSHIP – MONMOUTH CO.

Form of Government:

Council-Manager Plan E (OMCL 50)

Number of Members an Governing Body – 7

PER CAPITA:

Gross Debt 471.39
 Net Debt 261.50
 Debt Service 32.98
 Total Tax Levy 719.89
 Municipal Expenditures 289.12

PER CENT:

Gross Debt 2.26
 Net Debt 1.26
 Tax Levy Collected 93.90
 Tax Levy Cancelled, Abated or Adjusted .60

EXPENDITURES		REVENUES-REALIZED		1984 PROPERTY TAX	
GENERAL GOVERNMENT				STATE EQUALIZED TAX RATE	
Governing Body & Public Boards	23,804.40	1984 Property Taxes Collected	12,491,892.39	Local District School Taxes	
Municipal Clerk		1984 Payments in Lieu of Taxes		Regional & Consolidated School Tax 1.70	7,235,762.38
Financial Administration	51,454.00	Delinquent Tax & Lien Collections	511,026.48	School Taxes in Municipal Budget	
Assessment of Taxes	34,038.00	Business Personalty Replacement Taxes	223,552.44	County Taxes	.47
Collection of Taxes	51,280.00	Taxes from Public Utilities	637,068.00	County Library Taxes	
Planning, Housing & Development	48,309.99	Other Miscellaneous Tax Revenues		Local Municipal Purpose Taxes	.70
Human Resources		State Aid Revenues	259,644.68	Veteran & Senior Citizen Taxes	
Elections	4,660.00	Federal Aid Revenues		Total Taxes for Rate Computation	2.87
General Administration (other)	590,578.14	State and Local Fiscal Assistance Act Utilized	191,219.02	Special District Taxes	
JUDICIARY		Sale of Acquired Property	40,638.95	Bank Corp. Taxes	
Municipal Courts	46,171.00	Other Miscellaneous Revenues	525,700.38	Added and Omitted Taxes	
PUBLIC SAFETY		Total	14,880,742.34	Total Taxes Levied - ABSTRACT	13,303,564.43
Fire Protection		Prior Years Surplus Appropriated	321,736.03	Total Taxes Billed	13,303,479.32
Police Protection	1,119,292.00	REVENUES TOTAL	15,202,478.37	1984 TAXES COLLECTED	12,491,892.39
Civil Defense & Disaster Control		Reserve For Uncollected Taxes	930,645.65	1984 Taxes Cancelled, Abated or Adjusted	80,239.66
Environmental Inspection & Control	42,736.83	CAPITAL OUTLAY TOTAL	339,553.50	Transfer to Tax Title Liens or Foreclosed	185,416.98
Other Public Safety		Public Enterprises	790.25	Balance Outstanding Dec. 31, 1984	545,930.29
PUBLIC WORKS		Recreation—Culture		PRIOR YEARS TAXES OUTSTANDING	
Streets and Drainage	883,116.54	Public Works	337,766.25	Balance January 1, 1984	527,076.44
Sewers and Sewage Processing		Buildings and Grounds	1,097.00	Collected in 1984	436,786.30
Garbage and Trash Disposal		Library and Education		Cancelled, Abated or Adjusted 1984	32,666.59
Public Buildings and Grounds	36,289.00	Conservation		Transfers to Tax Title Liens or Foreclosed	54,902.08
Other Public Works	73,915.00	All Other		Balance December 31, 1984	2,721.47
HEALTH and WELFARE		CAPITAL DEBT AUTHORIZED, DECEMBER 31, 1984		TAX TITLE LIENS OUTSTANDING	
Health Services Except Environmental	79,892.37	ISSUED AND UNISSUED		Balance January 1, 1984	299,364.70
Welfare-Public Assistance	15,000.00	School	1,673,223	Transfer From Taxes	248,694.97
Hospitals, Clinics, First Aid		Self-liquidating	2,205,500	Redeemed in 1984	74,240.18
Animal, Insect, & Rodent Control	1,700.00	Other	4,832,528	Cancelled, Abated or Adjusted (1984)	
Other Welfare Services		Total	8,711,251	Transfers to Foreclosed Property	
RECREATION and CONSERVATION		ISSUED AND OUTSTANDING		Balance December 31, 1984	473,819.49
Beaches and Boardwalks		School	1,211,854.03	PROPERTY ACQUIRED BY DEED OR FORECLOSURE	
Parks, Playgrounds, Shade Trees	2,000.00	Self-Liquidating	2,204,000.00	Balance January 1, 1984	768,413.95
Land Reclamation & Conservation	205.00	Other	4,609,000.00	Transfers From Taxes or Liens	
Other Recreational Services	177,544.91	Total	8,024,854.03	Sale for Cash (1984)	40,638.95
EDUCATION (excluding schools)		EQUALIZED VALUATION BASIS		Cancelled, Abated or Adjusted (1984)	
Libraries	197,855.00	FOR NET DEBT COMPUTATION	384,770,604	Balance December 31, 1984	727,775.00
Other Educational Services	13,335.00	REAL PROPERTY VALUATIONS		CURRENT FINANCES DECEMBER 31, 1984	
STATUTORY EXPENDITURES		Code Class # of Parcels % VAL'N	ASSESSED VALUATION	ASSETS	
Pensions & F. I. C. A.	234,117.95	1 Vacant Land 901 3.25	11,224,200.00	Cash Dec. 31, 1984	1,873,742.41
Employee Fringe Benefits		2 Residential 4545 76.68	264,705,600.00	Taxes Receivable	548,651.76
Other Statutory Expenditures	10,000.00	3 Farm 14 .07	244,600.00	Tax Title Liens	473,819.49
CETA And Other Public Employment Programs		4a Commercial 148 11.14	38,455,850.00	Foreclosed Property	727,775.00
MUNICIPAL FUNCTIONS TOTAL	3,797,595.14	4b Industrial 4 4.68	16,165,600.00	Emergencies & Other Deferred Charges	10,000.00
CAPITAL IMPROVEMENTS *MEMO*		4c Apartments 10 4.17	14,398,500.00	State and Federal Aid Receivable	
DEBT SERVICE		Total 5622	345,194,350.00	Other Receivables	
Principal Payments	250,000.00	Land Area 5.45 Sq. Miles		Total	3,633,988.66
Interest Payments	359,538.00	Net Valuation Taxable-Municipal	347,750,010	LIABILITIES, RESERVES, AND SURPLUS	
DEFERRED CHARGES	15,200.00	Net Valuation Taxable-County	380,616,538	Cash Liabilities	652,517.65
SCHOOL, COUNTY, SPECIAL DISTRICT TAXES	10,063,234.09	State Equalized Valuation	424,924,059	Reserves for Receivables	1,750,246.25
RESERVE FOR UNCOLLECTED TAXES	930,645.65	State Equalization Ratio	81.73	Surplus Dec. 31, 1984	1,231,224.76
EXPENDITURES TOTAL	15,406,212.88			Total	3,633,988.66

0101
Population 1980 6,859
Population 1984 7,232
S & P Rating
Moody Rating BAA1

General Tax Rate Per \$100. 2.04
State Equalized Tax Rate 2.05

ABSECON CITY – ATLANTIC COUNTY
Form of Government:
City Charter Act, (P.L. 1899, c. 52)
Number of Members on Governing Body – 7

PER CAPITA:
Gross Debt 423.10
Net Debt 81.84
Debt Service 9.78
Total Tax Levy 607.17
Municipal Expenditures 345.89

PER CENT:
Gross Debt 1.50
Net Debt .29
Tax Levy Collected 94.39
Tax Levy Cancelled, Abated or Adjusted .50

EXPENDITURES		REVENUES-REALIZED		1984 PROPERTY TAX	
GENERAL GOVERNMENT				STATE EQUALIZED TAX RATE	
Governing Body & Public Boards		1984 Property Taxes Collected	4,137,299.32	Local District School Taxes .96	2,032,410.00
Municipal Clerk		1984 Payments in Lieu of Taxes		Regional & Consolidated School Tax .03	70,186.00
Financial Administration	12,745.00	Delinquent Tax & Lien Collections	168,771.88	School Taxes in Municipal Budget .46	* 982,145.03
Assessment of Taxes	36,420.75	Business Personalty Replacement Taxes	31,078.96	County Taxes .03	61,993.63
Collection of Taxes	44,863.02	Taxes from Public Utilities	482,119.00	County Library Taxes .56	1,194,585.13
Planning, Housing & Development	37,298.44	Other Miscellaneous Tax Revenues		Local Municipal Purpose Taxes	83,300.00
Human Resources		State Aid Revenues	76,934.18	Veteran & Senior Citizen Taxes	
Elections	3,100.00	Federal Aid Revenues		Total Taxes for Rate Computation 2.04	4,424,619.79
General Administration (other)	259,693.21	State and Local Fiscal Assistance Act Utilized	26,916.00	Special District Taxes	
JUDICIARY		Sale of Acquired Property	122,500.00	Bank Corp. Taxes	12,741.15
Municipal Courts	44,214.50	Other Miscellaneous Revenues	247,820.42	Added and Omitted Taxes	36,974.96
PUBLIC SAFETY		Total	5,293,439.77	Total Taxes Levied - ABSTRACT	4,391,035.90
Fire Protection	60,230.00	Prior Years Surplus Appropriated	500,000.00	Total Taxes Billed	4,383,169.95
Police Protection	810,178.60	REVENUES TOTAL	5,793,439.77	1984 TAXES COLLECTED	4,127,299.32
Civil Defense & Disaster Control		Reserve For Uncollected Taxes	217,173.29	1984 Taxes Cancelled, Abated or Adjusted	22,042.38
Environmental Inspection & Control	25,840.00	CAPITAL OUTLAY TOTAL	199,978.00	Transfer to Tax Title Liens or Foreclosed	19,093.00
Other Public Safety				Balance Outstanding Dec. 31, 1984	204,735.25
PUBLIC WORKS				PRIOR YEARS TAXES OUTSTANDING	
Streets and Drainage	305,297.83	Public Enterprises		Balance January 1, 1984	171,221.48
Sewers and Sewage Processing		Recreation—Culture	792.00	Collected in 1984	142,404.09
Garbage and Trash Disposal	228,507.60	Public Works	60,000.00	Cancelled, Abated or Adjusted 1984	
Public Buildings and Grounds	29,850.00	Buildings and Grounds	139,185.00	Transfers to Tax Title Liens or Foreclosed	14,006.46
Other Public Works	37,193.00	Library and Education		Balance December 31, 1984	14,810.93
HEALTH and WELFARE		Conservation		TAX TITLE LIENS OUTSTANDING	
Health Services Except Environmental		All Other		Balance January 1, 1984	25,440.64
Welfare-Public Assistance	500.00			Transfer From Taxes	35,411.03
Hospitals, Clinics, First Aid		CAPITAL DEBT AUTHORIZED, DECEMBER 31, 1984		Redeemed in 1984	26,367.79
Animal, Insect, & Rodent Control	17,665.00	ISSUED AND UNISSUED		Cancelled, Abated or Adjusted (1984)	
Other Welfare Services		School	428,000	Transfers to Foreclosed Property	
RECREATION and CONSERVATION		Self-liquidating	2,040,000	Balance December 31, 1984	34,483.88
Beaches and Boardwalks		Other	591,840	PROPERTY ACQUIRED BY DEED OR	
Parks, Playgrounds, Shade Trees		Total	3,059,840	FORECLOSURE	
Land Reclamation & Conservation	28,905.00			Balance January 1, 1984	359,758.25
Other Recreational Services		ISSUED AND OUTSTANDING		Transfers From Taxes or Liens	
EDUCATION (excluding schools)		School	428,000.00	Sale for Cash (1984)	122,500.00
Libraries	19,127.00	Self-Liquidating	2,040,000.00	Cancelled, Abated or Adjusted (1984)	
Other Educational Services		Other		Balance December 31, 1984	237,258.25
STATUTORY EXPENDITURES		Total	2,463,000.00	CURRENT FINANCES DECEMBER 31, 1984	
Pensions & F. I. C. A.	107,324.45	EQUALIZED VALUATION BASIS		ASSETS	
Employee Fringe Benefits	86,700.00	FOR NET DEBT COMPUTATION	203,737,595	Cash Dec. 31, 1984	579,394.14
Other Statutory Expenditures	7,932.00	REAL PROPERTY VALUATIONS		Taxes Receivable	219,546.18
CETA and Other Public Employment Programs		Code Class # of Parcels % VAL'N		Tax Title Liens	24,483.88
MUNICIPAL FUNCTIONS TOTAL	2,202,585.45	1 Vacant Land 612 6.56	13,822,200.00	Foreclosed Property	237,258.25
CAPITAL IMPROVEMENTS *MEMO*	134,500.00	2 Residential 2195 77.10	162,557,200.00	Emergencies & Other Deferred Charges	
DEBT SERVICE		3 Farm 7 .23	482,500.00	State and Federal Aid Receivable	
Principal Payments	40,000.00	4a Commercial 171 14.49	30,552,700.00	Other Receivables	531.45
Interest Payments	30,736.00	4b Industrial		Total	1,071,213.90
TYPE I SCHL. DEBT *MEMO*	70,186.00	4c Apartments 1 1.62	3,420,300.00	LIABILITIES, RESERVES, AND SURPLUS	
DEFERRED CHARGES	10,000.00	Total 2936	210,344,900.00	Cash Liabilities	205,899.74
SCHOOL, COUNTY, SPECIAL DISTRICT TAXES	3,146,734.66	Land Area 5.70 Sq. Miles		Reserves for Receivables	491,819.76
RESERVE FOR UNCOLLECTED TAXES	217,173.29	Net Valuation Taxable-Municipal	212,450,857	Surplus Dec. 31, 1984	273,494.40
EXPENDITURES TOTAL	5,648,229.40	Net Valuation Taxable-County	206,322,200	Total	1,071,213.90
		State Equalized Valuation	211,517,749		
		State Equalization Ratio	100.45		

1984/3000

* ABOVE DEBT SERVICE INCLUDES TYPE I SCHOOL DEBT

*Includes County Health Service Taxes or County Vocational School Taxes. See Table 13.

1001

Population 1980 2,798
 Population 1984 2,989
 S & P Rating
 Moody Rating

General Tax Rate Per \$100.

State Equalized Tax Rate

2.31

2.24

ALEXANDRIA TWP. - HUNTERDON CO.**Form of Government:****Township Committee****Number of Members on Governing Body - 3****PER CAPITA:**

Gross Debt

240.63

Net Debt

Debt Service

Total Tax Levy

Municipal Expenditures

808.36

276.64

PER CENT:

Gross Debt

Net Debt

Tax Levy Collected

Tax Levy Cancelled, Abated

or Adjusted

.74

89.21

.25

EXPENDITURES		REVENUES-REALIZED		1984 PROPERTY TAX	
GENERAL GOVERNMENT				STATE EQUALIZED TAX RATE → .95	
Governing Body & Public Boards		1984 Property Taxes Collected	2,157,365.39	Local District School Taxes	978,961.28
Municipal Clerk		1984 Payments in Lieu of Taxes		Regional & Consolidated School Tax	777,169.49
Financial Administration	11,850.00	Delinquent Tax & Lien Collections	250,749.45	School Taxes in Municipal Budget	
Assessment of Taxes	11,700.00	Business Personalty Replacement Taxes	45,779.40	County Taxes	460,873.66
Collection of Taxes	11,510.00	Taxes from Public Utilities	188,435.00	County Library Taxes	29,192.21
Planning, Housing & Development	17,000.00	Other Miscellaneous Tax Revenues		Local Municipal Purpose Taxes	50,000.00
Human Resources	2,000.00	State Aid Revenues	15,741.21	Veteran & Senior Citizen Taxes	23,200.00
Elections	850.00	Federal Aid Revenues		Total Taxes for Rate Computation	2,319,296.64
General Administration (other)	47,890.54	State and Local Fiscal Assistance Act Utilized	14,711.21	Special District Taxes	
JUDICIARY		Sale of Acquired Property		Bank Corp. Taxes	1,944.62
Municipal Courts	10,000.00	Other Miscellaneous Revenues	222,254.62	Added and Omitted Taxes	118,061.24
PUBLIC SAFETY		Total	2,895,036.78	Total Taxes Levied - ABSTRACT	2,416,202.50
Fire Protection	39,000.00	Prior Years Surplus Appropriated	275,000.00	Total Taxes Billed	2,418,213.57
Police Protection	43,400.00	REVENUES	TOTAL	1984 TAXES COLLECTED	2,157,365.89
Civil Defense & Disaster Control	250.00	Reserve For Uncollected Taxes	305,500.00	1984 Taxes Cancelled, Abated or Adjusted	5,929.98
Environmental Inspection & Control	24,599.96	CAPITAL OUTLAY	TOTAL	Transfer to Tax Title Liens or Foreclosed	6,263.57
Other Public Safety			2,955.00	Balance Outstanding Dec. 31, 1984	248,654.13
PUBLIC WORKS		Public Enterprises		PRIOR YEARS TAXES OUTSTANDING	
Streets and Drainage	240,611.21	Recreation—Culture		Balance January 1, 1984	238,845.43
Sewers and Sewage Processing		Public Works	2,955.00	Collected in 1984	233,027.64
Garbage and Trash Disposal		Buildings and Grounds		Cancelled, Abated or Adjusted 1984	931.92
Public Buildings and Grounds		Library and Education		Transfers to Tax Title Liens or Foreclosed	4,772.52
Other Public Works		Conservation		Balance December 31, 1984	113.35
HEALTH and WELFARE		All Other		TAX TITLE LIENS OUTSTANDING	
Health Services Except Environmental	17,161.86	CAPITAL DEBT AUTHORIZED, DECEMBER 31, 1984		Balance January 1, 1984	19,928.15
Welfare-Public Assistance	3,025.00	ISSUED AND UNISSUED	GROSS DEBT	Transfer From Taxes	11,307.18
Hospitals, Clinics, First Aid		School	719,248	Redeemed in 1984	17,771.81
Animal, Insect, & Rodent Control	2,600.00	Self-liquidating		Cancelled, Abated or Adjusted (1984)	
Other Welfare Services		Other		Transfers to Foreclosed Property	
RECREATION and CONSERVATION		Total	719,248	Balance December 31, 1984	13,463.52
Beaches and Boardwalks		ISSUED AND OUTSTANDING		PROPERTY ACQUIRED BY DEED OR FORECLOSURE	
Parks, Playgrounds, Shade Trees	1,500.00	School	718,128.97	Balance January 1, 1984	21,200.00
Land Reclamation & Conservation	3,500.00	Self-Liquidating		Transfers From Taxes or Liens	
Other Recreational Services		Other		Sale for Cash (1984)	
EDUCATION (excluding schools)		Total	718,128.97	Cancelled, Abated or Adjusted (1984)	
Libraries	2,000.00	EQUALIZED VALUATION BASIS		Balance December 31, 1984	21,200.00
Other Educational Services		FOR NET DEBT COMPUTATION	97,104,524	CURRENT FINANCES DECEMBER 31, 1984	
STATUTORY EXPENDITURES		REAL PROPERTY VALUATIONS		ASSETS	
Pensions & F. I. C. A.	19,418.04	Code Class # of Parcels % VAL'N	ASSESSED VALUATION	Cash Dec. 31, 1984	1,390,778.05
Employee Fringe Benefits		1 Vacant Land 254 5.78	5,711,526.00	Taxes Receivable	248,767.48
Other Statutory Expenditures	2,000.00	2 Residential 772 67.01	66,251,200.00	Tax Title Liens	13,463.52
CETA And Other Public Employment Programs		3 Farm 510 23.29	23,027,963.00	Foreclosed Property	21,200.00
MUNICIPAL FUNCTIONS		4a Commercial 22 3.25	3,218,000.00	Emergencies & Other Deferred Charges	8,437.47
TOTAL	511,956.71	4b Industrial 6 .58	569,100.00	State and Federal Aid Receivable	
CAPITAL IMPROVEMENTS	*MEMO*	4c Apartments 1 .09	93,100.00	Other Receivables	3,216.15
DEBT SERVICE		Total 1565	98,470,889.00	Total	1,685,862.67
Principal Payments		Land Area 28.20 Sq. Miles		LIABILITIES, RESERVES, AND SURPLUS	
Interest Payments		Net Valuation Taxable-Municipal	99,578,957	Cash Liabilities	878,889.70
DEFERRED CHARGES		Net Valuation Taxable-County	101,347,164	Reserves for Receivables	296,647.15
SCHOOL, COUNTY, SPECIAL DISTRICT TAXES	2,246,196.64	State Equalized Valuation	102,636,820	Surplus Dec. 31, 1984	520,325.82
RESERVE FOR UNCOLLECTED TAXES	305,500.00	State Equalization Ratio	97.00	Total	1,685,862.67
EXPENDITURES	TOTAL				
	3,073,061.79				

2101
 Population 1980 2,560
 Population 1984 2,753
 S & P Rating
 Moody Rating

General Tax Rate Per \$100: 3.18
 State Equalized Tax Rate: 1.92

ALLAMUCHY TOWNSHIP – WARREN CO.
Form of Government:
Small Municipality Plan C (OMCL 50)
Number of Members on Governing Body – 5

PER CAPITA:
 Gross Debt 116.03
 Net Debt
 Debt Service
 Total Tax Levy 834.44
 Municipal Expenditures 232.52
PER CENT:
 Gross Debt .30
 Net Debt
 Tax Levy Collected 97.78
 Tax Levy Cancelled, Abated or Adjusted

EXPENDITURES		REVENUES-REALIZED		1984 PROPERTY TAX	
GENERAL GOVERNMENT		STATE EQUALIZED TAX RATE		1.20	
Governing Body & Public Boards		1984 Property Taxes Collected	2,247,787.57	Local District School Taxes	1,399,790.55
Municipal Clerk		1984 Payments in Lieu of Taxes	37,535.20	Regional & Consolidated School Tax	
Financial Administration	10,800.00	Delinquent Tax & Lien Collections	41,907.55	School Taxes in Municipal Budget	
Assessment of Taxes	25,100.00	Business Personalty Replacement Taxes	39,596.84	County Taxes	.66 *
Collection of Taxes	12,800.00	Taxes from Public Utilities	219,350.00	County Library Taxes	.03 38,671.61
Planning, Housing & Development	30,360.00	Other Miscellaneous Tax Revenues		Local Municipal Purpose Taxes	.02 28,137.00
Human Resources		State Aid Revenues	8,190.82	Veteran & Senior Citizen Taxes	13,250.00
Elections		Federal Aid Revenues		Total Taxes for Rate Computation	1.91 2,254,343.72
General Administration (other)	133,234.00	State and Local Fiscal Assistance Act Utilized	10,044.00	Special District Taxes	
JUDICIARY		Sale of Acquired Property		Bank Corp. Taxes	4,440.24
Municipal Courts	27,380.00	Other Miscellaneous Revenues	200,333.54	Added and Omitted Taxes	55,854.83
PUBLIC SAFETY		Total	2,804,745.52	Total Taxes Levied - ABSTRACT	2,301,388.79
Fire Protection	89,035.00	Prior Years Surplus Appropriated	391,400.00	Total Taxes Billed	2,298,727.34
Police Protection	5,500.00	REVENUES TOTAL	3,196,145.52	1984 TAXES COLLECTED	2,247,787.57
Civil Defense & Disaster Control	700.00	Reserve For Uncollected Taxes	64,760.46	1984 Taxes Cancelled, Abated or Adjusted	
Environmental Inspection & Control	31,845.64	CAPITAL OUTLAY TOTAL	159,708.29	Transfer to Tax Title Liens or Foreclosed	384.78
Other Public Safety		Public Enterprises		Balance Outstanding Dec. 31, 1984	50,554.99
PUBLIC WORKS		Recreation—Culture	35,504.50	PRIOR YEARS TAXES OUTSTANDING	
Streets and Drainage	108,550.00	Public Works		Balance January 1, 1984	44,354.09
Sewers and Sewage Processing		Buildings and Grounds	124,203.79	Collected in 1984	41,907.55
Garbage and Trash Disposal	5,000.00	Library and Education		Cancelled, Abated or Adjusted 1984	579.60
Public Buildings and Grounds	27,101.69	Conservation		Transfers to Tax Title Liens or Foreclosed	
Other Public Works		All Other		Balance December 31, 1984	1,866.94
HEALTH and WELFARE		CAPITAL DEBT AUTHORIZED, DECEMBER 31, 1984		TAX TITLE LIENS OUTSTANDING	
Health Services Except Environmental	1,750.00	ISSUED AND UNISSUED		Balance January 1, 1984	2,603.99
Welfare-Public Assistance	3,102.67	School	320,000	Transfer From Taxes	384.78
Hospitals, Clinics, First Aid	3,500.00	Self-liquidating		Redeemed in 1984	
Animal, Insect, & Rodent Control	4,275.00	Other		Cancelled, Abated or Adjusted (1984)	
Other Welfare Services		Total	320,000	Transfers to Foreclosed Property	
RECREATION and CONSERVATION		ISSUED AND OUTSTANDING		Balance December 31, 1984	2,988.77
Beaches and Boardwalks		School	320,000.00	PROPERTY ACQUIRED BY DEED OR FORECLOSURE	
Parks, Playgrounds, Shade Trees		Self-Liquidating		Balance January 1, 1984	
Land Reclamation & Conservation		Other		Transfers From Taxes or Liens	
Other Recreational Services	27,000.00	Total	320,000.00	Sale for Cash (1984)	
EDUCATION (excluding schools)		EQUALIZED VALUATION BASIS		Cancelled, Abated or Adjusted (1984)	
Libraries		FOR NET DEBT COMPUTATION	107,055,635	Balance December 31, 1984	
Other Educational Services		REAL PROPERTY VALUATIONS		CURRENT FINANCES DECEMBER 31, 1984	
STATUTORY EXPENDITURES		Code Class # of Parcels % VAL'N		ASSETS	
Pensions & F. I. C. A.	21,000.00	1 Vacant Land 366 7.40	5,147,800.00	Cash Dec. 31, 1984	2,118,481.28
Employee Fringe Benefits	7,000.00	2 Residential 864 77.43	53,895,200.00	Taxes Receivable	52,421.93
Other Statutory Expenditures	1,500.00	3 Farm 132 5.16	3,593,850.00	Tax Title Liens	2,988.77
CETA And Other Public Employment Programs		4a Commercial 22 5.36	3,732,600.00	Foreclosed Property	
MUNICIPAL FUNCTIONS		4b Industrial 1 .24	168,200.00	Emergencies & Other Deferred Charges	
CAPITAL IMPROVEMENTS		4c Apartments 1 4.41	3,070,000.00	State and Federal Aid Receivable	
DEBT SERVICE		Total 1436	69,607,650.00	Other Receivables	6,074.22
Principal Payments		Land Area 20.30 Sq. Miles		Total	2,179,966.20
Interest Payments		Net Valuation Taxable-Municipal	70,530,582	LIABILITIES, RESERVES, AND SURPLUS	
DEFERRED CHARGES		Net Valuation Taxable-County	115,500,384	Cash Liabilities	1,259,864.72
SCHOOL, COUNTY, SPECIAL DISTRICT TAXES		State Equalized Valuation	116,073,331	Reserves for Receivables	61,484.92
RESERVE FOR UNCOLLECTED TAXES		State Equalization Ratio	60.45	Surplus Dec. 31, 1984	858,616.56
EXPENDITURES TOTAL	2,854,251.18			Total	2,179,966.20

0201
Population 1980 5,901
Population 1984 6,097
S & P Rating A
Moody Rating A

General Tax Rate Per \$100. 3.66
State Equalized Tax Rate 2.25

ALLENDALE BOROUGH - BERGEN CO.
Form of Government:
Borough Council
Number of Members on Governing Body - 6

PER CAPITA:
Gross Debt 775.97
Net Debt 605.22
Debt Service 78.88
Total Tax Levy 1,166.59
Municipal Expenditures 619.78

PER CENT:
Gross Debt 1.69
Net Debt 1.32
Tax Levy Collected 97.76
Tax Levy Cancelled, Abated or Adjusted .04

EXPENDITURES		REVENUES-REALIZED		1984 PROPERTY TAX	
GENERAL GOVERNMENT				STATE EQUALIZED TAX RATE	
Governing Body & Public Boards		1984 Property Taxes Collected	6,953,834.86	Local District School Taxes .89	2,800,210.60
Municipal Clerk		1984 Payments in Lieu of Taxes		Regional & Consolidated School Tax .57	1,792,526.28
Financial Administration	9,200.00	Delinquent Tax & Lien Collections	172,234.27	School Taxes in Municipal Budget	
Assessment of Taxes	105,600.00	Business Personalty Replacement Taxes	46,442.04	County Taxes .34	1,054,291.24
Collection of Taxes	39,500.00	Taxes from Public Utilities	1,039,539.00	County Library Taxes	
Planning, Housing & Development	11,000.00	Other Miscellaneous Tax Revenues		Local Municipal Purpose Taxes .44	1,394,189.64
Human Resources	4,800.00	State Aid Revenues	55,043.29	Veteran & Senior Citizen Taxes	32,950.00
Elections		Federal Aid Revenues		Total Taxes for Rate Computation 2.24	7,074,167.76
General Administration (other)	314,795.13	State and Local Fiscal Assistance Act Utilized	37,117.81	Special District Taxes	
JUDICIARY		Sale of Acquired Property		Bank Corp. Taxes	12,689.34
Municipal Courts	12,375.00	Other Miscellaneous Revenues	493,513.66	Added and Omitted Taxes	58,813.55
PUBLIC SAFETY		Total	3,797,724.93	Total Taxes Levied - ABSTRACT	7,112,720.65
Fire Protection	51,505.00	Prior Years Surplus Appropriated	525,000.00	Total Taxes Billed	7,113,103.88
Police Protection	672,050.00	REVENUES TOTAL	9,322,724.93	1984 TAXES COLLECTED	6,953,834.86
Civil Defense & Disaster Control	500.00	Reserve For Uncollected Taxes	312,038.53	1984 Taxes Cancelled, Abated or Adjusted	2,704.74
Environmental Inspection & Control	23,535.00	CAPITAL OUTLAY TOTAL	34,594.71	Transfer to Tax Title Liens or Foreclosed Balance Outstanding Dec. 31, 1984	113.46
Other Public Safety					156,450.82
PUBLIC WORKS				PRIOR YEARS TAXES OUTSTANDING	
Streets and Drainage	274,472.00	Public Enterprises		Balance January 1, 1984	172,593.77
Sewers and Sewage Processing	575,165.00	Recreation—Culture	15,593.75	Collected in 1984	172,234.27
Garbage and Trash Disposal	227,830.81	Public Works	7,598.06	Cancelled, Abated or Adjusted 1984	359.50
Public Buildings and Grounds	1,05,900.00	Buildings and Grounds	11,402.90	Transfers to Tax Title Liens or Foreclosed Balance December 31, 1984	
Other Public Works	40,000.00	Library and Education		TAX TITLE LIENS OUTSTANDING	
HEALTH and WELFARE		Conservation		Balance January 1, 1984	2,127.58
Health Services Except Environmental	23,618.00	All Other		Transfer From Taxes	113.46
Welfare-Public Assistance				Redeemed in 1984	
Hospitals, Clinics, First Aid				Cancelled, Abated or Adjusted (1984)	
Animal, Insect, & Rodent Control				Transfers to Foreclosed Property	
Other Welfare Services				Balance December 31, 1984	2,241.04
RECREATION and CONSERVATION				PROPERTY ACQUIRED BY DEED OR FORECLOSURE	
Beaches and Boardwalks				Balance January 1, 1984	4,900.00
Parks, Playgrounds, Shade Trees	66,651.00			Transfers From Taxes or Liens	
Land Reclamation & Conservation				Sale for Cash (1984)	
Other Recreational Services	80,328.00			Cancelled, Abated or Adjusted (1984)	
EDUCATION (excluding schools)				Balance December 31, 1984	4,900.00
Libraries	110,000.00			CURRENT FINANCES DECEMBER 31, 1984	
Other Educational Services				ASSETS	
STATUTORY EXPENDITURES				Cash Dec. 31, 1984	728,176.60
Pensions & F. I. C. A.	176,944.00			Taxes Receivable	156,450.82
Employee Fringe Benefits	59,000.00			Tax Title Liens	2,241.04
Other Statutory Expenditures				Foreclosed Property	4,900.00
CETA And Other Public Employment Programs				Emergencies & Other Deferred Charges	92,520.13
MUNICIPAL FUNCTIONS				State and Federal Aid Receivable	
CAPITAL IMPROVEMENTS *MFMN*	1,000.00			Other Receivables	122.74
DEBT SERVICE				Total	984,411.33
Principal Payments	250,000.00			LIABILITIES, RESERVES, AND SURPLUS	
Interest Payments	230,933.70			Cash Liabilities	352,170.89
DEFERRED CHARGES				Reserves for Receivables	163,714.60
SCHOOL, COUNTY, SPECIAL DISTRICT TAXES	1,049.64			Surplus Dec. 31, 1984	468,525.84
RESERVE FOR UNCOLLECTED TAXES	5,647,028.12			Total	984,411.33
EXPENDITURES TOTAL	9,425,818.93				

1301

Population 1980 912
 Population 1984 909
 S & P Rating
 Moody Rating

General Tax Rate Per \$100.
 1.24
 State Equalized Tax Rate
 1.01

ALLENHURST BOROUGH – MONMOUTH CO.
Form of Government:
Commission (1911)
Number of Members on Governing Body – 3

PER CAPITA:
 Gross Debt 805.01
 Net Debt 805.01
 Debt Service 62.01
 Total Tax Levy 588.18
 Municipal Expenditures 1,185.79

PER CENT:
 Gross Debt 1.70
 Net Debt 1.70
 Tax Levy Collected 95.97
 Tax Levy Cancelled, Abated or Adjusted

EXPENDITURES		REVENUES-REALIZED		1984 PROPERTY TAX	
GENERAL GOVERNMENT				STATE EQUALIZED TAX RATE	
Governing Body & Public Boards				Local District School Taxes	.09
Municipal Clerk				Regional & Consolidated School Tax	
Financial Administration	7,925.00	1984 Property Taxes Collected	496,284.97	School Taxes in Municipal Budget	
Assessment of Taxes	1,589.00	1984 Payments in Lieu of Taxes		County Taxes	.42
Collection of Taxes	700.00	Delinquent Tax & Lien Collections	26,649.50	County Library Taxes	.02
Planning, Housing & Development	1,605.00	Business Personalty Replacement Taxes	11,771.28	Local Municipal Purpose Taxes	.48
Human Resources		Taxes from Public Utilities	176,787.00	Veteran & Senior Citizen Taxes	
Elections	1,200.00	Other Miscellaneous Tax Revenues		Total Taxes for Rate Computation	1.01
General Administration (other)	177,658.50	State Aid Revenues	8,631.83	Special District Taxes	
JUDICIARY		Federal Aid Revenues		Bank Corp. Taxes	17,498.49
Municipal Courts	11,550.00	State and Local Fiscal Assistance Act Utilized	7,897.00	Added and Omitted Taxes	1,552.42
PUBLIC SAFETY		Sale of Acquired Property		Total Taxes Levied - ABSTRACT	534,653.84
Fire Protection	23,494.30	Other Miscellaneous Revenues	506,724.23	Total Taxes Billed	517,125.36
Police Protection	300,761.50	Total	1,234,747.81	1984 TAXES COLLECTED	496,284.97
Civil Defense & Disaster Control	25.00	Prior Years Surplus Appropriated	95,000.00	1984 Taxes Cancelled, Abated or Adjusted	
Environmental Inspection & Control	2,025.00	REVENUES TOTAL	1,329,747.81	Transfer to Tax Title Liens or Foreclosed	1,095.10
Other Public Safety		Reserve For Uncollected Taxes	43,727.91	Balance Outstanding Dec. 31, 1984	19,745.29
PUBLIC WORKS		CAPITAL OUTLAY TOTAL	220,425.83	PRIOR YEARS TAXES OUTSTANDING	
Streets and Drainage	68,350.00	Public Enterprises	19,749.39	Balance January 1, 1984	31,803.37
Sewers and Sewage Processing		Recreation—Culture	9,000.00	Collected in 1984	26,649.50
Garbage and Trash Disposal	63,887.00	Public Works	221.00	Cancelled, Abated or Adjusted 1984	
Public Buildings and Grounds	7,866.00	Buildings and Grounds	191,455.44	Transfers to Tax Title Liens or Foreclosed	
Other Public Works	13,259.50	Library and Education		Balance December 31, 1984	5,153.87
HEALTH and WELFARE		Conservation		TAX TITLE LIENS OUTSTANDING	
Health Services Except Environmental	2,893.00	All Other		Balance January 1, 1984	3,509.65
Welfare-Public Assistance	135.00	CAPITAL DEBT AUTHORIZED, DECEMBER 31, 1984		Transfer From Taxes	1,095.10
Hospitals, Clinics, First Aid	600.00	ISSUED AND UNISSUED		Redeemed in 1984	
Animal, Insect, & Rodent Control		School		Cancelled, Abated or Adjusted (1984)	
Other Welfare Services		Self-liquidating	291,500	Transfers to Foreclosed Property	
RECREATION and CONSERVATION		Other	440,253	Balance December 31, 1984	4,604.75
Beaches and Boardwalks	162,386.00	Total	731,753	PROPERTY ACQUIRED BY DEED OR	
Parks, Playgrounds, Shade Trees	1,500.00	ISSUED AND OUTSTANDING		FORECLOSURE	
Land Reclamation & Conservation		School		Balance January 1, 1984	
Other Recreational Services	100.00	Self-Liquidating	200,500.00	Transfers From Taxes or Liens	
EDUCATION (excluding schools)		Other	359,600.00	Sale for Cash (1984)	
Libraries		Total	560,100.00	Cancelled, Abated or Adjusted (1984)	
Other Educational Services		EQUALIZED VALUATION BASIS		Balance December 31, 1984	
STATUTORY EXPENDITURES		FOR NET DEBT COMPUTATION	42,959,211	CURRENT FINANCES DECEMBER 31, 1984	
Pensions & F. I. C. A.	30,689.39	REAL PROPERTY VALUATIONS		ASSETS	
Employee Fringe Benefits	39,245.00	Code Class # of Parcels % VAL'N		Cash Dec. 31, 1984	309,758.33
Other Statutory Expenditures	5,766.94	1 Vacant Land 14 1.40		Taxes Receivable	24,899.16
CETA And Other Public Employment Programs		2 Residential 237 81.45		Tax Title Liens	4,604.75
MUNICIPAL FUNCTIONS TOTAL	975,210.13	3 Farm		Foreclosed Property	
CAPITAL IMPROVEMENTS *MEMO*	5,500.00	4a Commercial 25 13.06		Emergencies & Other Deferred Charges	20,451.71
DEBT SERVICE		4b Industrial 1 3.07		State and Federal Aid Receivable	
Principal Payments	44,000.00	4c Apartments 4 1.02		Other Receivables	98,943.69
Interest Payments	12,364.13	Total 333		Total	458,657.64
DEFERRED CHARGES	2,580.03	Land Area .30 Sq. Miles		LIABILITIES, RESERVES, AND SURPLUS	
SCHOOL, COUNTY, SPECIAL DISTRICT TAXES	270,126.15	Net Valuation Taxable-Municipal	41,722,921	Cash Liabilities	95,369.38
RESERVE FOR UNCOLLECTED TAXES	43,727.91	Net Valuation Taxable-County	40,499,265	Reserves for Receivables	121,553.53
EXPENDITURES TOTAL	1,348,018.35	State Equalized Valuation	51,291,723	Surplus Dec. 31, 1984	241,734.73
		State Equalization Ratio	81.03	Total	458,657.64

1302
Population 1980 1,962
Population 1984 1,953
S & P Rating
Moody Rating

General Tax Rate Per \$100.
5.03
State Equalized Tax Rate
2.86

ALLENTOWN BOROUGH - MONMOUTH CO.
Form of Government:
Borough Council
Number of Members on Governing Body - 6

PER CAPITA:
Gross Debt 1,419.94
Net Debt 374.20
Debt Service 39.46
Total Tax Levy 595.12
Municipal Expenditures 366.75
PER CENT:
Gross Debt 7.58
Net Debt 2.00
Tax Levy Collected 95.73
Tax Levy Cancelled, Abated or Adjusted

EXPENDITURES		REVENUES-REALIZED		1984 PROPERTY TAX	
GENERAL GOVERNMENT				STATE EQUALIZED TAX RATE →	
Governing Body & Public Boards		1984 Property Taxes Collected	1,107,794.93	Local District School Taxes	
Municipal Clerk		1984 Payments in Lieu of Taxes		Regional & Consolidated School Tax 1.71	691,062.08
Financial Administration	12,340.00	Delinquent Tax & Lien Collections	45,387.00	School Taxes in Municipal Budget	
Assessment of Taxes	22,125.00	Business Personalty Replacement Taxes	7,196.44	County Taxes .53	* 213,435.29
Collection of Taxes	9,325.00	Taxes from Public Utilities	75,396.00	County Library Taxes .02	7,895.14
Planning, Housing & Development	7,866.00	Other Miscellaneous Tax Revenues		Local Municipal Purpose Taxes .60	240,000.00
Human Resources	100.00	State Aid Revenues	54,774.07	Veteran & Senior Citizen Taxes	16,850.00
Elections	600.00	Federal Aid Revenues		Total Taxes for Rate Computation 2.86	1,169,242.51
General Administration (other)	83,709.19	State and Local Fiscal Assistance Act Utilized	11,866.18	Special District Taxes	
JUDICIARY		Sale of Acquired Property		Bank Corp. Taxes	7,060.74
Municipal Courts	25,250.00	Other Miscellaneous Revenues	147,607.71	Added and Omitted Taxes	2,811.52
PUBLIC SAFETY		Total	1,450,022.33	Total Taxes Levied - ABSTRACT	1,162,264.77
Fire Protection	30,900.00	Prior Years Surplus Appropriated	235,000.00	Total Taxes Billed	1,157,245.80
Police Protection	139,183.00	REVENUES TOTAL	1,685,022.33	1984 TAXES COLLECTED	1,107,794.93
Civil Defense & Disaster Control		Reserve For Uncollected Taxes	97,234.49	1984 Taxes Cancelled, Abated or Adjusted	
Environmental Inspection & Control	3,600.00	CAPITAL OUTLAY TOTAL	266,250.42	Transfer to Tax Title Liens or Foreclosed	4,736.56
Other Public Safety				Balance Outstanding Dec. 31, 1984	44,714.31
PUBLIC WORKS				PRIOR YEARS TAXES OUTSTANDING	
Streets and Drainage	65,165.00	Public Enterprises	161,309.28	Balance January 1, 1984	39,054.10
Sewers and Sewage Processing		Recreation—Culture	71,890.07	Collected in 1984	37,812.30
Garbage and Trash Disposal	51,600.00	Public Works	125.00	Cancelled, Abated or Adjusted 1984	
Public Buildings and Grounds	20,040.00	Buildings and Grounds	32,925.07	Transfers to Tax Title Liens or Foreclosed	1,241.80
Other Public Works		Library and Education		Balance December 31, 1984	
HEALTH and WELFARE		Conservation		TAX TITLE LIENS OUTSTANDING	
Health Services Except Environmental	50.00	All Other		Balance January 1, 1984	16,763.41
Welfare-Public Assistance	3,625.00			Transfer From Taxes	6,183.24
Hospitals, Clinics, First Aid				Redeemed in 1984	7,574.70
Animal, Insect, & Rodent Control				Cancelled, Abated or Adjusted (1984)	
Other Welfare Services				Transfers to Foreclosed Property	
RECREATION and CONSERVATION				Balance December 31, 1984	15,371.95
Beaches and Boardwalks				PROPERTY ACQUIRED BY DEED OR	
Parks, Playgrounds, Shade Trees	4,300.00			FORECLOSURE	
Land Reclamation & Conservation	1,000.00			Balance January 1, 1984	8,700.00
Other Recreational Services	7,290.00			Transfers From Taxes or Liens	
EDUCATION (excluding schools)				Sale for Cash (1984)	
Libraries	4,850.00			Cancelled, Abated or Adjusted (1984)	
Other Educational Services				Balance December 31, 1984	8,700.00
STATUTORY EXPENDITURES				CURRENT FINANCES DECEMBER 31, 1984	
Pensions & F. I. C. A.	24,900.00			ASSETS	
Employee Fringe Benefits	11,939.51			Cash Dec. 31, 1984	354,730.99
Other Statutory Expenditures				Taxes Receivable	44,714.31
CETA And Other Public Employment Programs				Tax Title Liens	15,371.95
MUNICIPAL FUNCTIONS TOTAL	533,357.70			Foreclosed Property	8,700.00
CAPITAL IMPROVEMENTS *MEMO*	10,000.00			Emergencies & Other Deferred Charges	17,500.00
DEBT SERVICE				State and Federal Aid Receivable	92.38
Principal Payments	30,000.00			Other Receivables	12,054.94
Interest Payments	47,070.00			Total	453,164.57
DEFERRED CHARGES	8,600.00			LIABILITIES, RESERVES, AND SURPLUS	
SCHOOL, COUNTY, SPECIAL DISTRICT TAXES	912,392.51			Cash Liabilities	50,812.30
RESERVE FOR UNCOLLECTED TAXES	97,234.49			Reserves for Receivables	80,841.20
EXPENDITURES TOTAL	1,628,654.70			Surplus Dec. 31, 1984	321,511.07
				Total	453,164.57

1701

Population 1980 2,680
 Population 1984 2,747
 S & P Rating
 Moody Rating

General Tax Rate Per \$100.

2.09

State Equalized Tax Rate
2.17**ALLOWAY TOWNSHIP – SALEM COUNTY****Form of Government:****Township Committee****Number of Members on Governing Body – 3****PER CAPITA:**

Gross Debt 64.60
 Net Debt 35.47
 Debt Service 10.03
 Total Tax Levy 444.75
 Municipal Expenditures 219.36

PER CENT:

Gross Debt .34
 Net Debt .19
 Tax Levy Collected 86.10
 Tax Levy Cancelled, Abated or Adjusted 1.69

EXPENDITURES		REVENUES-REALIZED		1984 PROPERTY TAX	
GENERAL GOVERNMENT				STATE EQUALIZED TAX RATE	
Governing Body & Public Boards		1984 Property Taxes Collected	1,050,974.01	Local District School Taxes 1.38	772,585.00
Municipal Clerk		1984 Payments in Lieu of Taxes		Regional & Consolidated School Tax	
Financial Administration	11,300.00	Delinquent Tax & Lien Collections	166,654.42	School Taxes in Municipal Budget	
Assessment of Taxes	12,000.00	Business Personalty Replacement Taxes	29,017.88	County Taxes .79	440,669.03
Collection of Taxes	10,800.00	Taxes from Public Utilities	237,904.00	County Library Taxes	
Planning, Housing & Development	7,000.00	Other Miscellaneous Tax Revenues		Local Municipal Purpose Taxes	
Human Resources		State Aid Revenues	17,898.46	Veteran & Senior Citizen Taxes	41,800.00
Elections	1,400.00	Federal Aid Revenues		Total Taxes for Rate Computation 2.17	1,255,054.03
General Administration (other)	90,000.00	State and Local Fiscal Assistance Act Utilized	3,039.63	Special District Taxes	
JUDICIARY		Sale of Acquired Property		Bank Corp. Taxes	4,105.58
Municipal Courts	13,900.00	Other Miscellaneous Revenues	56,117.26	Added and Omitted Taxes	4,362.53
PUBLIC SAFETY		Total	1,561,605.66	Total Taxes Levied - ABSTRACT	1,221,722.14
Fire Protection	10,250.00	Prior Years Surplus Appropriated	178,899.24	Total Taxes Billed	1,220,573.39
Police Protection	34,200.00	REVENUES TOTAL	1,740,504.90	1984 TAXES COLLECTED	1,050,974.01
Civil Defense & Disaster Control	2,000.00	Reserve For Uncollected Taxes	191,500.00	1984 Taxes Cancelled, Abated or Adjusted	20,579.61
Environmental Inspection & Control	9,200.00			Transfer to Tax Title Liens or Foreclosed	4,848.96
Other Public Safety				Balance Outstanding Dec. 31, 1984	144,170.81
PUBLIC WORKS		CAPITAL OUTLAY TOTAL		PRIOR YEARS TAXES OUTSTANDING	
Streets and Drainage	126,300.00	Public Enterprises		Balance January 1, 1984	159,371.96
Sewers and Sewage Processing		Recreation—Culture		Collected in 1984	153,888.18
Garbage and Trash Disposal	5,250.00	Public Works		Cancelled, Abated or Adjusted 1984	98.07
Public Buildings and Grounds	16,900.00	Buildings and Grounds		Transfers to Tax Title Liens or Foreclosed	2,712.61
Other Public Works		Library and Education		Balance December 31, 1984	2,673.10
HEALTH and WELFARE		Conservation		TAX TITLE LIENS OUTSTANDING	
Health Services Except Environmental	950.00	All Other		Balance January 1, 1984	14,839.56
Welfare-Public Assistance	3,700.00			Transfer From Taxes	7,868.30
Hospitals, Clinics, First Aid	1,700.00	CAPITAL DEBT AUTHORIZED, DECEMBER 31, 1984		Redeemed in 1984	12,766.24
Animal, Insect, & Rodent Control	3,500.00	ISSUED AND UNISSUED		Cancelled, Abated or Adjusted (1984)	
Other Welfare Services		School	80,000	Transfers to Foreclosed Property	
RECREATION and CONSERVATION		Self-liquidating	97,448	Balance December 31, 1984	9,941.62
Beaches and Boardwalks		Other	97,448	PROPERTY ACQUIRED BY DEED OR	
Parks, Playgrounds, Shade Trees	2,000.00	Total	177,448	FORECLOSURE	
Land Reclamation & Conservation		ISSUED AND OUTSTANDING		Balance January 1, 1984	130,200.00
Other Recreational Services	100.00	School	80,000.00	Transfers From Taxes or Liens	
EDUCATION (excluding schools)		Self-liquidating	90,208.00	Sale for Cash (1984)	
Libraries		Other	90,208.00	Cancelled, Abated or Adjusted (1984)	
Other Educational Services	600.00	Total	170,208.00	Balance December 31, 1984	130,200.00
STATUTORY EXPENDITURES		EQUALIZED VALUATION BASIS		CURRENT FINANCES DECEMBER 31, 1984	
Pensions & F. I. C. A.	15,100.00	FOR NET DEBT COMPUTATION	52,327,745	ASSETS	
Employee Fringe Benefits	3,500.00	REAL PROPERTY VALUATIONS		Cash Dec. 31, 1984	431,067.73
Other Statutory Expenditures	1,500.00	Code Class # of Parcels % VAL'N		Taxes Receivable	146,843.91
CETA And Other Public Employment Programs		1 Vacant Land 552 8.73	+	Tax Title Liens	9,941.62
MUNICIPAL FUNCTIONS TOTAL	393,150.00	2 Residential 744 64.92	37,138,400.00	Foreclosed Property	130,200.00
CAPITAL IMPROVEMENTS *MEMO*	15,000.00	3 Farm 554 22.85	13,067,200.00	Emergencies & Other Deferred Charges	126.64
DEBT SERVICE		4a Commercial 27 3.50	2,004,700.00	State and Federal Aid Receivable	3,881.21
Principal Payments	27,552.00	4b Industrial		Other Receivables	21,550.99
Interest Payments		4c Apartments		Total	743,612.10
DEFERRED CHARGES	360.52	Total 1377	57,202,300.00	LIABILITIES, RESERVES, AND SURPLUS	
SCHOOL, COUNTY, SPECIAL DISTRICT TAXES	1,213,254.03	Land Area 34.35 Sq. Miles		Cash Liabilities	130,464.85
RESERVE FOR UNCOLLECTED TAXES	181,500.00	Net Valuation Taxable-Municipal	58,191,907	Reserves for Receivables	208,536.52
EXPENDITURES TOTAL	1,815,822.55	Net Valuation Taxable-County	54,485,095	Surplus Dec. 31, 1984	304,610.73
		State Equalized Valuation	56,012,962	Total	743,612.10
		State Equalization Ratio	103.95		

2102
Population 1980 2,644
Population 1984 2,600
S & P Rating
Moody Rating

General Tax Rate Per \$100. 2.63
State Equalized Tax Rate 2.40

ALPHA BOROUGH – WARREN COUNTY
Form of Government:
Borough Council
Number of Members on Governing Body – 6

PER CAPITA:
Gross Debt 495.77
Net Debt 75.23
Debt Service .20
Total Tax Levy 467.11
Municipal Expenditures 237.99
PER CENT:
Gross Debt 2.63
Net Debt .40
Tax Levy Collected 96.44
Tax Levy Cancelled, Abated or Adjusted .10

EXPENDITURES		REVENUES-REALIZED		1984 PROPERTY TAX	
GENERAL GOVERNMENT				STATE EQUALIZED TAX RATE	
Governing Body & Public Boards		1984 Property Taxes Collected	1,167,870.24	Local District School Taxes 1.41	708,427.00
Municipal Clerk		1984 Payments in Lieu of Taxes		Regional & Consolidated School Tax	
Financial Administration	9,200.00	Delinquent Tax & Lien Collections	31,045.23	School Taxes in Municipal Budget	
Assessment of Taxes	11,300.00	Business Personalty Replacement Taxes	32,495.36	County Taxes .69 *	347,444.09
Collection of Taxes	8,145.00	Taxes from Public Utilities	127,372.00	County Library Taxes	
Planning, Housing & Development	4,000.00	Other Miscellaneous Tax Revenues		Local Municipal Purpose Taxes .30	150,990.43
Human Resources		State Aid Revenues	45,582.40	Veteran & Senior Citizen Taxes	50,750.00
Elections	850.00	Federal Aid Revenues		Total Taxes for Rate Computation 2.40	1,257,611.52
General Administration (other)	72,462.00	State and Local Fiscal Assistance Act Utilized	10,370.00	Special District Taxes	
JUDICIARY		Sale of Acquired Property		Bank Corp. Taxes	6,609.29
Municipal Courts	0,100.00	Other Miscellaneous Revenues	105,450.74	Added and Omitted Taxes	1,008.35
PUBLIC SAFETY		Total	1,520,785.97	Total Taxes Levied - ABSTRACT	1,214,479.16
Fire Protection	19,200.00	Prior Years Surplus Appropriated	180,900.00	Total Taxes Billed	1,211,018.31
Police Protection	90,520.00	REVENUES TOTAL	1,701,585.97	1984 TAXES COLLECTED	1,167,870.24
Civil Defense & Disaster Control	100.00	Reserve For Uncollected Taxes	104,517.04	1984 Taxes Cancelled, Abated or Adjusted	1,163.88
Environmental Inspection & Control	5,550.00	CAPITAL OUTLAY TOTAL	19,924.70	Transfer to Tax Title Liens or Foreclosed	3,088.35
Other Public Safety				Balance Outstanding Dec. 31, 1984	38,895.84
PUBLIC WORKS				PRIOR YEARS TAXES OUTSTANDING	
Streets and Drainage	123,694.05	Public Enterprises	19,924.70	Balance January 1, 1984	28,710.53
Sewers and Sewage Processing		Recreation—Culture		Collected in 1984	28,073.56
Garbage and Trash Disposal	70,920.00	Public Works		Cancelled, Abated or Adjusted 1984	
Public Buildings and Grounds	20,950.00	Buildings and Grounds		Transfers to Tax Title Liens or Foreclosed	
Other Public Works		Library and Education		Balance December 31, 1984	636.97
HEALTH and WELFARE		Conservation		TAX TITLE LIENS OUTSTANDING	
Health Services Except Environmental	786.05	All Other		Balance January 1, 1984	14,027.86
Welfare-Public Assistance	400.00	CAPITAL DEBT AUTHORIZED, DECEMBER 31, 1984		Transfer From Taxes	3,088.35
Hospitals, Clinics, First Aid		ISSUED AND UNISSUED		Redeemed in 1984	2,971.67
Animal, Insect, & Rodent Control		School	80,000	Cancelled, Abated or Adjusted (1984)	
Other Welfare Services		Self-liquidating	1,019,000	Transfers to Foreclosed Property	3,873.72
RECREATION and CONSERVATION		Other	190,000	Balance December 31, 1984	10,270.82
Beaches and Boardwalks		Total	1,289,000	PROPERTY ACQUIRED BY DEED OR FORECLOSURE	
Parks, Playgrounds, Shade Trees		ISSUED AND OUTSTANDING		Balance January 1, 1984	24,218.78
Land Reclamation & Conservation		School	80,000.00	Transfers From Taxes or Liens	3,873.72
Other Recreational Services		Self-Liquidating	929,000.00	Sale for Cash (1984)	
EDUCATION (excluding schools)		Other		Cancelled, Abated or Adjusted (1984)	
Libraries	14,975.00	Total	1,009,000.00	Balance December 31, 1984	28,092.50
Other Educational Services		EQUALIZED VALUATION BASIS		CURRENT FINANCES DECEMBER 31, 1984	
STATUTORY EXPENDITURES		FOR NET DEBT COMPUTATION	49,004,756	ASSETS	
Pensions & F. I. C. A.	19,200.00	REAL PROPERTY VALUATIONS		Cash Dec. 31, 1984	690,296.25
Employee Fringe Benefits	4,600.00	Code Class # of Parcels % VAL'N		Taxes Receivable	39,532.81
Other Statutory Expenditures	1,500.00	1 Vacant Land 98 2.13	957,100.00	Tax Title Liens	10,270.82
CETA And Other Public Employment Programs		2 Residential 739 75.76	34,002,150.00	Foreclosed Property	28,092.50
MUNICIPAL FUNCTIONS		3 Farm 17 1.20	538,500.00	Emergencies & Other Deferred Charges	4,366.05
CAPITAL IMPROVEMENTS	*MEMO*	4a Commercial 47 8.65	3,883,400.00	State and Federal Aid Receivable	2,095.09
DEBT SERVICE		4b Industrial 13 8.22	3,689,600.00	Other Receivables	892.42
Principal Payments		4c Apartments 5 4.03	1,809,900.00	Total	775,545.94
Interest Payments	520.91	Total	44,880,650.00	LIABILITIES, RESERVES, AND SURPLUS	
DEFERRED CHARGES	4,271.58	Land Area 1.70 Sq. Miles		Cash Liabilities	431,230.31
SCHOOL, COUNTY, SPECIAL DISTRICT TAXES	1,055,871.09	Net Valuation Taxable-Municipal	45,145,894	Reserves for Receivables	78,788.55
RESERVE FOR UNCOLLECTED TAXES	104,517.04	Net Valuation Taxable-County	51,621,751	Surplus Dec. 31, 1984	265,527.08
EXPENDITURES		State Equalized Valuation	50,333,166	Total	775,545.94
TOTAL	1,674,632.72	State Equalization Ratio	89.64		

0202

Population 1980 1,549
 Population 1984 1,554
 S & P Rating
 Moody Rating

General Tax Rate Per \$100.

.97

State Equalized Tax Rate

.92

ALPINE BOROUGH – BERGEN COUNTY**Form of Government:****Borough Council****Number of Members on Governing Body – 6****PER CAPITA:**

Gross Debt 1,077.86
 Net Debt 1,077.86
 Debt Service
 Total Tax Levy 1,402.22
 Municipal Expenditures 696.15

PER CENT:

Gross Debt .81
 Net Debt .81
 Tax Levy Collected 91.21
 Tax Levy Cancelled, Abated or Adjusted .08

EXPENDITURES		REVENUES-REALIZED		1984 PROPERTY TAX	
GENERAL GOVERNMENT				STATE EQUALIZED TAX RATE .44	
Governing Body & Public Boards		1984 Property Taxes Collected	1,999,910.97	Local District School Taxes	1,042,101.00
Municipal Clerk		1984 Payments in Lieu of Taxes		Regional & Consolidated School Tax	
Financial Administration	21,050.00	Delinquent Tax & Lien Collections	155,477.29	School Taxes in Municipal Budget	
Assessment of Taxes	9,950.00	Business Personalty Replacement Taxes	14,812.43	County Taxes	783,845.95
Collection of Taxes	6,540.00	Taxes from Public Utilities	295,155.00	County Library Taxes	
Planning, Housing & Development	6,352.41	Other Miscellaneous Tax Revenues		Local Municipal Purpose Taxes	336,514.91
Human Resources		State Aid Revenues	9,437.98	Veteran & Senior Citizen Taxes	7,700.00
Elections	690.00	Federal Aid Revenues		Total Taxes for Rate Computation	2,170,161.86
General Administration (other)	70,970.00	State and Local Fiscal Assistance Act Utilized	5,079.00	Special District Taxes	
JUDICIARY		Sale of Acquired Property		Bank Corp. Taxes	
Municipal Courts	19,460.00	Other Miscellaneous Revenues	240,809.60	Added and Omitted Taxes	16,586.45
PUBLIC SAFETY		Total	2,721,682.32	Total Taxes Levied - ABSTRACT	2,179,048.31
Fire Protection	50,120.15	Prior Years Surplus Appropriated	245,000.00	Total Taxes Billed	2,192,716.20
Police Protection	412,669.99	REVENUES TOTAL	2,966,682.32	1984 TAXES COLLECTED	1,999,910.97
Civil Defense & Disaster Control		Reserve For Uncollected Taxes	217,277.19	1984 Taxes Cancelled, Abated or Adjusted	1,737.27
Environmental Inspection & Control	15,200.00	CAPITAL OUTLAY TOTAL	490,671.20	Transfer to Tax Title Liens or Foreclosed	26,028.98
Other Public Safety				Balance Outstanding Dec. 31, 1984	165,038.96
PUBLIC WORKS				PRIOR YEARS TAXES OUTSTANDING	
Streets and Drainage	84,260.00	Public Enterprises		Balance January 1, 1984	133,598.91
Sewers and Sewage Processing		Recreation—Culture		Collected in 1984	131,667.95
Garbage and Trash Disposal		Public Works	237,222.44	Cancelled, Abated or Adjusted 1984	
Public Buildings and Grounds	9,260.00	Buildings and Grounds	253,448.76	Transfers to Tax Title Liens or Foreclosed	
Other Public Works	20,747.00	Library and Education		Balance December 31, 1984	1,930.96
HEALTH and WELFARE		Conservation		TAX TITLE LIENS OUTSTANDING	
Health Services Except Environmental	16,360.00	All Other		Balance January 1, 1984	84,736.91
Welfare-Public Assistance	700.00			Transfer From Taxes	26,028.98
Hospitals, Clinics, First Aid				Redeemed in 1984	23,809.34
Animal, Insect, & Rodent Control	500.00			Cancelled, Abated or Adjusted (1984)	
Other Welfare Services				Transfers to Foreclosed Property	
RECREATION and CONSERVATION				Balance December 31, 1984	86,956.55
Beaches and Boardwalks				PROPERTY ACQUIRED BY DEED OR	
Parks, Playgrounds, Shade Trees	2,170.00			FORECLOSURE	
Land Reclamation & Conservation	400.00			Balance January 1, 1984	
Other Recreational Services	1,484.85			Transfers From Taxes or Liens	
EDUCATION (excluding schools)				Sale for Cash (1984)	
Libraries				Cancelled, Abated or Adjusted (1984)	
Other Educational Services				Balance December 31, 1984	
STATUTORY EXPENDITURES				CURRENT FINANCES DECEMBER 31, 1984	
Pensions & F. I. C. A.	72,240.74			ASSETS	
Employee Fringe Benefits	29,900.00			Cash Dec. 31, 1984	849,148.95
Other Statutory Expenditures				Taxes Receivable	166,969.94
CETA And Other Public Employment Programs				Tax Title Liens	86,956.55
MUNICIPAL FUNCTIONS TOTAL	851,025.14			Foreclosed Property	
CAPITAL IMPROVEMENTS *MEMO*	60,735.07			Emergencies & Other Deferred Charges	45,608.76
DEBT SERVICE				State and Federal Aid Receivable	440.64
Principal Payments				Other Receivables	3,838.34
Interest Payments				Total	1,152,963.18
DEFERRED CHARGES	13,513.44			LIABILITIES, RESERVES, AND SURPLUS	
SCHOOL, COUNTY, SPECIAL DISTRICT TAXES	1,825,946.95			Cash Liabilities	265,263.96
RESERVE FOR UNCOLLECTED TAXES	217,277.19			Reserves for Receivables	257,764.83
EXPENDITURES TOTAL	2,907,762.72			Surplus Dec. 31, 1984	629,934.39
				Total	1,152,963.18

1901
 Population 1980 892
 Population 1984 858
 S & P Rating
 Moody Rating

General Tax Rate Per \$100.
3.16
 State Equalized Tax Rate
2.03

ANDOVER BOROUGH — SUSSEX COUNTY
Form of Government:
Borough Council
Number of Members on Governing Body — 6

PER CAPITA:
 Gross Debt **141.69**
 Net Debt **102.56**
 Debt Service
 Total Tax Levy **487.98**
 Municipal Expenditures **303.08**
 PER CENT:
 Gross Debt .66
 Net Debt .48
 Tax Levy Collected **90.13**
 Tax Levy Cancelled, Abated or Adjusted

EXPENDITURES		REVENUES-REALIZED		1984 PROPERTY TAX	
GENERAL GOVERNMENT				STATE EQUALIZED TAX RATE →	
Governing Body & Public Boards				Local District School Taxes	
Municipal Clerk				Regional & Consolidated School Tax 1.50	
Financial Administration	5,063.39	1984 Property Taxes Collected		School Taxes in Municipal Budget	
Assessment of Taxes	3,505.00	1984 Payments in Lieu of Taxes		County Taxes .50 *	
Collection of Taxes	5,284.00	Delinquent Tax & Lien Collections		County Library Taxes .03	
Planning, Housing & Development	6,050.00	Business Personalty Replacement Taxes		Local Municipal Purpose Taxes	
Human Resources		Taxes from Public Utilities		Veteran & Senior Citizen Taxes	
Elections		Other Miscellaneous Tax Revenues		Total Taxes for Rate Computation 2.03	
General Administration (other)	31,624.96	State Aid Revenues		Special District Taxes	
JUDICIARY		Federal Aid Revenues		Bank Corp. Taxes	
Municipal Courts	10,011.04	State and Local Fiscal Assistance Act Utilized		Added and Omitted Taxes	
PUBLIC SAFETY		Sale of Acquired Property		Total Taxes Levied - ABSTRACT	
Fire Protection	14,500.00	Other Miscellaneous Revenues		Total Taxes Billed	
Police Protection	11,100.00	Prior Years Surplus Appropriated		1984 TAXES COLLECTED	
Civil Defense & Disaster Control	265.00	REVENUES TOTAL		1984 Taxes Cancelled, Abated or Adjusted	
Environmental Inspection & Control	3,360.00	Reserve For Uncollected Taxes		Transfer to Tax Title Liens or Foreclosed	
Other Public Safety		CAPITAL OUTLAY TOTAL		Balance Outstanding Dec. 31, 1984	
PUBLIC WORKS				PRIOR YEARS TAXES OUTSTANDING	
Streets and Drainage	29,024.00	Public Enterprises		Balance January 1, 1984	
Sewers and Sewage Processing		Recreation—Culture		Collected in 1984	
Garbage and Trash Disposal	3,000.00	Public Works		Cancelled, Abated or Adjusted 1984	
Public Buildings and Grounds	13,000.00	Buildings and Grounds		Transfers to Tax Title Liens or Foreclosed	
Other Public Works		Library and Education		Balance December 31, 1984	
HEALTH and WELFARE		Conservation		TAX TITLE LIENS OUTSTANDING	
Health Services Except Environmental	5,922.00	All Other		Balance January 1, 1984	
Welfare-Public Assistance	1,425.00	CAPITAL DEBT AUTHORIZED, DECEMBER 31, 1984		Transfer From Taxes	
Hospitals, Clinics, First Aid	850.00	ISSUED AND UNISSUED GROSS DEBT		Redeemed in 1984	
Animal, Insect, & Rodent Control	1,500.00	NET DEBT		Cancelled, Abated or Adjusted (1984)	
Other Welfare Services				Transfers to Foreclosed Property	
RECREATION and CONSERVATION				Balance December 31, 1984	
Beaches and Boardwalks				PROPERTY ACQUIRED BY DEED OR	
Parks, Playgrounds, Shade Trees	8,700.00			FORECLOSURE	
Land Reclamation & Conservation				Balance January 1, 1984	
Other Recreational Services	2,400.00			Transfers From Taxes or Liens	
EDUCATION (excluding schools)				Sale for Cash (1984)	
Libraries				Cancelled, Abated or Adjusted (1984)	
Other Educational Services				Balance December 31, 1984	
STATUTORY EXPENDITURES				CURRENT FINANCES DECEMBER 31, 1984	
Pensions & F. I. C. A.	3,594.41			ASSETS	
Employee Fringe Benefits				Cash Dec. 31, 1984	
Other Statutory Expenditures	550.00			Taxes Receivable	
CETA And Other Public Employment Programs				Tax Title Liens	
MUNICIPAL FUNCTIONS TOTAL	160,723.80			Foreclosed Property	
CAPITAL IMPROVEMENTS *MEMO*	2,000.00			Emergencies & Other Deferred Charges	
DEBT SERVICE				State and Federal Aid Receivable	
Principal Payments				Other Receivables	
Interest Payments				Total	
DEFERRED CHARGES	7,060.63			LIABILITIES, RESERVES, AND SURPLUS	
SCHOOL, COUNTY, SPECIAL DISTRICT TAXES	413,824.57			Cash Liabilities	
RESERVE FOR UNCOLLECTED TAXES	92,253.53			Reserves for Receivables	
EXPENDITURES TOTAL	673,967.53			Surplus Dec. 31, 1984	
				Total	

General Tax Rate Per \$100.	2.63
State Equalized Tax Rate	2.51

ANDOVER TOWNSHIP – SUSSEX COUNTY

Form of Government:

Township Committee

Number of Members on Governing Body – 5

PER CAPITA:

Gross Debt	273.57
Net Debt	220.79
Debt Service	18.01
Total Tax Levy	781.60
Municipal Expenditures	284.46

PER CENT:

Gross Debt	.94
Net Debt	.76
Tax Levy Collected	92.92
Tax Levy Cancelled, Abated or Adjusted	.42

EXPENDITURES		REVENUES-REALIZED		1984 PROPERTY TAX	
GENERAL GOVERNMENT				STATE EQUALIZED TAX RATE	
Governing Body & Public Boards				Local District School Taxes	
Municipal Clerk				Regional & Consolidated School Tax 1.55	
Financial Administration				School Taxes in Municipal Budget	
Assessment of Taxes				County Taxes .55 *	
Collection of Taxes				County Library Taxes .03	
Planning, Housing & Development				Local Municipal Purpose Taxes .37	
Human Resources				Veteran & Senior Citizen Taxes	
Elections				Total Taxes for Rate Computation 2.50	
General Administration (other)				Special District Taxes	
JUDICIARY				Bank Corp. Taxes	
Municipal Courts				Added and Omitted Taxes	
PUBLIC SAFETY				Total Taxes Levied - ABSTRACT	
Fire Protection				Total Taxes Billed	
Police Protection				1984 TAXES COLLECTED	
Civil Defense & Disaster Control				1984 Taxes Cancelled, Abated or Adjusted	
Environmental Inspection & Control				Transfer to Tax Title Liens or Foreclosed	
Other Public Safety				Balance Outstanding Dec. 31, 1984	
PUBLIC WORKS				PRIOR YEARS TAXES OUTSTANDING	
Streets and Drainage				Balance January 1, 1984	
Sewers and Sewage Processing				Collected in 1984	
Garbage and Trash Disposal				Cancelled, Abated or Adjusted 1984	
Public Buildings and Grounds				Transfers to Tax Title Liens or Foreclosed	
Other Public Works				Balance December 31, 1984	
HEALTH and WELFARE				TAX TITLE LIENS OUTSTANDING	
Health Services Except Environmental				Balance January 1, 1984	
Welfare-Public Assistance				Transfer From Taxes	
Hospitals, Clinics, First Aid				Redeemed in 1984	
Animal, Insect, & Rodent Control				Cancelled, Abated or Adjusted (1984)	
Other Welfare Services				Transfers to Foreclosed Property	
RECREATION and CONSERVATION				Balance December 31, 1984	
Beaches and Boardwalks				PROPERTY ACQUIRED BY DEED OR FORECLOSURE	
Parks, Playgrounds, Shade Trees				Balance January 1, 1984	
Land Reclamation & Conservation				Transfers From Taxes or Liens	
Other Recreational Services				Sale for Cash (1984)	
EDUCATION (excluding schools)				Cancelled, Abated or Adjusted (1984)	
Libraries				Balance December 31, 1984	
Other Educational Services				CURRENT FINANCES DECEMBER 31, 1984	
STATUTORY EXPENDITURES				ASSETS	
Pensions & F. I. C. A.				Cash Dec. 31, 1984	
Employee Fringe Benefits				Taxes Receivable	
Other Statutory Expenditures				Tax Title Liens	
CETA And Other Public Employment Programs				Foreclosed Property	
MUNICIPAL FUNCTIONS TOTAL				Emergencies & Other Deferred Charges	
CAPITAL IMPROVEMENTS *MEMI*				State and Federal Aid Receivable	
DEBT SERVICE				Other Receivables	
Principal Payments				Total	
Interest Payments				LIABILITIES, RESERVES, AND SURPLUS	
DEFERRED CHARGES				Cash Liabilities	
SCHOOL, COUNTY, SPECIAL DISTRICT TAXES				Reserves for Receivables	
RESERVE FOR UNCOLLECTED TAXES				Surplus Dec. 31, 1984	
EXPENDITURES TOTAL				Total	

General Tax Rate Per \$100.	5.89
State Equalized Tax Rate	5.75

ASBURY PARK CITY – MONMOUTH CO.
Form of Government:
Council-Manager (1923)
Number of Members on Governing Body – 5

PER CAPITA:		PER CENT:	
Gross Debt	557.48	Gross Debt	6.58
Net Debt	254.24	Net Debt	3.05
Debt Service	46.27	Tax Levy Collected	90.13
Total Tax Levy	568.65	Tax Levy Cancelled, Abated	
Municipal Expenditures	674.61	or Adjusted	

EXPENDITURES		REVENUES-REALIZED		1984 PROPERTY TAX	
GENERAL GOVERNMENT				STATE EQUALIZED TAX RATE	
Governing Body & Public Boards		1984 Property Taxes Collected	3,463,679.36	Local District School Taxes	1.90
Municipal Clerk	250,449.04	1984 Payments in Lieu of Taxes	238,872.81	Regional & Consolidated School Tax	
Financial Administration	94,339.64	Delinquent Tax & Lien Collections	1,038,246.47	School Taxes in Municipal Budget	.02
Assessment of Taxes	54,757.12	Business Personalty Replacement Taxes	378,463.06	County Taxes	.52 *
Collection of Taxes	7,340.00	Taxes from Public Utilities	977,617.06	County Library Taxes	
Planning, Housing & Development	745,174.00	Other Miscellaneous Tax Revenues		Local Municipal Purpose Taxes	3.31
Human Resources	11,539.72	State Aid Revenues	1,599,616.03	Veteran & Senior Citizen Taxes	
Elections	748,446.41	Federal Aid Revenues		Total Taxes for Rate Computation	5.75
General Administration (other)		State and Local Fiscal Assistance Act Utilized	484,080.00	Special District Taxes	
JUDICIARY	135,340.76	Sale of Acquired Property	3,755.74	Bank Corp. Taxes	41,898.02
Municipal Courts		Other Miscellaneous Revenues	928,519.49	Added and Omitted Taxes	
PUBLIC SAFETY	1,535,145.11	Total	14,112,850.02	Total Taxes Levied - ABSTRACT	9,432,265.04
Fire Protection	1,960,570.53	Prior Years Surplus Appropriated	450,000.00	Total Taxes Billed	9,390,367.02
Police Protection	4,000.00	REVENUES TOTAL	14,562,850.02	1984 TAXES COLLECTED	8,463,679.36
Civil Defense & Disaster Control		Reserve For Uncollected Taxes	1,295,299.00	1984 Taxes Cancelled, Abated or Adjusted	
Environmental Inspection & Control		CAPITAL OUTLAY TOTAL	113,972.83	Transfer to Tax Title Liens or Foreclosed	124,783.87
Other Public Safety				Balance Outstanding Dec. 31, 1984	801,903.79
PUBLIC WORKS	642,543.53	Public Enterprises		PRIOR YEARS TAXES OUTSTANDING	
Streets and Drainage	357,722.47	Recreation—Culture		Balance January 1, 1984	969,474.89
Sewers and Sewage Processing	610,701.39	Public Works	108,564.68	Collected in 1984	858,675.39
Public Buildings and Grounds	32,324.96	Buildings and Grounds	5,408.15	Cancelled, Abated or Adjusted 1984	
Other Public Works	45,152.00	Library and Education		Transfers to Tax Title Liens or Foreclosed	56,913.80
HEALTH and WELFARE	111,022.31	Conservation		Balance December 31, 1984	53,885.70
Health Services Except Environmental	126,257.53	All Other		TAX TITLE LIENS OUTSTANDING	
Welfare-Public Assistance		CAPITAL DEBT AUTHORIZED, DECEMBER 31, 1984		Balance January 1, 1984	434,571.38
Hospitals, Clinics, First Aid		ISSUED AND UNISSUED	GROSS DEBT	NET DEBT	
Animal, Insect, & Rodent Control		School	5,030,000		Transfer From Taxes
Other Welfare Services		Self-liquidating			Redeemed in 1984
RECREATION and CONSERVATION	51,403.62	Other	4,217,000	4,217,000	Cancelled, Abated or Adjusted (1984)
Beaches and Boardwalks	20,000.00	Total	9,247,000	4,217,000	Transfers to Foreclosed Property
Parks, Playgrounds, Shade Trees	24,000.00	ISSUED AND OUTSTANDING			Balance December 31, 1984
Land Reclamation & Conservation		School		5,030,000.00	PROPERTY ACQUIRED BY DEED OR
Other Recreational Services		Self-Liquidating			FORECLOSURE
EDUCATION (excluding schools)	171,000.00	Other		3,562,000.00	Balance January 1, 1984
Libraries		Total		8,592,000.00	Transfers From Taxes or Liens
Other Educational Services		EQUALIZED VALUATION BASIS			Sale for Cash (1984)
STATUTORY EXPENDITURES	1,027,360.34	FOR NET DEBT COMPUTATION	138,467,612		Cancelled, Abated or Adjusted (1984)
Pensions & F. I. C. A.		REAL PROPERTY VALUATIONS			Balance December 31, 1984
Employee Fringe Benefits		Code Class # of Parcels % VAL'N	ASSESSED VALUATION		CURRENT FINANCES DECEMBER 31, 1984
Other Statutory Expenditures		1 Vacant Land 223 1.22	1,504,200.00		ASSETS
CETA And Other Public Employment Programs	9,116,392.18	2 Residential 2152 46.63	57,309,300.00		Cash Dec. 31, 1984
MUNICIPAL FUNCTIONS TOTAL	30,000.00	3 Farm			Taxes Receivable
CAPITAL IMPROVEMENTS *MEMO*		4a Commercial 390 19.77	24,304,150.00		Tax Title Liens
DEBT SERVICE	342,000.00	4b Industrial 6 .84	1,027,500.00		Foreclosed Property
Principal Payments	425,552.50	4c Apartments 336 31.54	38,763,850.00		Emergencies & Other Deferred Charges
Interest Payments	244,928.00	Total	122,909,000.00		State and Federal Aid Receivable
TYPE I SCHL DEBT *MEMO	10,537.60	Land Area 1.50 Sq. Miles			Other Receivables
DEFERRED CHARGES	3,978,878.02	Net Valuation Taxable-Municipal	136,355,320		Total
SCHOOL, COUNTY, SPECIAL DISTRICT TAXES	1,295,299.00	Net Valuation Taxable-County	153,174,306		LIABILITIES, RESERVES, AND SURPLUS
RESERVE FOR UNCOLLECTED TAXES		State Equalized Valuation	160,730,922		Cash Liabilities
EXPENDITURES TOTAL	15,168,659.30	State Equalization Ratio	83.45		Reserves for Receivables
					Surplus Dec. 31, 1984
					Total

0102
Population 1980 40,199
Population 1984 36,701
S & P Rating A-
Moody Rating BAA1

General Tax Rate Per \$100. 1.77
State Equalized Tax Rate .99

ATLANTIC CITY CITY - ATLANTIC COUNTY
Form of Government:
Mayor-Council Plan D (OMCL 50)
Number of Members on Governing Body - 5

PER CAPITA:
Gross Debt 974.07
Net Debt 728.14
Debt Service 95.79
Total Tax Levy 2,115.09
Municipal Expenditures 2,141.42
PER CENT:
Gross Debt 1.24
Net Debt .93
Tax Levy Collected 93.03
Tax Levy Cancelled, Abated or Adjusted

EXPENDITURES		REVENUES-REALIZED		1984 PROPERTY TAX	
GENERAL GOVERNMENT				STATE EQUALIZED TAX RATE	
Governing Body & Public Boards	1,709,623.34	1984 Property Taxes Collected	74,534,758.01	Local District School Taxes	.20 15,413,667.00
Municipal Clerk	432,825.94	1984 Payments in Lieu of Taxes	646,786.00	Regional & Consolidated School Tax	
Financial Administration	985,593.99	Delinquent Tax & Lien Collections	6,312,708.06	School Taxes in Municipal Budget	
Assessment of Taxes		Business Personalty Replacement Taxes	1,699,035.14	County Taxes	.21 15,715,076.68
Collection of Taxes	437,407.87	Taxes from Public Utilities	5,922,642.00	County Library Taxes	
Planning, Housing & Development	799,823.79	Other Miscellaneous Tax Revenues		Local Municipal Purpose Taxes	.58 44,178,555.12
Human Resources	469,384.24	State Aid Revenues	1,640,117.79	Veteran & Senior Citizen Taxes	348,550.00
Elections		Federal Aid Revenues	416,670.09	Total Taxes for Rate Computation	.99 75,655,848.80
General Administration (other)	9,567,759.89	State and Local Fiscal Assistance Act Utilized	1,206,673.00	Special District Taxes	
JUDICIARY		Sale of Acquired Property		Bank Corp. Taxes	74,991.00
Municipal Courts	724,447.60	Other Miscellaneous Revenues	9,463,276.74	Added and Omitted Taxes	2,243,542.35
PUBLIC SAFETY		Total	101,842,666.83	Total Taxes Levied - ABSTRACT	77,625,832.15
Fire Protection	11,699,700.62	Prior Years Surplus Appropriated	8,390,974.42	Total Taxes Billed	80,115,707.57
Police Protection	20,137,301.49	REVENUES TOTAL	110,233,641.25	1984 TAXES COLLECTED	74,534,758.01
Civil Defense & Disaster Control	105,395.00	Reserve For Uncollected Taxes	5,799,748.70	1984 Taxes Cancelled, Abated or Adjusted	
Environmental Inspection & Control	1,994,357.97	CAPITAL OUTLAY TOTAL	3,031,424.93	Transfer to Tax Title Liens or Foreclosed	
Other Public Safety	73,207.59			Balance Outstanding Dec. 31, 1984	5,580,949.56
PUBLIC WORKS		Public Enterprises	836,608.46	PRIOR YEARS TAXES OUTSTANDING	
Streets and Drainage		Recreation—Culture		Balance January 1, 1984	4,810,421.96
Sewers and Sewage Processing	2,804,638.22	Public Works	2,194,816.47	Collected in 1984	3,535,312.05
Garbage and Trash Disposal		Buildings and Grounds		Cancelled, Abated or Adjusted 1984	
Public Buildings and Grounds	3,269,840.76	Library and Education		Transfers to Tax Title Liens or Foreclosed	1,052,423.54
Other Public Works	939,200.62	Conservation		Balance December 31, 1984	222,686.37
HEALTH and WELFARE		All Other		TAX TITLE LIENS OUTSTANDING	
Health Services Except Environmental	2,031,234.77	CAPITAL DEBT AUTHORIZED, DECEMBER 31, 1984		Balance January 1, 1984	3,731,786.47
Welfare-Public Assistance	423,090.27	ISSUED AND UNISSUED		Transfer From Taxes	1,081,973.54
Hospitals, Clinics, First Aid		School	3,416,000	Redeemed in 1984	2,777,396.01
Animal, Insect, & Rodent Control	67,090.82	Self-liquidating	5,044,000	Cancelled, Abated or Adjusted (1984)	
Other Welfare Services		Other	27,289,429	Transfers to Foreclosed Property	
RECREATION and CONSERVATION		Total	35,749,429	Balance December 31, 1984	2,036,364.00
Beaches and Boardwalks	1,017,271.35	ISSUED AND OUTSTANDING		PROPERTY ACQUIRED BY DEED OR	
Parks, Playgrounds, Shade Trees	778,267.41	School	3,416,000.00	FORECLOSURE	
Land Reclamation & Conservation	329,184.87	Self-Liquidating	301,000.00	Balance January 1, 1984	7,480,972.00
Other Recreational Services	511,732.43	Other	27,278,000.00	Transfers From Taxes or Liens	
EDUCATION (excluding schools)		Total	30,995,000.00	Sale for Cash (1984)	
Libraries	773,523.87	EQUALIZED VALUATION BASIS		Cancelled, Abated or Adjusted (1984)	
Other Educational Services	233,469.55	FOR NET DEBT COMPUTATION	2,875,684,554	Balance December 31, 1984	7,480,972.00
STATUTORY EXPENDITURES		REAL PROPERTY VALUATIONS		CURRENT FINANCES DECEMBER 31, 1984	
Pensions & F. I. C. A.	6,446,642.28	Code Class # of Parcels % VAL'N		ASSETS	
Employee Fringe Benefits		1 Vacant Land 3069 11.53	228,051,725.00	Cash Dec. 31, 1984	14,311,372.34
Other Statutory Expenditures	141,939.00	2 Residential 9473 10.49	207,580,400.00	Taxes Receivable	5,803,635.93
CETA And Other Public Employment Programs		3 Farm		Tax Title Liens	2,036,364.00
MUNICIPAL FUNCTIONS TOTAL	68,903,965.65	4a Commercial 2101 76.23	1,507,893,625.00	Foreclosed Property	7,480,972.00
CAPITAL IMPROVEMENTS *MEMO*		4b Industrial 20 .09	1,710,700.00	Emergencies & Other Deferred Charges	2,182,569.36
DEBT SERVICE		4c Apartments 251 1.66	32,834,500.00	State and Federal Aid Receivable	20,881.97
Principal Payments	1,630,000.00	Total 14913	1,978,070,950.00	Other Receivables	1,842,893.57
Interest Payments	1,885,736.50	Land Area 11.84 Sq. Miles		Total	33,678,689.17
TYPE I SCHIL DEBT *MEMO	481,715.00	Net Valuation Taxable-Municipal	4,249,334,097	LIABILITIES, RESERVES, AND SURPLUS	
DEFERRED CHARGES	372,789.58	Net Valuation Taxable-County	3,448,124,572	Cash Liabilities	6,350,234.97
SCHOOL, COUNTY, SPECIAL DISTRICT TAXES	31,128,742.68	State Equalized Valuation	3,556,349,890	Reserves for Receivables	17,163,865.50
RESERVE FOR UNCOLLECTED TAXES	5,799,748.70	State Equalization Ratio	56.11	Surplus Dec. 31, 1984	10,164,588.70
EXPENDITURES TOTAL	109,720,934.11			Total	33,678,689.17

1304
Population 1980 4,950
Population 1984 5,064
S & P Rating
Moody Rating A A A

General Tax Rate Per \$100. 2.63
State Equalized Tax Rate 2.78

ATLANTIC HIGHLANDS – MONMOUTH CO.
Form of Government:
Borough Council
Number of Members on Governing Body – 6

PER CAPITA:
Gross Debt 1,029.92
Net Debt 218.15
Debt Service 50.59
Total Tax Levy 757.52
Municipal Expenditures 418.33
PER CENT:
Gross Debt 4.16
Net Debt .88
Tax Levy Collected 94.87
Tax Levy Cancelled, Abated or Adjusted .37

EXPENDITURES		REVENUES-REALIZED		1984 PROPERTY TAX	
GENERAL GOVERNMENT				STATE EQUALIZED TAX RATE	
Governing Body & Public Boards		1984 Property Taxes Collected	3,627,688.38	Local District School Taxes .59	804,813.00
Municipal Clerk		1984 Payments in Lieu of Taxes		Regional & Consolidated School Tax .81	1,105,116.22
Financial Administration	10,194.00	Delinquent Tax & Lien Collections	190,660.25	School Taxes in Municipal Budget	
Assessment of Taxes	9,034.00	Business Personalty Replacement Taxes	33,875.44	County Taxes .52	* 718,364.52
Collection of Taxes	32,831.46	Taxes from Public Utilities	227,140.00	County Library Taxes .02	26,571.40
Planning, Housing & Development	10,600.00	Other Miscellaneous Tax Revenues		Local Municipal Purpose Taxes .85	1,160,278.20
Human Resources		State Aid Revenues	54,500.77	Veteran & Senior Citizen Taxes	44,850.00
Elections	1,125.00	Federal Aid Revenues		Total Taxes for Rate Computation 2.79	3,859,993.34
General Administration (other)	182,901.60	State and Local Fiscal Assistance Act Utilized	45,004.12	Special District Taxes	
JUDICIARY		Sale of Acquired Property		Bank Corp. Taxes	12,073.03
Municipal Courts	36,590.00	Other Miscellaneous Revenues	300,317.39	Added and Omitted Taxes	3,851.84
PUBLIC SAFETY		Total	4,479,686.35	Total Taxes Levied - ABSTRACT	3,836,068.21
Fire Protection	33,775.00	Prior Years Surplus Appropriated	300,000.00	Total Taxes Billed	3,823,995.18
Police Protection	456,908.00	REVENUES TOTAL	4,779,686.36	1984 TAXES COLLECTED	3,627,688.38
Civil Defense & Disaster Control	1,000.00	Reserve For Uncollected Taxes	380,595.02	1984 Taxes Cancelled, Abated or Adjusted	13,959.02
Environmental Inspection & Control	10,715.00	CAPITAL OUTLAY TOTAL	625,258.68	Transfer to Tax Title Liens or Foreclosed	11,958.55
Other Public Safety				Balance Outstanding Dec. 31, 1984	170,289.23
PUBLIC WORKS				PRIOR YEARS TAXES OUTSTANDING	
Streets and Drainage	189,397.60	Public Enterprises	588,671.01	Balance January 1, 1984	157,908.42
Sewers and Sewage Processing		Recreation—Culture		Collected in 1984	143,834.12
Garbage and Trash Disposal	116,039.00	Public Works	19,065.26	Cancelled, Abated or Adjusted 1984	191.59
Public Buildings and Grounds	37,950.00	Buildings and Grounds	17,522.41	Transfers to Tax Title Liens or Foreclosed	11,958.55
Other Public Works	31,000.00	Library and Education		Balance December 31, 1984	1,924.16
HEALTH and WELFARE		Conservation		TAX TITLE LIENS OUTSTANDING	
Health Services Except Environmental	4,400.00	All Other		Balance January 1, 1984	46,283.37
Welfare-Public Assistance	12,000.00	CAPITAL DEBT AUTHORIZED, DECEMBER 31, 1984		Transfer From Taxes	24,549.27
Hospitals, Clinics, First Aid		ISSUED AND UNISSUED		Redeemed in 1984	46,826.14
Animal, Insect, & Rodent Control		School	75,237	Cancelled, Abated or Adjusted (1984)	
Other Welfare Services		Self-liquidating	4,002,094	Transfers to Foreclosed Property	
RECREATION and CONSERVATION		Other	1,138,200	Balance December 31, 1984	24,006.50
Beaches and Boardwalks		Total	5,215,532	PROPERTY ACQUIRED BY DEED OR FORECLOSURE	
Parks, Playgrounds, Shade Trees	18,800.00	ISSUED AND OUTSTANDING		Balance January 1, 1984	76,450.00
Land Reclamation & Conservation		School	75,237.31	Transfers From Taxes or Liens	
Other Recreational Services	1,500.00	Self-Liquidating	2,915,474.94	Sale for Cash (1984)	29,000.00
EDUCATION (excluding schools)		Other	1,075,400.00	Cancelled, Abated or Adjusted (1984)	
Libraries	17,176.00	Total	4,066,112.25	Balance December 31, 1984	47,450.00
Other Educational Services		EQUALIZED VALUATION BASIS		CURRENT FINANCES DECEMBER 31, 1984	
STATUTORY EXPENDITURES		FOR NET DEBT COMPUTATION	125,391,118	ASSETS	
Pensions & F. I. C. A.	136,002.97	REAL PROPERTY VALUATIONS		Cash Dec. 31, 1984	741,069.07
Employee Fringe Benefits	61,000.00	Code Class # of Parcels % VAL'N		Taxes Receivable	172,313.39
Other Statutory Expenditures	4,000.00	1 Vacant Land 213 3.12	4,453,700.00	Tax Title Liens	24,006.50
CETA And Other Public Employment Programs		2 Residential 1383 81.42	116,234,300.00	Foreclosed Property	47,450.00
MUNICIPAL FUNCTIONS TOTAL	1,470,939.63	3 Farm 1	200.00	Emergencies & Other Deferred Charges	30,000.00
CAPITAL IMPROVEMENTS *M.F.M.O.*	7,000.00	4a Commercial 91 9.88	14,101,700.00	State and Federal Aid Receivable	508.90
DEBT SERVICE		4b Industrial 3 .32	459,300.00	Other Receivables	29,242.92
Principal Payments	168,300.00	4c Apartments 9 5.26	7,505,300.00	Total	1,044,590.78
Interest Payments	87,892.44	Total 1700	142,754,500.00	LIABILITIES, RESERVES, AND SURPLUS	
DEFERRED CHARGES	10,710.77	Land Area 1.20 Sq. Miles		Cash Liabilities	272,048.05
SCHOOL, COUNTY, SPECIAL DISTRICT TAXES	2,654,865.14	Net Valuation Taxable-Municipal	145,276,642	Reserves for Receivables	273,012.81
RESERVE FOR UNCOLLECTED TAXES	380,595.02	Net Valuation Taxable-County	129,862,401	Surplus Dec. 31, 1984	499,529.92
EXPENDITURES TOTAL	4,773,303.00	State Equalized Valuation	137,336,100	Total	1,044,590.78
		State Equalization Ratio	105.89		

0401
Population 1980 9,533
Population 1984 9,506
S & P Rating A-
Moody Rating A

General Tax Rate Per \$100. 6.14
State Equalized Tax Rate 3.19

AUDUBON BOROUGH - CAMDEN COUNTY
Form of Government:
Commission (1911)
Number of Members on Governing Body - 3

PER CAPITA:
Gross Debt 339.39
Net Debt 80.60
Debt Service 13.19
Total Tax Levy 626.34
Municipal Expenditures 251.35

PER CENT:
Gross Debt 1.85
Net Debt .44
Tax Levy Collected 97.46
Tax Levy Cancelled, Abated or Adjusted .42

EXPENDITURES		REVENUES-REALIZED		1984 PROPERTY TAX	
GENERAL GOVERNMENT				STATE EQUALIZED TAX RATE	
Governing Body & Public Boards		1984 Property Taxes Collected	5,799,799.63	Local District School Taxes 1.70	3,159,916.75
Municipal Clerk		1984 Payments in Lieu of Taxes		Regional & Consolidated School Tax	
Financial Administration	14,300.00	Delinquent Tax & Lien Collections	120,858.89	School Taxes in Municipal Budget	
Assessment of Taxes	19,419.92	Business Personalty Replacement Taxes	149,535.64	County Taxes 1.13	2,112,944.00
Collection of Taxes	34,697.07	Taxes from Public Utilities	591,954.00	County Library Taxes	
Planning, Housing & Development	8,600.00	Other Miscellaneous Tax Revenues		Local Municipal Purpose Taxes .36	666,913.17
Human Resources	2,500.00	State Aid Revenues	129,257.90	Veteran & Senior Citizen Taxes	168,050.00
Elections	7,600.00	Federal Aid Revenues		Total Taxes for Rate Computation 3.19	6,107,823.92
General Administration (other)	270,843.78	State and Local Fiscal Assistance Act Utilized	33,316.41	Special District Taxes	
JUDICIARY		Sale of Acquired Property		Bank Corp. Taxes	4,066.54
Municipal Courts	46,395.57	Other Miscellaneous Revenues	450,238.53	Added and Omitted Taxes	10,179.87
PUBLIC SAFETY		Total	7,279,962.00	Total Taxes Levied - ABSTRACT	5,954,020.33
Fire Protection	74,060.00	Prior Years Surplus Appropriated	419,000.00	Total Taxes Billed	5,951,164.42
Police Protection	477,420.71	REVENUES TOTAL	7,698,962.00	1984 TAXES COLLECTED	5,799,799.63
Civil Defense & Disaster Control	6,470.00	Reserve For Uncollected Taxes	160,073.56	1984 Taxes Cancelled, Abated or Adjusted	25,223.48
Environmental Inspection & Control	11,450.00	CAPITAL OUTLAY TOTAL	59,673.82	Transfer to Tax Title Liens or Foreclosed	4,389.22
Other Public Safety				Balance Outstanding Dec. 31, 1984	121,752.09
PUBLIC WORKS				PRIOR YEARS TAXES OUTSTANDING	
Streets and Drainage	205,557.47	Public Enterprises		Balance January 1, 1984	111,777.54
Sewers and Sewage Processing	83,824.19	Recreation—Culture		Collected in 1984	108,581.73
Garbage and Trash Disposal	292,508.27	Public Works	9,191.20	Cancelled, Abated or Adjusted 1984	1,051.87
Public Buildings and Grounds	24,211.40	Buildings and Grounds	50,482.62	Transfers to Tax Title Liens or Foreclosed	1,913.47
Other Public Works	113,473.83	Library and Education		Balance December 31, 1984	230.47
HEALTH and WELFARE		Conservation		TAX TITLE LIENS OUTSTANDING	
Health Services Except Environmental	2,340.00	All Other		Balance January 1, 1984	18,143.26
Welfare-Public Assistance	5,425.00	CAPITAL DEBT AUTHORIZED, DECEMBER 31, 1984		Transfer From Taxes	6,559.67
Hospitals, Clinics, First Aid		ISSUED AND UNISSUED		Redeemed in 1984	12,277.16
Animal, Insect, & Rodent Control		School	2,460,000	Cancelled, Abated or Adjusted (1984)	
Other Welfare Services		Self-liquidating		Transfers to Foreclosed Property	
RECREATION and CONSERVATION		Other	766,200	Balance December 31, 1984	12,425.77
Beaches and Boardwalks		Total	3,226,200	PROPERTY ACQUIRED BY DEED OR FORECLOSURE	
Parks, Playgrounds, Shade Trees	4,000.00	ISSUED AND OUTSTANDING		Balance January 1, 1984	285.00
Land Reclamation & Conservation		School	2,460,000.00	Transfers From Taxes or Liens	
Other Recreational Services	8,350.00	Self-liquidating		Sale for Cash (1984)	
EDUCATION (excluding schools)		Other	766,200.00	Cancelled, Abated or Adjusted (1984)	
Libraries	61,319.21	Total	3,226,200.00	Balance December 31, 1984	285.00
Other Educational Services	200.00	EQUALIZED VALUATION BASIS		CURRENT FINANCES DECEMBER 31, 1984	
STATUTORY EXPENDITURES		FOR NET DEBT COMPUTATION	173,948,931	ASSETS	
Pensions & F. I. C. A.	184,496.00	REAL PROPERTY VALUATIONS		Cash Dec. 31, 1984	2,126,236.53
Employee Fringe Benefits	74,550.00	Code Class # of Parcels % VAL'N		Taxes Receivable	121,982.56
Other Statutory Expenditures	11,600.00	1 Vacant Land 70 .43	408,600.00	Tax Title Liens	12,425.77
CETA And Other Public Employment Programs		2 Residential 2,950 79.41	76,344,650.00	Foreclosed Property	285.00
MUNICIPAL FUNCTIONS TOTAL	2,096,117.42	3 Farm		Emergencies & Other Deferred Charges	5,000.00
CAPITAL IMPROVEMENTS *M.E.M.*	24,021.24	4a Commercial 145 17.31	16,644,100.00	State and Federal Aid Receivable	
DEBT SERVICE		4b Industrial 3 .31	295,500.00	Other Receivables	8,539.78
Principal Payments	84,000.00	4c Apartments 11 2.54	2,441,700.00	Total	2,274,469.64
Interest Payments	41,362.50	Total 3179	96,134,550.00	LIABILITIES, RESERVES, AND SURPLUS	
DEFERRED CHARGES	7,751.61	Land Area 1.48 Sq. Miles		Cash Liabilities	1,519,921.06
SCHOOL, COUNTY, SPECIAL DISTRICT TAXES	5,272,860.75	Net Valuation Taxable-Municipal	96,758,706	Reserves for Receivables	143,233.11
RESERVE FOR UNCOLLECTED TAXES	160,073.56	Net Valuation Taxable-County	179,676,352	Surplus Dec. 31, 1984	611,315.47
EXPENDITURES TOTAL	7,662,165.84	State Equalized Valuation	185,640,611	Total	2,274,469.64
		State Equalization Ratio	51.96		

0402
Population 1980 1,274
Population 1984 1,300
S & P Rating
Moody Rating

General Tax Rate Per \$100. 5.53
State Equalized Tax Rate 5.63

AUDUBON PARK BOROUGH – CAMDEN CO.
Form of Government:
Borough Council
Number of Members on Governing Body – 6

PER CAPITA:
Gross Debt
Net Debt
Debt Service
Total Tax Levy 166.62
Municipal Expenditures 93.35

PER CENT:
Gross Debt
Net Debt
Tax Levy Collected 100.00
Tax Levy Cancelled, Abated or Adjusted

EXPENDITURES		REVENUES-REALIZED		1984 PROPERTY TAX	
GENERAL GOVERNMENT				STATE EQUALIZED TAX RATE → 2.03	
Governing Body & Public Boards		1984 Property Taxes Collected	217,558.96	Local District School Taxes	77,935.00
Municipal Clerk		1984 Payments in Lieu of Taxes		Regional & Consolidated School Tax	
Financial Administration	7,963.00	Delinquent Tax & Lien Collections		School Taxes in Municipal Budget	
Assessment of Taxes	725.00	Business Personalty Replacement Taxes	3,290.26	County Taxes	47,583.00
Collection of Taxes	447.00	Taxes from Public Utilities	19,861.00	County Library Taxes	1,088.00
Planning, Housing & Development		Other Miscellaneous Tax Revenues		Local Municipal Purpose Taxes	90,000.00
Human Resources		State Aid Revenues	32,166.43	Veteran & Senior Citizen Taxes	
Elections	2,250.00	Federal Aid Revenues		Total Taxes for Rate Computation	216,606.00
General Administration (other)	32,649.00	State and Local Fiscal Assistance Act Utilized	4,996.00	Special District Taxes	
JUDICIARY		Sale of Acquired Property		Bank Corp. Taxes	
Municipal Courts	7,568.60	Other Miscellaneous Revenues	28,070.90	Added and Omitted Taxes	
PUBLIC SAFETY		Total	311,552.65	Total Taxes Levied - ABSTRACT	216,606.00
Fire Protection	6,600.00	Prior Years Surplus Appropriated	44,400.00	Total Taxes Billed	217,558.96
Police Protection	27,136.00	REVENUES TOTAL	355,952.65	1984 TAXES COLLECTED	217,558.96
Civil Defense & Disaster Control	50.00	Reserve For Uncollected Taxes		1984 Taxes Cancelled, Abated or Adjusted	
Environmental Inspection & Control		CAPITAL OUTLAY TOTAL	9,332.00	Transfer to Tax Title Liens or Foreclosed	
Other Public Safety				Balance Outstanding Dec. 31, 1984	
PUBLIC WORKS				PRIOR YEARS TAXES OUTSTANDING	
Streets and Drainage	900.00	Public Enterprises		Balance January 1, 1984	
Sewers and Sewage Processing		Recreation—Culture		Collected in 1984	
Garbage and Trash Disposal		Public Works		Cancelled, Abated or Adjusted 1984	
Public Buildings and Grounds		Buildings and Grounds	9,832.00	Transfers to Tax Title Liens or Foreclosed	
Other Public Works		Library and Education		Balance December 31, 1984	
HEALTH and WELFARE		Conservation		TAX TITLE LIENS OUTSTANDING	
Health Services Except Environmental	2,183.25	All Other		Balance January 1, 1984	
Welfare-Public Assistance	2,555.00	CAPITAL DEBT AUTHORIZED, DECEMBER 31, 1984		Transfer From Taxes	
Hospitals, Clinics, First Aid		ISSUED AND UNISSUED GROSS DEBT NET DEBT		Redeemed in 1984	
Animal, Insect, & Rodent Control		School		Cancelled, Abated or Adjusted (1984)	
Other Welfare Services		Self-liquidating		Transfers to Foreclosed Property	
RECREATION and CONSERVATION		Other		Balance December 31, 1984	
Beaches and Boardwalks		Total		PROPERTY ACQUIRED BY DEED OR FORECLOSURE	
Parks, Playgrounds, Shade Trees	600.00	ISSUED AND OUTSTANDING		Balance January 1, 1984	
Land Reclamation & Conservation		School		Transfers From Taxes or Liens	
Other Recreational Services	1,750.00	Self-Liquidating		Sale for Cash (1984)	
EDUCATION (excluding schools)		Other		Cancelled, Abated or Adjusted (1984)	
Libraries	4,925.00	Total		Balance December 31, 1984	
Other Educational Services		EQUALIZED VALUATION BASIS FOR NET DEBT COMPUTATION	3,761,735	CURRENT FINANCES DECEMBER 31, 1984	
STATUTORY EXPENDITURES		REAL PROPERTY VALUATIONS		ASSETS	
Pensions & F. I. C. A.	16,000.53	Code Class # of Parcels % VAL'N		Cash Dec. 31, 1984	133,823.79
Employee Fringe Benefits	4,900.00	1 Vacant Land		Taxes Receivable	
Other Statutory Expenditures	1,800.00	2 Residential		Tax Title Liens	
CETA And Other Public Employment Programs		3 Farm		Foreclosed Property	
MUNICIPAL FUNCTIONS TOTAL	121,007.43	4a Commercial 1	3,798,600.00	Emergencies & Other Deferred Charges	104.09
CAPITAL IMPROVEMENTS *MEMO*	10,000.00	4b Industrial		State and Federal Aid Receivable	
DEBT SERVICE		4c Apartments		Other Receivables	5,128.22
Principal Payments		Total 1	3,798,600.00	Total	139,056.10
Interest Payments		Land Area .15 Sq. Miles		LIABILITIES, RESERVES, AND SURPLUS	
DEFERRED CHARGES	352.17	Net Valuation Taxable-Municipal	3,833,707	Cash Liabilities	70,157.32
SCHOOL, COUNTY, SPECIAL DISTRICT TAXES	126,606.00	Net Valuation Taxable-County	4,020,692	Reserves for Receivables	5,128.22
RESERVE FOR UNCOLLECTED TAXES		State Equalized Valuation	3,646,842	Surplus Dec. 31, 1984	63,770.56
EXPENDITURES TOTAL	247,965.60	State Equalization Ratio	100.93	Total	139,056.10

0501
Population 1980 2,162
Population 1984 2,301
S & P Rating
Moody Rating A

General Tax Rate Per \$100. .81
State Equalized Tax Rate .87

AVALON BOROUGH – CAPE MAY COUNTY
Form of Government:
Mayor-Council Plan B (OMCL 50)
Number of Members on Governing Body – 5

PER CAPITA:
Gross Debt 5,714.12
Net Debt 3,885.48
Debt Service 171.09
Total Tax Levy 2,906.68
Municipal Expenditures 2,208.37
PER CENT:
Gross Debt 1.91
Net Debt 1.30
Tax Levy Collected 96.03
Tax Levy Cancelled, Abated or Adjusted .05

EXPENDITURES		REVENUES-REALIZED		1984 PROPERTY TAX	
GENERAL GOVERNMENT				STATE EQUALIZED TAX RATE	
Governing Body & Public Boards	41,205.00	1984 Property Taxes Collected	6,416,579.54	Local District School Taxes	.12 918,232.50
Municipal Clerk	68,998.00	1984 Payments in Lieu of Taxes		Regional & Consolidated School Tax	
Financial Administration	59,965.00	Delinquent Tax & Lien Collections	196,996.39	School Taxes in Municipal Budget	
Assessment of Taxes		Business Personality Replacement Taxes	31,032.60	County Taxes	.37 2,817,363.06
Collection of Taxes	1,000.00	Taxes from Public Utilities	412,157.00	County Library Taxes	.02 173,121.87
Planning, Housing & Development	51,268.00	Other Miscellaneous Tax Revenues		Local Municipal Purpose Taxes	.36 2,730,000.00
Human Resources		State Aid Revenues	12,707.57	Veteran & Senior Citizen Taxes	29,700.00
Elections	2,500.00	Federal Aid Revenues		Total Taxes for Rate Computation	.87 6,668,417.43
General Administration (other)	263,158.00	State and Local Fiscal Assistance Act Utilized	67,934.00	Special District Taxes	
JUDICIARY		Sale of Acquired Property		Bank Corp. Taxes	6,279.77
Municipal Courts	32,589.00	Other Miscellaneous Revenues	961,092.89	Added and Omitted Taxes	43,262.13
PUBLIC SAFETY		Total	8,098,499.99	Total Taxes Levied - ABSTRACT	6,688,259.33
Fire Protection	32,058.00	Prior Years Surplus Appropriated	600,000.00	Total Taxes Billed	6,681,979.56
Police Protection	717,006.00	REVENUES TOTAL	8,698,499.99	1984 TAXES COLLECTED	6,416,579.54
Civil Defense & Disaster Control	5,011.00	Reserve For Uncollected Taxes	633,591.71	1984 Taxes Cancelled, Abated or Adjusted	3,573.49
Environmental Inspection & Control	84,532.00	CAPITAL OUTLAY TOTAL	1,777,376.81	Transfer to Tax Title Liens or Foreclosed	10,120.00
Other Public Safety				Balance Outstanding Dec. 31, 1984	251,706.53
PUBLIC WORKS				PRIOR YEARS TAXES OUTSTANDING	
Streets and Drainage	585,157.00	Public Enterprises	883,576.20	Balance January 1, 1984	189,169.42
Sewers and Sewage Processing		Recreation—Culture		Collected in 1984	184,408.61
Garbage and Trash Disposal	368,086.00	Public Works	886,600.61	Cancelled, Abated or Adjusted 1984	2,106.24
Public Buildings and Grounds	393,481.00	Buildings and Grounds	7,200.00	Transfers to Tax Title Liens or Foreclosed	120.00
Other Public Works		Library and Education		Balance December 31, 1984	2,534.57
HEALTH and WELFARE		Conservation		TAX TITLE LIENS OUTSTANDING	
Health Services Except Environmental		All Other		Balance January 1, 1984	36,356.50
Welfare-Public Assistance	1,577.00	CAPITAL DEBT AUTHORIZED, DECEMBER 31, 1984		Transfer From Taxes	10,390.00
Hospitals, Clinics, First Aid	2,000.00	ISSUED AND UNISSUED		Redeemed in 1984	12,587.78
Animal, Insect, & Rodent Control	500.00	School	61,000	Cancelled, Abated or Adjusted (1984)	
Other Welfare Services		Self-Liquidating	7,017,259	Transfers to Foreclosed Property	
RECREATION and CONSERVATION		Other	6,069,928	Balance December 31, 1984	34,158.72
Beaches and Boardwalks	693,444.00	Total	13,148,188	PROPERTY ACQUIRED BY DEED OR FORECLOSURE	
Parks, Playgrounds, Shade Trees		ISSUED AND OUTSTANDING		Balance January 1, 1984	134,380.20
Land Reclamation & Conservation	33,158.00	School	61,000.00	Transfers From Taxes or Liens	
Other Recreational Services	86,932.00	Self-Liquidating	6,376,609.19	Sale for Cash (1984)	
EDUCATION (excluding schools)		Other	2,530,000.00	Cancelled, Abated or Adjusted (1984)	
Libraries	67,934.00	Total	8,967,609.19	Balance December 31, 1984	134,380.20
Other Educational Services		EQUALIZED VALUATION BASIS		CURRENT FINANCES DECEMBER 31, 1984	
STATUTORY EXPENDITURES		FOR NET DEBT COMPUTATION	697,737,673	ASSETS	
Pensions & F. I. C. A.	218,952.82	REAL PROPERTY VALUATIONS		Cash Dec. 31, 1984	2,250,021.29
Employee Fringe Benefits	200,664.00	Code Class # of Parcels % VAL'N		Taxes Receivable	254,241.10
Other Statutory Expenditures	19,000.65	1 Vacant Land 538 7.16	58,204,900.00	Tax Title Liens	34,158.72
CETA And Other Public Employment Programs		2 Residential 3966 85.74	696,780,500.00	Foreclosed Property	134,380.20
MUNICIPAL FUNCTIONS TOTAL	4,030,176.47	3 Farm		Emergencies & Other Deferred Charges	210,662.76
CAPITAL IMPROVEMENTS *MEMO*	5,000.00	4a Commercial 103 6.72	54,625,100.00	State and Federal Aid Receivable	839.12
DEBT SERVICE		4b Industrial		Other Receivables	420,766.96
Principal Payments	172,066.00	4c Apartments 12 .38	3,081,800.00	Total	3,305,070.15
Interest Payments	221,606.61	Total 4619	812,692,300.00	LIABILITIES, RESERVES, AND SURPLUS	
DEFERRED CHARGES	24,026.68	Land Area 5.02 Sq. Miles		Cash Liabilities	1,624,802.71
SCHOOL, COUNTY, SPECIAL DISTRICT TAXES	3,908,717.43	Net Valuation Taxable-Municipal	816,390,480	Reserves for Receivables	443,546.98
RESERVE FOR UNCOLLECTED TAXES	633,591.71	Net Valuation Taxable-County	692,952,371	Surplus Dec. 31, 1984	1,236,720.46
EXPENDITURES TOTAL	8,990,184.90	State Equalized Valuation	760,113,202	Total	3,305,070.15
		State Equalization Ratio	107.44		

1305
 Population 1980 2,337
 Population 1984 2,329
 S & P Rating
 Moody Rating A
 General Tax Rate Per \$100. 2.01
 State Equalized Tax Rate 1.77

AVON-BY-THE-SEA BORO. — MONMOUTH CO.
Form of Government:
Commission (1911)
Number of Members on Governing Body — 3

PER CAPITA:
 Gross Debt 516.41
 Net Debt 280.23
 Debt Service 61.13
 Total Tax Levy 713.77
 Municipal Expenditures 679.00
 PER CENT:
 Gross Debt 1.45
 Net Debt .79
 Tax Levy Collected 96.10
 Tax Levy Cancelled, Abated or Adjusted .04

EXPENDITURES		REVENUES-REALIZED		1984 PROPERTY TAX	
GENERAL GOVERNMENT				STATE EQUALIZED TAX RATE → .66	
Governing Body & Public Boards		1984 Property Taxes Collected	1,588,877.59	Local District School Taxes	609,645.00
Municipal Clerk		1984 Payments in Lieu of Taxes		Regional & Consolidated School Tax	
Financial Administration	55,844.25	Delinquent Tax & Lien Collections	78,577.63	School Taxes in Municipal Budget	
Assessment of Taxes	5,819.00	Business Personalty Replacement Taxes	13,967.40	County Taxes	* 445,376.49
Collection of Taxes	17,734.00	Taxes from Public Utilities	133,461.00	County Library Taxes	
Planning, Housing & Development	2,110.00	Other Miscellaneous Tax Revenues		Local Municipal Purpose Taxes	.64 597,772.42
Human Resources		State Aid Revenues	22,017.87	Veteran & Senior Citizen Taxes	23,000.00
Elections	720.00	Federal Aid Revenues		Total Taxes for Rate Computation	1.78 1,675,793.91
General Administration (other)	88,490.00	State and Local Fiscal Assistance Act Utilized	26,399.25	Special District Taxes	
JUDICIARY		Sale of Acquired Property		Bank Corp. Taxes	8,990.34
Municipal Courts	20,210.00	Other Miscellaneous Revenues	563,835.22	Added and Omitted Taxes	577.03
PUBLIC SAFETY		Total	2,427,135.96	Total Taxes Levied - ABSTRACT	1,662,361.28
Fire Protection	8,580.00	Prior Years Surplus Appropriated	340,000.00	Total Taxes Billed	1,653,370.94
Police Protection	411,795.60	REVENUES TOTAL	2,767,135.96	1984 TAXES COLLECTED	1,588,877.59
Civil Defense & Disaster Control		Reserve For Uncollected Taxes	116,445.94	1984 Taxes Cancelled, Abated or Adjusted	714.97
Environmental Inspection & Control	10,440.00	CAPITAL OUTLAY TOTAL	94,637.45	Transfer to Tax Title Liens or Foreclosed	10.07
Other Public Safety				Balance Outstanding Dec. 31, 1984	63,768.31
PUBLIC WORKS		Public Enterprises	1,211.34	PRIOR YEARS TAXES OUTSTANDING	
Streets and Drainage	210,456.40	Recreation—Culture		Balance January 1, 1984	75,573.92
Sewers and Sewage Processing		Public Works	92,706.93	Collected in 1984	75,432.74
Garbage and Trash Disposal	111,953.00	Buildings and Grounds	718.68	Cancelled, Abated or Adjusted 1984	
Public Buildings and Grounds	28,101.00	Library and Education		Transfers to Tax Title Liens or Foreclosed	
Other Public Works		Conservation		Balance December 31, 1984	141.18
HEALTH and WELFARE		All Other		TAX TITLE LIENS OUTSTANDING	
Health Services Except Environmental		CAPITAL DEBT AUTHORIZED, DECEMBER 31, 1984		Balance January 1, 1984	3,285.66
Welfare-Public Assistance	1,100.00	ISSUED AND UNISSUED GROSS DEBT NET DEBT		Transfer From Taxes	10.07
Hospitals, Clinics, First Aid		School		Redeemed in 1984	2,144.89
Animal, Insect, & Rodent Control	1,300.00	Self-liquidating	550,074	Cancelled, Abated or Adjusted (1984)	
Other Welfare Services		Other	652,649	Transfers to Foreclosed Property	
RECREATION and CONSERVATION		Total	1,202,724	Balance December 31, 1984	150.84
Beaches and Boardwalks	128,299.80	ISSUED AND OUTSTANDING		PROPERTY ACQUIRED BY DEED OR FORECLOSURE	
Parks, Playgrounds, Shade Trees		School		Balance January 1, 1984	3,875.00
Land Reclamation & Conservation		Self-Liquidating	386,000.00	Transfers From Taxes or Liens	
Other Recreational Services	36,251.00	Other	626,725.00	Sale for Cash (1984)	
EDUCATION (excluding schools)		Total	1,012,725.00	Cancelled, Abated or Adjusted (1984)	
Libraries	27,400.00	EQUALIZED VALUATION BASIS FOR NET DEBT COMPUTATION	83,046,031	Balance December 31, 1984	3,875.00
Other Educational Services		REAL PROPERTY VALUATIONS		CURRENT FINANCES DECEMBER 31, 1984 ASSETS	
STATUTORY EXPENDITURES		Code Class # of Parcels % VAL'N		Cash Dec. 31, 1984	644,072.22
Pensions & F. I. C. A.	112,167.44	1 Vacant Land 10 .43	348,800.00	Taxes Receivable	63,909.49
Employee Fringe Benefits	30,316.00	2 Residential 799 83.70	63,337,600.00	Tax Title Liens	150.84
Other Statutory Expenditures		3 Farm		Foreclosed Property	3,875.00
CETA And Other Public Employment Programs		4a Commercial 54 8.83	7,212,100.00	Emergencies & Other Deferred Charges	50,307.57
MUNICIPAL FUNCTIONS TOTAL	1,310,087.49	4b Industrial 2 .48	390,500.00	State and Federal Aid Receivable	
CAPITAL IMPROVEMENTS *MEMO*	11,000.00	4c Apartments 11 6.56	5,354,300.00	Other Receivables	2,850.52
DEBT SERVICE		Total 876	81,643,300.00	Total	765,165.64
Principal Payments	100,525.32	Land Area .40 Sq. Miles		LIABILITIES, RESERVES, AND SURPLUS	
Interest Payments	41,840.65	Net Valuation Taxable-Municipal	82,040,420	Cash Liabilities	353,997.30
DEFERRED CHARGES	12,503.00	Net Valuation Taxable-County	30,249,316	Reserves for Receivables	70,785.85
SCHOOL, COUNTY, SPECIAL DISTRICT TAXES	1,055,021.49	State Equalized Valuation	92,858,388	Surplus Dec. 31, 1984	340,382.49
RESERVE FOR UNCOLLECTED TAXES	116,445.94	State Equalization Ratio	88.30	Total	765,165.64
EXPENDITURES TOTAL	2,636,423.89				

1533
Population 1980 8,702
Population 1984 9,431
S & P Rating
Moody Rating

General Tax Rate Per \$100. 3.75
State Equalized Tax Rate 2.57

BARNEGAT TOWNSHIP – OCEAN COUNTY
Form of Government:
Township Committee
Number of Members on Governing Body – 5

PER CAPITA:
Gross Debt 1,075.86
Net Debt 370.63
Debt Service 19.20
Total Tax Levy 501.26
Municipal Expenditures 277.70

PER CENT:
Gross Debt 6.02
Net Debt 2.07
Tax Levy Collected 90.55
Tax Levy Cancelled, Abated or Adjusted .11

EXPENDITURES		REVENUES-REALIZED		1984 PROPERTY TAX	
GENERAL GOVERNMENT				STATE EQUALIZED TAX RATE 1.47	2,682,310.75
Governing Body & Public Boards		1984 Property Taxes Collected	4,276,553.24	Local District School Taxes	
Municipal Clerk	18,800.00	1984 Payments in Lieu of Taxes		Regional & Consolidated School Tax	
Financial Administration	47,200.00	Delinquent Tax & Lien Collections	282,551.94	School Taxes in Municipal Budget	
Assessment of Taxes	33,876.00	Business Personalty Replacement Taxes	14,785.64	County Taxes	.44 * 806,585.88
Collection of Taxes	85,803.00	Taxes from Public Utilities	487,700.00	County Library Taxes	.03 47,046.63
Planning, Housing & Development	34,139.00	Other Miscellaneous Tax Revenues		Local Municipal Purpose Taxes	.64 1,160,500.00
Human Resources		State Aid Revenues	150,379.47	Veteran & Senior Citizen Taxes	101,450.00
Elections		Federal Aid Revenues		Total Taxes for Rate Computation	2.58 4,797,893.26
General Administration (other)	233,566.00	State and Local Fiscal Assistance Act Utilized	84,454.17	Special District Taxes	
JUDICIARY		Sale of Acquired Property	67,625.09	Bank Corp. Taxes	5,675.94
Municipal Courts	37,315.00	Other Miscellaneous Revenues	492,137.78	Added and Omitted Taxes	25,261.56
PUBLIC SAFETY		Total	5,856,187.33	Total Taxes Levied - ABSTRACT	4,727,380.76
Fire Protection	55,460.00	Prior Years Surplus Appropriated	500,000.00	Total Taxes Billed	4,722,836.79
Police Protection	622,330.29	REVENUES TOTAL	6,356,187.33	1984 TAXES COLLECTED	4,276,553.24
Civil Defense & Disaster Control	25.00	Reserve For Uncollected Taxes	542,557.00	1984 Taxes Cancelled, Abated or Adjusted	5,230.69
Environmental Inspection & Control	14,926.00	CAPITAL OUTLAY TOTAL	335,319.52	Transfer to Tax Title Liens or Foreclosed	90,526.36
Other Public Safety				Balance Outstanding Dec. 31, 1984	350,526.50
PUBLIC WORKS				PRIOR YEARS TAXES OUTSTANDING	
Streets and Drainage	117,464.21	Public Enterprises	55,000.00	Balance January 1, 1984	293,059.82
Sewers and Sewage Processing	100.00	Recreation—Culture		Collected in 1984	242,718.69
Garbage and Trash Disposal	34,600.00	Public Works	163,455.18	Cancelled, Abated or Adjusted 1984	4,256.73
Public Buildings and Grounds	27,945.00	Buildings and Grounds	117,364.34	Transfers to Tax Title Liens or Foreclosed	31,668.93
Other Public Works	177,073.00	Library and Education		Balance December 31, 1984	14,415.47
HEALTH and WELFARE		Conservation		TAX TITLE LIENS OUTSTANDING	
Health Services Except Environmental	835.00	All Other		Balance January 1, 1984	272,050.25
Welfare-Public Assistance	15,530.00	CAPITAL DEBT AUTHORIZED, DECEMBER 31, 1984		Transfer From Taxes	128,922.68
Hospitals, Clinics, First Aid	500.00	ISSUED AND UNISSUED		Redeemed in 1984	39,833.25
Animal, Insect, & Rodent Control	8,100.00	School	4,585,000	Cancelled, Abated or Adjusted (1984)	
Other Welfare Services		Self-liquidating	3,740,000	Transfers to Foreclosed Property	
RECREATION and CONSERVATION		Other	1,821,400	Balance December 31, 1984	361,139.68
Beaches and Boardwalks		Total	10,146,400	PROPERTY ACQUIRED BY DEED OR FORECLOSURE	
Parks, Playgrounds, Shade Trees	150.00	ISSUED AND OUTSTANDING		Balance January 1, 1984	3,765,501.00
Land Reclamation & Conservation		School	4,585,000.00	Transfers From Taxes or Liens	
Other Recreational Services	39,367.00	Self-Liquidating	3,740,000.00	Sale for Cash (1984)	32,800.00
EDUCATION (excluding schools)		Other	1,547,250.00	Cancelled, Abated or Adjusted (1984)	
Libraries	100.00	Total	9,872,250.00	Balance December 31, 1984	3,732,701.00
Other Educational Services	6,900.00	EQUALIZED VALUATION BASIS FOR NET DEBT COMPUTATION	168,590,400	CURRENT FINANCES DECEMBER 31, 1984	
STATUTORY EXPENDITURES		REAL PROPERTY VALUATIONS		ASSETS	
Pensions & F. I. C. A.	126,087.42	Code Class # of Parcels % VAL'N		Cash Dec. 31, 1984	1,809,648.27
Employee Fringe Benefits	79,520.00	1 Vacant Land 3554 17.31	20,964,902.00	Taxes Receivable	364,941.97
Other Statutory Expenditures	10,055.56	2 Residential 3019 75.91	91,919,200.00	Tax Title Liens	361,139.68
CETA And Other Public Employment Programs		3 Farm 39 .27	323,700.00	Foreclosed Property	3,732,701.00
MUNICIPAL FUNCTIONS TOTAL	1,827,767.48	4a Commercial 72 6.17	7,475,500.00	Emergencies & Other Deferred Charges	9,356.48
CAPITAL IMPROVEMENTS *MEMC*	10,000.00	4b Industrial 3 .33	399,800.00	State and Federal Aid Receivable	2,022.10
DEBT SERVICE		4c Apartments		Other Receivables	100,205.65
Principal Payments	92,800.00	Total 6632	121,083,102.00	Total	6,380,015.15
Interest Payments	88,448.49	Land Area 34.90 Sq. Miles		LIABILITIES, RESERVES, AND SURPLUS	
DEFERRED CHARGES	57,614.09	Net Valuation Taxable-Municipal	125,135,196	Cash Liabilities	1,013,181.74
SCHOOL, COUNTY, SPECIAL DISTRICT TAXES	3,535,943.26	Net Valuation Taxable-County	172,972,336	Reserves for Receivables	4,553,988.30
RESERVE FOR UNCOLLECTED TAXES	542,557.00	State Equalized Valuation	190,686,816	Surplus Dec. 31, 1984	907,845.11
EXPENDITURES TOTAL	6,154,930.32	State Equalization Ratio	68.55	Total	6,380,015.15

1501
 Population 1980 619
 Population 1984 663
 S & P Rating
 Moody Rating
 General Tax Rate Per \$100. 1.14
 State Equalized Tax Rate .95

BARNEGAT LIGHT BOROUGH - OCEAN CO.
Form of Government:
Borough Council
Number of Members on Governing Body - 6

PER CAPITA:
 Gross Debt 961.56
 Net Debt 135.75
 Debt Service 37.71
 Total Tax Levy 2,146.64
 Municipal Expenditures 1,071.56
 PER CENT:
 Gross Debt .47
 Net Debt .07
 Tax Levy Collected 95.27
 Tax Levy Cancelled, Abated or Adjusted

EXPENDITURES		REVENUES-REALIZED		1984 PROPERTY TAX	
GENERAL GOVERNMENT				STATE EQUALIZED TAX RATE	
Governing Body & Public Boards		1984 Property Taxes Collected	1,353,930.17	Local District School Taxes .08	125,021.79
Municipal Clerk		1984 Payments in Lieu of Taxes		Regional & Consolidated School Tax .25	369,621.41
Financial Administration	8,950.00	Delinquent Tax & Lien Collections	67,705.46	School Taxes in Municipal Budget	
Assessment of Taxes	12,900.50	Business Personalty Replacement Taxes	5,978.88	County Taxes .44 *	648,958.13
Collection of Taxes	14,435.00	Taxes from Public Utilities	70,560.00	County Library Taxes .03	37,849.98
Planning, Housing & Development	8,000.00	Other Miscellaneous Tax Revenues		Local Municipal Purpose Taxes .16	231,400.00
Human Resources		State Aid Revenues	4,213.39	Veteran & Senior Citizen Taxes	13,950.00
Elections		Federal Aid Revenues		Total Taxes for Rate Computation .96	1,426,801.31
General Administration (other)	90,817.49	State and Local Fiscal Assistance Act Utilized	14,338.58	Special District Taxes	
JUDICIARY		Sale of Acquired Property		Bank Corp. Taxes	2,136.31
Municipal Courts	9,803.45	Other Miscellaneous Revenues	247,255.65	Added and Omitted Taxes	8,235.06
PUBLIC SAFETY		Total	1,764,482.13	Total Taxes Levied - ABSTRACT	1,423,222.68
Fire Protection	7,500.00	Prior Years Surplus Appropriated	248,200.00	Total Taxes Billed	1,353,930.17
Police Protection	91,333.58	REVENUES TOTAL	2,012,682.13	1984 TAXES COLLECTED	
Civil Defense & Disaster Control	1,700.00	Reserve For Uncollected Taxes	137,700.00	1984 Taxes Cancelled, Abated or Adjusted	
Environmental Inspection & Control	15,633.81			Transfer to Tax Title Liens or Foreclosed	
Other Public Safety		CAPITAL OUTLAY TOTAL		Balance Outstanding Dec. 31, 1984	67,156.20
PUBLIC WORKS				PRIOR YEARS TAXES OUTSTANDING	
Streets and Drainage	84,650.70	Public Enterprises		Balance January 1, 1984	68,188.10
Sewers and Sewage Processing		Recreation—Culture		Collected in 1984	67,644.60
Garbage and Trash Disposal	74,000.00	Public Works		Cancelled, Abated or Adjusted 1984	543.50
Public Buildings and Grounds	14,500.00	Buildings and Grounds		Transfers to Tax Title Liens or Foreclosed	
Other Public Works		Library and Education		Balance December 31, 1984	
HEALTH and WELFARE		Conservation		TAX TITLE LIENS OUTSTANDING	
Health Services Except Environmental	620.00	All Other		Balance January 1, 1984	2,175.29
Welfare-Public Assistance	2,100.00	CAPITAL DEBT AUTHORIZED, DECEMBER 31, 1984		Transfer From Taxes	
Hospitals, Clinics, First Aid	1,350.00	ISSUED AND UNISSUED		Redeemed in 1984	60.86
Animal, Insect, & Rodent Control		School	107,513	Cancelled, Abated or Adjusted (1984)	
Other Welfare Services		Self-liquidating	440,000	Transfers to Foreclosed Property	
RECREATION and CONSERVATION		Other	90,000	Balance December 31, 1984	2,114.43
Beaches and Boardwalks	61,256.00	Total	637,513	PROPERTY ACQUIRED BY DEED OR FORECLOSURE	
Parks, Playgrounds, Shade Trees	3,561.00	ISSUED AND OUTSTANDING		Balance January 1, 1984	2,700.00
Land Reclamation & Conservation		School	107,513.65	Transfers From Taxes or Liens	
Other Recreational Services	12,206.00	Self-liquidating	400,000.00	Sale for Cash (1984)	
EDUCATION (excluding schools)		Other	90,000.00	Cancelled, Abated or Adjusted (1984)	
Libraries	1,300.00	Total	597,513.65	Balance December 31, 1984	2,700.00
Other Educational Services		EQUALIZED VALUATION BASIS		CURRENT FINANCES DECEMBER 31, 1984	
STATUTORY EXPENDITURES		FOR NET DEBT COMPUTATION	136,738,755	ASSETS	
Pensions & F. I. C. A.	22,270.00	REAL PROPERTY VALUATIONS		Cash Dec. 31, 1984	804,787.63
Employee Fringe Benefits	4,200.00	Code Class # of Parcels % VAL'N		Taxes Receivable	67,156.20
Other Statutory Expenditures	3,400.00	1 Vacant Land 173 8.44	10,474,300.00	Tax Title Liens	2,114.43
CETA And Other Public Employment Programs		2 Residential 958 83.97	104,174,800.00	Foreclosed Property	2,700.00
MUNICIPAL FUNCTIONS TOTAL	546,497.53	3 Farm		Emergencies & Other Deferred Charges	
CAPITAL IMPROVEMENTS *MEMO*		4a Commercial 41 6.62	8,208,700.00	State and Federal Aid Receivable	1,343.45
DEBT SERVICE		4b Industrial		Other Receivables	59,136.47
Principal Payments	20,000.00	4c Apartments 5 .97	1,207,700.00	Total	937,238.18
Interest Payments	5,000.00	Total 1177	124,065,500.00	LIABILITIES, RESERVES, AND SURPLUS	
DEFERRED CHARGES	1,250.00	Land Area .70 Sq. Miles		Cash Liabilities	425,847.32
SCHOOL, COUNTY, SPECIAL DISTRICT TAXES	1,181,451.31	Net Valuation Taxable-Municipal	124,342,036	Reserves for Receivables	131,107.10
RESERVE FOR UNCOLLECTED TAXES	137,700.00	Net Valuation Taxable-County	138,005,828	Surplus Dec. 31, 1984	380,283.76
EXPENDITURES TOTAL	1,891,898.84	State Equalized Valuation	148,414,446	Total	937,238.18
		State Equalization Ratio	83.75		

0403
Population 1980 7,418
Population 1984 7,297
S & P Rating
Moody Rating A

General Tax Rate Per \$100. 6.72
State Equalized Tax Rate 3.19

BARRINGTON BOROUGH - CAMDEN CO.
Form of Government:
Borough Council
Number of Members on Governing Body - 6

PER CAPITA:
Gross Debt 299.64
Net Debt 253.14
Debt Service 29.12
Total Tax Levy 632.75
Municipal Expenditures 293.83
PER CENT:
Gross Debt 1.63
Net Debt 1.38
Tax Levy Collected 97.34
Tax Levy Cancelled, Abated or Adjusted .08

EXPENDITURES		REVENUES-REALIZED		1984 PROPERTY TAX	
GENERAL GOVERNMENT				STATE EQUALIZED TAX RATE	
Governing Body & Public Boards		1984 Property Taxes Collected	4,495,566.86	Local District School Taxes	1.39
Municipal Clerk		1984 Payments in Lieu of Taxes		Regional & Consolidated School Tax	
Financial Administration	19,597.68	Delinquent Tax & Lien Collections	167,011.28	School Taxes in Municipal Budget	
Assessment of Taxes	79,105.68	Business Personalty Replacement Taxes	241,286.48	County Taxes	1.09
Collection of Taxes	19,143.00	Taxes from Public Utilities	395,992.00	County Library Taxes	.03
Planning, Housing & Development	10,100.00	Other Miscellaneous Tax Revenues		Local Municipal Purpose Taxes	.67
Human Resources		State Aid Revenues	103,432.25	Veteran & Senior Citizen Taxes	
Elections		Federal Aid Revenues		Total Taxes for Rate Computation	3.18
General Administration (other)	291,582.20	State and Local Fiscal Assistance Act Utilized	29,108.00	Special District Taxes	
JUDICIARY		Sale of Acquired Property		Bank Corp. Taxes	166.56
Municipal Courts	24,129.60	Other Miscellaneous Revenues	121,887.38	Added and Omitted Taxes	17,272.16
PUBLIC SAFETY		Total	5,554,284.25	Total Taxes Levied - ABSTRACT	4,617,152.24
Fire Protection	49,050.00	Prior Years Surplus Appropriated	200,000.00	Total Taxes Billed	4,618,571.46
Police Protection	437,990.42	REVENUES TOTAL	5,754,284.25	1984 TAXES COLLECTED	4,495,566.86
Civil Defense & Disaster Control	1,750.00	Reserve For Uncollected Taxes	240,691.09	1984 Taxes Cancelled, Abated or Adjusted	3,718.34
Environmental Inspection & Control	9,350.00			Transfer to Tax Title Liens or Foreclosed	25,840.57
Other Public Safety		CAPITAL OUTLAY TOTAL	324,831.61	Balance Outstanding Dec. 31, 1984	93,445.69
PUBLIC WORKS				PRIOR YEARS TAXES OUTSTANDING	
Streets and Drainage	260,600.00	Public Enterprises	9,871.25	Balance January 1, 1984	165,929.07
Sewers and Sewage Processing		Recreation—Culture		Collected in 1984	158,689.60
Garbage and Trash Disposal	115,265.52	Public Works	257,460.26	Cancelled, Abated or Adjusted 1984	
Public Buildings and Grounds	15,100.00	Buildings and Grounds	57,500.10	Transfers to Tax Title Liens or Foreclosed	7,076.37
Other Public Works	47,750.00	Library and Education		Balance December 31, 1984	163.10
HEALTH and WELFARE		Conservation		TAX TITLE LIENS OUTSTANDING	
Health Services Except Environmental	5,670.00	All Other		Balance January 1, 1984	94,866.07
Welfare-Public Assistance	9,350.00			Transfer From Taxes	33,837.11
Hospitals, Clinics, First Aid		CAPITAL DEBT AUTHORIZED, DECEMBER 31, 1984		Redeemed in 1984	8,321.68
Animal, Insect, & Rodent Control		ISSUED AND UNISSUED		Cancelled, Abated or Adjusted (1984)	
Other Welfare Services		School	244,000	Transfers to Foreclosed Property	
RECREATION and CONSERVATION		Self-Liquidating	95,340	Balance December 31, 1984	120,381.50
Beaches and Boardwalks		Other	1,847,128	PROPERTY ACQUIRED BY DEED OR FORECLOSURE	
Parks, Playgrounds, Shade Trees	10,360.00	Total	2,186,468	Balance January 1, 1984	3,342.00
Land Reclamation & Conservation	850.00			Transfers From Taxes or Liens	
Other Recreational Services	6,550.00	ISSUED AND OUTSTANDING		Sale for Cash (1984)	
EDUCATION (excluding schools)		School	220,000.00	Cancelled, Abated or Adjusted (1984)	
Libraries	9,000.00	Self-Liquidating	69,800.00	Balance December 31, 1984	3,342.00
Other Educational Services		Other	1,747,750.00	CURRENT FINANCES DECEMBER 31, 1984	
STATUTORY EXPENDITURES		Total	2,037,550.00	ASSETS	
Pensions & F. I. C. A.	140,955.49	EQUALIZED VALUATION BASIS		Cash Dec. 31, 1984	680,047.62
Employee Fringe Benefits	75,950.00	FOR NET DEBT COMPUTATION	133,858,895	Taxes Receivable	93,608.79
Other Statutory Expenditures	6,300.00	REAL PROPERTY VALUATIONS		Tax Title Liens	120,381.50
CETA And Other Public Employment Programs		Code Class # of Parcels % VAL'N		Foreclosed Property	3,342.00
MUNICIPAL FUNCTIONS TOTAL	1,605,999.59	1 Vacant Land 63 .80	541,851.00	Emergencies & Other Deferred Charges	59,955.89
CAPITAL IMPROVEMENTS *MEMO*	12,055.89	2 Residential 1975 69.74	47,344,634.00	State and Federal Aid Receivable	4,834.97
DEBT SERVICE		3 Farm 1 .11	77,500.00	Other Receivables	10,504.04
Principal Payments	100,000.00	4a Commercial 59 5.86	3,978,750.00	Total	972,674.81
Interest Payments	112,501.98	4b Industrial 11 15.54	11,227,608.00	LIABILITIES, RESERVES, AND SURPLUS	
DEFERRED CHARGES	4,869.34	4c Apartments 8 6.95	4,720,400.00	Cash Liabilities	203,946.57
SCHOOL, COUNTY, SPECIAL DISTRICT TAXES	3,525,313.52	Total 2122	67,890,743.00	Reserves for Receivables	227,836.33
RESERVE FOR UNCOLLECTED TAXES	240,691.09	Land Area 1.59 Sq. Miles		Surplus Dec. 31, 1984	540,891.91
EXPENDITURES TOTAL	5,770,376.02	Net Valuation Taxable-Municipal	58,522,625	Total	972,674.81
		Net Valuation Taxable-County	133,718,975		
		State Equalized Valuation	143,835,202		
		State Equalization Ratio	47.41		

0301

Population 1980 1,344
 Population 1984 1,395
 S & P Rating
 Moody Rating

General Tax Rate Per \$100.

4.10

State Equalized Tax Rate

2.31

BASS RIVER TOWNSHIP – BURLINGTON CO.
Form of Government:
Commission (1911)
Number of Members on Governing Body – 3

PER CAPITA:

Gross Debt 1,404.54
 Net Debt 738.05
 Debt Service 2.69
 Total Tax Levy 831.34
 Municipal Expenditures 373.44

PER CENT:

Gross Debt 4.18
 Net Debt 2.20
 Tax Levy Collected 87.34
 Tax Levy Cancelled, Abated or Adjusted

EXPENDITURES		REVENUES-REALIZED		1984 PROPERTY TAX	
GENERAL GOVERNMENT				STATE EQUALIZED TAX RATE $\frac{1}{100}$	
Governing Body & Public Boards		1984 Property Taxes Collected	1,012,826.42	Local District School Taxes .79	392,881.00
Municipal Clerk		1984 Payments in Lieu of Taxes		Regional & Consolidated School Tax .87	435,533.99
Financial Administration	8,400.00	Delinquent Tax & Lien Collections	167,795.14	School Taxes in Municipal Budget	
Assessment of Taxes	47,200.00	Business Personalty Replacement Taxes	22,269.83	County Taxes .56	281,824.36
Collection of Taxes	16,000.00	Taxes from Public Utilities	82,904.00	County Library Taxes .03	15,731.94
Planning, Housing & Development	3,900.00	Other Miscellaneous Tax Revenues		Local Municipal Purpose Taxes .05	25,300.00
Human Resources		State Aid Revenues	6,168.40	Veteran & Senior Citizen Taxes	23,300.00
Elections		Federal Aid Revenues		Total Taxes for Rate Computation 2.30	1,174,571.29
General Administration (other)	62,325.26	State and Local Fiscal Assistance Act Utilized	27,821.74	Special District Taxes	
JUDICIARY		Sale of Acquired Property		Bank Corp. Taxes	84.21
Municipal Courts	21,500.00	Other Miscellaneous Revenues	110,495.42	Added and Omitted Taxes	8,370.16
PUBLIC SAFETY		Total	1,430,230.95	Total Taxes Levied - ABSTRACT	1,159,725.66
Fire Protection	16,000.00	Prior Years Surplus Appropriated	133,150.00	Total Taxes Billed	1,159,641.45
Police Protection	4,400.00	REVENUES TOTAL	1,563,430.95	1984 TAXES COLLECTED	1,012,876.42
Civil Defense & Disaster Control	400.00	Reserve For Uncollected Taxes	200,050.00	1984 Taxes Cancelled, Abated or Adjusted	
Environmental Inspection & Control	11,400.00	CAPITAL OUTLAY TOTAL	5,376.27	Transfer to Tax Title Liens or Foreclosed	
Other Public Safety				Balance Outstanding Dec. 31, 1984	146,815.03
PUBLIC WORKS				PRIOR YEARS TAXES OUTSTANDING	
Streets and Drainage	31,609.74	Public Enterprises		Balance January 1, 1984	164,379.77
Sewers and Sewage Processing	23,100.00	Recreation—Culture		Collected in 1984	154,311.50
Garbage and Trash Disposal		Public Works	5,376.27	Cancelled, Abated or Adjusted 1984	
Public Buildings and Grounds	6,000.00	Buildings and Grounds		Transfers to Tax Title Liens or Foreclosed	
Other Public Works		Library and Education		Balance December 31, 1984	10,068.27
HEALTH and WELFARE		Conservation		TAX TITLE LIENS OUTSTANDING	
Health Services Except Environmental	950.00	All Other		Balance January 1, 1984	93,521.35
Welfare-Public Assistance	1,550.00	CAPITAL DEBT AUTHORIZED, DECEMBER 31, 1984		Transfer From Taxes	
Hospitals, Clinics, First Aid		ISSUED AND UNISSUED		Redeemed in 1984	13,483.64
Animal, Insect, & Rodent Control	5,100.00	School	929,752	Cancelled, Abated or Adjusted (1984)	
Other Welfare Services		Self-liquidating	1,029,574	Transfers to Foreclosed Property	
RECREATION and CONSERVATION		Other	1,959,327	Balance December 31, 1984	80,037.71
Beaches and Boardwalks		ISSUED AND OUTSTANDING		PROPERTY ACQUIRED BY DEED OR FORECLOSURE	
Parks, Playgrounds, Shade Trees	240.00	School	929,752.83	Balance January 1, 1984	3,700.00
Land Reclamation & Conservation	1,000.00	Self-Liquidating	1,21,000.00	Transfers From Taxes or Liens	
Other Recreational Services		Other	1,050,752.83	Sale for Cash (1984)	
EDUCATION (excluding schools)		Total		Cancelled, Abated or Adjusted (1984)	
Libraries	275.00	EQUALIZED VALUATION BASIS FOR NET DEBT COMPUTATION	46,924,325	Balance December 31, 1984	3,700.00
Other Educational Services		REAL PROPERTY VALUATIONS		CURRENT FINANCES DECEMBER 31, 1984	
STATUTORY EXPENDITURES		Code Class # of Parcels % VAL'N		ASSETS	
Pensions & F. I. C. A.	12,600.00	1 Vacant Land 741 25.32	6,974,984.00	Cash Dec. 31, 1984	430,550.40
Employee Fringe Benefits		2 Residential 497 57.53	15,848,550.00	Taxes Receivable	156,883.30
Other Statutory Expenditures	1,108.36	3 Farm 21 2.58	709,340.00	Tax Title Liens	80,037.71
CETA And Other Public Employment Programs		4a Commercial 42 14.58	4,015,600.00	Foreclosed Property	3,700.00
MUNICIPAL FUNCTIONS TOTAL	275,058.36	4b Industrial		Emergencies & Other Deferred Charges	37,500.00
CAPITAL IMPROVEMENTS *MEMO*		4c Apartments		State and Federal Aid Receivable	1,939.67
DEBT SERVICE		Total	27,548,474.00	Other Receivables	2,505.08
Principal Payments	3,000.00	Land Area 77.35 Sq. Miles		LIABILITIES, RESERVES, AND SURPLUS	
Interest Payments	750.00	Net Valuation Taxable-Municipal	28,066,920	Cash Liabilities	278,100.30
DEFERRED CHARGES		Net Valuation Taxable-County	47,071,972	Reserves for Receivables	243,126.09
SCHOOL, COUNTY, SPECIAL DISTRICT TAXES	1,125,971.29	State Equalized Valuation	49,510,930	Surplus Dec. 31, 1984	191,889.77
RESERVE FOR UNCOLLECTED TAXES	200,050.00	State Equalization Ratio	56.23	Total	713,116.16
EXPENDITURES TOTAL	1,646,921.29				

1502
Population 1980 1,340
Population 1984 1,319
S & P Rating
Moody Rating A

General Tax Rate Per \$100. 2.20
State Equalized Tax Rate 1.17

BAY HEAD BOROUGH – OCEAN COUNTY
Form of Government:
Borough Council
Number of Members on Governing Body – 6

PER CAPITA:
Gross Debt 945.89
Net Debt 945.89
Debt Service 154.97
Total Tax Levy 1,597.47
Municipal Expenditures 1,089.32

PER CENT:
Gross Debt .80
Net Debt .80
Tax Levy Collected 97.43
Tax Levy Cancelled, Abated or Adjusted

EXPENDITURES		REVENUES-REALIZED		1984 PROPERTY TAX	
GENERAL GOVERNMENT				STATE EQUALIZED TAX RATE	
Governing Body & Public Boards		1984 Property Taxes Collected	2,046,673.94	Local District School Taxes	.38 680,796.00
Municipal Clerk		1984 Payments in Lieu of Taxes		Regional & Consolidated School Tax	
Financial Administration		Delinquent Tax & Lien Collections	70,092.12	School Taxes in Municipal Budget	
Assessment of Taxes	40,500.00	Business Personality Replacement Taxes	8,387.52	County Taxes	.41 * 736,996.40
Collection of Taxes	17,967.30	Taxes from Public Utilities	133,721.00	County Library Taxes	.02 42,980.34
Planning, Housing & Development	7,060.00	Other Miscellaneous Tax Revenues		Local Municipal Purpose Taxes	.35 628,600.00
Human Resources		State Aid Revenues	8,404.52	Veteran & Senior Citizen Taxes	
Elections	400.00	Federal Aid Revenues		Total Taxes for Rate Computation	1.16 2,103,122.74
General Administration (other)	126,250.00	State and Local Fiscal Assistance Act Utilized	29,226.00	Special District Taxes	
JUDICIARY		Sale of Acquired Property		Bank Corp. Taxes	6,345.67
Municipal Courts	21,100.00	Other Miscellaneous Revenues	370,811.90	Added and Omitted Taxes	11,345.53
PUBLIC SAFETY		Total	2,667,317.00	Total Taxes Levied - ABSTRACT	2,107,063.94
Fire Protection	34,380.00	Prior Years Surplus Appropriated	300,000.00	Total Taxes Billed	2,100,718.27
Police Protection	222,792.00	REVENUES TOTAL	2,967,317.00	1984 TAXES COLLECTED	2,046,673.94
Civil Defense & Disaster Control	700.00	Reserve For Uncollected Taxes	140,657.22	1984 Taxes Cancelled, Abated or Adjusted	
Environmental Inspection & Control	7,610.00	CAPITAL OUTLAY TOTAL	134,072.42	Transfer to Tax Title Liens or Foreclosed	
Other Public Safety				Balance Outstanding Dec. 31, 1984	54,044.33
PUBLIC WORKS		Public Enterprises		PRIOR YEARS TAXES OUTSTANDING	
Streets and Drainage	76,000.85	Recreation—Culture		Balance January 1, 1984	58,164.96
Sewers and Sewage Processing	252,000.00	Public Works	134,072.42	Collected in 1984	56,639.21
Garbage and Trash Disposal	132,725.00	Buildings and Grounds		Cancelled, Abated or Adjusted 1984	
Public Buildings and Grounds	48,715.00	Library and Education		Transfers to Tax Title Liens or Foreclosed	
Other Public Works		Conservation		Balance December 31, 1984	1,525.75
HEALTH and WELFARE		All Other		TAX TITLE LIENS OUTSTANDING	
Health Services Except Environmental	970.00	CAPITAL DEBT AUTHORIZED, DECEMBER 31, 1984		Balance January 1, 1984	13,452.91
Welfare-Public Assistance	2,025.00	ISSUED AND UNISSUED GROSS DEBT NET DEBT		Transfer From Taxes	
Hospitals, Clinics, First Aid		School		Redeemed in 1984	13,452.91
Animal, Insect, & Rodent Control	500.00	Self-liquidating	1,247,635	Cancelled, Abated or Adjusted (1984)	
Other Welfare Services		Other	1,247,635	Transfers to Foreclosed Property	
RECREATION and CONSERVATION		Total	1,247,635	Balance December 31, 1984	
Beaches and Boardwalks	1,900.00	ISSUED AND OUTSTANDING		PROPERTY ACQUIRED BY DEED OR	
Parks, Playgrounds, Shade Trees	4,200.00	School		FORECLOSURE	
Land Reclamation & Conservation		Self-Liquidating		Balance January 1, 1984	
Other Recreational Services		Other	1,046,164.61	Transfers From Taxes or Liens	
EDUCATION (excluding schools)		Total	1,046,164.61	Sale for Cash (1984)	
Libraries	6,800.00	EQUALIZED VALUATION BASIS		Cancelled, Abated or Adjusted (1984)	
Other Educational Services		FOR NET DEBT COMPUTATION	156,391,323	Balance December 31, 1984	
STATUTORY EXPENDITURES		REAL PROPERTY VALUATIONS		CURRENT FINANCES DECEMBER 31, 1984	
Pensions & F. I. C. A.	68,305.63	Code Class # of Parcels % VAL'N		ASSETS	
Employee Fringe Benefits	18,850.00	1 Vacant Land 104 4.51	4,269,200.00	Cash Dec. 31, 1984	769,521.91
Other Statutory Expenditures		2 Residential 399 89.21	84,594,400.00	Taxes Receivable	55,570.08
CETA And Other Public Employment Programs	1,091,750.78	3 Farm		Tax Title Liens	
MUNICIPAL FUNCTIONS		4a Commercial 40 6.00	5,687,000.00	Foreclosed Property	
CAPITAL IMPROVEMENTS *MFM(1*	10,000.00	4b Industrial .17	165,300.00	Emergencies & Other Deferred Charges	53,500.00
DEBT SERVICE		4c Apartments 1		State and Federal Aid Receivable	672.85
Principal Payments	180,000.00	Total 1044	94,715,300.00	Other Receivables	9,810.56
Interest Payments	24,409.30	Land Area .60 Sq. Miles		Total	889,075.40
DEFERRED CHARGES		Net Valuation Taxable-Municipal	95,109,354	LIABILITIES, RESERVES, AND SURPLUS	
SCHOOL, COUNTY, SPECIAL DISTRICT TAXES	1,460,772.74	Net Valuation Taxable-County	156,837,124	Cash Liabilities	459,457.86
RESERVE FOR UNCOLLECTED TAXES	140,657.22	State Equalized Valuation	178,442,939	Reserves for Receivables	65,380.64
EXPENDITURES		State Equalization Ratio	53.32	Surplus Dec. 31, 1984	364,236.90
TOTAL	2,877,590.04			Total	889,075.40

0901
 Population 1980 65,047
 Population 1984 63,731
 S & P Rating A
 Moody Rating A
 General Tax Rate Per \$100. 9.45
 State Equalized Tax Rate 3.32

BAYONNE CITY – HUDSON COUNTY
Form of Government:
Mayor–Council Plan C (OMCL 50)
Number of Members on Governing Body – 5

PER CAPITA:
 Gross Debt 402.15
 Net Debt 83.57
 Debt Service 36.32
 Total Tax Levy 624.32
 Municipal Expenditures 491.75
 PER CENT:
 Gross Debt 2.79
 Net Debt .58
 Tax Levy Collected 98.05
 Tax Levy Cancelled, Abated or Adjusted .06

EXPENDITURES		REVENUES-REALIZED		1984 PROPERTY TAX	
GENERAL GOVERNMENT				STATE EQUALIZED TAX RATE → 3.32	
Governing Body & Public Boards	246,900.00	1984 Property Taxes Collected	38,951,890.04	Local District School Taxes	14,052,365.00
Municipal Clerk	134,000.00	1984 Payments in Lieu of Taxes	535,478.36	Regional & Consolidated School Tax	
Financial Administration	311,250.00	Delinquent Tax & Lien Collections	597,317.54	School Taxes in Municipal Budget	757,592.89
Assessment of Taxes	110,950.00	Business Personalty Replacement Taxes	2,816,890.00	County Taxes	9,989,574.77
Collection of Taxes	133,250.00	Taxes from Public Utilities	3,216,167.00	County Library Taxes	
Planning, Housing & Development	64,000.00	Other Miscellaneous Tax Revenues		Local Municipal Purpose Taxes	14,861,363.20
Human Resources	456,105.00	State Aid Revenues	2,101,319.19	Veteran & Senior Citizen Taxes	548,800.00
Elections	25,770.00	Federal Aid Revenues		Total Taxes for Rate Computation	40,209,695.96
General Administration (other)	1,417,385.00	State and Local Fiscal Assistance Act Utilized	761,095.16	Special District Taxes	
JUDICIARY		Sale of Acquired Property		Bank Corp. Taxes	61,666.31
Municipal Courts	733,156.28	Other Miscellaneous Revenues	3,439,914.87	Added and Omitted Taxes	66,221.57
PUBLIC SAFETY		Total	52,420,072.16	Total Taxes Levied - ABSTRACT	39,788,783.84
Fire Protection	5,163,100.00	Prior Years Surplus Appropriated	3,400,000.00	Total Taxes Billed	39,727,117.53
Police Protection	5,369,140.00	REVENUES TOTAL	55,820,072.16	1984 TAXES COLLECTED	38,951,890.04
Civil Defense & Disaster Control	30,840.00	Reserve For Uncollected Taxes	1,870,517.56	1984 Taxes Cancelled, Abated or Adjusted	22,855.38
Environmental Inspection & Control	220,500.00	CAPITAL OUTLAY TOTAL	2,657,573.16	Transfer to Tax Title Liens or Foreclosed	65,237.55
Other Public Safety	14,650.00			Balance Outstanding Dec. 31, 1984	687,134.56
PUBLIC WORKS		Public Enterprises	5,052.82	PRIOR YEARS TAXES OUTSTANDING	
Streets and Drainage	1,437,900.00	Recreation—Culture	67,017.78	Balance January 1, 1984	704,006.46
Sewers and Sewage Processing		Public Works	72,559.87	Collected in 1984	500,872.54
Garbage and Trash Disposal	1,085,000.00	Buildings and Grounds	25,123.56	Cancelled, Abated or Adjusted 1984	1,474.51
Public Buildings and Grounds	922,800.00	Library and Education	2,487,819.03	Transfers to Tax Title Liens or Foreclosed	18,674.78
Other Public Works	433,500.00	Conservation		Balance December 31, 1984	182,984.63
HEALTH and WELFARE		All Other		TAX TITLE LIENS OUTSTANDING	
Health Services Except Environmental	465,752.07	CAPITAL DEBT AUTHORIZED, DECEMBER 31, 1984		Balance January 1, 1984	133,982.18
Welfare-Public Assistance	215,000.00	ISSUED AND UNISSUED		Transfer From Taxes	87,346.78
Hospitals, Clinics, First Aid	152,500.00	School	19,038,000	Redeemed in 1984	96,445.00
Animal, Insect, & Rodent Control	8,000.00	Self-liquidating	1,265,337	Cancelled, Abated or Adjusted (1984)	
Other Welfare Services	156,925.00	Other	5,326,000	Transfers to Foreclosed Property	
RECREATION and CONSERVATION		Total	25,629,337	Balance December 31, 1984	124,883.96
Beaches and Boardwalks		ISSUED AND OUTSTANDING		PROPERTY ACQUIRED BY DEED OR FORECLOSURE	
Parks, Playgrounds, Shade Trees	523,000.00	School	11,121,000.00	Balance January 1, 1984	2,936,441.00
Land Reclamation & Conservation	500.00	Self-Liquidating	810,000.00	Transfers From Taxes or Liens	
Other Recreational Services	579,900.00	Other	4,633,000.00	Sale for Cash (1984)	10,700.00
EDUCATION (excluding schools)		Total	16,564,000.00	Cancelled, Abated or Adjusted (1984)	
Libraries	880,425.00	EQUALIZED VALUATION BASIS		Balance December 31, 1984	2,925,741.00
Other Educational Services		FOR NET DEBT COMPUTATION	918,325,930	CURRENT FINANCES DECEMBER 31, 1984	
STATUTORY EXPENDITURES		REAL PROPERTY VALUATIONS		ASSETS	
Pensions & F. I. C. A.	3,448,164.00	Code Class # of Parcels % VAL'N		Cash Dec. 31, 1984	10,102,994.72
Employee Fringe Benefits	1,383,200.00	1 Vacant Land 522 2.64	10,901,000.00	Taxes Receivable	870,119.19
Other Statutory Expenditures	70,000.00	2 Residential 9683 44.76	184,477,750.00	Tax Title Liens	124,883.96
CETA And Other Public Employment Programs	112,012.13	3 Farm		Foreclosed Property	2,925,741.00
MUNICIPAL FUNCTIONS TOTAL	26,305,574.48	4a Commercial 1421 13.59	56,015,900.00	Emergencies & Other Deferred Charges	225,000.00
CAPITAL IMPROVEMENTS *MEMO*	25,000.00	4b Industrial 176 33.58	138,426,400.00	State and Federal Aid Receivable	37,145.48
DEBT SERVICE		4c Apartments 365 5.42	22,351,600.00	Other Receivables	602,689.14
Principal Payments	1,696,250.00	Total 12172	412,172,650.00	Total	14,888,573.49
Interest Payments	618,317.41	Land Area 5.39 Sq. Miles		LIABILITIES, RESERVES, AND SURPLUS	
TYPE I SCHL DEBT *MEMO	640,073.10	Net Valuation Taxable-Municipal	419,590,269	Cash Liabilities	4,339,082.82
DEFERRED CHARGES	211,577.94	Net Valuation Taxable-County	981,737,053	Reserves for Receivables	4,378,877.80
SCHOOL, COUNTY, SPECIAL DISTRICT TAXES	24,799,532.66	State Equalized Valuation	1,026,952,296	Surplus Dec. 31, 1984	6,170,612.87
RESERVE FOR UNCOLLECTED TAXES	1,870,517.56	State Equalization Ratio	40.45	Total	14,888,573.49
EXPENDITURES TOTAL	55,501,770.05				

1503
Population 1980 1,714
Population 1984 1,795
S & P Rating
Moody Rating BAA1

General Tax Rate Per \$100.
1.30
State Equalized Tax Rate
1.18

BEACH HAVEN BOROUGH – OCEAN CO.
Form of Government:
Commission (1911)
Number of Members on Governing Body – 3

PER CAPITA:
Gross Debt 1,448.38
Net Debt 889.70
Debt Service 91.01
Totl Tax Levy 1,829.19
Municipal Expenditures 1,069.34
PER CENT:
Gross Debt 1.09
Net Debt .67
Tax Levy Collected 94.13
Tax Levy Cancelled, Abated or Adjusted

EXPENDITURES		REVENUES-REALIZED		1984 PROPERTY TAX	
GENERAL GOVERNMENT				STATE EQUALIZED TAX RATE	
Governing Body & Public Boards	100.00	1984 Property Taxes Collected	3,077,015.53	Local District School Taxes	.15 408,661.00
Municipal Clerk		1984 Payments in Lieu of Taxes		Regional & Consolidated School Tax	.24 639,079.80
Financial Administration	29,500.00	Delinquent Tax & Lien Collections	200,577.25	School Taxes in Municipal Budget	
Assessment of Taxes	31,600.00	Business Personalty Replacement Taxes	25,666.52	County Taxes	.39 * 1,042,066.86
Collection of Taxes	23,252.00	Taxes from Public Utilities	206,271.00	County Library Taxes	
Planning, Housing & Development	22,700.00	Other Miscellaneous Tax Revenues		Local Municipal Purpose Taxes	.39 1,043,400.00
Human Resources		State Aid Revenues	10,685.14	Veteran & Senior Citizen Taxes	31,700.00
Elections		Federal Aid Revenues		Total Taxes for Rate Computation	1.17 3,164,907.66
General Administration (other)	156,215.00	State and Local Fiscal Assistance Act Utilized	43,450.99	Special District Taxes	
JUDICIARY		Sale of Acquired Property		Bank Corp. Taxes	14,615.66
Municipal Courts	19,635.00	Other Miscellaneous Revenues	408,998.54	Added and Omitted Taxes	135,564.79
PUBLIC SAFETY		Total	3,972,664.97	Total Taxes Levied - ABSTRACT	3,283,388.11
Fire Protection	15,600.00	Prior Years Surplus Appropriated	328,000.00	Total Taxes Billed	3,268,772.45
Police Protection	318,819.99	REVENUES TOTAL	4,300,664.97	1984 TAXES COLLECTED	3,077,015.53
Civil Defense & Disaster Control	3,100.00	Reserve For Uncollected Taxes	258,730.00	1984 Taxes Cancelled, Abated or Adjusted	
Environmental Inspection & Control	14,700.00	CAPITAL OUTLAY TOTAL	789,946.53	Transfer to Tax Title Liens or Foreclosed	1,280.82
Other Public Safety				Balance Outstanding Dec. 31, 1984	190,476.10
PUBLIC WORKS				PRIOR YEARS TAXES OUTSTANDING	
Streets and Drainage	212,760.09	Public Enterprises	615,431.58	Balance January 1, 1984	200,577.25
Sewers and Sewage Processing		Recreation—Culture	9,577.17	Collected in 1984	200,577.25
Garbage and Trash Disposal	168,924.40	Public Works	125,374.68	Cancelled, Abated or Adjusted 1984	
Public Buildings and Grounds	81,653.54	Buildings and Grounds	31,819.60	Transfers to Tax Title Liens or Foreclosed	
Other Public Works		Library and Education	7,693.50	Balance December 31, 1984	
HEALTH and WELFARE		Conservation		TAX TITLE LIENS OUTSTANDING	
Health Services Except Environmental	37,244.00	All Other		Balance January 1, 1984	3,679.76
Welfare-Public Assistance	2,000.00	CAPITAL DEBT AUTHORIZED, DECEMBER 31, 1984		Transfer From Taxes	1,280.82
Hospitals, Clinics, First Aid	2,000.00	ISSUED AND UNISSUED		Redeemed in 1984	
Animal, Insect, & Rodent Control	1,600.00	School	167,826	Cancelled, Abated or Adjusted (1984)	
Other Welfare Services		Self-liquidating	835,000	Transfers to Foreclosed Property	
RECREATION and CONSERVATION		Other	1,597,009	Balance December 31, 1984	4,960.58
Beaches and Boardwalks	102,769.67	Total	2,599,336	PROPERTY ACQUIRED BY DEED OR FORECLOSURE	
Parks, Playgrounds, Shade Trees	11,452.00	ISSUED AND OUTSTANDING		Balance January 1, 1984	24,705.00
Land Reclamation & Conservation		School	167,826.71	Transfers From Taxes or Liens	
Other Recreational Services	9,525.56	Self-liquidating	730,000.00	Sale for Cash (1984)	
EDUCATION (excluding schools)		Other	1,541,825.00	Cancelled, Abated or Adjusted (1984)	
Libraries	31,403.74	Total	2,439,651.71	Balance December 31, 1984	24,705.00
Other Educational Services	500.00	EQUALIZED VALUATION BASIS		CURRENT FINANCES DECEMBER 31, 1984	
STATUTORY EXPENDITURES		FOR NET DEBT COMPUTATION	238,417,196	ASSETS	
Pensions & F. I. C. A.	113,915.39	REAL PROPERTY VALUATIONS		Cash Dec. 31, 1984	1,294,094.74
Employee Fringe Benefits	52,099.00	Code Class # of Parcels % VAL'N		Taxes Receivable	190,476.10
Other Statutory Expenditures	10,041.53	1 Vacant Land 214 4.97	11,929,100.00	Tax Title Liens	4,960.58
CETA And Other Public Employment Programs		2 Residential 1617 76.22	132,308,400.00	Foreclosed Property	24,705.00
MUNICIPAL FUNCTIONS TOTAL	1,477,110.96	3 Farm		Emergencies & Other Deferred Charges	63,395.59
CAPITAL IMPROVEMENTS *MEMO*	15,000.00	4a Commercial 115 12.65	30,335,900.00	State and Federal Aid Receivable	
DEBT SERVICE		4b Industrial		Other Receivables	51,941.54
Principal Payments	78,000.00	4c Apartments 112 6.16	14,768,096.00	Total	1,629,573.55
Interest Payments	85,367.65	Total 2053	239,341,496.00	LIABILITIES, RESERVES, AND SURPLUS	
DEFERRED CHARGES	20,259.04	Land Area 1.00 Sq. Miles		Cash Liabilities	761,006.92
SCHOOL, COUNTY, SPECIAL DISTRICT TAXES	2,089,307.66	Net Valuation Taxable-Municipal	241,311,736	Reserves for Receivables	272,083.22
RESERVE FOR UNCOLLECTED TAXES	258,730.00	Net Valuation Taxable-County	239,624,602	Surplus Dec. 31, 1984	596,483.41
EXPENDITURES TOTAL	4,009,275.31	State Equalized Valuation	265,061,340	Total	1,629,573.55
		State Equalization Ratio	90.99		

1504
Population 1980 7,687
Population 1984 8,051
S & P Rating
Moody Rating BAA1

General Tax Rate Per \$100.
3.62
State Equalized Tax Rate
2.58

BEACHWOOD BOROUGH – OCEAN COUNTY
Form of Government:
Borough Council
Number of Members on Governing Body – 6

PER CAPITA:
Gross Debt 787.80
Net Debt 289.70
Debt Service 32.45
Total Tax Levy 485.35
Municipal Expenditures 245.40
PER CENT:
Gross Debt 4.51
Net Debt 1.66
Tax Levy Collected 92.91
Tax Levy Cancelled, Abated or Adjusted

EXPENDITURES		REVENUES-REALIZED		1984 PROPERTY TAX	
GENERAL GOVERNMENT		1984 Property Taxes Collected		STATE EQUALIZED TAX RATE →	
Governing Body & Public Boards		1984 Payments in Lieu of Taxes	3,630,473.84	Local District School Taxes	
Municipal Clerk		Delinquent Tax & Lien Collections	314,306.18	Regional & Consolidated School Tax	1.58
Financial Administration	31,050.00	Business Personalty Replacement Taxes	10,925.88	School Taxes in Municipal Budget	
Assessment of Taxes	14,025.00	Taxes from Public Utilities	306,710.00	County Taxes	.45 *
Collection of Taxes	34,160.00	Other Miscellaneous Tax Revenues	78,776.32	County Library Taxes	.03
Planning, Housing & Development	8,900.00	State Aid Revenues	5,000.00	Local Municipal Purpose Taxes	.52
Human Resources		Federal Aid Revenues	106,124.00	Veteran & Senior Citizen Taxes	
Elections	3,500.00	State and Local Fiscal Assistance Act Utilized	766.62	Total Taxes for Rate Computation	2.58
General Administration (other)	182,208.31	Sale of Acquired Property	471,287.25	Special District Taxes	
JUDICIARY		Other Miscellaneous Revenues	4,924,370.09	Bank Corp. Taxes	
Municipal Courts	40,970.00	Total	499,222.00	Added and Omitted Taxes	
PUBLIC SAFETY		Prior Years Surplus Appropriated	5,423,592.09	Total Taxes Levied - ABSTRACT	23,881.69
Fire Protection	38,385.00	REVENUES TOTAL	5,423,592.09	Total Taxes Billed	3,907,525.54
Police Protection	357,647.49	Reserve For Uncollected Taxes	392,262.00	1984 TAXES COLLECTED	3,907,683.89
Civil Defense & Disaster Control	6,830.00	CAPITAL OUTLAY TOTAL	1,871,714.62	1984 Taxes Cancelled, Abated or Adjusted	3,630,473.84
Environmental Inspection & Control	9,860.00	Public Enterprises	604,590.69	Transfer to Tax Title Liens or Foreclosed	
Other Public Safety		Recreation—Culture	6,365.40	Balance Outstanding Dec. 31, 1984	10,514.82
PUBLIC WORKS		Public Works	1,001,951.39		266,695.23
Streets and Drainage	171,525.00	Buildings and Grounds	258,807.14	PRIOR YEARS TAXES OUTSTANDING	
Sewers and Sewage Processing		Library and Education		Balance January 1, 1984	292,127.66
Garbage and Trash Disposal	133,000.00	Conservation		Collected in 1984	281,016.14
Public Buildings and Grounds	66,141.00	All Other		Cancelled, Abated or Adjusted 1984	
Other Public Works		CAPITAL DEBT AUTHORIZED, DECEMBER 31, 1984		Transfers to Tax Title Liens or Foreclosed	6,041.62
HEALTH and WELFARE		ISSUED AND UNISSUED		Balance December 31, 1984	5,069.90
Health Services Except Environmental	2,642.00	School	1,374,913	TAX TITLE LIENS OUTSTANDING	
Welfare-Public Assistance	9,680.00	Self-liquidating	2,635,300	Balance January 1, 1984	50,268.07
Hospitals, Clinics, First Aid		Other	2,332,365	Transfer From Taxes	17,556.61
Animal, Insect, & Rodent Control		Total	6,342,578	Redeemed in 1984	33,290.04
Other Welfare Services		ISSUED AND OUTSTANDING		Cancelled, Abated or Adjusted (1984)	
RECREATION and CONSERVATION		School	1,374,913.86	Transfers to Foreclosed Property	
Beaches and Boardwalks	11,300.00	Self-liquidating	2,241,000.00	Balance December 31, 1984	34,534.64
Parks, Playgrounds, Shade Trees	2,700.00	Other	2,323,350.00	PROPERTY ACQUIRED BY DEED OR	
Land Reclamation & Conservation		Total	5,939,263.86	FORECLOSURE	
Other Recreational Services	15,475.00	EQUALIZED VALUATION BASIS		Balance January 1, 1984	1,019,490.00
EDUCATION (excluding schools)		FOR NET DEBT COMPUTATION	140,524,602	Transfers From Taxes or Liens	
Libraries	2,802.00	REAL PROPERTY VALUATIONS		Sale for Cash (1984)	1,100.00
Other Educational Services		Code Class # of Parcels % VAL'N		Cancelled, Abated or Adjusted (1984)	
STATUTORY EXPENDITURES		1 Vacant Land 1667 6.13	6,521,850.00	Balance December 31, 1984	1,018,390.00
Pensions & F. I. C. A.	90,963.52	2 Residential 2744 89.92	95,734,550.00	CURRENT FINANCES DECEMBER 31, 1984	
Employee Fringe Benefits	56,300.00	3 Farm		ASSETS	
Other Statutory Expenditures	14,002.89	4a Commercial 64 3.96	4,214,900.00	Cash Dec. 31, 1984	2,499,360.61
CETA And Other Public Employment Programs		4b Industrial		Taxes Receivable	271,765.13
MUNICIPAL FUNCTIONS TOTAL	1,304,667.21	4c Apartments		Tax Title Liens	34,534.64
CAPITAL IMPROVEMENTS *MEMO*	15,125.00	Total	106,471,300.00	Foreclosed Property	1,018,390.00
DEBT SERVICE		Land Area 2.80 Sq. Miles		Emergencies & Other Deferred Charges	
Principal Payments	134,485.00	Net Valuation Taxable-Municipal	107,198,411	State and Federal Aid Receivable	
Interest Payments	126,739.12	Net Valuation Taxable-County	143,360,392	Other Receivables	407,363.08
DEFERRED CHARGES	17,527.48	State Equalized Valuation	150,034,782	Total	4,231,413.46
SCHOOL, COUNTY, SPECIAL DISTRICT TAXES	3,094,643.35	State Equalization Ratio	71.31	LIABILITIES, RESERVES, AND SURPLUS	
RESERVE FOR UNCOLLECTED TAXES	392,262.00			Cash Liabilities	1,429,929.66
EXPENDITURES TOTAL	5,070,324.66			Reserves for Receivables	1,732,052.85
				Surplus Dec. 31, 1984	1,069,430.95
				Total	4,231,413.46

1801
Population 1980 2,469
Population 1984 2,911
S & P Rating
Moody Rating

General Tax Rate Per \$100. 2.04
State Equalized Tax Rate 1.07

BEDMINSTER TOWNSHIP – SOMERSET CO.
Form of Government:
Township Committee
Number of Members on Governing Body – 3

PER CAPITA:
Gross Debt 1,882.16
Net Debt 1,854.85
Debt Service 36.22
Total Tax Levy 1,280.65
Municipal Expenditures 644.01

PER CENT:
Gross Debt 1.95
Net Debt 1.93
Tax Levy Collected 97.13
Tax Levy Cancelled, Abated or Adjusted

EXPENDITURES		REVENUES-REALIZED		1984 PROPERTY TAX	
GENERAL GOVERNMENT				STATE EQUALIZED TAX RATE → .33	
Governing Body & Public Boards		1984 Property Taxes Collected 3,622,922.76		Local District School Taxes	1,079,398.00
Municipal Clerk		1984 Payments in Lieu of Taxes 263,741.16		Regional & Consolidated School Tax	
Financial Administration	19,090.00	Delinquent Tax & Lien Collections 59,576.56		School Taxes in Municipal Budget	
Assessment of Taxes	11,807.00	Business Personalty Replacement Taxes 321,739.00		County Taxes	1,508,649.47
Collection of Taxes	136,859.36	Other Miscellaneous Tax Revenues 20,784.97		County Library Taxes	
Planning, Housing & Development		State Aid Revenues 12,003.67		Local Municipal Purpose Taxes	911,866.77
Human Resources		State and Local Fiscal Assistance Act Utilized		Veteran & Senior Citizen Taxes	17,750.00
Elections		Sale of Acquired Property		Total Taxes for Rate Computation	3,517,664.24
General Administration (other)	464,244.87	Other Miscellaneous Revenues		Special District Taxes	
JUDICIARY		Total 5,140,376.35		Bank Corp. Taxes	1,461.43
Municipal Courts	44,205.00	Prior Years Surplus Appropriated 338,784.38		Added and Omitted Taxes	226,606.99
PUBLIC SAFETY		REVENUES TOTAL 5,479,160.73		Total Taxes Levied - ABSTRACT	3,727,982.66
Fire Protection	61,700.00	Reserve For Uncollected Taxes 174,563.24		Total Taxes Billed	3,729,972.27
Police Protection	317,866.00	CAPITAL OUTLAY TOTAL 96,958.40		1984 TAXES COLLECTED	3,622,922.76
Civil Defense & Disaster Control	300.00	Public Enterprises 10,932.24		1984 Taxes Cancelled, Abated or Adjusted	
Environmental Inspection & Control	191,448.17	Recreation—Culture 75,114.40		Transfer to Tax Title Liens or Foreclosed	
Other Public Safety		Public Works 10,911.76		Balance Outstanding Dec. 31, 1984	107,049.51
PUBLIC WORKS		Buildings and Grounds		PRIOR YEARS TAXES OUTSTANDING	
Streets and Drainage	9,830.00	Library and Education		Balance January 1, 1984	273,259.47
Sewers and Sewage Processing		All Other		Collected in 1984	263,741.16
Garbage and Trash Disposal		CAPITAL DEBT AUTHORIZED, DECEMBER 31, 1984		Cancelled, Abated or Adjusted 1984	
Public Buildings and Grounds	30,572.00	ISSUED AND UNISSUED GROSS DEBT NET DEBT		Transfers to Tax Title Liens or Foreclosed	
Other Public Works	13,000.00	School 5,478,975 5,399,464		Balance December 31, 1984	9,518.31
HEALTH and WELFARE		Self-liquidating 5,473,975 5,399,464		TAX TITLE LIENS OUTSTANDING	
Health Services Except Environmental	33,425.00	Other Total 5,473,975 5,399,464		Balance January 1, 1984	
Welfare-Public Assistance	4,205.00	ISSUED AND OUTSTANDING		Transfer From Taxes	
Hospitals, Clinics, First Aid		School		Redeemed in 1984	
Animal, Insect, & Rodent Control		Self-Liquidating		Cancelled, Abated or Adjusted (1984)	
Other Welfare Services		Other		Transfers to Foreclosed Property	
RECREATION and CONSERVATION		Total 5,391,375.00 5,391,375.00		Balance December 31, 1984	
Beaches and Boardwalks		EQUALIZED VALUATION BASIS		PROPERTY ACQUIRED BY DEED OR	
Parks, Playgrounds, Shade Trees	4,400.00	FOR NET DEBT COMPUTATION 280,324,306		FORECLOSURE	
Land Reclamation & Conservation	14,350.00	REAL PROPERTY VALUATIONS		Balance January 1, 1984	
Other Recreational Services		Code Class # of Parcels % VAL'N ASSESSED VALUATION		Transfers From Taxes or Liens	
EDUCATION (excluding schools)		1 Vacant Land 356 5.34 8,430,574.00		Sale for Cash (1984)	
Libraries	82,199.00	2 Residential 605 32.95 52,347,400.00		Cancelled, Abated or Adjusted (1984)	
Other Educational Services	3,500.00	3 Farm 359 20.52 32,596,463.00		Balance December 31, 1984	
STATUTORY EXPENDITURES		4a Commercial 70 41.19 65,423,200.00		CURRENT FINANCES DECEMBER 31, 1984	
Pensions & F. I. C. A.	102,183.62	4b Industrial		ASSETS	
Employee Fringe Benefits	46,800.00	4c Apartments		Cash Dec. 31, 1984	1,710,497.64
Other Statutory Expenditures	2,500.00	Total 1390 158,847,637.00		Taxes Receivable	116,567.82
CETA And Other Public Employment Programs		Land Area 26.70 Sq. Miles		Tax Title Liens	
MUNICIPAL FUNCTIONS		Net Valuation Taxable-Municipal 171,733,596		Foreclosed Property	
CAPITAL IMPROVEMENTS		Net Valuation Taxable-County 228,176,404		Emergencies & Other Deferred Charges	45,037.54
DEBT SERVICE		State Equalized Valuation 315,107,491		State and Federal Aid Receivable	
Principal Payments	105,424.87	State Equalization Ratio 52.56		Other Receivables	20,388.00
Interest Payments				Total	1,892,491.00
DEFERRED CHARGES				LIABILITIES, RESERVES, AND SURPLUS	
SCHOOL, COUNTY, SPECIAL DISTRICT TAXES	2,538,047.47			Cash Liabilities	278,198.25
RESERVE FOR UNCOLLECTED TAXES	174,563.24			Reserves for Receivables	136,955.82
EXPENDITURES				Surplus Dec. 31, 1984	1,477,336.93
TOTAL	4,462,760.09			Total	1,892,491.00

0701
Population 1980 35,367
Population 1984 35,630
S & P Rating
Moody Rating

General Tax Rate Per \$100. 5.33
State Equalized Tax Rate 3.54

BELLEVILLE TOWNSHIP - ESSEX COUNTY
Form of Government:
Commission (1911)
Number of Members on Governing Body - 5

PER CAPITA:
Gross Debt 69.79
Net Debt 25.08
Debt Service 1.21
Total Tax Levy 676.62
Municipal Expenditures 402.14

PER CENT:
Gross Debt .39
Net Debt .14
Tax Levy Collected 96.78
Tax Levy Cancelled, Abated or Adjusted .30

EXPENDITURES		REVENUES-REALIZED		1984 PROPERTY TAX	
GENERAL GOVERNMENT				STATE EQUALIZED TAX RATE	
Governing Body & Public Boards	49,730.06	1984 Property Taxes Collected	23,379,224.07	Local District School Taxes	1.39 9,476,214.00
Municipal Clerk	58,450.00	1984 Payments in Lieu of Taxes		Regional & Consolidated School Tax	
Financial Administration	125,716.19	Delinquent Tax & Lien Collections	565,690.13	School Taxes in Municipal Budget	
Assessment of Taxes	34,493.36	Business Personalty Replacement Taxes	910,353.84	County Taxes	1.10 7,462,826.48
Collection of Taxes	46,700.00	Taxes from Public Utilities	2,083,848.00	County Library Taxes	
Planning, Housing & Development	27,700.90	Other Miscellaneous Tax Revenues		Local Municipal Purpose Taxes	1.05 7,148,344.58
Human Resources	372,951.45	State Aid Revenues	1,129,375.35	Veteran & Senior Citizen Taxes	390,950.00
Elections	23,000.00	Federal Aid Revenues		Total Taxes for Rate Computation	3.54 24,478,335.06
General Administration (other)	910,012.77	State and Local Fiscal Assistance Not Utilized	563,084.00	Special District Taxes	
JUDICIARY		Sale of Acquired Property		Bank Corp. Taxes	10,135.54
Municipal Courts	106,730.44	Other Miscellaneous Revenues	1,043,687.36	Added and Omitted Taxes	44,249.64
PUBLIC SAFETY		Total	29,781,263.25	Total Taxes Levied - ABSTRACT	24,141,770.24
Fire Protection	2,143,010.17	Prior Years Surplus Appropriated	1,300,000.00	Total Taxes Billed	24,157,006.14
Police Protection	2,532,101.70	REVENUES - TOTAL	31,081,263.25	1984 TAXES COLLECTED	23,379,224.07
Civil Defense & Disaster Control	8,391.00	Reserve For Uncollected Taxes	1,426,173.51	1984 Taxes Cancelled, Abated or Adjusted	73,656.41
Environmental Inspection & Control	146,577.53	CAPITAL OUTLAY TOTAL	103,884.77	Transfer to Tax Title Liens or Foreclosed	37,722.24
Other Public Safety	24,450.00			Balance Outstanding Dec. 31, 1984	666,403.42
PUBLIC WORKS		Public Enterprises	94,982.37	PRIOR YEARS TAXES OUTSTANDING	
Streets and Drainage	385,819.73	Recreation—Culture		Balance January 1, 1984	559,107.53
Sewers and Sewage Processing	543,028.07	Public Works	4,278.48	Collected in 1984	442,662.46
Garbage and Trash Disposal	645,189.39	Buildings and Grounds	4,623.92	Cancelled, Abated or Adjusted 1984	279.00
Public Buildings and Grounds	415,066.66	Library and Education		Transfers to Tax Title Liens or Foreclosed	
Other Public Works	272,889.99	Conservation		Balance December 31, 1984	116,166.07
HEALTH and WELFARE		All Other		TAX TITLE LIENS OUTSTANDING	
Health Services Except Environmental	484,906.31	CAPITAL DEBT AUTHORIZED, DECEMBER 31, 1984		Balance January 1, 1984	311,250.21
Welfare-Public Assistance	121,253.03	ISSUED AND UNISSUED GROSS DEBT		Transfer From Taxes	37,722.24
Hospitals, Clinics, First Aid	26,605.60	School	1,157,000.00	Redeemed in 1984	123,027.67
Animal, Insect, & Rodent Control	4,000.00	Self-liquidating	400,000.00	Cancelled, Abated or Adjusted (1984)	
Other Welfare Services		Other	933,016.00	Transfers to Foreclosed Property	
RECREATION and CONSERVATION		Total	2,490,016.00	Balance December 31, 1984	225,944.78
Beaches and Boardwalks		ISSUED AND OUTSTANDING		PROPERTY ACQUIRED BY DEED OR FORECLOSURE	
Parks, Playgrounds, Shade Trees		School	1,157,000.00	Balance January 1, 1984	144,500.00
Land Reclamation & Conservation		Self-Liquidating		Transfers From Taxes or Liens	
Other Recreational Services	417,263.34	Other	464,000.00	Sale for Cash (1984)	
EDUCATION (excluding schools)		Total	1,621,000.00	Cancelled, Abated or Adjusted (1984)	103,500.00
Libraries	302,450.00	EQUALIZED VALUATION BASIS		Balance December 31, 1984	41,000.00
Other Educational Services		FOR NET DEBT COMPUTATION	633,104,874	CURRENT FINANCES DECEMBER 31, 1984	
STATUTORY EXPENDITURES		REAL PROPERTY VALUATIONS		ASSETS	
Pensions & F. I. C. A.	859,302.67	Code Class # of Parcels % VAL'N		Cash Dec. 31, 1984	3,804,336.95
Employee Fringe Benefits	818,420.88	1 Vacant Land 299 .47		Taxes Receivable	782,569.49
Other Statutory Expenditures	10,000.00	2 Residential 7292 67.79		Tax Title Liens	225,944.78
CETA And Other Public Employment Programs		3 Farm		Foreclosed Property	41,000.00
MUNICIPAL FUNCTIONS TOTAL	12,519,323.74	4a Commercial 591 12.15		Emergencies & Other Deferred Charges	
CAPITAL IMPROVEMENTS *MEM(*)	45,000.00	4b Industrial 163 9.26		State and Federal Aid Receivable	
DEBT SERVICE		4c Apartments 139 10.33		Other Receivables	502,646.32
Principal Payments	17,500.00	Total 8489		Total	5,356,497.54
Interest Payments	25,668.19	Land Area 3.30 Sq. Miles		LIABILITIES, RESERVES, AND SURPLUS	
DEFERRED CHARGES	359,546.50	Net Valuation Taxable-Municipal	448,192,500	Cash Liabilities	2,014,479.66
SCHOOL, COUNTY, SPECIAL DISTRICT TAXES	15,939,040.48	Net Valuation Taxable-County	665,522,650	Reserves for Receivables	1,462,403.36
RESERVE FOR UNCOLLECTED TAXES	1,426,173.51	State Equalized Valuation	677,329,514	Surplus Dec. 31, 1984	1,879,614.52
EXPENDITURES TOTAL	31,287,252.42	State Equalization Ratio	65.83	Total	5,356,497.54

0404

Population 1980 13,721
 Population 1984 13,614
 S & P Rating
 Moody Rating BAA

General Tax Rate Per \$100.

4.45

State Equalized Tax Rate

3.38

BELMAWR BOROUGH – CAMDEN COUNTY**Form of Government:****Borough Council****Number of Members on Governing Body – 6****PER CAPITA:**

Gross Debt 286.65
 Net Debt 117.32
 Debt Service 30.37
 Total Tax Levy 554.98
 Municipal Expenditures 235.23

PER CENT:

Gross Debt 1.80
 Net Debt .74
 Tax Levy Collected 96.91
 Tax Levy Cancelled, Abated or Adjusted .01

EXPENDITURES		REVENUES-REALIZED		1984 PROPERTY TAX	
GENERAL GOVERNMENT		1984 Property Taxes Collected		STATE EQUALIZED TAX RATE	
Governing Body & Public Boards	26,750.00	1984 Payments in Lieu of Taxes		Local District School Taxes	.98
Municipal Clerk		Delinquent Tax & Lien Collections		Regional & Consolidated School Tax	.61
Financial Administration	26,125.00	Business Personalty Replacement Taxes		School Taxes in Municipal Budget	
Assessment of Taxes	24,100.00	Taxes from Public Utilities		County Taxes	1.18
Collection of Taxes	38,200.00	Other Miscellaneous Tax Revenues		County Library Taxes	.03
Planning, Housing & Development	10,243.75	State Aid Revenues		Local Municipal Purpose Taxes	.58
Human Resources		Federal Aid Revenues		Veteran & Senior Citizen Taxes	
Elections	7,000.00	State and Local Fiscal Assistance Act Utilized		Total Taxes for Rate Computation	3.38
General Administration (other)	321,172.70	Sole of Acquired Property		Special District Taxes	
JUDICIARY		Other Miscellaneous Revenues		Bank Corp. Taxes	8,728.71
Municipal Courts	64,500.00	Total		Added and Omitted Taxes	19,474.34
PUBLIC SAFETY		Prior Years Surplus Appropriated		Total Taxes Levied - ABSTRACT	7,555,518.69
Fire Protection	75,625.00	REVENUES		Total Taxes Billed	7,547,823.75
Police Protection	613,900.00	Reserve For Uncollected Taxes		1984 TAXES COLLECTED	7,314,224.67
Civil Defense & Disaster Control	2,500.00	CAPITAL OUTLAY		1984 Taxes Cancelled, Abated or Adjusted	1,058.44
Environmental Inspection & Control	18,945.00	TOTAL		Transfer to Tax Title Liens or Foreclosed	17,495.80
Other Public Safety		TOTAL		Balance Outstanding Dec. 31, 1984	215,044.84
PUBLIC WORKS		Public Enterprises		PRIOR YEARS TAXES OUTSTANDING	
Streets and Drainage	471,700.00	Recreation—Culture		Balance January 1, 1984	254,892.79
Sewers and Sewage Processing		Public Works		Collected in 1984	220,674.34
Garbage and Trash Disposal	164,530.00	Buildings and Grounds		Cancelled, Abated or Adjusted 1984	
Public Buildings and Grounds	73,900.00	Library and Education		Transfers to Tax Title Liens or Foreclosed	
Other Public Works	500.00	Conservation		Balance December 31, 1984	34,218.45
HEALTH and WELFARE		All Other		TAX TITLE LIENS OUTSTANDING	
Health Services Except Environmental	8,900.00	CAPITAL DEBT AUTHORIZED, DECEMBER 31, 1984		Balance January 1, 1984	93,721.79
Welfare-Public Assistance	10,855.00	ISSUED AND UNISSUED		Transfer From Taxes	17,495.80
Hospitals, Clinics, First Aid		GROSS DEBT		Redeemed in 1984	29,336.16
Animal, Insect, & Rodent Control	200.00	NET DEBT		Cancelled, Abated or Adjusted (1984)	
Other Welfare Services		SCHOOL		Transfers to Foreclosed Property	
RECREATION and CONSERVATION		Self-Liquidating		Balance December 31, 1984	81,881.43
Beaches and Boardwalks		Other		PROPERTY ACQUIRED BY DEED OR	
Parks, Playgrounds, Shade Trees	105,000.00	Total		FORECLOSURE	
Land Reclamation & Conservation	8,000.00	ISSUED AND OUTSTANDING		Balance January 1, 1984	3,261.00
Other Recreational Services	14,500.00	SCHOOL		Transfers From Taxes or Liens	
EDUCATION (excluding schools)		Self-Liquidating		Sale for Cash (1984)	
Libraries	9,150.00	Other		Cancelled, Abated or Adjusted (1984)	
Other Educational Services		Total		Balance December 31, 1984	3,261.00
STATUTORY EXPENDITURES		EQUALIZED VALUATION BASIS		CURRENT FINANCES DECEMBER 31, 1984	
Pensions & F. I. C. A.	182,349.87	FOR NET DEBT COMPUTATION		ASSETS	
Employee Fringe Benefits	113,000.00	REAL PROPERTY VALUATIONS		Cash Dec. 31, 1984	575,531.57
Other Statutory Expenditures	10,000.00	Code Class # of Parcels % VAL'N		Taxes Receivable	249,263.29
CETA And Other Public Employment Programs		1 Vacant Land 186 1.65		Tax Title Liens	81,881.43
MUNICIPAL FUNCTIONS	2,412,646.32	2 Residential 328 54.44		Foreclosed Property	3,261.00
CAPITAL IMPROVEMENTS *MEMO*	15,000.00	3 Farm		Emergencies & Other Deferred Charges	8,001.68
DEBT SERVICE		4a Commercial 109 7.40		State and Federal Aid Receivable	
Principal Payments	214,400.00	4b Industrial 62 19.12		Other Receivables	101,780.57
Interest Payments	99,011.64	4c Apartments 9 7.38		Total	1,019,719.54
DEFERRED CHARGES	26,244.20	Total 3650		LIABILITIES, RESERVES, AND SURPLUS	
SCHOOL, COUNTY, SPECIAL DISTRICT TAXES	6,246,140.64	Land Area 2.99 Sq. Miles		Cash Liabilities	366,184.44
RESERVE FOR UNCOLLECTED TAXES	350,173.36	Net Valuation Taxable-Municipal		Reserves for Receivables	436,186.29
EXPENDITURES	9,448,616.16	Net Valuation Taxable-County		Surplus Dec. 31, 1984	217,348.81
TOTAL		State Equalized Valuation		Total	1,019,719.54
		State Equalization Ratio			

1306
 Population 1980 6,771
 Population 1984 6,504
 S & P Rating
 Moody Rating AAA
 General Tax Rate Per \$100. 2.18
 State Equalized Tax Rate 2.09

BELMAR BOROUGH – MONMOUTH COUNTY
Form of Government:
Commission (1911)
Number of Members on Governing Body – 3

PER CAPITA:
 Gross Debt \$36.11
 Net Debt 565.83
 Debt Service 75.36
 Total Tax Levy 639.70
 Municipal Expenditures 934.90
 PER CENT:
 Gross Debt 3.11
 Net Debt 2.11
 Tax Levy Collected 92.63
 Tax Levy Cancelled, Abated or Adjusted .01

EXPENDITURES		REVENUES-REALIZED		1984 PROPERTY TAX	
GENERAL GOVERNMENT				STATE EQUALIZED TAX RATE → .86	
Governing Body & Public Boards		1984 Property Taxes Collected	3,843,697.76	Local District School Taxes	1,697,577.50
Municipal Clerk		1984 Payments in Lieu of Taxes		Regional & Consolidated School Tax	
Financial Administration		Delinquent Tax & Lien Collections	265,849.92	School Taxes in Municipal Budget	
Assessment of Taxes	33,600.00	Business Personalty Replacement Taxes	57,040.00	County Taxes	* 986,215.01
Collection of Taxes	252,000.00	Taxes from Public Utilities	317,623.00	County Library Taxes	
Planning, Housing & Development	20,350.00	Other Miscellaneous Tax Revenues		Local Municipal Purpose Taxes	.73 1,453,000.00
Human Resources		State Aid Revenues	74,872.38	Veteran & Senior Citizen Taxes	64,150.00
Elections	2,200.00	Federal Aid Revenues		Total Taxes for Rate Computation	2.09 4,200,942.51
General Administration (other)	333,750.00	State and Local Fiscal Assistance Act Utilized	104,194.00	Special District Taxes	
JUDICIARY		Sale of Acquired Property		Bank Corp. Taxes	10,517.43
Municipal Courts	135,000.00	Other Miscellaneous Revenues		Added and Omitted Taxes	13,283.32
PUBLIC SAFETY		Total	7,944,338.48	Total Taxes Levied - ABSTRACT	4,160,593.26
Fire Protection	65,000.00	Prior Years Surplus Appropriated	1,350,000.00	Total Taxes Billed	4,149,440.14
Police Protection	1,034,500.00	REVENUES TOTAL	9,294,338.48	1984 TAXES COLLECTED	3,843,697.76
Civil Defense & Disaster Control	3,300.00	Reserve For Uncollected Taxes	324,172.43	1984 Taxes Cancelled, Abated or Adjusted	283.93
Environmental Inspection & Control	28,000.00	CAPITAL OUTLAY TOTAL	632,115.32	Transfer to Tax Title Liens or Foreclosed Balance Outstanding Dec. 31, 1984	305,458.45
Other Public Safety				PRIOR YEARS TAXES OUTSTANDING	
PUBLIC WORKS				Balance January 1, 1984	243,036.77
Streets and Drainage	616,500.00	Public Enterprises	18,715.00	Collected in 1984	238,957.06
Sewers and Sewage Processing		Recreation—Culture		Cancelled, Abated or Adjusted 1984	
Garbage and Trash Disposal	389,000.00	Public Works	471,537.74	Transfers to Tax Title Liens or Foreclosed	607.81
Public Buildings and Grounds	162,000.00	Buildings and Grounds	141,862.58	Balance December 31, 1984	3,471.90
Other Public Works	311,000.00	Library and Education		TAX TITLE LIENS OUTSTANDING	
HEALTH and WELFARE		Conservation		Balance January 1, 1984	38,528.09
Health Services Except Environmental	47,500.00	All Other		Transfer From Taxes	607.81
Welfare-Public Assistance	32,783.00	CAPITAL DEBT AUTHORIZED, DECEMBER 31, 1984		Redeemed in 1984	26,892.86
Hospitals, Clinics, First Aid		ISSUED AND UNISSUED		Cancelled, Abated or Adjusted (1984)	
Animal, Insect, & Rodent Control	2,150.00	School		Transfers to Foreclosed Property	
Other Welfare Services		Self-liquidating	1,757,889	Balance December 31, 1984	12,243.04
RECREATION and CONSERVATION		Other	3,680,157	PROPERTY ACQUIRED BY DEED OR FORECLOSURE	
Beaches and Boardwalks	789,053.00	Total	5,433,047	Balance January 1, 1984	16,850.00
Parks, Playgrounds, Shade Trees	37,000.00	ISSUED AND OUTSTANDING		Transfers From Taxes or Liens	
Land Reclamation & Conservation		School		Sale for Cash (1984)	
Other Recreational Services	346,400.00	Self-Liquidating	1,405,000.00	Cancelled, Abated or Adjusted (1984)	
EDUCATION (excluding schools)		Other	3,369,000.00	Balance December 31, 1984	16,850.00
Libraries	63,238.00	Total	4,774,000.00	CURRENT FINANCES DECEMBER 31, 1984	
Other Educational Services		EQUALIZED VALUATION BASIS		ASSETS	
STATUTORY EXPENDITURES		FOR NET DEBT COMPUTATION	174,742,726	Cash Dec. 31, 1984	2,599,557.97
Pensions & F. I. C. A.	295,220.62	REAL PROPERTY VALUATIONS		Taxes Receivable	308,930.35
Employee Fringe Benefits	137,000.00	Code Class # of Parcels % VAL'N		Tax Title Liens	12,243.04
Other Statutory Expenditures		1 Vacant Land 81 1.16	2,189,500.00	Foreclosed Property	16,850.00
CETA And Other Public Employment Programs		2 Residential 2095 71.90	135,530,600.00	Emergencies & Other Deferred Charges	63,000.00
MUNICIPAL FUNCTIONS TOTAL	5,186,644.62	3 Farm		State and Federal Aid Receivable	
CAPITAL IMPROVEMENTS *MEMO*	29,000.00	4a Commercial 165 16.19	30,523,500.00	Other Receivables	68,724.17
DEBT SERVICE		4b Industrial 5 .47	890,000.00	Total	3,069,305.53
Principal Payments	250,000.00	4c Apartments 54 10.27	19,366,600.00	LIABILITIES, RESERVES, AND SURPLUS	
Interest Payments	240,163.00	Total 2400	188,500,200.00	Cash Liabilities	1,202,129.84
DEFERRED CHARGES	79,626.95	Land Area 1.00 Sq. Miles		Reserves for Receivables	406,747.56
SCHOOL, COUNTY, SPECIAL DISTRICT TAXES	2,683,792.51	Net Valuation Taxable-Municipal	189,731,964	Surplus Dec. 31, 1984	1,460,428.13
RESERVE FOR UNCOLLECTED TAXES	324,172.43	Net Valuation Taxable-County	179,333,310	Total	3,069,305.53
EXPENDITURES TOTAL	8,764,399.51	State Equalized Valuation	198,243,343		
		State Equalization Ratio	95.68		

2103
Population 1980 2,475
Population 1984 2,444
S & P Rating
Moody Rating BAA

General Tax Rate Per \$100. 3.66
State Equalized Tax Rate 2.83

BELVIDERE TOWN – WARREN COUNTY
Form of Government:
Town Council
Number of Members on Governing Body – 6

PER CAPITA:
Gross Debt 1,939.03
Net Debt 397.91
Debt Service
Total Tax Levy 713.03
Municipal Expenditures 392.32
PER CENT:
Gross Debt 8.65
Net Debt 1.78
Tax Levy Collected 93.34
Tax Levy Cancelled, Abated or Adjusted .93

EXPENDITURES	REVENUES-REALIZED	1984 PROPERTY TAX
GENERAL GOVERNMENT		STATE EQUALIZED TAX RATE
Governing Body & Public Boards		Local District School Taxes 1.77
Municipal Clerk		Regional & Consolidated School Tax
Financial Administration 12,857.38	1984 Property Taxes Collected 1,613,090.27	School Taxes in Municipal Budget
Assessment of Taxes 6,211.59	1984 Payments in Lieu of Taxes 86,746.90	County Taxes .65 *
Collection of Taxes 7,889.00	Delinquent Tax & Lien Collections 98,083.48	County Library Taxes
Planning, Housing & Development 6,740.00	Business Personalty Replacement Taxes 305,112.00	Local Municipal Purpose Taxes .40
Human Resources	Taxes from Public Utilities	Veteran & Senior Citizen Taxes
Elections	Other Miscellaneous Tax Revenues	Total Taxes for Rate Computation 2.82
General Administration (other) 151,862.63	State Aid Revenues 18,606.31	Special District Taxes
JUDICIARY	Federal Aid Revenues	Bank Corp. Taxes
Municipal Courts 18,115.00	State and Local Fiscal Assistance Act Utilized 13,272.07	Added and Omitted Taxes
PUBLIC SAFETY	Sale of Acquired Property	Total Taxes Levied - ABSTRACT
Fire Protection 20,159.48	Other Miscellaneous Revenues 138,518.04	Total Taxes Billed
Police Protection 138,993.96	Total 2,273,429.07	1984 TAXES COLLECTED
Civil Defense & Disaster Control 100.00	Prior Years Surplus Appropriated 190,000.00	1984 Taxes Cancelled, Abated or Adjusted
Environmental Inspection & Control	REVENUES TOTAL 2,463,429.07	Transfer to Tax Title Liens or Foreclosed
Other Public Safety	Reserve For Uncollected Taxes 172,920.48	Balance Outstanding Dec. 31, 1984
PUBLIC WORKS	CAPITAL OUTLAY TOTAL	88,004.03
Streets and Drainage 130,352.29	Public Enterprises	PRIOR YEARS TAXES OUTSTANDING
Sewers and Sewage Processing	Recreation—Culture	Balance January 1, 1984
Garbage and Trash Disposal 88,840.33	Public Works	Collected in 1984
Public Buildings and Grounds 36,627.86	Buildings and Grounds	Cancelled, Abated or Adjusted 1984
Other Public Works	Library and Education	Transfers to Tax Title Liens or Foreclosed
HEALTH and WELFARE	Conservation	Balance December 31, 1984
Health Services Except Environmental	All Other	386.75
Welfare-Public Assistance 1,850.00		TAX TITLE LIENS OUTSTANDING
Hospitals, Clinics, First Aid 1,625.00		Balance January 1, 1984
Animal, Insect, & Rodent Control	CAPITAL DEBT AUTHORIZED, DECEMBER 31, 1984	Transfer From Taxes
Other Welfare Services	ISSUED AND UNISSUED GROSS DEBT NET DEBT	Redeemed in 1984
RECREATION and CONSERVATION	School 3,164,000	Cancelled, Abated or Adjusted (1984)
Beaches and Boardwalks	Self-liquidating 1,575,000	Transfers to Foreclosed Property
Parks, Playgrounds, Shade Trees	Other	Balance December 31, 1984
Land Reclamation & Conservation	Total 4,739,000	21,673.47
Other Recreational Services	ISSUED AND OUTSTANDING	PROPERTY ACQUIRED BY DEED OR
1,000.00	School 3,164,000.00	FORECLOSURE
EDUCATION (excluding schools)	Self-Liquidating 1,575,000.00	Balance January 1, 1984
Libraries 17,132.60	Other	Transfers From Taxes or Liens
Other Educational Services 180.00	Total 4,739,000.00	Sale for Cash (1984)
STATUTORY EXPENDITURES	EQUALIZED VALUATION BASIS	Cancelled, Abated or Adjusted (1984)
Pensions & F. I. C. A. 48,464.24	FOR NET DEBT COMPUTATION 54,737,487	Balance December 31, 1984
Employee Fringe Benefits 26,314.62	REAL PROPERTY VALUATIONS	CURRENT FINANCES DECEMBER 31, 1984
Other Statutory Expenditures 5,000.00	Code Class # of Parcels % VAL'N ASSESSED VALUATION	ASSETS
CETA And Other Public Employment Programs	1 Vacant Land 93 1.31 572,700.00	Cash Dec. 31, 1984
MUNICIPAL FUNCTIONS TOTAL 785,905.93	2 Residential 729 56.96 24,949,920.00	Taxes Receivable
CAPITAL IMPROVEMENTS *MEMO* 15,272.07	3 Farm 15 .26 112,490.00	Tax Title Liens
DEBT SERVICE	4a Commercial 92 12.74 5,579,400.00	Foreclosed Property
Principal Payments	4b Industrial 9 26.64 11,670,700.00	Emergencies & Other Deferred Charges
Interest Payments	4c Apartments 7 2.10 920,100.00	State and Federal Aid Receivable
DEFERRED CHARGES	Total 950 43,805,310.00	Other Receivables
SCHOOL, COUNTY, SPECIAL DISTRICT TAXES 1,480,226.30	Land Area 1.30 Sq. Miles	Total 2,506.00
RESERVE FOR UNCOLLECTED TAXES 172,920.48	Net Valuation Taxable-Municipal 47,216,047	LIABILITIES, RESERVES, AND SURPLUS
EXPENDITURES TOTAL 2,439,052.76	Net Valuation Taxable-County 59,385,831	Cash Liabilities
	State Equalized Valuation 60,126,801	Reserves for Receivables
	State Equalization Ratio 77.25	Surplus Dec. 31, 1984
		Total 1,092,448.01

0203
 Population 1980 25,568
 Population 1984 25,660
 S & P Rating
 Moody Rating A1
 General Tax Rate Per \$100. 5.13
 State Equalized Tax Rate 2.81

BERGENFIELD BOROUGH – BERGEN CO.
Form of Government:
Borough Council
Number of Members on Governing Body – 6

PER CAPITA:
 Gross Debt 190.50
 Net Debt 113.94
 Debt Service 18.08
 Total Tax Levy 779.70
 Municipal Expenditures 312.27
 PER CENT:
 Gross Debt .74
 Net Debt .44
 Tax Levy Collected 98.65
 Tax Levy Cancelled, Abated or Adjusted .21

EXPENDITURES		REVENUES-REALIZED		1984 PROPERTY TAX	
GENERAL GOVERNMENT				STATE EQUALIZED TAX RATE 1.72	
Governing Body & Public Boards		1984 Property Taxes Collected	19,722,732.93	Local District School Taxes	12,173,123.00
Municipal Clerk		1984 Payments in Lieu of Taxes	42,343.47	Regional & Consolidated School Tax	
Financial Administration	14,000.00	Delinquent Tax & Lien Collections	163,050.65	School Taxes in Municipal Budget	
Assessment of Taxes	47,331.23	Business Personalty Replacement Taxes	227,290.36	County Taxes	2,525,699.62
Collection of Taxes	131,479.52	Taxes from Public Utilities	1,105,687.00	County Library Taxes	
Planning, Housing & Development	6,800.00	Other Miscellaneous Tax Revenues		Local Municipal Purpose Taxes	5,179,633.00
Human Resources	23,756.44	State Aid Revenues	399,378.65	Veteran & Senior Citizen Taxes	233,550.00
Elections		Federal Aid Revenues		Total Taxes for Rate Computation	20,112,005.62
General Administration (other)	524,224.11	State and Local Fiscal Assistance Act Utilized	261,121.31	Special District Taxes	
JUDICIARY		Sale of Acquired Property		Bank Corp. Taxes	43,885.74
Municipal Courts	57,354.26	Other Miscellaneous Revenues	435,696.26	Added and Omitted Taxes	84,638.57
PUBLIC SAFETY		Total	22,357,300.63	Total Taxes Levied - ABSTRACT	20,006,979.93
Fire Protection	299,300.00	Prior Years Surplus Appropriated	400,000.00	Total Taxes Billed	19,991,652.21
Police Protection	1,833,000.00	REVENUES TOTAL	22,757,300.63	1984 TAXES COLLECTED	19,722,732.93
Civil Defense & Disaster Control	10,000.00	Reserve For Uncollected Taxes	325,000.00	1984 Taxes Cancelled, Abated or Adjusted	42,687.67
Environmental Inspection & Control	61,860.16	CAPITAL OUTLAY TOTAL	359,574.92	Transfer to Tax Title Liens or Foreclosed	5,837.94
Other Public Safety	51,597.50			Balance Outstanding Dec. 31, 1984	220,393.67
PUBLIC WORKS				PRIOR YEARS TAXES OUTSTANDING	
Streets and Drainage	998,951.02	Public Enterprises		Balance January 1, 1984	164,243.15
Sewers and Sewage Processing	776,183.00	Recreation—Culture		Collected in 1984	163,050.65
Garbage and Trash Disposal	554,130.59	Public Works	184,380.56	Cancelled, Abated or Adjusted 1984	610.98
Public Buildings and Grounds	122,767.76	Buildings and Grounds	175,194.36	Transfers to Tax Title Liens or Foreclosed	581.52
Other Public Works	300.00	Library and Education		Balance December 31, 1984	
HEALTH and WELFARE		Conservation		TAX TITLE LIENS OUTSTANDING	
Health Services Except Environmental	201,997.50	All Other		Balance January 1, 1984	44,123.43
Welfare-Public Assistance	9,231.68	CAPITAL DEBT AUTHORIZED, DECEMBER 31, 1984		Transfer From Taxes	6,570.75
Hospitals, Clinics, First Aid		ISSUED AND UNISSUED		Redeemed in 1984	
Animal, Insect, & Rodent Control	5,000.00	School	1,567,000	Cancelled, Abated or Adjusted (1984)	
Other Welfare Services		Self-Liquidating		Transfers to Foreclosed Property	
RECREATION and CONSERVATION		Other	3,321,250	Balance December 31, 1984	50,694.18
Beaches and Boardwalks		Total	4,888,250	PROPERTY ACQUIRED BY DEED OR FORECLOSURE	
Parks, Playgrounds, Shade Trees	236,325.95			Balance January 1, 1984	423,931.25
Land Reclamation & Conservation				Transfers From Taxes or Liens	
Other Recreational Services	62,156.46	ISSUED AND OUTSTANDING		Sale for Cash (1984)	110,043.00
EDUCATION (excluding schools)		School	1,567,000.00	Cancelled, Abated or Adjusted (1984)	188,482.00
Libraries	391,000.00	Self-Liquidating		Balance December 31, 1984	125,406.25
Other Educational Services		Other	3,321,250.00	CURRENT FINANCES DECEMBER 31, 1984	
STATUTORY EXPENDITURES		Total	4,888,250.00	ASSETS	
Pensions & F. I. C. A.	469,964.21	EQUALIZED VALUATION BASIS FOR NET DEBT COMPUTATION	657,521,675	Cash Dec. 31, 1984	1,555,012.70
Employee Fringe Benefits	332,044.35	REAL PROPERTY VALUATIONS		Taxes Receivable	220,393.67
Other Statutory Expenditures	1,979.00	Code Class # of Parcels % VAL'N	ASSESSED VALUATION	Tax Title Liens	50,694.18
CETA And Other Public Employment Programs		1 Vacant Land 132 .58	2,237,400.00	Foreclosed Property	125,406.25
MUNICIPAL FUNCTIONS TOTAL	7,223,234.74	2 Residential 6746 82.93	320,376,710.00	Emergencies & Other Deferred Charges	46,000.00
CAPITAL IMPROVEMENTS *MEMO*	80,000.00	3 Farm		State and Federal Aid Receivable	88,075.00
DEBT SERVICE		4a Commercial 257 9.47	36,567,500.00	Other Receivables	245,764.27
Principal Payments	264,500.00	4b Industrial 55 2.22	9,569,700.00	Total	2,331,346.07
Interest Payments	199,495.65	4c Apartments 48 4.81	18,581,600.00	LIABILITIES, RESERVES, AND SURPLUS	
		Total 7238	386,332,910.00	Cash Liabilities	1,363,803.11
DEFERRED CHARGES	500.00	Land Area 3.00 Sq. Miles		Reserves for Receivables	642,258.37
SCHOOL, COUNTY, SPECIAL DISTRICT TAXES	14,698,822.62	Net Valuation Taxable-Municipal	388,050,949	Surplus Dec. 31, 1984	325,284.59
RESERVE FOR UNCOLLECTED TAXES	325,000.00	Net Valuation Taxable-County	673,937,615	Total	2,331,346.07
EXPENDITURES TOTAL	22,711,553.01	State Equalized Valuation	706,450,904		
		State Equalization Ratio	54.82		

1505
 Population 1980 **23,151**
 Population 1984 **27,378**
 S & P Rating
 Moody Rating **AAA**

General Tax Rate Per \$100.
2.07
 State Equalized Tax Rate
1.82

BERKELEY TOWNSHIP – OCEAN COUNTY
Form of Government:
Mayor–Council Plan D (OMCL 50)
Number of Members on Governing Body – 5

PER CAPITA:
 Gross Debt **419.06**
 Net Debt **195.02**
 Debt Service **13.81**
 Total Tax Levy **561.21**
 Municipal Expenditures **306.86**

PER CENT:
 Gross Debt **1.56**
 Net Debt **.73**
 Tax Levy Collected **94.11**
 Tax Levy Cancelled, Abated or Adjusted **.05**

EXPENDITURES		REVENUES-REALIZED		1984 PROPERTY TAX	
GENERAL GOVERNMENT				STATE EQUALIZED TAX RATE	
Governing Body & Public Boards	58,818.00	1984 Property Taxes Collected	14,556,807.67	Local District School Taxes	.57 4,628,892.00
Municipal Clerk	132,206.00	1984 Payments in Lieu of Taxes	2,387.12	Regional & Consolidated School Tax	.58 4,667,750.12
Financial Administration	95,128.00	Delinquent Tax & Lien Collections	711,437.97	School Taxes in Municipal Budget	
Assessment of Taxes	105,109.00	Business Personalty Replacement Taxes	94,592.36	County Taxes	.45 * 3,657,815.97
Collection of Taxes	147,341.00	Taxes from Public Utilities	2,549,961.00	County Library Taxes	.03 213,304.72
Planning, Housing & Development	78,687.00	Other Miscellaneous Tax Revenues		Local Municipal Purpose Taxes	.19 1,531,348.33
Human Resources		State Aid Revenues	85,447.45	Veteran & Senior Citizen Taxes	
Elections	21,000.00	Federal Aid Revenues		Total Taxes for Rate Computation	1.82 15,809,061.14
General Administration (other)	645,332.00	State and Local Fiscal Assistance Act Utilized	370,538.05	Special District Taxes	
JUDICIARY		Sale of Acquired Property	126,301.00	Bank Corp. Taxes	27,903.03
Municipal Courts	69,776.00	Other Miscellaneous Revenues	2,291,787.98	Added and Omitted Taxes	637,816.04
PUBLIC SAFETY		Total	20,789,260.60	Total Taxes Levied - ABSTRACT	15,364,830.21
Fire Protection	123,000.00	Prior Years Surplus Appropriated	1,900,000.00	Total Taxes Billed	15,468,114.96
Police Protection	1,882,009.57	REVENUES TOTAL	22,689,260.60	1984 TAXES COLLECTED	14,556,807.67
Civil Defense & Disaster Control	3,750.00	Reserve For Uncollected Taxes	998,112.00	1984 Taxes Cancelled, Abated or Adjusted	8,137.33
Environmental Inspection & Control	242,182.00	CAPITAL OUTLAY TOTAL	352,584.68	Transfer to Tax Title Liens or Foreclosed	84,064.24
Other Public Safety				Balance Outstanding Dec. 31, 1984	819,105.72
PUBLIC WORKS				PRIOR YEARS TAXES OUTSTANDING	
Streets and Drainage	553,899.00	Public Enterprises		Balance January 1, 1984	657,036.27
Sewers and Sewage Processing		Recreation—Culture	6,369.06	Collected in 1984	639,530.83
Garbage and Trash Disposal	597,629.00	Public Works	273,736.77	Cancelled, Abated or Adjusted 1984	
Public Buildings and Grounds	188,336.00	Buildings and Grounds	72,478.95	Transfers to Tax Title Liens or Foreclosed	12,257.19
Other Public Works	420,454.00	Library and Education		Balance December 31, 1984	5,248.25
HEALTH and WELFARE		Conservation		TAX TITLE LIENS OUTSTANDING	
Health Services Except Environmental	1,500.00	All Other		Balance January 1, 1984	329,380.95
Welfare-Public Assistance	10,000.00	CAPITAL DEBT AUTHORIZED, DECEMBER 31, 1984		Transfer From Taxes	99,320.69
Hospitals, Clinics, First Aid		ISSUED AND UNISSUED		Redeemed in 1984	71,907.14
Animal, Insect, & Rodent Control	12,000.00	School	6,131,087	Cancelled, Abated or Adjusted (1984)	
Other Welfare Services		Self-liquidating		Transfers to Foreclosed Property	
RECREATION and CONSERVATION		Other	5,341,901	Balance December 31, 1984	356,794.50
Beaches and Boardwalks		Total	11,472,989	PROPERTY ACQUIRED BY DEED OR	
Parks, Playgrounds, Shade Trees	131,942.00			FORECLOSURE	
Land Reclamation & Conservation		ISSUED AND OUTSTANDING		Balance January 1, 1984	5,521,869.00
Other Recreational Services	423,429.00	School	6,036,037.31	Transfers From Taxes or Liens	
EDUCATION (excluding schools)		Self-Liquidating		Sale for Cash (1984)	122,701.00
Libraries		Other	4,675,000.00	Cancelled, Abated or Adjusted (1984)	
Other Educational Services		Total	10,761,087.31	Balance December 31, 1984	5,399,168.00
STATUTORY EXPENDITURES		EQUALIZED VALUATION BASIS		CURRENT FINANCES DECEMBER 31, 1984	
Pensions & F. I. C. A.	606,440.00	FOR NET DEBT COMPUTATION	735,518,663	ASSETS	
Employee Fringe Benefits	300,000.00	REAL PROPERTY VALUATIONS		Cash Dec. 31, 1984	7,305,638.72
Other Statutory Expenditures	12,000.00	Code Class # of Parcels % VAL'N	ASSESSED VALUATION	Taxes Receivable	824,353.97
CETA And Other Public Employment Programs		1 Vacant Land 73.96 6.75	47,466,600.00	Tax Title Liens	356,794.50
MUNICIPAL FUNCTIONS TOTAL	6,862,017.57	2 Residential 126.89 85.42	600,700,900.00	Foreclosed Property	5,399,168.00
CAPITAL IMPROVEMENTS *MEMO*	125,000.00	3 Farm 7 .02	174,000.00	Emergencies & Other Deferred Charges	103,000.00
DEBT SERVICE		4a Commercial 220 6.43	45,547,000.00	State and Federal Aid Receivable	
Principal Payments		4b Industrial 21 .90	6,303,400.00	Other Receivables	89,614.49
Interest Payments	378,191.78	4c Apartments 12 .44	3,065,300.00	Total	14,078,569.68
DEFERRED CHARGES	163,000.00	Total 203.45	703,257,200.00	LIABILITIES, RESERVES, AND SURPLUS	
SCHOOL, COUNTY, SPECIAL DISTRICT TAXES	13,167,752.81	Land Area 41.90 Sq. Miles		Cash Liabilities	5,253,674.76
RESERVE FOR UNCOLLECTED TAXES	998,112.00	Net Valuation Taxable-Municipal	711,038,443	Reserves for Receivables	6,673,877.79
EXPENDITURES TOTAL	21,569,084.16	Net Valuation Taxable-County	779,252,440	Surplus Dec. 31, 1984	2,151,017.13
		State Equalized Valuation	809,670,867	Total	14,078,569.68
		State Equalization Ratio	87.70		

2001
Population 1980 12,549
Population 1984 12,571
S & P Rating
Moody Rating AA1

General Tax Rate Per \$100.
2.26
State Equalized Tax Rate
2.09

BERKELEY HEIGHTS TWP. — UNION CO.
Form of Government:
Township Committee
Number of Members on Governing Body — 5

PER CAPITA:
Gross Debt 625.45
Net Debt 510.66
Debt Service 60.24
Total Tax Levy 1,283.96
Municipal Expenditures 452.39
PER CENT:
Gross Debt 1.12
Net Debt .91
Tax Levy Collected 98.43
Tax Levy Cancelled, Abated or Adjusted .02

EXPENDITURES		REVENUES-REALIZED		1984 PROPERTY TAX	
GENERAL GOVERNMENT				STATE EQUALIZED TAX RATE	
Governing Body & Public Boards		1984 Property Taxes Collected	15,853,717.29	Local District School Taxes .65	5,007,685.00
Municipal Clerk		1984 Payments in Lieu of Taxes		Regional & Consolidated School Tax .56	4,323,470.07
Financial Administration	72,092.00	Delinquent Tax & Lien Collections	144,355.14	School Taxes in Municipal Budget	
Assessment of Taxes	21,995.00	Business Personalty Replacement Taxes	745,521.88	County Taxes .52	3,965,495.19
Collection of Taxes	30,037.00	Taxes from Public Utilities	348,209.60	County Library Taxes	
Planning, Housing & Development	13,966.00	Other Miscellaneous Tax Revenues		Local Municipal Purpose Taxes .35	2,654,437.25
Human Resources		State Aid Revenues	91,693.26	Veteran & Senior Citizen Taxes	81,650.00
Elections		Federal Aid Revenues		Total Taxes for Rate Computation 2.08	16,032,737.51
General Administration (other)	642,916.00	State and Local Fiscal Assistance, Act Utilized	50,545.46	Special District Taxes	
JUDICIARY		Sale of Acquired Property		Bank Corp. Taxes	27,404.20
Municipal Courts	33,591.00	Other Miscellaneous Revenues	498,184.55	Added and Omitted Taxes	162,143.52
PUBLIC SAFETY		Total	18,247,217.88	Total Taxes Levied - ABSTRACT	16,140,635.23
Fire Protection	85,567.00	Prior Years Surplus Appropriated	300,000.00	Total Taxes Billed	16,113,231.03
Police Protection	886,217.00	REVENUES TOTAL	19,047,217.13	1984 TAXES COLLECTED	15,868,717.29
Civil Defense & Disaster Control	3,263.00	Reserve For Uncollected Taxes	954,000.00	1984 Taxes Cancelled, Abated or Adjusted	3,523.19
Environmental Inspection & Control	501,171.00	CAPITAL OUTLAY TOTAL	307,737.55	Transfer to Tax Title Liens or Foreclosed Balance Outstanding Dec. 31, 1984	1,559.13
Other Public Safety					239,431.42
PUBLIC WORKS				PRIOR YEARS TAXES OUTSTANDING	
Streets and Drainage	390,369.00	Public Enterprises		Balance January 1, 1984	142,406.56
Sewers and Sewage Processing		Recreation—Culture	37,642.85	Collected in 1984	141,325.22
Garbage and Trash Disposal		Public Works	126,456.78	Cancelled, Abated or Adjusted 1984	
Public Buildings and Grounds	87,484.00	Buildings and Grounds	64,146.63	Transfers to Tax Title Liens or Foreclosed Balance December 31, 1984	1,081.34
Other Public Works	33,077.00	Library and Education	29,691.29	TAX TITLE LIENS OUTSTANDING	
HEALTH and WELFARE		Conservation		Balance January 1, 1984	3,968.58
Health Services Except Environmental	25,060.00	All Other		Transfer From Taxes	2,756.70
Welfare-Public Assistance	6,487.00	CAPITAL DEBT AUTHORIZED, DECEMBER 31, 1984		Redeemed in 1984	3,029.92
Hospitals, Clinics, First Aid	1,000.00	ISSUED AND UNISSUED		Cancelled, Abated or Adjusted (1984)	
Animal, Insect, & Rodent Control	2,000.00	School	1,443,096	Transfers to Foreclosed Property	
Other Welfare Services		Self-liquidating		Balance December 31, 1984	3,695.36
RECREATION and CONSERVATION		Other	6,419,477	PROPERTY ACQUIRED BY DEED OR FORECLOSURE	
Beaches and Boardwalks		Total	7,862,573	Balance January 1, 1984	23,600.00
Parks, Playgrounds, Shade Trees	113,534.00	ISSUED AND OUTSTANDING		Transfers From Taxes or Liens	
Land Reclamation & Conservation	3,531.00	School	1,443,096.44	Sale for Cash (1984)	
Other Recreational Services	23,000.00	Self-Liquidating		Cancelled, Abated or Adjusted (1984)	
EDUCATION (excluding schools)		Other	5,128,000.00	Balance December 31, 1984	23,600.00
Libraries	243,146.00	Total	6,571,096.44	CURRENT FINANCES DECEMBER 31, 1984	
Other Educational Services		EQUALIZED VALUATION BASIS		ASSETS	
STATUTORY EXPENDITURES		FOR NET DEBT COMPUTATION	702,129,062	Cash Dec. 31, 1984	2,454,503.15
Pensions & F. I. C. A.	377,544.00	REAL PROPERTY VALUATIONS		Taxes Receivable	239,431.42
Employee Fringe Benefits	218,692.00	Code Class # of Parcels % VAL'N		Tax Title Liens	3,695.36
Other Statutory Expenditures	2,000.00	1 Vacant Land 270 2.31	16,268,700.00	Foreclosed Property	23,600.00
CETA And Other Public Employment Programs		2 Residential 3614 62.57	440,949,725.00	Emergencies & Other Deferred Charges	136,000.00
MUNICIPAL FUNCTIONS TOTAL	3,982,789.00	3 Farm 7 .01	76,000.00	State and Federal Aid Receivable	
CAPITAL IMPROVEMENTS *MEMO*	100.00	4a Commercial 99 5.99	42,188,200.00	Other Receivables	38,211.50
DEBT SERVICE		4b Industrial 37 29.13	205,284,800.00	Total	2,895,441.43
Principal Payments	325,000.00	4c Apartments		LIABILITIES, RESERVES, AND SURPLUS	
Interest Payments	432,279.50	Total 4027	704,767,425.00	Cash Liabilities	1,292,064.64
DEFERRED CHARGES	92,956.16	Land Area 6.50 Sq. Miles		Reserves for Receivables	304,938.28
SCHOOL, COUNTY, SPECIAL DISTRICT TAXES	13,296,650.26	Net Valuation Taxable-Municipal	707,677,177	Surplus Dec. 31, 1984	1,298,438.51
RESERVE FOR UNCOLLECTED TAXES	954,000.00	Net Valuation Taxable-County	744,661,261	Total	2,895,441.43
EXPENDITURES TOTAL	18,983,674.92	State Equalized Valuation	765,480,002		
		State Equalization Ratio	92.42		

0405
Population 1980 5,736
Population 1984 5,924
S & P Rating
Moody Rating A

General Tax Rate Per \$100.
4.17
State Equalized Tax Rate
2.84

BERLIN BOROUGH - CAMDEN COUNTY
Form of Government:
Borough Council
Number of Members on Governing Body - 6

PER CAPITA:
Gross Debt 797.97
Net Debt 158.89
Debt Service 25.75
Total Tax Levy 683.70
Municipal Expenditures 253.33
PER CENT:
Gross Debt 3.63
Net Debt .72
Tax Levy Collected 95.33
Tax Levy Cancelled, Abated or Adjusted .04

EXPENDITURES		REVENUES-REALIZED		1984 PROPERTY TAX	
GENERAL GOVERNMENT				STATE EQUALIZED TAX RATE	
Governing Body & Public Boards		1984 Property Taxes Collected	3,854,561.44	Local District School Taxes .81	1,135,862.83
Municipal Clerk		1984 Payments in Lieu of Taxes		Regional & Consolidated School Tax .54	753,725.94
Financial Administration	6,500.00	Delinquent Tax & Lien Collections	116,794.73	School Taxes in Municipal Budget	
Assessment of Taxes	12,150.00	Business Personalty Replacement Taxes	60,669.40	County Taxes 1.14	1,591,907.00
Collection of Taxes	17,200.00	Taxes from Public Utilities	380,131.00	County Library Taxes .03	36,549.00
Planning, Housing & Development	8,450.00	Other Miscellaneous Tax Revenues		Local Municipal Purpose Taxes .32	444,857.69
Human Resources		State Aid Revenues	50,419.73	Veteran & Senior Citizen Taxes	61,950.00
Elections		Federal Aid Revenues		Total Taxes for Rate Computation 2.84	4,024,852.46
General Administration (other)	78,409.00	State and Local Fiscal Assistance Act Utilized	22,705.00	Special District Taxes	
JUDICIARY		Sale of Acquired Property		Bank Corp. Taxes	8,912.36
Municipal Courts	38,190.00	Other Miscellaneous Revenues	284,392.27	Added and Omitted Taxes	78,432.77
PUBLIC SAFETY		Total	4,769,673.57	Total Taxes Levied - ABSTRACT	4,050,247.59
Fire Protection	47,976.16	Prior Years Surplus Appropriated	125,000.00	Total Taxes Billed	4,043,275.39
Police Protection	384,709.07	REVENUES TOTAL	4,894,673.57	1984 TAXES COLLECTED	3,854,561.44
Civil Defense & Disaster Control	25.00	Reserve For Uncollected Taxes	158,594.30	1984 Taxes Cancelled, Abated or Adjusted	1,665.93
Environmental Inspection & Control	17,554.40	CAPITAL OUTLAY TOTAL	458,972.08	Transfer to Tax Title Liens or Foreclosed	11,576.74
Other Public Safety				Balance Outstanding Dec. 31, 1984	175,471.28
PUBLIC WORKS				PRIOR YEARS TAXES OUTSTANDING	
Streets and Drainage	155,362.56	Public Enterprises	241,911.95	Balance January 1, 1984	149,385.76
Sewers and Sewage Processing		Recreation—Culture	19,447.95	Collected in 1984	109,899.36
Garbage and Trash Disposal	96,599.28	Public Works	103,560.94	Cancelled, Abated or Adjusted 1984	271.32
Public Buildings and Grounds	59,476.14	Buildings and Grounds	94,051.24	Transfers to Tax Title Liens or Foreclosed	43.22
Other Public Works		Library and Education		Balance December 31, 1984	39,171.86
HEALTH and WELFARE		Conservation		TAX TITLE LIENS OUTSTANDING	
Health Services Except Environmental	1,659.02	All Other		Balance January 1, 1984	53,224.62
Welfare-Public Assistance	3,100.00	CAPITAL DEBT AUTHORIZED, DECEMBER 31, 1984		Transfer From Taxes	11,651.56
Hospitals, Clinics, First Aid		ISSUED AND UNISSUED		Redeemed in 1984	6,895.37
Animal, Insect, & Rodent Control	3,000.00	SCHOOL	1,014,901	Cancelled, Abated or Adjusted (1984)	20,035.74
Other Welfare Services		Self-liquidating	2,771,000	Transfers to Foreclosed Property	
RECREATION and CONSERVATION		Other	941,275	Balance December 31, 1984	37,945.07
Beaches and Boardwalks		Total	4,727,176	PROPERTY ACQUIRED BY DEED OR FORECLOSURE	
Parks, Playgrounds, Shade Trees	22,293.00	ISSUED AND OUTSTANDING		Balance January 1, 1984	39,250.00
Land Reclamation & Conservation		SCHOOL	960,577.36	Transfers From Taxes or Liens	
Other Recreational Services	17,927.62	Self-Liquidating	1,971,000.00	Sale for Cash (1984)	
EDUCATION (excluding schools)		Other	876,275.00	Cancelled, Abated or Adjusted (1984)	
Libraries	26,498.59	Total	3,807,852.36	Balance December 31, 1984	39,250.00
Other Educational Services		EQUALIZED VALUATION BASIS		CURRENT FINANCES DECEMBER 31, 1984	
STATUTORY EXPENDITURES		FOR NET DEBT COMPUTATION	130,076,901	ASSETS	
Pensions & F. I. C. A.	33,474.00	REAL PROPERTY VALUATIONS		Cash Dec. 31, 1984	923,511.28
Employee Fringe Benefits	49,773.38	Code Class # of Parcels % VAL'N		Taxes Receivable	214,643.14
Other Statutory Expenditures	1,500.00	1 Vacant Land 317 3.83	3,491,867.00	Tax Title Liens	37,945.07
CETA And Other Public Employment Programs		2 Residential 1608 75.41	68,682,918.00	Foreclosed Property	39,250.00
MUNICIPAL FUNCTIONS TOTAL	1,131,827.22	3 Farm 25 .67	610,138.00	Emergencies & Other Deferred Charges	88,959.35
CAPITAL IMPROVEMENTS *M.E.M.*	25,000.00	4a Commercial 119 15.40	14,027,905.00	State and Federal Aid Receivable	755.72
DEBT SERVICE		4b Industrial 3 2.59	2,359,600.00	Other Receivables	47,867.73
Principal Payments	84,000.00	4c Apartments 15 2.09	1,904,689.00	Total	1,352,932.29
Interest Payments	68,558.95	Total 2092	91,077,117.00	LIABILITIES, RESERVES, AND SURPLUS	
DEFERRED CHARGES	57,771.45	Land Area 3.56 Sq. Miles		Cash Liabilities	912,827.69
SCHOOL, COUNTY, SPECIAL DISTRICT TAXES	3,518,044.77	Net Valuation Taxable-Municipal	95,171,450	Reserves for Receivables	339,705.94
RESERVE FOR UNCOLLECTED TAXES	158,594.30	Net Valuation Taxable-County	135,088,473	Surplus Dec. 31, 1984	100,398.66
EXPENDITURES TOTAL	5,013,796.69	State Equalized Valuation	137,722,343	Total	1,352,932.29
		State Equalization Ratio	68.16		

0406
 Population 1980 5,348
 Population 1984 5,481
 S & P Rating
 Moody Rating BAA
 General Tax Rate Per \$100. 4.76
 State Equalized Tax Rate 3.02

BERLIN TOWNSHIP - CAMDEN COUNTY
Form of Government:
Small Municipality Plan A (OMCL 50)
Number of Members on Governing Body - 5

PER CAPITA:
 Gross Debt 426.07
 Net Debt 285.58
 Debt Service 23.81
 Total Tax Levy 558.08
 Municipal Expenditures 321.80
 PER CENT:
 Gross Debt 2.59
 Net Debt 1.74
 Tax Levy Collected 90.68
 Tax Levy Cancelled, Abated or Adjusted .34

EXPENDITURES		REVENUES-REALIZED		1984 PROPERTY TAX	
GENERAL GOVERNMENT				STATE EQUALIZED TAX RATE	
Governing Body & Public Boards		1984 Property Taxes Collected	2,770,606.03	Local District School Taxes .78	750,678.00
Municipal Clerk		1984 Payments in Lieu of Taxes		Regional & Consolidated School Tax .73	707,492.92
Financial Administration	32,220.00	Delinquent Tax & Lien Collections	236,341.45	School Taxes in Municipal Budget	
Assessment of Taxes	14,145.00	Business Personality Replacement Taxes	14,136.48	County Taxes 1.10	1,061,464.00
Collection of Taxes	26,755.00	Taxes from Public Utilities	733,569.00	County Library Taxes .03	24,350.00
Planning, Housing & Development	17,036.94	Other Miscellaneous Tax Revenues		Local Municipal Purpose Taxes .39	377,017.52
Human Resources	400.00	State Aid Revenues	71,085.46	Veteran & Senior Citizen Taxes	65,200.00
Elections	3,203.94	Federal Aid Revenues		Total Taxes for Rate Computation 3.03	2,986,202.44
General Administration (other)	172,497.92	State and Local Fiscal Assistance Act Utilized	81,032.00	Special District Taxes	104,475.00
JUDICIARY		Sale of Acquired Property		Bank Corp. Taxes	5,926.20
Municipal Courts	38,709.52	Other Miscellaneous Revenues	226,322.26	Added and Omitted Taxes	27,415.03
PUBLIC SAFETY		Total	4,133,592.68	Total Taxes Levied - ABSTRACT	3,058,818.67
Fire Protection	2,125.00	Prior Years Surplus Appropriated	62,000.00	Total Taxes Billed	3,055,200.55
Police Protection	413,307.09	REVENUES TOTAL	4,195,592.68	1984 TAXES COLLECTED	2,770,606.03
Civil Defense & Disaster Control	1,300.00	Reserve For Uncollected Taxes	328,701.75	1984 Taxes Cancelled, Abated or Adjusted	10,325.13
Environmental Inspection & Control	24,475.00			Transfer to Tax Title Liens or Foreclosed	52,756.26
Other Public Safety		CAPITAL OUTLAY TOTAL	371,830.80	Balance Outstanding Dec. 31, 1984	221,513.13
PUBLIC WORKS				PRIOR YEARS TAXES OUTSTANDING	
Streets and Drainage	179,983.00	Public Enterprises		Balance January 1, 1984	235,588.25
Sewers and Sewage Processing		Recreation—Culture		Collected in 1984	197,523.26
Garbage and Trash Disposal	122,220.00	Public Works	245,344.69	Cancelled, Abated or Adjusted 1984	9,997.45
Public Buildings and Grounds	27,500.00	Buildings and Grounds	126,486.11	Transfers to Tax Title Liens or Foreclosed	20,806.31
Other Public Works	3,000.00	Library and Education		Balance December 31, 1984	7,261.23
HEALTH and WELFARE		Conservation		TAX TITLE LIENS OUTSTANDING	
Health Services Except Environmental	950.00	All Other		Balance January 1, 1984	133,189.76
Welfare-Public Assistance	12,945.00			Transfer From Taxes	75,971.32
Hospitals, Clinics, First Aid		CAPITAL DEBT AUTHORIZED, DECEMBER 31, 1984		Redeemed in 1984	39,318.19
Animal, Insect, & Rodent Control		ISSUED AND UNISSUED	GROSS DEBT	Cancelled, Abated or Adjusted (1984)	
Other Welfare Services		School	572,330	Transfers to Foreclosed Property	
RECREATION and CONSERVATION		Self-liquidating		Balance December 31, 1984	169,842.89
Beaches and Boardwalks		Other	1,762,979	PROPERTY ACQUIRED BY DEED OR FORECLOSURE	
Parks, Playgrounds, Shade Trees	11,500.00	Total	2,335,310	Balance January 1, 1984	40,430.00
Land Reclamation & Conservation	600.00	ISSUED AND OUTSTANDING		Transfers From Taxes or Liens	
Other Recreational Services	6,065.00	School	513,045.40	Sale for Cash (1984)	12,455.00
EDUCATION (excluding schools)		Self-liquidating		Cancelled, Abated or Adjusted (1984)	
Libraries	4,684.00	Other	1,624,520.57	Balance December 31, 1984	27,975.00
Other Educational Services		Total	2,137,565.97	CURRENT FINANCES DECEMBER 31, 1984	
STATUTORY EXPENDITURES		EQUALIZED VALUATION BASIS		ASSETS	
Pensions & F. I. C. A.	109,520.72	FOR NET DEBT COMPUTATION	90,136,431	Cash Dec. 31, 1984	580,004.27
Employee Fringe Benefits	52,630.00	REAL PROPERTY VALUATIONS		Taxes Receivable	228,774.36
Other Statutory Expenditures	2,000.00	Code Class # of Parcels % VAL'N	ASSESSED VALUATION	Tax Title Liens	169,842.89
CETA And Other Public Employment Programs		1 Vacant Land 375 7.03	4,271,400.00	Foreclosed Property	27,975.00
MUNICIPAL FUNCTIONS TOTAL	1,286,778.13	2 Residential 1475 74.44	45,237,550.00	Emergencies & Other Deferred Charges	16,983.94
CAPITAL IMPROVEMENTS *MEMO*	20,000.00	3 Farm 12 .42	253,950.00	State and Federal Aid Receivable	3,581.76
DEBT SERVICE		4a Commercial 94 14.26	8,665,200.00	Other Receivables	79,626.86
Principal Payments	39,203.34	4b Industrial 6 .91	554,600.00	Total	1,106,789.08
Interest Payments	91,272.33	4c Apartments 3 2.94	1,788,900.00	LIABILITIES, RESERVES, AND SURPLUS	
		Total 1965	60,771,600.00	Cash Liabilities	457,297.38
DEFERRED CHARGES	17,821.57	Land Area 3.27 Sq. Miles		Reserves for Receivables	506,219.11
SCHOOL, COUNTY, SPECIAL DISTRICT TAXES	2,648,459.92	Net Valuation Taxable-Municipal	61,390,593	Surplus Dec. 31, 1984	143,272.59
RESERVE FOR UNCOLLECTED TAXES	328,701.75	Net Valuation Taxable-County	89,998,577	Total	1,106,789.08
EXPENDITURES TOTAL	4,412,237.04	State Equalized Valuation	96,458,135		
		State Equalization Ratio	63.41		

1802
Population 1980 12,920
Population 1984 13,330
S & P Rating A+
Moody Rating AA

General Tax Rate Per \$100. 1.97
State Equalized Tax Rate 2.03

BERNARDS TOWNSHIP – SOMERSET CO.
Form of Government:
Township Committee
Number of Members on Governing Body – 5

PER CAPITA:
Gross Debt 1,214.54
Net Debt 725.26
Debt Service 85.28
Total Tax Levy 1,357.18
Municipal Expenditures 540.94
PER CENT:
Gross Debt 2.05
Net Debt 1.23
Tax Levy Collected 97.71
Tax Levy Cancelled, Abated or Adjusted 1.03

EXPENDITURES		REVENUES-REALIZED		1984 PROPERTY TAX	
GENERAL GOVERNMENT				STATE EQUALIZED TAX RATE →	
Governing Body & Public Boards		1984 Property Taxes Collected	17,706,836.77	Local District School Taxes 1.09	9,633,823.52
Municipal Clerk		1984 Payments in Lieu of Taxes	75,423.00	Regional & Consolidated School Tax	
Financial Administration	65,320.00	Delinquent Tax & Lien Collections	330,523.10	School Taxes in Municipal Budget	
Assessment of Taxes	38,755.00	Business Personalty Replacement Taxes	127,449.88	County Taxes .47	4,192,510.34
Collection of Taxes	43,864.00	Taxes from Public Utilities	1,099,809.00	County Library Taxes	
Planning, Housing & Development	142,860.00	Other Miscellaneous Tax Revenues		Local Municipal Purpose Taxes .46	4,109,488.47
Human Resources		State Aid Revenues	324,558.01	Veteran & Senior Citizen Taxes	64,050.00
Elections	2,841.00	Federal Aid Revenues		Total Taxes for Rate Computation 2.02	17,999,872.33
General Administration (other)	789,160.04	State and Local Fiscal Assistance Act Utilized	68,379.03	Special District Taxes	
JUDICIARY		Sale of Acquired Property		Bank Corp. Taxes	9,436.63
Municipal Courts	67,552.00	Other Miscellaneous Revenues	1,507,560.01	Added and Omitted Taxes	145,904.40
PUBLIC SAFETY		Total	21,240,538.80	Total Taxes Levied - ABSTRACT	18,091,163.36
Fire Protection	154,405.00	Prior Years Surplus Appropriated	300,000.00	Total Taxes Billed	18,121,329.83
Police Protection	985,453.03	REVENUES TOTAL	21,540,538.80	1984 TAXES COLLECTED	17,706,836.77
Civil Defense & Disaster Control	300.00	Reserve For Uncollected Taxes	788,134.88	1984 Taxes Cancelled, Abated or Adjusted	186,382.84
Environmental Inspection & Control	120,322.00	CAPITAL OUTLAY TOTAL	2,927,846.00	Transfer to Tax Title Liens or Foreclosed	13,394.40
Other Public Safety				Balance Outstanding Dec. 31, 1984	214,715.82
PUBLIC WORKS				PRIOR YEARS TAXES OUTSTANDING	
Streets and Drainage	1,107,805.11	Public Enterprises		Balance January 1, 1984	359,183.87
Sewers and Sewage Processing	90,000.00	Recreation—Culture	1,137,217.35	Collected in 1984	290,760.44
Garbage and Trash Disposal		Public Works	1,731,957.38	Cancelled, Abated or Adjusted 1984	46,433.37
Public Buildings and Grounds	417,791.00	Buildings and Grounds	49,937.61	Transfers to Tax Title Liens or Foreclosed	752.25
Other Public Works		Library and Education	8,733.66	Balance December 31, 1984	21,237.81
HEALTH and WELFARE		Conservation		TAX TITLE LIENS OUTSTANDING	
Health Services Except Environmental	131,233.00	All Other		Balance January 1, 1984	60,272.63
Welfare-Public Assistance	2,800.00	CAPITAL DEBT AUTHORIZED, DECEMBER 31, 1984		Transfer From Taxes	14,310.98
Hospitals, Clinics, First Aid		ISSUED AND UNISSUED	GROSS DEBT	Redeemed in 1984	39,762.66
Animal, Insect, & Rodent Control	13,252.00	School	6,522,000	Cancelled, Abated or Adjusted (1984)	4,103.97
Other Welfare Services		Self-liquidating	9,667,778	Transfers to Foreclosed Property	
RECREATION and CONSERVATION		Other	9,667,778	Balance December 31, 1984	30,716.98
Beaches and Boardwalks		Total	16,189,778	PROPERTY ACQUIRED BY DEED OR FORECLOSURE	
Parks, Playgrounds, Shade Trees	15,975.00	ISSUED AND OUTSTANDING		Balance January 1, 1984	201,450.00
Land Reclamation & Conservation	10,106.42	School	6,522,000.00	Transfers From Taxes or Liens	
Other Recreational Services	185,975.00	Self-Liquidating	8,947,428.00	Sale for Cash (1984)	
EDUCATION (excluding schools)		Other	15,469,428.00	Cancelled, Abated or Adjusted (1984)	
Libraries	287,773.00	Total		Balance December 31, 1984	201,450.00
Other Educational Services		EQUALIZED VALUATION BASIS		CURRENT FINANCES DECEMBER 31, 1984	
STATUTORY EXPENDITURES		FOR NET DEBT COMPUTATION	788,595,403	ASSETS	
Pensions & F. I. C. A.	343,764.00	REAL PROPERTY VALUATIONS		Cash Dec. 31, 1984	3,314,039.17
Employee Fringe Benefits	159,058.00	Code Class # of Parcels % VAL'N	ASSESSED VALUATION	Taxes Receivable	235,953.63
Other Statutory Expenditures	1,260.00	1 Vacant Land 573 4.79	43,328,400.00	Tax Title Liens	30,716.98
CETA And Other Public Employment Programs		2 Residential 3513 56.63	512,175,500.00	Foreclosed Property	201,450.00
MUNICIPAL FUNCTIONS		3 Farm 157 .91	8,193,600.00	Emergencies & Other Deferred Charges	137,000.00
CAPITAL IMPROVEMENTS		4a Commercial 82 37.35	337,797,500.00	State and Federal Aid Receivable	16,931.69
DEBT SERVICE		4b Industrial 6 .32	2,911,400.00	Other Receivables	463,409.31
Principal Payments	533,376.00	4c Apartments		Total	4,399,500.78
Interest Payments	603,364.62	Total 4331	904,406,500.00	LIABILITIES, RESERVES, AND SURPLUS	
DEFERRED CHARGES		Land Area 24.95 Sq. Miles		Cash Liabilities	2,595,644.05
SCHOOL, COUNTY, SPECIAL DISTRICT TAXES		Net Valuation Taxable-Municipal	912,458,170	Reserves for Receivables	931,529.92
RESERVE FOR UNCOLLECTED TAXES		Net Valuation Taxable-County	833,629,592	Surplus Dec. 31, 1984	872,326.81
EXPENDITURES		State Equalized Valuation	884,842,332	Total	4,399,500.78
TOTAL	21,037,049.26	State Equalization Ratio	103.15		

1803
Population 1980 6,715
Population 1984 6,801
S & P Rating
Moody Rating AA1

General Tax Rate Per \$100. 1.99
State Equalized Tax Rate 1.67

BERNARDSVILLE BORO. - SOMERSET CO.
Form of Government:
Borough Council
Number of Members on Governing Body - 6

PER CAPITA:
Gross Debt 235.55
Net Debt 2.65
Debt Service 3.67
Total Tax Levy 1,194.12
Municipal Expenditures 451.44

PER CENT:
Gross Debt .39
Net Debt
Tax Levy Collected 97.83
Tax Levy Cancelled, Abated or Adjusted

EXPENDITURES		REVENUES-REALIZED		1984 PROPERTY TAX	
GENERAL GOVERNMENT				STATE EQUALIZED TAX RATE	
Governing Body & Public Boards		1984 Property Taxes Collected	7,933,130.72	Local District School Taxes .91	4,376,936.01
Municipal Clerk		1984 Payments in Lieu of Taxes		Regional & Consolidated School Tax	
Financial Administration	10,288.00	Delinquent Tax & Lien Collections	196,936.67	School Taxes in Municipal Budget	
Assessment of Taxes	26,321.00	Business Personalty Replacement Taxes	84,377.08	County Taxes .45	2,162,984.30
Collection of Taxes	19,720.00	Taxes from Public Utilities	530,860.00	County Library Taxes	
Planning, Housing & Development	29,520.00	Other Miscellaneous Tax Revenues		Local Municipal Purpose Taxes .31	1,472,692.93
Human Resources		State Aid Revenues	60,127.49	Veteran & Senior Citizen Taxes	44,450.00
Elections		Federal Aid Revenues		Total Taxes for Rate Computation 1.67	8,057,063.24
General Administration (other)	392,419.30	State and Local Fiscal Assistance Act Utilized	27,978.66	Special District Taxes	
JUDICIARY		Sale of Acquired Property		Bank Corp. Taxes	19,274.27
Municipal Courts	24,059.00	Other Miscellaneous Revenues	373,253.67	Added and Omitted Taxes	89,355.26
PUBLIC SAFETY		Total	9,206,664.29	Total Taxes Levied - ABSTRACT	8,121,242.77
Fire Protection	77,245.00	Prior Years Surplus Appropriated	710,515.68	Total Taxes Billed	8,109,286.60
Police Protection	570,800.00	REVENUES TOTAL	9,923,179.97	1984 TAXES COLLECTED	7,933,130.72
Civil Defense & Disaster Control	1,000.00	Reserve For Uncollected Taxes	667,115.48	1984 Taxes Cancelled, Abated or Adjusted	
Environmental Inspection & Control	42,923.00	CAPITAL OUTLAY TOTAL	165,381.94	Transfer to Tax Title Liens or Foreclosed	1,586.03
Other Public Safety				Balance Outstanding Dec. 31, 1984	174,569.85
PUBLIC WORKS				PRIOR YEARS TAXES OUTSTANDING	
Streets and Drainage	345,960.00	Public Enterprises		Balance January 1, 1984	224,694.65
Sewers and Sewage Processing	140,037.00	Recreation—Culture	56,393.78	Collected in 1984	179,587.67
Garbage and Trash Disposal	156,303.20	Public Works	81,782.76	Cancelled, Abated or Adjusted 1984	
Public Buildings and Grounds	52,900.00	Buildings and Grounds	22,112.90	Transfers to Tax Title Liens or Foreclosed	764.94
Other Public Works		Library and Education	5,092.40	Balance December 31, 1984	44,342.04
HEALTH and WELFARE		Conservation		TAX TITLE LIENS OUTSTANDING	
Health Services Except Environmental	33,623.00	All Other		Balance January 1, 1984	19,362.18
Welfare-Public Assistance	2,345.00	CAPITAL DEBT AUTHORIZED, DECEMBER 31, 1984		Transfer From Taxes	2,441.34
Hospitals, Clinics, First Aid		ISSUED AND UNISSUED		Redeemed in 1984	17,349.00
Animal, Insect, & Rodent Control	5,350.00	School	1,569,000	Cancelled, Abated or Adjusted (1984)	
Other Welfare Services		Self-liquidating		Transfers to Foreclosed Property	
RECREATION and CONSERVATION		Other	33,000	Balance December 31, 1984	4,454.52
Beaches and Boardwalks		Total	1,602,000	PROPERTY ACQUIRED BY DEED OR	
Parks, Playgrounds, Shade Trees	5,733.00			FORECLOSURE	
Land Reclamation & Conservation	775.00	ISSUED AND OUTSTANDING		Balance January 1, 1984	13,100.00
Other Recreational Services	49,000.00	School	1,560,000.00	Transfers From Taxes or Liens	
EDUCATION (excluding schools)		Self-Liquidating		Sale for Cash (1984)	
Libraries	147,200.00	Other	33,000.00	Cancelled, Abated or Adjusted (1984)	
Other Educational Services		Total	1,602,000.00	Balance December 31, 1984	13,100.00
STATUTORY EXPENDITURES		EQUALIZED VALUATION BASIS		CURRENT FINANCES DECEMBER 31, 1984	
Pensions & F. I. C. A.	157,170.00	FOR NET DEBT COMPUTATION	416,063,640	ASSETS	
Employee Fringe Benefits	69,890.00	REAL PROPERTY VALUATIONS		Cash Dec. 31, 1984	1,686,832.86
Other Statutory Expenditures	10,638.00	Code Class # of Parcels % VAL'N		Taxes Receivable	218,911.89
CETA And Other Public Employment Programs		1 Vacant Land 253 4.48	17,679,000.00	Tax Title Liens	4,454.52
MUNICIPAL FUNCTIONS TOTAL	2,371,224.50	2 Residential 2054 33.64	330,141,900.00	Foreclosed Property	13,100.00
CAPITAL IMPROVEMENTS *MEMO*	235,211.52	3 Farm 37 1.13	4,443,175.00	Emergencies & Other Deferred Charges	
DEBT SERVICE		4a Commercial 111 8.95	35,308,900.00	State and Federal Aid Receivable	
Principal Payments	20,000.00	4b Industrial 2 1.31	5,158,800.00	Other Receivables	1,359.85
Interest Payments	4,975.50	4c Apartments 4 .50	1,991,100.00	Total	1,924,659.12
DEFERRED CHARGES	6,916.65	Total 2461	394,722,375.00	LIABILITIES, RESERVES, AND SURPLUS	
SCHOOL, COUNTY, SPECIAL DISTRICT TAXES	6,539,920.31	Land Area 12.85 Sq. Miles		Cash Liabilities	359,718.39
RESERVE FOR UNCOLLECTED TAXES	667,115.48	Net Valuation Taxable-Municipal	403,477,514	Reserves for Receivables	237,826.26
EXPENDITURES TOTAL	9,610,152.44	Net Valuation Taxable-County	427,971,901	Surplus Dec. 31, 1984	1,327,114.47
		State Equalized Valuation	480,071,400	Total	1,924,659.12
		State Equalization Ratio	83.77		

1002

Population 1980 3,045
 Population 1984 3,185
 S & P Rating
 Moody Rating

General Tax Rate Per \$100.

2.56

State Equalized Tax Rate
2.40**BETHLEHEM TOWNSHIP – HUNTERDON CO.****Form of Government:****Township Committee****Number of Members on Governing Body – 3****PER CAPITA:**

Gross Debt 815.98

Net Debt

Debt Service

Total Tax Levy 790.81

Municipal Expenditures 281.77

PER CENT:

Gross Debt 2.65

Net Debt

Tax Levy Collected 91.48

Tax Levy Cancelled, Abated
or Adjusted .61

EXPENDITURES		REVENUES-REALIZED		1984 PROPERTY TAX	
GENERAL GOVERNMENT				STATE EQUALIZED TAX RATE	
Governing Body & Public Boards		1984 Property Taxes Collected	2,306,566.80	Local District School Taxes 1.13	1,167,316.50
Municipal Clerk		1984 Payments in Lieu of Taxes		Regional & Consolidated School Tax .67	694,049.52
Financial Administration	15,400.00	Delinquent Tax & Lien Collections	213,696.32	School Taxes in Municipal Budget	
Assessment of Taxes	16,000.00	Business Personalty Replacement Taxes	30,934.00	County Taxes .44	448,657.20
Collection of Taxes	15,950.00	Taxes from Public Utilities	146,971.00	County Library Taxes .03	28,423.91
Planning, Housing & Development	48,050.00	Other Miscellaneous Tax Revenues		Local Municipal Purpose Taxes .13	133,600.00
Human Resources		State Aid Revenues	11,022.22	Veteran & Senior Citizen Taxes	21,500.00
Elections	799.77	Federal Aid Revenues		Total Taxes for Rate Computation 2.40	2,493,547.13
General Administration (other)	88,821.64	State and Local Fiscal Assistance Act Utilized	18,504.00	Special District Taxes	
JUDICIARY		Sale of Acquired Property		Bank Corp. Taxes	
Municipal Courts	11,750.00	Other Miscellaneous Revenues	241,501.73	Added and Omitted Taxes	46,666.91
PUBLIC SAFETY		Total	2,969,196.07	Total Taxes Levied - ABSTRACT	2,518,714.04
Fire Protection	27,000.00	Prior Years Surplus Appropriated	325,000.00	Total Taxes Billed	2,521,514.92
Police Protection	12,000.00	REVENUES TOTAL	3,294,196.07	1984 TAXES COLLECTED	2,306,566.80
Civil Defense & Disaster Control	250.00	Reserve For Uncollected Taxes	292,032.00	1984 Taxes Cancelled, Abated or Adjusted	15,256.84
Environmental Inspection & Control		CAPITAL OUTLAY TOTAL	1,370.00	Transfer to Tax Title Liens or Foreclosed	14,166.88
Other Public Safety				Balance Outstanding Dec. 31, 1984	185,524.40
PUBLIC WORKS				PRIOR YEARS TAXES OUTSTANDING	
Streets and Drainage	293,004.00	Public Enterprises		Balance January 1, 1984	209,404.84
Sewers and Sewage Processing		Recreation—Culture		Collected in 1984	205,790.63
Garbage and Trash Disposal	9,000.00	Public Works		Cancelled, Abated or Adjusted 1984	1,382.24
Public Buildings and Grounds	15,078.76	Buildings and Grounds	1,370.00	Transfers to Tax Title Liens or Foreclosed	355.60
Other Public Works		Library and Education		Balance December 31, 1984	1,876.37
HEALTH and WELFARE		Conservation		TAX TITLE LIENS OUTSTANDING	
Health Services Except Environmental	1,025.00	All Other		Balance January 1, 1984	123,785.24
Welfare-Public Assistance	1,350.00	CAPITAL DEBT AUTHORIZED, DECEMBER 31, 1984		Transfer From Taxes	18,846.07
Hospitals, Clinics, First Aid		ISSUED AND UNISSUED		Redeemed in 1984	7,905.69
Animal, Insect, & Rodent Control	1,500.00	School	2,598,890	Cancelled, Abated or Adjusted (1984)	
Other Welfare Services		Self-liquidating		Transfers to Foreclosed Property	
RECREATION and CONSERVATION		Other		Balance December 31, 1984	134,725.62
Beaches and Boardwalks		Total	2,598,890	PROPERTY ACQUIRED BY DEED OR FORECLOSURE	
Parks, Playgrounds, Shade Trees				Balance January 1, 1984	
Land Reclamation & Conservation	5,849.83	ISSUED AND OUTSTANDING		Transfers From Taxes or Liens	
Other Recreational Services	7,500.00	School	2,553,253.52	Sale for Cash (1984)	
EDUCATION (excluding schools)		Self-liquidating		Cancelled, Abated or Adjusted (1984)	
Libraries		Other		Balance December 31, 1984	
Other Educational Services		Total	2,553,253.52	CURRENT FINANCES DECEMBER 31, 1984	
STATUTORY EXPENDITURES		EQUALIZED VALUATION BASIS		ASSETS	
Pensions & F. I. C. A.	13,500.00	FOR NET DEBT COMPUTATION	98,234,227	Cash Dec. 31, 1984	1,689,189.91
Employee Fringe Benefits	3,800.00	REAL PROPERTY VALUATIONS		Taxes Receivable	187,400.77
Other Statutory Expenditures	2,000.00	Code Class # of Parcels % VAL'N		Tax Title Liens	134,725.62
CETA And Other Public Employment Programs		1 Vacant Land 245 6.75	6,496,100.00	Foreclosed Property	
MUNICIPAL FUNCTIONS		2 Residential 760 72.51	69,779,360.00	Emergencies & Other Deferred Charges	412.49
CAPITAL IMPROVEMENTS *MEMO*	10,000.00	3 Farm 420 15.42	14,842,563.00	State and Federal Aid Receivable	
DEBT SERVICE		4a Commercial 16 3.73	3,585,000.00	Other Receivables	34,128.75
Principal Payments		4b Industrial 3 1.59	1,529,200.00	Total	2,045,857.54
Interest Payments		4c Apartments		LIABILITIES, RESERVES, AND SURPLUS	
		Total 1444	96,233,223.00	Cash Liabilities	1,080,663.05
DEFERRED CHARGES		Land Area 20.50 Sq. Miles		Reserves for Receivables	356,255.14
SCHOOL, COUNTY, SPECIAL DISTRICT TAXES	10,769.32	Net Valuation Taxable-Municipal	96,667,377	Surplus Dec. 31, 1984	608,939.35
RESERVE FOR UNCOLLECTED TAXES	2,338,447.13	Net Valuation Taxable-County	99,591,404	Total	2,045,857.54
EXPENDITURES TOTAL	3,235,977.45	State Equalized Valuation	103,066,451		
		State Equalization Ratio	92.77		

0302
Population 1980 2,919
Population 1984 2,916
S & P Rating
Moody Rating

General Tax Rate Per \$100.
2.94
State Equalized Tax Rate
2.70

BEVERLY CITY – BURLINGTON COUNTY
Form of Government:
Special Charter (P.L. 1857 c. 162)
Number of Members on Governing Body – 9

PER CAPITA:
Gross Debt 141.98
Net Debt 63.79
Debt Service 36.26
Total Tax Levy 399.91
Municipal Expenditures 267.59
PER CENT:
Gross Debt 1.07
Net Debt .48
Tax Levy Collected 89.21
Tax Levy Cancelled, Abated or Adjusted

EXPENDITURES		REVENUES-REALIZED		1984 PROPERTY TAX	
GENERAL GOVERNMENT				STATE EQUALIZED TAX RATE	
Governing Body & Public Boards		1984 Property Taxes Collected	1,034,490.81	Local District School Taxes	1.59
Municipal Clerk		1984 Payments in Lieu of Taxes	7,887.93	Regional & Consolidated School Tax	
Financial Administration	10,312.00	Delinquent Tax & Lien Collections	122,091.33	School Taxes in Municipal Budget	
Assessment of Taxes	3,434.00	Business Personalty Replacement Taxes	23,660.26	County Taxes	.58
Collection of Taxes	8,123.00	Taxes from Public Utilities	153,515.00	County Library Taxes	.03
Planning, Housing & Development	2,122.00	Other Miscellaneous Tax Revenues		Local Municipal Purpose Taxes	.50
Human Resources	750.00	State Aid Revenues	105,355.34	Veteran & Senior Citizen Taxes	
Elections		Federal Aid Revenues		Total Taxes for Rate Computation	2.70
General Administration (other)	38,574.00	State and Local Fiscal Assistance Act Utilized	26,036.00	Special District Taxes	
JUDICIARY		Sale of Acquired Property		Bank Corp. Taxes	
Municipal Courts	9,154.00	Other Miscellaneous Revenues	108,055.29	Added and Omitted Taxes	
PUBLIC SAFETY		Total	1,581,092.06	Total Taxes Levied - ABSTRACT	1,156,132.99
Fire Protection		Prior Years Surplus Appropriated	144,000.00	Total Taxes Billed	1,159,582.56
Police Protection	163,012.00	REVENUES TOTAL	1,725,092.06	1984 TAXES COLLECTED	1,034,490.81
Civil Defense & Disaster Control		Reserve For Uncollected Taxes	162,975.50	1984 Taxes Cancelled, Abated or Adjusted	
Environmental Inspection & Control	7,153.38	CAPITAL OUTLAY TOTAL	57,253.20	Transfer to Tax Title Liens or Foreclosed	
Other Public Safety				Balance Outstanding Dec. 31, 1984	16,361.63
PUBLIC WORKS					108,730.12
Streets and Drainage	67,500.00	Public Enterprises		PRIOR YEARS TAXES OUTSTANDING	
Sewers and Sewage Processing		Recreation—Culture		Balance January 1, 1984	123,382.92
Garbage and Trash Disposal	63,892.00	Public Works	52,853.20	Collected in 1984	110,279.44
Public Buildings and Grounds	15,250.00	Buildings and Grounds	4,400.00	Cancelled, Abated or Adjusted 1984	.02
Other Public Works		Library and Education		Transfers to Tax Title Liens or Foreclosed	
HEALTH and WELFARE		Conservation		Balance December 31, 1984	10,516.51
Health Services Except Environmental	4,198.00	All Other			2,586.95
Welfare-Public Assistance	6,995.00	CAPITAL DEBT AUTHORIZED, DECEMBER 31, 1984		TAX TITLE LIENS OUTSTANDING	
Hospitals, Clinics, First Aid		ISSUED AND UNISSUED		Balance January 1, 1984	34,151.44
Animal, Insect, & Rodent Control	2,200.00	School	228,000.00	Transfer From Taxes	
Other Welfare Services		Self-liquidating		Redeemed in 1984	29,066.53
RECREATION and CONSERVATION		Other	186,000.00	Cancelled, Abated or Adjusted (1984)	11,811.89
Beaches and Boardwalks		Total	414,000.00	Transfers to Foreclosed Property	
Parks, Playgrounds, Shade Trees	4,500.00	ISSUED AND OUTSTANDING		Balance December 31, 1984	10,250.66
Land Reclamation & Conservation		School	228,000.00		41,155.42
Other Recreational Services	1,500.00	Self-liquidating		PROPERTY ACQUIRED BY DEED OR	
EDUCATION (excluding schools)		Other	110,000.00	FORECLOSURE	
Libraries	1,600.00	Total	338,000.00	Balance January 1, 1984	13,199.34
Other Educational Services		EQUALIZED VALUATION BASIS		Transfers From Taxes or Liens	
STATUTORY EXPENDITURES		FOR NET DEBT COMPUTATION	38,860,388	Sale for Cash (1984)	10,250.66
Pensions & F. I. C. A.	24,890.55	REAL PROPERTY VALUATIONS		Cancelled, Abated or Adjusted (1984)	
Employee Fringe Benefits	9,000.00	Code Class # of Parcels % VAL'N		Balance December 31, 1984	23,450.00
Other Statutory Expenditures	3,100.00	1 Vacant Land 70 1.30	488,900.00	CURRENT FINANCES DECEMBER 31, 1984	
CETA And Other Public Employment Programs		2 Residential 815 86.02	32,362,965.00	ASSETS	
MUNICIPAL FUNCTIONS TOTAL	497,249.93	3 Farm		Cash Dec. 31, 1984	442,156.72
CAPITAL IMPROVEMENTS *MEMO*	25,000.00	4a Commercial 55 7.31	2,751,400.00	Taxes Receivable	111,317.07
DEBT SERVICE		4b Industrial 15 4.56	1,714,600.00	Tax Title Liens	41,155.42
Principal Payments	76,000.00	4c Apartments 4 .81	305,900.00	Foreclosed Property	23,450.00
Interest Payments	29,742.50	Total 967	37,623,765.00	Emergencies & Other Deferred Charges	4,169.16
TYPE I SCHL DEBT *MEMO*	73,782.50	Land Area .54 Sq. Miles		State and Federal Aid Receivable	1,795.33
DEFERRED CHARGES	14,335.45	Net Valuation Taxable-Municipal	37,833,425	Other Receivables	40,333.20
SCHOOL, COUNTY, SPECIAL DISTRICT TAXES	951,178.92	Net Valuation Taxable-County	39,520,927	Total	664,376.90
RESERVE FOR UNCOLLECTED TAXES	162,975.50	State Equalized Valuation	41,176,303	LIABILITIES, RESERVES, AND SURPLUS	
EXPENDITURES TOTAL	1,731,482.30	State Equalization Ratio	91.94	Cash Liabilities	86,458.87
				Reserves for Receivables	216,255.69
				Surplus Dec. 31, 1984	361,662.34
				Total	664,376.90

2104
Population 1980 4,360
Population 1984 4,604
S & P Rating
Moody Rating

General Tax Rate Per \$100. .93
State Equalized Tax Rate .60

BLAIRSTOWN TOWNSHIP – WARREN CO.
Form of Government:
Township Committee
Number of Members on Governing Body – 5

PER CAPITA:
Gross Debt 110.13
Net Debt
Debt Service
Total Tax Levy 215.49
Municipal Expenditures 801.87
PER CENT:
Gross Debt .34
Net Debt
Tax Levy Collected 93.62
Tax Levy Cancelled, Abated or Adjusted

EXPENDITURES		REVENUES-REALIZED		1984 PROPERTY TAX	
GENERAL GOVERNMENT				STATE EQUALIZED TAX RATE	
Governing Body & Public Boards		1984 Property Taxes Collected	930,576.59	Local District School Taxes	
Municipal Clerk		1984 Payments in Lieu of Taxes		Regional & Consolidated School Tax	
Financial Administration	21,500.00	Delinquent Tax & Lien Collections	68,685.00	School Taxes in Municipal Budget	
Assessment of Taxes	21,921.00	Business Personalty Replacement Taxes	31,835.08	County Taxes	.57 924,273.68
Collection of Taxes	16,900.00	Taxes from Public Utilities	2,993,092.00	County Library Taxes	.03 51,101.72
Planning, Housing & Development	38,150.00	Other Miscellaneous Tax Revenues		Local Municipal Purpose Taxes	
Human Resources		State Aid Revenues		Veteran & Senior Citizen Taxes	40,400.00
Elections		Federal Aid Revenues		Total Taxes for Rate Computation	.60 1,015,775.40
General Administration (other)	172,700.00	State and Local Fiscal Assistance Act Utilized	17,108.00	Special District Taxes	
JUDICIARY		Sale of Acquired Property		Bank Corp. Taxes	4,848.45
Municipal Courts	27,033.01	Other Miscellaneous Revenues	996,265.99	Added and Omitted Taxes	11,912.33
PUBLIC SAFETY		Total	5,037,562.66	Total Taxes Levied - ABSTRACT	992,136.18
Fire Protection	20,440.00	Prior Years Surplus Appropriated	14,030.20	Total Taxes Billed	994,031.03
Police Protection	270,500.00	REVENUES TOTAL	5,051,592.86	1984 TAXES COLLECTED	930,576.59
Civil Defense & Disaster Control	1,775.00	Reserve For Uncollected Taxes	100,000.00	1984 Taxes Cancelled, Abated or Adjusted	
Environmental Inspection & Control	32,510.00	CAPITAL OUTLAY TOTAL	258,293.01	Transfer to Tax Title Liens or Foreclosed	1,756.08
Other Public Safety				Balance Outstanding Dec. 31, 1984	61,698.36
PUBLIC WORKS				PRIOR YEARS TAXES OUTSTANDING	
Streets and Drainage	397,400.00	Public Enterprises		Balance January 1, 1984	86,019.87
Sewers and Sewage Processing		Recreation—Culture		Collected in 1984	68,148.94
Garbage and Trash Disposal	15,000.00	Public Works	258,293.01	Cancelled, Abated or Adjusted 1984	233.98
Public Buildings and Grounds	40,600.00	Buildings and Grounds		Transfers to Tax Title Liens or Foreclosed	
Other Public Works		Library and Education		Balance December 31, 1984	17,636.95
HEALTH and WELFARE		Conservation		TAX TITLE LIENS OUTSTANDING	
Health Services Except Environmental	7,000.00	All Other		Balance January 1, 1984	6,259.86
Welfare-Public Assistance	6,500.00	CAPITAL DEBT AUTHORIZED, DECEMBER 31, 1984		Transfer From Taxes	1,756.08
Hospitals, Clinics, First Aid		ISSUED AND UNISSUED		Redeemed in 1984	536.06
Animal, Insect, & Rodent Control	2,000.00	School	507,037	Cancelled, Abated or Adjusted (1984)	
Other Welfare Services		Self-liquidating		Transfers to Foreclosed Property	
RECREATION and CONSERVATION		Other		Balance December 31, 1984	7,479.88
Beaches and Boardwalks		Total	507,037	PROPERTY ACQUIRED BY DEED OR	
Parks, Playgrounds, Shade Trees	500.00	ISSUED AND OUTSTANDING		FORECLOSURE	
Land Reclamation & Conservation	56,083.00	School	507,037.52	Balance January 1, 1984	
Other Recreational Services		Self-Liquidating		Transfers From Taxes or Liens	
EDUCATION (excluding schools)		Other		Sale for Cash (1984)	
Libraries	7,000.00	Total	507,037.52	Cancelled, Abated or Adjusted (1984)	
Other Educational Services	1,003,963.00	EQUALIZED VALUATION BASIS		Balance December 31, 1984	
STATUTORY EXPENDITURES		FOR NET DEBT COMPUTATION	150,430,640	CURRENT FINANCES DECEMBER 31, 1984	
Pensions & F. I. C. A.	67,000.00	REAL PROPERTY VALUATIONS		ASSETS	
Employee Fringe Benefits	31,000.00	Code Class # of Parcels % VAL'N		Cash Dec. 31, 1984	8,381,196.38
Other Statutory Expenditures	3,000.00	1 Vacant Land 654 12.29	12,813,880.00	Taxes Receivable	79,335.31
CETA And Other Public Employment Programs		2 Residential 1268 69.92	72,900,925.00	Tax Title Liens	7,479.88
MUNICIPAL FUNCTIONS TOTAL	2,255,480.01	3 Farm 283 7.37	7,688,044.00	Foreclosed Property	
CAPITAL IMPROVEMENTS *M.F.M.I.*	120,000.00	4a Commercial 88 7.96	8,295,989.00	Emergencies & Other Deferred Charges	
DEBT SERVICE		4b Industrial 14 2.46	2,569,250.00	State and Federal Aid Receivable	
Principal Payments		4c Apartments		Other Receivables	26,384.15
Interest Payments		Total 2317	104,268,088.00	Total	8,494,395.72
DEFERRED CHARGES	1,336,314.47	Land Area 30.90 Sq. Miles		LIABILITIES, RESERVES, AND SURPLUS	
SCHOOL, COUNTY, SPECIAL DISTRICT TAXES	975,375.40	Net Valuation Taxable-Municipal	105,403,570	Cash Liabilities	1,729,380.65
RESERVE FOR UNCOLLECTED TAXES	100,000.00	Net Valuation Taxable-County	152,625,360	Reserves for Receivables	113,199.34
EXPENDITURES TOTAL	4,667,169.88	State Equalized Valuation	161,424,626	Surplus Dec. 31, 1984	6,651,815.73
		State Equalization Ratio	65.05	Total	8,494,395.72

0702
Population 1980 47,792
Population 1984 47,557
S & P Rating AA
Moody Rating AA

General Tax Rate Per \$100. 8.39
State Equalized Tax Rate 3.40

BLOOMFIELD TOWNSHIP - ESSEX COUNTY
Form of Government:
Special Charter (P.L. 1955 c. 201)
Number of Members on Governing Body - 7

PER CAPITA:
Gross Debt 216.42
Net Debt 126.28
Debt Service 23.15
Total Tax Levy 780.84
Municipal Expenditures 408.30
PER CENT:
Gross Debt 1.04
Net Debt .61
Tax Levy Collected 96.81
Tax Levy Cancelled, Abated or Adjusted 1.55

EXPENDITURES		REVENUES-REALIZED		1984 PROPERTY TAX	
GENERAL GOVERNMENT				STATE EQUALIZED TAX RATE	
Governing Body & Public Boards		1984 Property Taxes Collected	35,333,297.20	Local District School Taxes	1.37
Municipal Clerk	85,369.00	1984 Payments in Lieu of Taxes	38,154.60	Regional & Consolidated School Tax	
Financial Administration	257,060.00	Delinquent Tax & Lien Collections	633,885.71	School Taxes in Municipal Budget	.01
Assessment of Taxes	96,145.00	Business Personalty Replacement Taxes	1,040,042.40	County Taxes	1.03
Collection of Taxes		Taxes from Public Utilities	2,357,714.00	County Library Taxes	
Planning, Housing & Development	53,515.00	Other Miscellaneous Tax Revenues	20,316.61	Local Municipal Purpose Taxes	.99
Human Resources	194,643.00	State Aid Revenues	1,305,120.79	Veteran & Senior Citizen Taxes	
Elections		Federal Aid Revenues		Total Taxes for Rate Computation	3.40
General Administration (other)	992,370.00	State and Local Fiscal Assistance-Act Utilized	785,956.00	Special District Taxes	
JUDICIARY		Sale of Acquired Property	2,300.00	Bank Corp. Taxes	90,892.26
Municipal Courts	120,580.00	Other Miscellaneous Revenues	1,451,013.37	Added and Omitted Taxes	70,013.64
PUBLIC SAFETY		Total	43,517,800.73	Total Taxes Levied - ABSTRACT	37,134,625.47
Fire Protection	3,172,558.00	Prior Years Surplus Appropriated	1,190,000.00	Total Taxes Billed	37,064,896.42
Police Protection	3,735,875.00	REVENUES TOTAL	44,707,800.73	1984 TAXES COLLECTED	35,883,297.30
Civil Defense & Disaster Control	17,024.00	Reserve For Uncollected Taxes	1,460,000.00	1984 Taxes Cancelled, Abated or Adjusted	574,696.43
Environmental Inspection & Control	232,585.00	CAPITAL OUTLAY TOTAL	1,119,299.73	Transfer to Tax Title Liens or Foreclosed	34,971.98
Other Public Safety				Balance Outstanding Dec. 31, 1984	571,930.71
PUBLIC WORKS				PRIOR YEARS TAXES OUTSTANDING	
Streets and Drainage	678,882.00	Public Enterprises	40,457.83	Balance January 1, 1984	637,760.85
Sewers and Sewage Processing	951,387.50	Recreation—Culture	170,687.45	Collected in 1984	602,678.48
Garbage and Trash Disposal	1,059,620.00	Public Works	195,940.78	Cancelled, Abated or Adjusted 1984	
Public Buildings and Grounds	273,650.00	Buildings and Grounds	712,213.67	Transfers to Tax Title Liens or Foreclosed	35,082.37
Other Public Works	212,000.00	Library and Education		Balance December 31, 1984	
HEALTH and WELFARE		Conservation		TAX TITLE LIENS OUTSTANDING	
Health Services Except Environmental	511,629.00	All Other		Balance January 1, 1984	54,138.16
Welfare-Public Assistance	79,060.00	CAPITAL DEBT AUTHORIZED, DECEMBER 31, 1984		Transfer From Taxes	70,207.13
Hospitals, Clinics, First Aid		ISSUED AND UNISSUED		Redeemed in 1984	31,207.23
Animal, Insect, & Rodent Control	22,979.00	School	3,357,000	Cancelled, Abated or Adjusted (1984)	
Other Welfare Services		Self-liquidating	930,000	Transfers to Foreclosed Property	
RECREATION and CONSERVATION		Other	6,005,369	Balance December 31, 1984	93,138.06
Beaches and Boardwalks		Total	10,292,369	PROPERTY ACQUIRED BY DEED OR FORECLOSURE	
Parks, Playgrounds, Shade Trees	217,809.00	ISSUED AND OUTSTANDING		Balance January 1, 1984	219,600.00
Land Reclamation & Conservation	20,000.00	School	403,000.00	Transfers From Taxes or Liens	
Other Recreational Services	383,335.00	Self-Liquidating	690,000.00	Sale for Cash (1984)	2,300.00
EDUCATION (excluding schools)		Other	5,836,000.00	Cancelled, Abated or Adjusted (1984)	
Libraries	629,822.00	Total	6,929,000.00	Balance December 31, 1984	217,300.00
Other Educational Services	4,400.00	EQUALIZED VALUATION BASIS		CURRENT FINANCES DECEMBER 31, 1984	
STATUTORY EXPENDITURES		FOR NET DEBT COMPUTATION	986,734,761	ASSETS	
Pensions & F. I. C. A.	1,687,537.00	REAL PROPERTY VALUATIONS		Cash Dec. 31, 1984	2,324,134.65
Employee Fringe Benefits	938,070.00	Code Class # of Parcels % VAL'N		Taxes Receivable	571,930.71
Other Statutory Expenditures	35,000.00	1 Vacant Land 342 .44	1,925,600.00	Tax Title Liens	93,138.06
CETA And Other Public Employment Programs		2 Residential 10535 67.31	273,143,900.00	Foreclosed Property	217,300.00
MUNICIPAL FUNCTIONS TOTAL	16,673,903.50	3 Farm		Emergencies & Other Deferred Charges	12,627.50
CAPITAL IMPROVEMENTS *MEMO*	30,000.00	4a Commercial 746 17.88	77,868,000.00	State and Federal Aid Receivable	
DEBT SERVICE		4b Industrial 88 7.06	30,724,500.00	Other Receivables	89,885.46
Principal Payments	790,000.00	4c Apartments 111 7.31	31,821,800.00	Total	3,309,016.38
Interest Payments	310,902.50	Total 11872	435,483,800.00	LIABILITIES, RESERVES, AND SURPLUS	
TYPE I SCHL DEBT *MEMO	133,600.00	Land Area 5.40 Sq. Miles		Cash Liabilities	1,518,775.75
DEFERRED CHARGES	182,911.90	Net Valuation Taxable-Municipal	440,933,700	Reserves for Receivables	893,496.39
SCHOOL, COUNTY, SPECIAL DISTRICT TAXES	26,176,298.57	Net Valuation Taxable-County	1,007,857,644	Surplus Dec. 31, 1984	896,744.24
RESERVE FOR UNCOLLECTED TAXES	1,460,000.00	State Equalized Valuation	1,078,856,390	Total	3,309,016.38
EXPENDITURES TOTAL	45,594,016.47	State Equalization Ratio	40.58		

1601

Population 1980 7,867
 Population 1984 7,991
 S & P Rating
 Moody Rating BAA1

General Tax Rate Per \$100.

5.09

State Equalized Tax Rate

2.68

BLOOMINGDALE BOROUGH - PASSAIC CO.**Form of Government:****Borough Council****Number of Members on Governing Body - 6**

PER CAPITA:

Gross Debt 468.14
 Net Debt 365.53
 Debt Service 35.08
 Total Tax Levy 685.24
 Municipal Expenditures 313.29

PER CENT:

Gross Debt 2.01
 Net Debt 1.57
 Tax Levy Collected 96.61
 Tax Levy Cancelled, Abated or Adjusted .22

EXPENDITURES		REVENUES-REALIZED		1984 PROPERTY TAX	
GENERAL GOVERNMENT				STATE EQUALIZED TAX RATE	
Governing Body & Public Boards	6,900.00	1984 Property Taxes Collected	5,278,407.71	Local District School Taxes 1.41	2,865,480.50
Municipal Clerk		1984 Payments in Lieu of Taxes		Regional & Consolidated School Tax	
Financial Administration	7,500.00	Delinquent Tax & Lien Collections	171,860.85	School Taxes in Municipal Budget	
Assessment of Taxes	10,636.00	Business Personalty Replacement Taxes	66,231.64	County Taxes .59	1,203,422.99
Collection of Taxes	48,767.00	Taxes from Public Utilities	292,908.00	County Library Taxes	
Planning, Housing & Development	64,250.00	Other Miscellaneous Tax Revenues		Local Municipal Purpose Taxes .68	1,379,604.80
Human Resources	2,450.00	State Aid Revenues	132,895.64	Veteran & Senior Citizen Taxes	78,750.00
Elections	1,822.66	Federal Aid Revenues		Total Taxes for Rate Computation 2.68	5,527,258.29
General Administration (other)	240,756.83	State and Local Fiscal Assistance Act Utilized	76,456.00	Special District Taxes	
JUDICIARY		Sale of Acquired Property		Bank Corp. Taxes	7,422.26
Municipal Courts	13,437.00	Other Miscellaneous Revenues	160,180.90	Added and Omitted Taxes	19,816.23
PUBLIC SAFETY		Total	6,178,940.74	Total Taxes Levied - ABSTRACT	5,475,746.78
Fire Protection	25,600.00	Prior Years Surplus Appropriated	215,000.00	Total Taxes Billed	5,463,382.80
Police Protection	466,652.28	REVENUES TOTAL	6,393,940.74	1984 TAXES COLLECTED	5,278,407.71
Civil Defense & Disaster Control	1.00	Reserve For Uncollected Taxes	219,518.10	1984 Taxes Cancelled, Abated or Adjusted	12,127.93
Environmental Inspection & Control	14,075.00	CAPITAL OUTLAY TOTAL	455,349.75	Transfer to Tax Title Liens or Foreclosed	12,775.90
Other Public Safety				Balance Outstanding Dec. 31, 1984	160,071.26
PUBLIC WORKS				PRIOR YEARS TAXES OUTSTANDING	
Streets and Drainage	287,334.00	Public Enterprises		Balance January 1, 1984	174,479.70
Sewers and Sewage Processing	113,000.00	Recreation—Culture	31,166.76	Collected in 1984	171,860.85
Garbage and Trash Disposal	175,200.39	Public Works	400,230.71	Cancelled, Abated or Adjusted 1984	
Public Buildings and Grounds	59,657.97	Buildings and Grounds	23,952.28	Transfers to Tax Title Liens or Foreclosed	3,894.15
Other Public Works	34,893.00	Library and Education		Balance December 31, 1984	-1,275.30
HEALTH and WELFARE		Conservation		TAX TITLE LIENS OUTSTANDING	
Health Services Except Environmental	46,936.00	All Other		Balance January 1, 1984	21,604.43
Welfare-Public Assistance	5,173.00	CAPITAL DEBT AUTHORIZED, DECEMBER 31, 1984		Transfer From Taxes	17,200.68
Hospitals, Clinics, First Aid		ISSUED AND UNISSUED		Redeemed in 1984	
Animal, Insect, & Rodent Control	1.00	School	820,000.00	Cancelled, Abated or Adjusted (1984)	
Other Welfare Services		Self-Liquidating		Transfers to Foreclosed Property	
RECREATION and CONSERVATION		Other	2,920,936	Balance December 31, 1984	38,805.11
Beaches and Boardwalks		Total	3,740,936	PROPERTY ACQUIRED BY DEED OR	
Parks, Playgrounds, Shade Trees	1.00			FORECLOSURE	
Land Reclamation & Conservation	35,570.00	ISSUED AND OUTSTANDING		Balance January 1, 1984	398,300.00
Other Recreational Services	13,300.00	School	820,000.00	Transfers From Taxes or Liens	
EDUCATION (excluding schools)		Self-Liquidating		Sale for Cash (1984)	
Libraries	62,250.00	Other	1,733,700.00	Cancelled, Abated or Adjusted (1984)	
Other Educational Services	5,742.00	Total	2,753,700.00	Balance December 31, 1984	398,300.00
STATUTORY EXPENDITURES		EQUALIZED VALUATION BASIS		CURRENT FINANCES DECEMBER 31, 1984	
Pensions & F. I. C. A.	173,880.66	FOR NET DEBT COMPUTATION	186,499,865	ASSETS	
Employee Fringe Benefits	70,000.00	REAL PROPERTY VALUATIONS		Cash Dec. 31, 1984	452,900.22
Other Statutory Expenditures	134.00	Code Class # of Parcels % VAL'N	ASSESSED VALUATION	Taxes Receivable	158,795.96
CETA And Other Public Employment Programs		1 Vacant Land 227 4.13	4,396,300.00	Tax Title Liens	38,805.11
MUNICIPAL FUNCTIONS TOTAL	1,978,920.79	2 Residential 2175 81.40	86,627,700.00	Foreclosed Property	398,300.00
CAPITAL IMPROVEMENTS *MEMO*	40,000.00	3 Farm 6 .47	495,400.00	Emergencies & Other Deferred Charges	78,088.19
DEBT SERVICE		4a Commercial 100 3.05	8,572,700.00	State and Federal Aid Receivable	7,993.73
Principal Payments	145,000.00	4b Industrial 5 .57	610,300.00	Other Receivables	6,059.04
Interest Payments	135,302.00	4c Apartments 7 5.38	5,724,900.00	Total	1,140,942.25
DEFERRED CHARGES	4,768.64	Total 2520	106,427,300.00	LIABILITIES, RESERVES, AND SURPLUS	
SCHOOL, COUNTY, SPECIAL DISTRICT TAXES	4,063,903.49	Land Area 8.74 Sq. Miles		Cash Liabilities	226,689.96
RESERVE FOR UNCOLLECTED TAXES	219,518.10	Net Valuation Taxable-Municipal	107,110,098	Reserves for Receivables	601,960.11
EXPENDITURES TOTAL	6,572,413.02	Net Valuation Taxable-County	108,538,373	Surplus Dec. 31, 1984	312,292.18
		State Equalized Valuation	203,055,162	Total	1,140,942.25
		State Equalization Ratio	52.59		

1003
 Population 1980 864
 Population 1984 862
 S & P Rating
 Moody Rating
 General Tax Rate Per \$100. 2.34
 State Equalized Tax Rate 2.26

BLOOMSBURY BOROUGH – HUNTERDON CO.
Form of Government:
Borough Council
Number of Members on Governing Body – 6

PER CAPITA:
 Gross Debt 109.16
 Net Debt 50.57
 Debt Service 8.41
 Total Tax Levy 610.92
 Municipal Expenditures 233.31
 PER CENT:
 Gross Debt .44
 Net Debt .20
 Tax Levy Collected 93.39
 Tax Levy Cancelled, Abated or Adjusted .06

EXPENDITURES		REVENUES-REALIZED		1984 PROPERTY TAX	
GENERAL GOVERNMENT				STATE EQUALIZED TAX RATE 1.54	
Governing Body & Public Boards		1984 Property Taxes Collected	486,755.22	Local District School Taxes	355,000.00
Municipal Clerk		1984 Payments in Lieu of Taxes		Regional & Consolidated School Tax	
Financial Administration	3,404.40	Delinquent Tax & Lien Collections	26,782.53	School Taxes in Municipal Budget	
Assessment of Taxes	4,255.00	Business Personalty Replacement Taxes	13,543.96	County Taxes	.45 103,126.89
Collection of Taxes	4,209.41	Taxes from Public Utilities	27,947.00	County Library Taxes	.03 6,532.69
Planning, Housing & Development	2,979.04	Other Miscellaneous Tax Revenues		Local Municipal Purpose Taxes	.23 53,511.38
Human Resources		State Aid Revenues	5,999.86	Veteran & Senior Citizen Taxes	10,050.00
Elections	240.00	Federal Aid Revenues		Total Taxes for Rate Computation	2.25 528,220.96
General Administration (other)	20,985.89	State and Local Fiscal Assistance Act Utilized	3,863.03	Special District Taxes	
JUDICIARY		Sale of Acquired Property		Bank Corp. Taxes	6,455.68
Municipal Courts	6,825.46	Other Miscellaneous Revenues	62,098.54	Added and Omitted Taxes	1,986.26
PUBLIC SAFETY		Total	626,990.14	Total Taxes Levied - ABSTRACT	526,612.90
Fire Protection	15,096.73	Prior Years Surplus Appropriated	50,000.00	Total Taxes Billed	521,189.36
Police Protection	36,495.00	REVENUES TOTAL	676,990.14	1984 TAXES COLLECTED	486,755.22
Civil Defense & Disaster Control		Reserve For Uncollected Taxes	35,595.80	1984 Taxes Cancelled, Abated or Adjusted	312.94
Environmental Inspection & Control				Transfer to Tax Title Liens or Foreclosed	88.92
Other Public Safety				Balance Outstanding Dec. 31, 1984	34,032.28
PUBLIC WORKS		CAPITAL OUTLAY TOTAL		PRIOR YEARS TAXES OUTSTANDING	
Streets and Drainage	21,581.00	Public Enterprises		Balance January 1, 1984	26,802.99
Sewers and Sewage Processing		Recreation—Culture		Collected in 1984	26,782.53
Garbage and Trash Disposal	19,330.95	Public Works		Cancelled, Abated or Adjusted 1984	
Public Buildings and Grounds	16,939.00	Buildings and Grounds		Transfers to Tax Title Liens or Foreclosed	
Other Public Works		Library and Education		Balance December 31, 1984	20.46
HEALTH and WELFARE		Conservation		TAX TITLE LIENS OUTSTANDING	
Health Services Except Environmental	81.00	All Other		Balance January 1, 1984	550.73
Welfare-Public Assistance				Transfer From Taxes	88.92
Hospitals, Clinics, First Aid				Redeemed in 1984	
Animal, Insect, & Rodent Control	475.00			Cancelled, Abated or Adjusted (1984)	
Other Welfare Services				Transfers to Foreclosed Property	
RECREATION and CONSERVATION				Balance December 31, 1984	639.65
Beaches and Boardwalks				PROPERTY ACQUIRED BY DEED OR	
Parks, Playgrounds, Shade Trees				FORECLOSURE	
Land Reclamation & Conservation				Balance January 1, 1984	1,100.00
Other Recreational Services				Transfers From Taxes or Liens	
EDUCATION (excluding schools)				Sale for Cash (1984)	
Libraries				Cancelled, Abated or Adjusted (1984)	
Other Educational Services				Balance December 31, 1984	1,100.00
STATUTORY EXPENDITURES				CURRENT FINANCES DECEMBER 31, 1984	
Pensions & F. I. C. A.	2,650.00			ASSETS	
Employee Fringe Benefits				Cash Dec. 31, 1984	366,339.96
Other Statutory Expenditures	225.00			Taxes Receivable	34,052.74
CETA And Other Public Employment Programs				Tax Title Liens	639.65
MUNICIPAL FUNCTIONS TOTAL	155,772.88			Foreclosed Property	1,100.00
CAPITAL IMPROVEMENTS *MEMO*				Emergencies & Other Deferred Charges	16,229.07
DEBT SERVICE				State and Federal Aid Receivable	905.61
Principal Payments	6,760.00			Other Receivables	9,887.54
Interest Payments	486.51			Total	429,154.57
DEFERRED CHARGES				LIABILITIES, RESERVES, AND SURPLUS	
SCHOOL, COUNTY, SPECIAL DISTRICT TAXES	2,495.05			Cash Liabilities	202,196.22
RESERVE FOR UNCOLLECTED TAXES	464,659.58			Reserves for Receivables	45,679.93
EXPENDITURES TOTAL	665,769.82			Surplus Dec. 31, 1984	181,278.42
				Total	429,154.57

0204
Population 1980 8,344
Population 1984 8,228
S & P Rating
Moody Rating

General Tax Rate Per \$100.
4.56
State Equalized Tax Rate
2.82

BOGOTA BOROUGH - BERGEN COUNTY
Form of Government:
Borough Council
Number of Members on Governing Body - 6

PER CAPITA:
Gross Debt 135.42
Net Debt 113.67
Debt Service 27.42
Total Tax Levy 689.30
Municipal Expenditures 340.96
PER CENT:
Gross Debt .59
Net Debt .50
Tax Levy Collected 98.12
Tax Levy Cancelled, Abated or Adjusted .64

EXPENDITURES		REVENUES-REALIZED		1984 PROPERTY TAX	
GENERAL GOVERNMENT		STATE EQUALIZED TAX RATE		STATE EQUALIZED TAX RATE	
Governing Body & Public Boards		1984 Property Taxes Collected	5,531,520.21	Local District School Taxes 1.65	3,293,526.00
Municipal Clerk		1984 Payments in Lieu of Taxes		Regional & Consolidated School Tax	
Financial Administration	26,295.00	Delinquent Tax & Lien Collections	55,583.85	School Taxes in Municipal Budget	
Assessment of Taxes	11,850.00	Business Personalty Replacement Taxes	261,019.96	County Taxes .38	753,623.25
Collection of Taxes	33,011.00	Taxes from Public Utilities	356,189.00	County Library Taxes	
Planning, Housing & Development	22,160.55	Other Miscellaneous Tax Revenues		Local Municipal Purpose Taxes .79	1,576,389.00
Human Resources		State Aid Revenues	143,438.11	Veteran & Senior Citizen Taxes	92,250.00
Elections	1,811.27	Federal Aid Revenues		Total Taxes for Rate Computation 2.82	5,720,788.25
General Administration (other)	291,032.84	State and Local Fiscal Assistance Act Utilized	86,241.19	Special District Taxes	
JUDICIARY		Sale of Acquired Property		Bank Corp. Taxes	34,934.25
Municipal Courts	44,775.12	Other Miscellaneous Revenues	234,248.69	Added and Omitted Taxes	8,115.96
PUBLIC SAFETY		Total	6,668,241.01	Total Taxes Levied - ABSTRACT	5,671,588.46
Fire Protection	76,261.56	Prior Years Surplus Appropriated	125,000.00	Total Taxes Billed	5,637,462.72
Police Protection	691,794.69	REVENUES TOTAL	6,793,241.01	1984 TAXES COLLECTED	5,531,520.21
Civil Defense & Disaster Control	250.00	Reserve For Uncollected Taxes	163,892.00	1984 Taxes Cancelled, Abated or Adjusted	35,941.92
Environmental Inspection & Control	25,547.00	CAPITAL OUTLAY TOTAL	176,734.95	Transfer to Tax Title Liens or Foreclosed	
Other Public Safety		Public Enterprises		Balance Outstanding Dec. 31, 1984	70,000.59
PUBLIC WORKS		Recreation—Culture		PRIOR YEARS TAXES OUTSTANDING	
Streets and Drainage	270,795.69	Public Works	174,548.54	Balance January 1, 1984	55,584.59
Sewers and Sewage Processing	185,533.20	Buildings and Grounds	2,186.41	Collected in 1984	55,584.59
Garbage and Trash Disposal	214,852.29	Library and Education		Cancelled, Abated or Adjusted 1984	
Public Buildings and Grounds	29,458.00	Conservation		Transfers to Tax Title Liens or Foreclosed	
Other Public Works	29,206.40	All Other		Balance December 31, 1984	
HEALTH and WELFARE		CAPITAL DEBT AUTHORIZED, DECEMBER 31, 1984		TAX TITLE LIENS OUTSTANDING	
Health Services Except Environmental	15,675.00	ISSUED AND UNISSUED		Balance January 1, 1984	
Welfare-Public Assistance	10,644.61	School	179,000	Transfer From Taxes	
Hospitals, Clinics, First Aid		Self-liquidating		Redeemed in 1984	
Animal, Insect, & Rodent Control		Other	935,250	Cancelled, Abated or Adjusted (1984)	
Other Welfare Services		Total	1,114,250	Transfers to Foreclosed Property	
RECREATION and CONSERVATION		ISSUED AND OUTSTANDING		Balance December 31, 1984	
Beaches and Boardwalks	19,340.00	School	179,000.00	PROPERTY ACQUIRED BY DEED OR	
Parks, Playgrounds, Shade Trees		Self-Liquidating		FORECLOSURE	
Land Reclamation & Conservation		Other	935,250.00	Balance January 1, 1984	136,680.00
Other Recreational Services	42,683.13	Total	1,114,250.00	Transfers From Taxes or Liens	
EDUCATION (excluding schools)		EQUALIZED VALUATION BASIS		Sale for Cash (1984)	
Libraries	66,401.00	FOR NET DEBT COMPUTATION	188,541,381	Cancelled, Abated or Adjusted (1984)	
Other Educational Services	125.00	REAL PROPERTY VALUATIONS		Balance December 31, 1984	136,680.00
STATUTORY EXPENDITURES		Code Class # of Parcels % VAL'N		CURRENT FINANCES DECEMBER 31, 1984	
Pensions & F. I. C. A.	186,496.00	1 Vacant Land 43 .32	1,004,700.00	ASSETS	
Employee Fringe Benefits	79,632.38	2 Residential 2026 30.92	99,367,020.00	Cash Dec. 31, 1984	388,714.69
Other Statutory Expenditures	1.00	3 Farm		Taxes Receivable	70,000.59
CETA And Other Public Employment Programs		4a Commercial 73 7.57	9,296,750.00	Tax Title Liens	
MUNICIPAL FUNCTIONS		4b Industrial 20 3.93	4,829,600.00	Foreclosed Property	136,680.00
CAPITAL IMPROVEMENTS		4c Apartments 24 6.76	8,277,300.00	Emergencies & Other Deferred Charges	65,116.82
DEBT SERVICE		Total 2186	122,795,370.00	State and Federal Aid Receivable	
Principal Payments	175,000.00	Land Area .70 Sq. Miles		Other Receivables	269.59
Interest Payments	50,576.16	Net Valuation Taxable-Municipal	123,450,587	Total	660,781.69
DEFERRED CHARGES		Net Valuation Taxable-County	200,001,334	LIABILITIES, RESERVES, AND SURPLUS	
SCHOOL, COUNTY, SPECIAL DISTRICT TAXES	4,052,149.25	State Equalized Valuation	199,294,619	Cash Liabilities	107,255.85
RESERVE FOR UNCOLLECTED TAXES	169,892.00	State Equalization Ratio	61.92	Reserves for Receivables	206,950.18
EXPENDITURES TOTAL	6,857,587.48			Surplus Dec. 31, 1984	346,575.66
				Total	660,781.69

1401
 Population 1980 8,620
 Population 1984 8,489
 S & P Rating
 Moody Rating A
 General Tax Rate Per \$100. 2.83
 State Equalized Tax Rate 2.55

BOONTON TOWN - MORRIS COUNTY
Form of Government:
Town Council
Number of Members on Governing Body - 9

PER CAPITA:
 Gross Debt 251.94
 Net Debt 40.43
 Debt Service 10.76
 Total Tax Levy 736.79
 Municipal Expenditures 344.91
 PER CENT:
 Gross Debt 1.00
 Net Debt .16
 Tax Levy Collected 98.05
 Tax Levy Cancelled, Abated or Adjusted .04

EXPENDITURES		REVENUES-REALIZED		1984 PROPERTY TAX	
GENERAL GOVERNMENT				STATE EQUALIZED TAX RATE → 1.60	
Governing Body & Public Boards		1984 Property Taxes Collected	5,129,275.72	Local District School Taxes	3,911,437.50
Municipal Clerk		1984 Payments in Lieu of Taxes	3,652.95	Regional & Consolidated School Tax	
Financial Administration	15,086.00	Delinquent Tax & Lien Collections	169,866.06	School Taxes in Municipal Budget	
Assessment of Taxes	13,169.44	Business Personalty Replacement Taxes	324,739.44	County Taxes	809,151.28
Collection of Taxes	21,661.07	Taxes from Public Utilities	435,985.00	County Library Taxes	34,412.51
Planning, Housing & Development	17,979.04	Other Miscellaneous Tax Revenues		Local Municipal Purpose Taxes	1,361,450.63
Human Resources		State Aid Revenues	88,463.24	Veteran & Senior Citizen Taxes	98,200.00
Elections		Federal Aid Revenues		Total Taxes for Rate Computation	6,304,651.92
General Administration (other)	330,597.17	State and Local Fiscal Assistance Act Utilized	61,857.00	Special District Taxes	
JUDICIARY		Sale of Acquired Property		Bank Corp. Taxes	11,403.31
Municipal Courts	42,593.19	Other Miscellaneous Revenues	428,650.68	Added and Omitted Taxes	36,717.85
PUBLIC SAFETY		Total	7,642,890.09	Total Taxes Levied - ABSTRACT	6,254,573.08
Fire Protection	55,633.00	Prior Years Surplus Appropriated	298,832.69	Total Taxes Billed	6,251,080.02
Police Protection	706,667.51	REVENUES TOTAL	7,941,722.78	1984 TAXES COLLECTED	6,129,275.72
Civil Defense & Disaster Control	3,300.00	Reserve For Uncollected Taxes	370,101.67	1984 Taxes Cancelled, Abated or Adjusted	2,552.82
Environmental Inspection & Control	16,032.16	CAPITAL OUTLAY TOTAL	112,393.71	Transfer to Tax Title Liens or Foreclosed	4,796.15
Other Public Safety				Balance Outstanding Dec. 31, 1984	114,455.33
PUBLIC WORKS				PRIOR YEARS TAXES OUTSTANDING	
Streets and Drainage	435,745.00	Public Enterprises	54,242.31	Balance January 1, 1984	160,335.01
Sewers and Sewage Processing	96,364.76	Recreation—Culture		Collected in 1984	160,335.01
Garbage and Trash Disposal	173,158.92	Public Works	39,743.00	Cancelled, Abated or Adjusted 1984	
Public Buildings and Grounds	63,750.00	Buildings and Grounds	18,407.40	Transfers to Tax Title Liens or Foreclosed	
Other Public Works		Library and Education		Balance December 31, 1984	
HEALTH and WELFARE		Conservation		TAX TITLE LIENS OUTSTANDING	
Health Services Except Environmental	105,144.00	All Other		Balance January 1, 1984	24,712.60
Welfare-Public Assistance	10,140.49	CAPITAL DEBT AUTHORIZED, DECEMBER 31, 1984		Transfer From Taxes	4,796.15
Hospitals, Clinics, First Aid	1,000.00	ISSUED AND UNISSUED	GROSS DEBT	Redeemed in 1984	9,531.05
Animal, Insect, & Rodent Control	664.60	School	297,000	Cancelled, Abated or Adjusted (1984)	
Other Welfare Services		Self-liquidating	1,498,500	Transfers to Foreclosed Property	
RECREATION and CONSERVATION		Other	343,250	Balance December 31, 1984	19,977.70
Beaches and Boardwalks		Total	2,138,750	PROPERTY ACQUIRED BY DEED OR FORECLOSURE	
Parks, Playgrounds, Shade Trees	2,750.00	ISSUED AND OUTSTANDING		Balance January 1, 1984	600.00
Land Reclamation & Conservation		School	297,000.00	Transfers From Taxes or Liens	
Other Recreational Services	38,746.08	Self-Liquidating	953,000.00	Sale for Cash (1984)	
EDUCATION (excluding schools)		Other	340,000.00	Cancelled, Abated or Adjusted (1984)	
Libraries	12,000.00	Total	1,590,000.00	Balance December 31, 1984	600.00
Other Educational Services		EQUALIZED VALUATION BASIS		CURRENT FINANCES DECEMBER 31, 1984	
STATUTORY EXPENDITURES		FOR NET DEBT COMPUTATION	213,668,977	ASSETS	
Pensions & F. I. C. A.	178,312.66	REAL PROPERTY VALUATIONS		Cash Dec. 31, 1984	1,018,244.23
Employee Fringe Benefits	39,053.34	Code Class # of Parcels % VAL'N	ASSESSED VALUATION	Taxes Receivable	114,455.33
Other Statutory Expenditures		1 Vacant Land 135 2.86	6,027,500.00	Tax Title Liens	19,977.70
CETA And Other Public Employment Programs		2 Residential 2054 75.56	159,279,700.00	Foreclosed Property	600.00
MUNICIPAL FUNCTIONS TOTAL	2,433,548.33	3 Farm 2 .03	74,500.00	Emergencies & Other Deferred Charges	88,800.00
CAPITAL IMPROVEMENTS *MEMO*	100,000.00	4a Commercial 173 9.83	20,829,500.00	State and Federal Aid Receivable	
DEBT SERVICE		4b Industrial 30 10.07	21,231,900.00	Other Receivables	45.11
Principal Payments	65,000.00	4c Apartments 13 1.59	3,344,400.00	Total	1,242,122.37
Interest Payments	26,311.02	Total 2412	210,786,500.00	LIABILITIES, RESERVES, AND SURPLUS	
DEFERRED CHARGES	33,000.00	Land Area 2.42 Sq. Miles		Cash Liabilities	346,358.68
SCHOOL, COUNTY, SPECIAL DISTRICT TAXES	4,845,001.29	Net Valuation Taxable-Municipal	219,588,769	Reserves for Receivables	135,078.14
RESERVE FOR UNCOLLECTED TAXES	370,101.67	Net Valuation Taxable-County	246,855,546	Surplus Dec. 31, 1984	760,685.55
EXPENDITURES TOTAL	7,772,962.31	State Equalized Valuation	242,953,410	Total	1,242,122.37
		State Equalization Ratio	90.04		

1402

Population 1980 3,273
 Population 1984 3,367
 S & P Rating
 Moody Rating

General Tax Rate Per \$100.

1.80

State Equalized Tax Rate

1.68

BOONTON TOWNSHIP – MORRIS COUNTY**Form of Government:****Township Committee****Number of Members on Governing Body – 5**

PER CAPITA:

Gross Debt 77.22
 Net Debt 24.35
 Debt Service 20.74
 Total Tax Levy 845.01
 Municipal Expenditures 298.57

PER CENT:

Gross Debt .17
 Net Debt .05
 Tax Levy Collected 96.82
 Tax Levy Cancelled, Abated or Adjusted .21

EXPENDITURES		REVENUES-REALIZED		1984 PROPERTY TAX	
GENERAL GOVERNMENT				STATE EQUALIZED TAX RATE	
Governing Body & Public Boards		1984 Property Taxes Collected	2,743,986.36	Local District School Taxes	1.00 1,657,638.50
Municipal Clerk		1984 Payments in Lieu of Taxes		Regional & Consolidated School Tax	
Financial Administration	12,000.00	Delinquent Tax & Lien Collections	108,649.85	School Taxes in Municipal Budget	
Assessment of Taxes	6,350.00	Business Personalty Replacement Taxes	45,277.40	County Taxes	.37 607,821.47
Collection of Taxes	13,210.00	Taxes from Public Utilities	155,312.00	County Library Taxes	.01 23,264.94
Planning, Housing & Development	23,530.05	Other Miscellaneous Tax Revenues		Local Municipal Purpose Taxes	.29 483,300.48
Human Resources		State Aid Revenues	21,375.89	Veteran & Senior Citizen Taxes	30,800.00
Elections		Federal Aid Revenues		Total Taxes for Rate Computation	1.67 2,802,825.39
General Administration (other)	91,910.81	State and Local Fiscal Assistance Act Utilized	13,019.35	Special District Taxes	
JUDICIARY		Sale of Acquired Property		Bank Corp. Taxes	13,346.69
Municipal Courts	10,060.50	Other Miscellaneous Revenues	143,431.62	Added and Omitted Taxes	59,787.26
PUBLIC SAFETY		Total	3,231,552.47	Total Taxes Levied - ABSTRACT	2,845,159.34
Fire Protection	19,990.00	Prior Years Surplus Appropriated	167,600.00	Total Taxes Billed	2,834,104.98
Police Protection	224,450.00	REVENUES TOTAL	3,399,152.47	1984 TAXES COLLECTED	2,743,986.36
Civil Defense & Disaster Control	800.00	Reserve For Uncollected Taxes	218,268.12	1984 Taxes Cancelled; Abated or Adjusted	5,812.25
Environmental Inspection & Control	19,333.00			Transfer to Tax Title Liens or Foreclosed	4,458.02
Other Public Safety		CAPITAL OUTLAY	7,285.95	Balance Outstanding Dec. 31, 1984	79,848.35
PUBLIC WORKS		Total		PRIOR YEARS TAXES OUTSTANDING	
Streets and Drainage	142,513.35	Public Enterprises		Balance January 1, 1984	100,199.51
Sewers and Sewage Processing		Recreation—Culture		Collected in 1984	96,437.83
Garbage and Trash Disposal	3,000.00	Public Works		Cancelled, Abated or Adjusted 1984	
Public Buildings and Grounds	26,473.00	Buildings and Grounds	7,285.95	Transfers to Tax Title Liens or Foreclosed	
Other Public Works		Library and Education		Balance December 31, 1984	3,761.68
HEALTH and WELFARE		Conservation		TAX TITLE LIENS OUTSTANDING	
Health Services Except Environmental	16,870.00	All Other		Balance January 1, 1984	39,269.85
Welfare-Public Assistance	950.00			Transfer From Taxes	4,458.02
Hospitals, Clinics, First Aid		CAPITAL DEBT AUTHORIZED, DECEMBER 31, 1984		Redeemed in 1984	12,212.02
Animal, Insect, & Rodent Control		ISSUED AND UNISSUED		Cancelled, Abated or Adjusted (1984)	
Other Welfare Services		School	178,000	Transfers to Foreclosed Property	
RECREATION and CONSERVATION		Self-liquidating		Balance December 31, 1984	31,515.85
Beaches and Boardwalks		Other	82,000	PROPERTY ACQUIRED BY DEED OR	
Parks, Playgrounds, Shade Trees		Total	260,000	FORECLOSURE	
Land Reclamation & Conservation	350.00			Balance January 1, 1984	196,530.00
Other Recreational Services	4,800.00	ISSUED AND OUTSTANDING		Transfers From Taxes or Liens	
EDUCATION (excluding schools)		School	178,000.00	Sale for Cash (1984)	
Libraries		Self-liquidating		Cancelled, Abated or Adjusted (1984)	
Other Educational Services		Other	80,000.00	Balance December 31, 1984	196,530.00
STATUTORY EXPENDITURES		Total	258,000.00	CURRENT FINANCES DECEMBER 31, 1984	
Pensions & F. I. C. A.	73,739.24	EQUALIZED VALUATION BASIS		ASSETS	
Employee Fringe Benefits	18,010.00	FOR NET DEBT COMPUTATION	155,695,335	Cash Dec. 31, 1984	865,352.41
Other Statutory Expenditures	300.00	REAL PROPERTY VALUATIONS		Taxes Receivable	83,610.03
CETA And Other Public Employment Programs		Code Class # of Parcels % VAL'N		Tax Title Liens	31,515.85
MUNICIPAL FUNCTIONS		1 Vacant Land 245 6.42	9,829,100.00	Foreclosed Property	196,530.00
CAPITAL IMPROVEMENTS		2 Residential 1128 82.68	126,536,050.00	Emergencies & Other Deferred Charges	15,029.91
MEMU		3 Farm 43 1.75	2,668,600.00	State and Federal Aid Receivable	142.98
DEBT SERVICE		4a Commercial 8 2.14	3,271,100.00	Other Receivables	937.15
Principal Payments	62,400.00	4b Industrial 7 5.95	10,638,600.00	Total	1,193,118.33
Interest Payments	7,443.50	4c Apartments 1 .07	107,800.00	LIABILITIES, RESERVES, AND SURPLUS	
DEFERRED CHARGES		Total 1432	153,051,250.00	Cash Liabilities	261,366.89
SCHOOL, COUNTY, SPECIAL DISTRICT TAXES	7,992.11	Land Area 8.20 Sq. Miles		Reserves for Receivables	312,593.03
RESERVE FOR UNCOLLECTED TAXES		Net Valuation Taxable-Municipal	154,128,762	Surplus Dec. 31, 1984	619,158.41
EXPENDITURES		Net Valuation Taxable-County	166,228,780	Total	1,193,118.33
TOTAL		State Equalized Valuation	165,542,642		
		State Equalization Ratio	93.06		

0303

Population 1980 4,441
 Population 1984 4,397
 S & P Rating
 Moody Rating

General Tax Rate Per \$100.

3.40

State Equalized Tax Rate

2.53

BORDENTOWN CITY – BURLINGTON CO.**Form of Government:****Commission (1911)****Number of Members on Governing Body – 3****PER CAPITA:**

Gross Debt 1,206.69
 Net Debt 167.91
 Debt Service 12.23
 Total Tax Levy 467.64
 Municipal Expenditures 285.97

PER CENT:

Gross Debt 7.75
 Net Debt 1.08
 Tax Levy Collected 96.40
 Tax Levy Cancelled, Abated or Adjusted

EXPENDITURES		REVENUES-REALIZED		1984 PROPERTY TAX	
GENERAL GOVERNMENT				STATE EQUALIZED TAX RATE →	
Governing Body & Public Boards		1984 Property Taxes Collected	1,970,025.36	Local District School Taxes	
Municipal Clerk		1984 Payments in Lieu of Taxes		Regional & Consolidated School Tax 1.49	1,133,998.31
Financial Administration		Delinquent Tax & Lien Collections	90,502.68	School Taxes in Municipal Budget	
Assessment of Taxes	3,969.28	Business Personalty Replacement Taxes	77,708.53	County Taxes	.55 420,021.52
Collection of Taxes	21,800.00	Taxes from Public Utilities	267,086.00	County Library Taxes	.03 23,421.13
Planning, Housing & Development	19,028.89	Other Miscellaneous Tax Revenues		Local Municipal Purpose Taxes	.45 339,000.00
Human Resources		State Aid Revenues	55,190.09	Veteran & Senior Citizen Taxes	45,325.00
Elections	4,066.50	Federal Aid Revenues		Total Taxes for Rate Computation 2.52	1,961,765.96
General Administration (other)	130,800.92	State and Local Fiscal Assistance Act Utilized	24,786.00	Special District Taxes	
JUDICIARY		Sale of Acquired Property		Bank Corp. Taxes	12,783.41
Municipal Courts	24,246.00	Other Miscellaneous Revenues	223,707.37	Added and Omitted Taxes	126,991.20
PUBLIC SAFETY		Total	2,709,006.03	Total Taxes Levied - ABSTRACT	2,056,215.57
Fire Protection	22,000.00	Prior Years Surplus Appropriated	227,000.00	Total Taxes Billed	2,043,534.74
Police Protection	321,124.76	REVENUES TOTAL	2,536,006.03	1984 TAXES COLLECTED	1,970,025.36
Civil Defense & Disaster Control	39.40	Reserve For Uncollected Taxes	136,152.22	1984 Taxes Cancelled, Abated or Adjusted	
Environmental Inspection & Control	25,350.00	CAPITAL OUTLAY TOTAL	1,291,352.80	Transfer to Tax Title Liens or Foreclosed	7,622.46
Other Public Safety				Balance Outstanding Dec. 31, 1984	65,886.92
PUBLIC WORKS				PRIOR YEARS TAXES OUTSTANDING	
Streets and Drainage	80,137.20	Public Enterprises	1,184,326.13	Balance January 1, 1984	89,143.54
Sewers and Sewage Processing		Recreation—Culture		Collected in 1984	85,579.94
Garbage and Trash Disposal	78,064.40	Public Works	54,576.57	Cancelled, Abated or Adjusted 1984	
Public Buildings and Grounds	141,017.00	Buildings and Grounds	52,450.00	Transfers to Tax Title Liens or Foreclosed	
Other Public Works	6,000.00	Library and Education		Balance December 31, 1984	3,563.60
HEALTH and WELFARE		Conservation		TAX TITLE LIENS OUTSTANDING	
Health Services Except Environmental		All Other		Balance January 1, 1984	26,121.46
Welfare-Public Assistance	4,267.88	CAPITAL DEBT AUTHORIZED, DECEMBER 31, 1984		Transfer From Taxes	7,622.46
Hospitals, Clinics, First Aid		ISSUED AND UNISSUED		Redeemed in 1984	4,922.74
Animal, Insect, & Rodent Control		School	241,600	Cancelled, Abated or Adjusted (1984)	
Other Welfare Services		Self-liquidating	4,482,900	Transfers to Foreclosed Property	
RECREATION and CONSERVATION		Other	581,300	Balance December 31, 1984	28,821.18
Beaches and Boardwalks		Total	5,305,800	PROPERTY ACQUIRED BY DEED OR FORECLOSURE	
Parks, Playgrounds, Shade Trees	13,278.67	ISSUED AND OUTSTANDING		Balance January 1, 1984	10,150.00
Land Reclamation & Conservation		School	241,600.36	Transfers From Taxes or Liens	
Other Recreational Services		Self-Liquidating	3,526,100.00	Sale for Cash (1984)	
EDUCATION (excluding schools)		Other	123,500.00	Cancelled, Abated or Adjusted (1984)	
Libraries	5,000.00	Total	3,891,200.36	Balance December 31, 1984	10,150.00
Other Educational Services		EQUALIZED VALUATION BASIS FOR NET DEBT COMPUTATION		CURRENT FINANCES DECEMBER 31, 1984	
STATUTORY EXPENDITURES				ASSETS	
Pensions & F. I. C. A.	88,453.54	REAL PROPERTY VALUATIONS		Cash Dec. 31, 1984	1,389,850.41
Employee Fringe Benefits		Code Class # of Parcels % VAL'N		Taxes Receivable	69,450.52
Other Statutory Expenditures	4,500.00	1 Vacant Land 80' 2.41	1,343,950.00	Tax Title Liens	28,821.18
CETA And Other Public Employment Programs		2 Residential 11.14 63.02	35,111,250.00	Foreclosed Property	10,150.00
MUNICIPAL FUNCTIONS TOTAL	1,043,844.44	3 Farm 3 .05	25,100.00	Emergencies & Other Deferred Charges	19,227.17
CAPITAL IMPROVEMENTS *MFM*	35,000.00	4a Commercial 120 16.83	9,375,450.00	State and Federal Aid Receivable	
DEBT SERVICE		4b Industrial 9 8.86	4,937,050.00	Other Receivables	182,332.47
Principal Payments	47,500.00	4c Apartments 14 8.34	4,925,300.00	Total	1,699,831.75
Interest Payments	6,258.42	Total 1340	55,718,100.00	LIABILITIES, RESERVES, AND SURPLUS	
DEFERRED CHARGES		Land Area .94 Sq. Miles		Cash Liabilities	486,609.26
SCHOOL, COUNTY, SPECIAL DISTRICT TAXES	1,577,440.96	Net Valuation Taxable-Municipal	56,435,324	Reserves for Receivables	290,754.17
RESERVE FOR UNCOLLECTED TAXES	136,152.22	Net Valuation Taxable-County	70,079,008	Surplus Dec. 31, 1984	922,468.32
EXPENDITURES TOTAL	2,834,831.94	State Equalized Valuation	75,701,620	Total	1,699,831.75
		State Equalization Ratio	74.31		

0304
Population 1980 7,170
Population 1984 7,154
S & P Rating
Moody Rating A

General Tax Rate Per \$100. 4.08
State Equalized Tax Rate 2.44

BORDENTOWN TWP. - BURLINGTON CO.
Form of Government:
Township Committee
Number of Members on Governing Body - 5

PER CAPITA:
Gross Debt 770.31
Net Debt 452.89
Debt Service 61.89
Total Tax Levy 727.65
Municipal Expenditures 328.13

PER CENT:
Gross Debt 3.05
Net Debt 1.80
Tax Levy Collected 97.22
Tax Levy Cancelled, Abated or Adjusted .40

EXPENDITURES		REVENUES-REALIZED		1984 PROPERTY TAX	
GENERAL GOVERNMENT		STATE EQUALIZED TAX RATE		Local District School Taxes	
Governing Body & Public Boards		1984 Property Taxes Collected	5,100,904.96	Regional & Consolidated School Tax	1.48
Municipal Clerk		1984 Payments in Lieu of Taxes		School Taxes in Municipal Budget	
Financial Administration	24,409.00	Delinquent Tax & Lien Collections	90,508.51	County Taxes	.54
Assessment of Taxes	20,950.00	Business Personalty Replacement Taxes	125,572.48	County Library Taxes	.03
Collection of Taxes	24,400.00	Taxes from Public Utilities	552,963.00	Local Municipal Purpose Taxes	.39
Planning, Housing & Development	25,225.00	Other Miscellaneous Tax Revenues		Veteran & Senior Citizen Taxes	
Human Resources	2,500.00	State Aid Revenues	115,649.16	Total Taxes for Rate Computation	2.44
Elections	2,000.00	Federal Aid Revenues		Special District Taxes	
General Administration (other)	299,576.00	State and Local Fiscal Assistance Act Utilized	55,221.16	Bank Corp. Taxes	
JUDICIARY		Sale of Acquired Property		Added and Omitted Taxes	
Municipal Courts	67,700.00	Other Miscellaneous Revenues	314,890.00	Total Taxes Levied - ABSTRACT	5,205,602.53
PUBLIC SAFETY		Total	6,355,714.27	Total Taxes Billed	5,246,599.13
Fire Protection	1,500.00	Prior Years Surplus Appropriated	344,900.00	1984 TAXES COLLECTED	5,100,904.96
Police Protection	475,650.00	REVENUES TOTAL	6,700,614.27	1984 Taxes Cancelled, Abated or Adjusted	21,218.89
Civil Defense & Disaster Control	750.00	Reserve For Uncollected Taxes	223,002.00	Transfer to Tax Title Liens or Foreclosed	1,329.90
Environmental Inspection & Control		CAPITAL OUTLAY TOTAL	164,622.92	Balance Outstanding Dec. 31, 1984	123,145.38
Other Public Safety				PRIOR YEARS TAXES OUTSTANDING	
PUBLIC WORKS				Balance January 1, 1984	97,589.10
Streets and Drainage	207,000.00	Public Enterprises	4,792.96	Collected in 1984	92,459.19
Sewers and Sewage Processing		Recreation—Culture	64,678.34	Cancelled, Abated or Adjusted 1984	
Garbage and Trash Disposal	128,500.00	Public Works	45,769.00	Transfers to Tax Title Liens or Foreclosed	956.04
Public Buildings and Grounds	98,300.00	Buildings and Grounds	51,392.62	Balance December 31, 1984	4,173.87
Other Public Works		Library and Education		TAX TITLE LIENS OUTSTANDING	
HEALTH and WELFARE		Conservation		Balance January 1, 1984	19,156.69
Health Services Except Environmental	1,500.00	All Other		Transfer From Taxes	2,401.50
Welfare-Public Assistance	1,787.00			Redeemed in 1984	
Hospitals, Clinics, First Aid				Cancelled, Abated or Adjusted (1984)	
Animal, Insect, & Rodent Control				Transfers to Foreclosed Property	12,088.62
Other Welfare Services				Balance December 31, 1984	9,469.57
RECREATION and CONSERVATION				PROPERTY ACQUIRED BY DEED OR FORECLOSURE	
Beaches and Boardwalks				Balance January 1, 1984	19,230.00
Parks, Playgrounds, Shade Trees	60,900.00			Transfers From Taxes or Liens	12,088.62
Land Reclamation & Conservation	800.00			Sale for Cash (1984)	
Other Recreational Services				Cancelled, Abated or Adjusted (1984)	
EDUCATION (excluding schools)				Balance December 31, 1984	31,318.62
Libraries	5,000.00			CURRENT FINANCES DECEMBER 31, 1984	
Other Educational Services				ASSETS	
STATUTORY EXPENDITURES				Cash Dec. 31, 1984	718,030.95
Pensions & F. I. C. A.	115,220.00			Taxes Receivable	127,319.25
Employee Fringe Benefits	51,400.00			Tax Title Liens	9,469.57
Other Statutory Expenditures	9,904.00			Foreclosed Property	31,318.62
CETA And Other Public Employment Programs				Emergencies & Other Deferred Charges	109,000.00
MUNICIPAL FUNCTIONS TOTAL	1,623,971.00			State and Federal Aid Receivable	7,170.72
CAPITAL IMPROVEMENTS *MEMO*	67,025.00			Other Receivables	93,474.01
DEBT SERVICE				Total	1,100,783.12
Principal Payments	180,700.00			LIABILITIES, RESERVES, AND SURPLUS	
Interest Payments	262,089.71			Cash Liabilities	532,528.84
DEFERRED CHARGES	57,700.00			Reserves for Receivables	266,581.45
SCHOOL, COUNTY, SPECIAL DISTRICT TAXES	4,406,290.06			Surplus Dec. 31, 1984	301,672.83
RESERVE FOR UNCOLLECTED TAXES	223,002.00			Total	1,100,783.12
EXPENDITURES TOTAL	6,753,752.77				

1804

Population 1980 9,710
 Population 1984 9,574
 S & P Rating
 Moody Rating A

General Tax Rate Per \$100.

3.93

State Equalized Tax Rate

2.44

BOUND BROOK BOROUGH – SOMERSET CO.**Form of Government:****Borough Council****Number of Members on Governing Body – 6**

PER CAPITA:

Gross Debt 356.22
 Net Debt 259.21
 Debt Service 21.12
 Total Tax Levy 619.59
 Municipal Expenditures 303.35

PER CENT:

Gross Debt 1.60
 Net Debt 1.16
 Tax Levy Collected 97.36
 Tax Levy Cancelled, Abated or Adjusted .19

EXPENDITURES		REVENUES-REALIZED		1984 PROPERTY TAX	
GENERAL GOVERNMENT				STATE EQUALIZED TAX RATE → 1.39	
Governing Body & Public Boards		1984 Property Taxes Collected	5,758,579.33	Local District School Taxes	3,356,615.50
Municipal Clerk		1984 Payments in Lieu of Taxes		Regional & Consolidated School Tax	
Financial Administration	19,360.00	Delinquent Tax & Lien Collections	180,170.98	School Taxes in Municipal Budget	
Assessment of Taxes	9,560.00	Business Personalty Replacement Taxes	94,516.04	County Taxes	1,092,421.75
Collection of Taxes	24,230.00	Taxes from Public Utilities	522,742.00	County Library Taxes	
Planning, Housing & Development	33,945.00	Other Miscellaneous Tax Revenues		Local Municipal Purpose Taxes	1,455,695.02
Human Resources		State Aid Revenues	163,773.85	Veteran & Senior Citizen Taxes	103,200.00
Elections	1,700.00	Federal Aid Revenues		Total Taxes for Rate Computation	6,007,932.27
General Administration (other)	240,761.00	State and Local Fiscal Assistance Act Utilized	77,571.00	Special District Taxes	
JUDICIARY		Sale of Acquired Property		Bank Corp. Taxes	26,009.07
Municipal Courts	36,660.00	Other Miscellaneous Revenues	288,359.99	Added and Omitted Taxes	1,218.87
PUBLIC SAFETY		Total	7,086,213.19	Total Taxes Levied - ABSTRACT	5,931,960.21
Fire Protection	81,385.00	Prior Years Surplus Appropriated	230,000.00	Total Taxes Billed	5,914,597.49
Police Protection	606,561.00	REVENUES TOTAL	7,316,213.19	1984 TAXES COLLECTED	5,758,579.33
Civil Defense & Disaster Control	620.00	Reserve For Uncollected Taxes	303,160.51	1984 Taxes Cancelled, Abated or Adjusted	11,514.90
Environmental Inspection & Control	23,560.00	CAPITAL OUTLAY TOTAL	220,038.15	Transfer to Tax Title Liens or Foreclosed	11,298.75
Other Public Safety				Balance Outstanding Dec. 31, 1984	133,204.51
PUBLIC WORKS				PRIOR YEARS TAXES OUTSTANDING	
Streets and Drainage	265,623.36	Public Enterprises		Balance January 1, 1984	264,697.96
Sewers and Sewage Processing	223,610.00	Recreation—Culture	51,122.26	Collected in 1984	154,557.01
Garbage and Trash Disposal	193,729.00	Public Works	3,173.77	Cancelled, Abated or Adjusted 1984	105,738.06
Public Buildings and Grounds	84,818.00	Buildings and Grounds	163,461.92	Transfers to Tax Title Liens or Foreclosed	2,123.52
Other Public Works	3,500.00	Library and Education	2,280.20	Balance December 31, 1984	2,279.37
HEALTH and WELFARE		Conservation		TAX TITLE LIENS OUTSTANDING	
Health Services Except Environmental	28,072.00	All Other		Balance January 1, 1984	24,212.42
Welfare-Public Assistance	17,390.00			Transfer From Taxes	13,819.88
Hospitals, Clinics, First Aid				Redeemed in 1984	25,613.97
Animal, Insect, & Rodent Control				Cancelled, Abated or Adjusted (1984)	
Other Welfare Services				Transfers to Foreclosed Property	
RECREATION and CONSERVATION				Balance December 31, 1984	12,418.33
Beaches and Boardwalks				PROPERTY ACQUIRED BY DEED OR FORECLOSURE	
Parks, Playgrounds, Shade Trees	12,575.00			Balance January 1, 1984	5,909.00
Land Reclamation & Conservation				Transfers From Taxes or Liens	
Other Recreational Services	45,805.00			Sale for Cash (1984)	
EDUCATION (excluding schools)				Cancelled, Abated or Adjusted (1984)	
Libraries	129,268.00			Balance December 31, 1984	5,909.00
Other Educational Services				CURRENT FINANCES DECEMBER 31, 1984	
STATUTORY EXPENDITURES				ASSETS	
Pensions & F. I. C. A.	213,304.00			Cash Dec. 31, 1984	1,030,119.30
Employee Fringe Benefits	95,350.00			Taxes Receivable	135,483.88
Other Statutory Expenditures				Tax Title Liens	12,418.33
CETA And Other Public Employment Programs				Foreclosed Property	5,909.00
MUNICIPAL FUNCTIONS TOTAL	2,391,286.36			Emergencies & Other Deferred Charges	9,000.00
CAPITAL IMPROVEMENTS *MEMO*	40,000.00			State and Federal Aid Receivable	8,351.67
DEBT SERVICE				Other Receivables	292,943.20
Principal Payments	90,000.00			Total	1,494,230.38
Interest Payments	112,193.65			LIABILITIES, RESERVES, AND SURPLUS	
DEFERRED CHARGES	7,597.70			Cash Liabilities	719,854.07
SCHOOL, COUNTY, SPECIAL DISTRICT TAXES	4,449,037.25			Reserves for Receivables	222,197.96
RESERVE FOR UNCOLLECTED TAXES	303,160.51			Surplus Dec. 31, 1984	552,178.35
EXPENDITURES TOTAL	7,353,275.47			Total	1,494,230.38

1307
Population 1980 4,772
Population 1984 4,870
S & P Rating
Moody Rating

General Tax Rate Per \$100. 3.09
State Equalized Tax Rate 2.86

BRADLEY BEACH BORO. - MONMOUTH CO.
Form of Government:
Commission (1911)
Number of Members on Governing Body - 3

PER CAPITA:
Gross Debt 351.85
Net Debt 332.55
Debt Service 14.62
Totl Tax Levy 654.23
Municipal Expenditures 554.31

PER CENT:
Gross Debt 1.84
Net Debt 1.74
Tax Levy Collected 93.42
Tax Levy Cancelled, Abated or Adjusted

EXPENDITURES		REVENUES-REALIZED		1984 PROPERTY TAX	
GENERAL GOVERNMENT				STATE EQUALIZED TAX RATE	
Governing Body & Public Boards		1984 Property Taxes Collected	2,960,891.62	Local District School Taxes 1.32	1,425,528.00
Municipal Clerk	42,627.25	1984 Payments in Lieu of Taxes		Regional & Consolidated School Tax	
Financial Administration	3,500.00	Delinquent Tax & Lien Collections	215,565.92	School Taxes in Municipal Budget	
Assessment of Taxes	11,420.50	Business Personalty Replacement Taxes	37,154.42	County Taxes .46	496,311.07
Collection of Taxes	15,900.00	Taxes from Public Utilities	263,711.00	County Library Taxes	
Planning, Housing & Development	6,579.68	Other Miscellaneous Tax Revenues		Local Municipal Purpose Taxes 1.08	1,167,946.52
Human Resources		State Aid Revenues	90,416.39	Veteran & Senior Citizen Taxes	61,200.00
Elections		Federal Aid Revenues		Total Taxes for Rate Computation 2.86	3,150,985.59
General Administration (other)	406,083.59	State and Local Fiscal Assistance Act Utilized	93,470.00	Special District Taxes	
JUDICIARY		Sale of Acquired Property	27,720.00	Bank Corp. Taxes	12,655.47
Municipal Courts	26,451.38	Other Miscellaneous Revenues	660,828.05	Added and Omitted Taxes	83,672.32
PUBLIC SAFETY		Total	4,349,757.40	Total Taxes Levied - ABSTRACT	3,186,113.38
Fire Protection	64,140.28	Prior Years Surplus Appropriated	90,000.00	Total Taxes Billed	3,169,459.98
Police Protection	596,200.00	REVENUES TOTAL	4,439,757.40	1984 TAXES COLLECTED	2,960,891.62
Civil Defense & Disaster Control	350.00	Reserve For Uncollected Taxes	286,240.78	1984 Taxes Cancelled, Abated or Adjusted	
Environmental Inspection & Control	31,037.35	CAPITAL OUTLAY TOTAL	310,994.40	Transfer to Tax Title Liens or Foreclosed	10,000.00
Other Public Safety				Balance Outstanding Dec. 31, 1984	198,568.36
PUBLIC WORKS				PRIOR YEARS TAXES OUTSTANDING	
Streets and Drainage	251,030.00	Public Enterprises	20,912.45	Balance January 1, 1984	286,341.99
Sewers and Sewage Processing		Recreation—Culture	203,448.17	Collected in 1984	206,575.97
Garbage and Trash Disposal	266,693.86	Public Works	66,567.36	Cancelled, Abated or Adjusted 1984	
Public Buildings and Grounds	49,544.43	Buildings and Grounds	20,066.42	Transfers to Tax Title Liens or Foreclosed	4,423.90
Other Public Works		Library and Education		Balance December 31, 1984	75,342.12
HEALTH and WELFARE		Conservation		TAX TITLE LIENS OUTSTANDING	
Health Services Except Environmental	12,337.29	All Other		Balance January 1, 1984	41,177.18
Welfare-Public Assistance	10,000.00			Transfer From Taxes	14,919.17
Hospitals, Clinics, First Aid				Redeemed in 1984	8,989.95
Animal, Insect, & Rodent Control				Cancelled, Abated or Adjusted (1984)	
Other Welfare Services	7,972.00			Transfers to Foreclosed Property	
RECREATION and CONSERVATION				Balance December 31, 1984	47,106.40
Beaches and Boardwalks	267,328.62			PROPERTY ACQUIRED BY DEED OR	
Parks, Playgrounds, Shade Trees	5,650.00			FORECLOSURE	
Land Reclamation & Conservation				Balance January 1, 1984	56,375.00
Other Recreational Services	35,118.48			Transfers From Taxes or Liens	
EDUCATION (excluding schools)				Sale for Cash (1984)	27,720.00
Libraries	33,290.00			Cancelled, Abated or Adjusted (1984)	
Other Educational Services				Balance December 31, 1984	28,655.00
STATUTORY EXPENDITURES				CURRENT FINANCES DECEMBER 31, 1984	
Pensions & F. I. C. A.	137,069.61			ASSETS	
Employee Fringe Benefits				Cash Dec. 31, 1984	1,142,419.21
Other Statutory Expenditures	11,000.00			Taxes Receivable	273,910.48
CETA And Other Public Employment Programs				Tax Title Liens	47,106.40
MUNICIPAL FUNCTIONS				Foreclosed Property	28,655.00
CAPITAL IMPROVEMENTS *MEMO*	16,100.00			Emergencies & Other Deferred Charges	28,100.00
DEBT SERVICE				State and Federal Aid Receivable	
Principal Payments	50,500.00			Other Receivables	374,157.52
Interest Payments	20,710.50			Total	1,894,348.61
DEFERRED CHARGES				LIABILITIES, RESERVES, AND SURPLUS	
SCHOOL, COUNTY, SPECIAL DISTRICT TAXES	45,736.35			Cash Liabilities	950,784.44
RESERVE FOR UNCOLLECTED TAXES	1,921,839.07			Reserves for Receivables	723,829.40
EXPENDITURES TOTAL	4,621,351.62			Surplus Dec. 31, 1984	219,734.77
				Total	1,894,348.61

General Tax Rate Per \$100.	3.19
State Equalized Tax Rate	2.05

BRANCBURG TOWNSHIP – SOMERSET CO.

Form of Government:

Township Committee

Number of Members on Governing Body – 5

PER CAPITA:

Gross Debt	478.61
Net Debt	177.83
Debt Service	
Total Tax Levy	921.81
Municipal Expenditures	401.72

PER CENT:

Gross Debt	1.18
Net Debt	.44
Tax Levy Collected	96.93
Tax Levy Cancelled, Abated or Adjusted	.12

EXPENDITURES		REVENUES-REALIZED		1984 PROPERTY TAX	
GENERAL GOVERNMENT				STATE EQUALIZED TAX RATE 1.50	
Governing Body & Public Boards		1984 Property Taxes Collected	7,393,727.17	Local District School Taxes	5,476,237.00
Municipal Clerk	44,574.00	1984 Payments in Lieu of Taxes	16,210.15	Regional & Consolidated School Tax	
Financial Administration	25,737.00	Delinquent Tax & Lien Collections	219,331.38	School Taxes in Municipal Budget	
Assessment of Taxes	23,550.00	Business Personalty Replacement Taxes	105,477.56	County Taxes	1,842,538.65
Collection of Taxes	70,744.00	Taxes from Public Utilities	2,100,365.00	County Library Taxes	143,004.14
Planning, Housing & Development	5,000.00	Other Miscellaneous Tax Revenues		Local Municipal Purpose Taxes	48,700.00
Human Resources	1,805.00	State Aid Revenues	56,146.92	Veteran & Senior Citizen Taxes	
Elections	507,698.00	Federal Aid Revenues	35,817.07	Total Taxes for Rate Computation	7,509,979.79
General Administration (other)		State and Local Fiscal Assistance Act Utilized		Special District Taxes	
JUDICIARY	29,356.00	Sale of Acquired Property		Bank Corp. Taxes	13,686.29
Municipal Courts		Other Miscellaneous Revenues	593,725.55	Added and Omitted Taxes	158,959.10
PUBLIC SAFETY	149,615.00	Total	10,520,900.80	Total Taxes Levied - ABSTRACT	7,634,425.18
Fire Protection	393,860.00	Prior Years Surplus Appropriated	800,000.00	Total Taxes Billed	7,628,027.68
Police Protection	150.00	REVENUES	11,320,800.80	1984 TAXES COLLECTED	7,393,727.17
Civil Defense & Disaster Control	37,228.00	Reserve For Uncollected Taxes	356,386.50	1984 Taxes Cancelled, Abated or Adjusted	9,493.40
Environmental Inspection & Control		CAPITAL OUTLAY	277,221.25	Transfer to Tax Title Liens or Foreclosed	5,180.56
Other Public Safety		TOTAL		Balance Outstanding Dec. 31, 1984	219,626.55
PUBLIC WORKS	705,539.00	Public Enterprises	1,660.60	PRIOR YEARS TAXES OUTSTANDING	
Streets and Drainage		Recreation—Culture	2,658.08	Balance January 1, 1984	237,029.55
Sewers and Sewage Processing		Public Works	6,987.31	Collected in 1984	219,331.38
Garbage and Trash Disposal	79,965.00	Buildings and Grounds	265,915.26	Cancelled, Abated or Adjusted 1984	
Public Buildings and Grounds	67,800.00	Library and Education		Transfers to Tax Title Liens or Foreclosed	4,628.40
Other Public Works		Conservation		Balance December 31, 1984	13,069.77
HEALTH and WELFARE	27,110.00	All Other		TAX TITLE LIENS OUTSTANDING	
Health Services Except Environmental	5,550.00	CAPITAL DEBT AUTHORIZED, DECEMBER 31, 1984		Balance January 1, 1984	
Welfare-Public Assistance	500.00	ISSUED AND UNISSUED	GROSS DEBT	Transfer From Taxes	10,391.44
Hospitals, Clinics, First Aid	2,600.00	School	1,572,000	Redeemed in 1984	
Animal, Insect, & Rodent Control		Self-liquidating	939,000	Cancelled, Abated or Adjusted (1984)	
Other Welfare Services		Other	1,453,856	Transfers to Foreclosed Property	
RECREATION and CONSERVATION	4,950.00	Total	3,963,856	Balance December 31, 1984	10,391.44
Beaches and Boardwalks	3,130.00	ISSUED AND OUTSTANDING		PROPERTY ACQUIRED BY DEED OR FORECLOSURE	
Parks, Playgrounds, Shade Trees	93,068.07	School	1,572,000.00	Balance January 1, 1984	
Land Reclamation & Conservation		Self-Liquidating	618,000.00	Transfers From Taxes or Liens	
Other Recreational Services		Other	237,500.00	Sale for Cash (1984)	
EDUCATION (excluding schools)	440,100.00	Total	2,427,500.00	Cancelled, Abated or Adjusted (1984)	
Libraries		EQUALIZED VALUATION BASIS		Balance December 31, 1984	
Other Educational Services		FOR NET DEBT COMPUTATION	336,161,134	CURRENT FINANCES DECEMBER 31, 1984	
STATUTORY EXPENDITURES	160,144.00	REAL PROPERTY VALUATIONS		ASSETS	
Pensions & F. I. C. A.	73,800.00	Code Class # of Parcels % VAL'N	ASSESSED VALUATION	Cash Dec. 31, 1984	2,232,473.09
Employee Fringe Benefits		1 Vacant Land 274 3.69	8,543,900.00	Taxes Receivable	232,696.32
Other Statutory Expenditures		2 Residential 2083 63.32	147,957,850.00	Tax Title Liens	10,391.44
CETA And Other Public Employment Programs	2,953,673.07	3 Farm 278 4.54	10,535,100.00	Foreclosed Property	
MUNICIPAL FUNCTIONS		4a Commercial 102 9.17	21,254,150.00	Emergencies & Other Deferred Charges	50,000.00
CAPITAL IMPROVEMENTS	*M.C.M.O.*	4b Industrial 47 13.78	43,536,550.00	State and Federal Aid Receivable	673.97
DEBT SERVICE		4c Apartments		Other Receivables	270.40
Principal Payments		Total 2784	231,827,550.00	Total	2,526,455.22
Interest Payments		Land Area 20.35 Sq. Miles		LIABILITIES, RESERVES, AND SURPLUS	
DEFERRED CHARGES	16,953.37	Net Valuation Taxable-Municipal	234,140,081	Cash Liabilities	618,408.59
SCHOOL, COUNTY, SPECIAL DISTRICT TAXES	7,461,779.79	Net Valuation Taxable-County	364,198,271	Reserves for Receivables	243,308.16
RESERVE FOR UNCOLLECTED TAXES	356,386.50	State Equalized Valuation	363,642,443	Surplus Dec. 31, 1984	1,664,738.47
EXPENDITURES	10,788,792.73	State Equalization Ratio	64.16	Total	2,526,455.22

1903
 Population 1980 870
 Population 1984 845
 S & P Rating
 Moody Rating
 General Tax Rate Per \$100. 1.89
 State Equalized Tax Rate 1.74

BRANCHVILLE BOROUGH - SUSSEX CO.
Form of Government:
Borough Council
Number of Members on Governing Body - 6

PER CAPITA:
 Gross Debt 300.46
 Net Debt 207.10
 Debt Service
 Total Tax Levy 731.63
 Municipal Expenditures 612.82
 PER CENT:
 Gross Debt .80
 Net Debt .55
 Tax Levy Collected 98.48
 Tax Levy Cancelled, Abated or Adjusted

EXPENDITURES		REVENUES-REALIZED		1984 PROPERTY TAX	
GENERAL GOVERNMENT				STATE EQUALIZED TAX RATE	
Governing Body & Public Boards		1984 Property Taxes Collected	600,572.82	Local District School Taxes .49	172,461.00
Municipal Clerk		1984 Payments in Lieu of Taxes		Regional & Consolidated School Tax .66	231,325.75
Financial Administration	9,600.00	Delinquent Tax & Lien Collections	12,062.21	School Taxes in Municipal Budget	
Assessment of Taxes	6,200.00	Business Personalty Replacement Taxes	32,689.43	County Taxes .55 *	192,945.89
Collection of Taxes	14,000.00	Taxes from Public Utilities	29,590.00	County Library Taxes .03	11,558.61
Planning, Housing & Development	8,000.00	Other Miscellaneous Tax Revenues	394,767.39	Local Municipal Purpose Taxes	
Human Resources		State Aid Revenues	5,865.03	Veteran & Senior Citizen Taxes	13,050.00
Elections		Federal Aid Revenues		Total Taxes for Rate Computation 1.73	621,341.25
General Administration (other)	50,500.00	State and Local Fiscal Assistance Act Utilized	16,000.00	Special District Taxes	
JUDICIARY		Sale of Acquired Property		Bank Corp. Taxes	8,385.87
Municipal Courts	13,000.00	Other Miscellaneous Revenues	119,976.62	Added and Omitted Taxes	1,546.35
PUBLIC SAFETY		Total	1,211,523.55	Total Taxes Levied - ABSTRACT	618,223.47
Fire Protection	21,600.00	Prior Years Surplus Appropriated	285,000.00	Total Taxes Billed	609,837.60
Police Protection	7,000.00	REVENUES TOTAL	1,496,523.55	1984 TAXES COLLECTED	600,572.82
Civil Defense & Disaster Control	3,000.00	Reserve For Uncollected Taxes	46,200.43	1984 Taxes Cancelled, Abated or Adjusted	
Environmental Inspection & Control	3,000.00	CAPITAL OUTLAY TOTAL	176,395.27	Transfer to Tax Title Liens or Foreclosed	
Other Public Safety				Balance Outstanding Dec. 31, 1984	9,264.78
PUBLIC WORKS				PRIOR YEARS TAXES OUTSTANDING	
Streets and Drainage	90,000.00	Public Enterprises	40,998.50	Balance January 1, 1984	12,062.21
Sewers and Sewage Processing	25,000.00	Recreation—Culture		Collected in 1984	12,062.21
Garbage and Trash Disposal	32,000.00	Public Works	131,896.77	Cancelled, Abated or Adjusted 1984	
Public Buildings and Grounds	10,000.00	Buildings and Grounds	3,500.00	Transfers to Tax Title Liens or Foreclosed	
Other Public Works	2,000.00	Library and Education		Balance December 31, 1984	
HEALTH and WELFARE		Conservation		TAX TITLE LIENS OUTSTANDING	
Health Services Except Environmental	8,600.00	All Other		Balance January 1, 1984	
Welfare-Public Assistance	2,000.00	CAPITAL DEBT AUTHORIZED, DECEMBER 31, 1984		Transfer From Taxes	
Hospitals, Clinics, First Aid	3,000.00	ISSUED AND UNISSUED GROSS DEBT		Redeemed in 1984	
Animal, Insect, & Rodent Control	2,200.00	School 78,884		Cancelled, Abated or Adjusted (1984)	
Other Welfare Services		Self-liquidating		Transfers to Foreclosed Property	
RECREATION and CONSERVATION		Other 175,000	175,000	Balance December 31, 1984	
Beaches and Boardwalks		Total 253,884	175,000	PROPERTY ACQUIRED BY DEED OR FORECLOSURE	
Parks, Playgrounds, Shade Trees		ISSUED AND OUTSTANDING		Balance January 1, 1984	
Land Reclamation & Conservation		School	78,884.94	Transfers From Taxes or Liens	
Other Recreational Services	18,500.00	Self-Liquidating		Sale for Cash (1984)	
EDUCATION (excluding schools)		Other		Cancelled, Abated or Adjusted (1984)	
Libraries		Total	78,884.94	Balance December 31, 1984	
Other Educational Services	75,000.00	EQUALIZED VALUATION BASIS		CURRENT FINANCES DECEMBER 31, 1984	
STATUTORY EXPENDITURES		FOR NET DEBT COMPUTATION	21,913,973	ASSETS	
Pensions & F. I. C. A.	10,000.00	REAL PROPERTY VALUATIONS		Cash Dec. 31, 1984	932,693.94
Employee Fringe Benefits		Code Class # of Parcels % VAL'N		Taxes Receivable	9,264.78
Other Statutory Expenditures	2,500.00	1 Vacant Land 57 1.70	547,100.00	Tax Title Liens	
CETA And Other Public Employment Programs		2 Residential 254 44.74	14,365,050.00	Foreclosed Property	
MUNICIPAL FUNCTIONS TOTAL	424,000.00	3 Farm		Emergencies & Other Deferred Charges	10,900.00
CAPITAL IMPROVEMENTS *MEMO*	100,000.00	4a Commercial 55 52.03	16,703,250.00	State and Federal Aid Receivable	
DEBT SERVICE		4b Industrial		Other Receivables	
Principal Payments		4c Apartments 4 1.53	491,300.00	Total	50,620.52
Interest Payments		Total 370	32,113,300.00	LIABILITIES, RESERVES, AND SURPLUS	
DEFERRED CHARGES	47,636.19	Land Area .56 Sq. Miles		Cash Liabilities	108,695.91
SCHOOL, COUNTY, SPECIAL DISTRICT TAXES	608,291.25	Net Valuation Taxable-Municipal	32,282,883	Reserves for Receivables	59,885.30
RESERVE FOR UNCOLLECTED TAXES	46,200.43	Net Valuation Taxable-County	34,058,734	Surplus Dec. 31, 1984	634,893.03
EXPENDITURES TOTAL	1,126,127.92	State Equalized Valuation	34,992,073	Total	1,003,479.24
		State Equalization Ratio	92.22		

1984/3000

*Includes County Health Service Taxes or County Vocational School Taxes. See Table 13.

1506
Population 1980 53,629
Population 1984 57,693
S & P Rating AAA
Moody Rating AAA

General Tax Rate Per \$100. 2.49
State Equalized Tax Rate 2.12

BRICK TOWNSHIP – OCEAN COUNTY
Form of Government:
Mayor–Council Plan B (OMCL 50)
Number of Members on Governing Body – 7

PER CAPITA:
Gross Debt 710.51
Net Debt 496.96
Debt Service 29.55
Total Tax Levy 660.93
Municipal Expenditures 268.67

PER CENT:
Gross Debt 2.60
Net Debt 1.82
Tax Levy Collected 95.05
Tax Levy Cancelled, Abated or Adjusted .25

EXPENDITURES		REVENUES-REALIZED		1984 PROPERTY TAX	
GENERAL GOVERNMENT				STATE EQUALIZED TAX RATE →	
Governing Body & Public Boards	148,950.00	1984 Property Taxes Collected	35,173,190.83	Local District School Taxes	1.28
Municipal Clerk	145,330.00	1984 Payments in Lieu of Taxes		Regional & Consolidated School Tax	
Financial Administration	112,385.00	Delinquent Tax & Lien Collections	1,324,837.51	School Taxes in Municipal Budget	
Assessment of Taxes	212,075.00	Business Personalty Replacement Taxes	190,357.00	County Taxes	.45 *
Collection of Taxes	139,367.00	Taxes from Public Utilities	2,741,181.86	County Library Taxes	.03
Planning, Housing & Development	145,290.00	Other Miscellaneous Tax Revenues		Local Municipal Purpose Taxes	.37
Human Resources	25,000.00	State Aid Revenues	1,250,464.72	Veteran & Senior Citizen Taxes	
Elections	20,375.00	Federal Aid Revenues	26,066.34	Total Taxes for Rate Computation	2.13
General Administration (other)	973,611.00	State and Local Fiscal Assistance Act Utilized	414,824.00	Special District Taxes	
JUDICIARY		Sale of Acquired Property		Bank Corp. Taxes	
Municipal Courts	146,314.00	Other Miscellaneous Revenues	3,482,452.70	Added and Omitted Taxes	
PUBLIC SAFETY		Total	40,117,425.47	Total Taxes Levied - ABSTRACT	
Fire Protection		Prior Years Surplus Appropriated	1,153,416.10	Total Taxes Billed	
Police Protection	2,387,049.36	REVENUES TOTAL	47,270,341.57	1984 TAXES COLLECTED	
Civil Defense & Disaster Control	1,525.00	Reserve For Uncollected Taxes	2,300,000.00	1984 Taxes Cancelled, Abated or Adjusted	
Environmental Inspection & Control	320,668.00	CAPITAL OUTLAY TOTAL	5,333,693.03	Transfer to Tax Title Liens or Foreclosed	
Other Public Safety				Balance Outstanding Dec. 31, 1984	
PUBLIC WORKS					
Streets and Drainage	1,146,312.93	Public Enterprises		PRIOR YEARS TAXES OUTSTANDING	
Sewers and Sewage Processing	276,136.27	Recreation—Culture	919,783.61	Balance January 1, 1984	
Garbage and Trash Disposal	1,610,139.73	Public Works	1,967,356.07	Collected in 1984	
Public Buildings and Grounds	456,092.00	Buildings and Grounds	3,096,553.40	Cancelled, Abated or Adjusted 1984	
Other Public Works	153,000.00	Library and Education		Transfers to Tax Title Liens or Foreclosed	
HEALTH and WELFARE		Conservation		Balance December 31, 1984	
Health Services Except Environmental	3,600.00	All Other		TAX TITLE LIENS OUTSTANDING	
Welfare-Public Assistance	13,000.00			Balance January 1, 1984	
Hospitals, Clinics, First Aid		CAPITAL DEBT AUTHORIZED, DECEMBER 31, 1984		Transfer From Taxes	
Animal, Insect, & Rodent Control	32,000.00	ISSUED AND UNISSUED		Redeemed in 1984	
Other Welfare Services	25,524.00	School	12,086,000	Cancelled, Abated or Adjusted (1984)	
RECREATION and CONSERVATION		Self-Liquidating	210,000	Transfers to Foreclosed Property	
Beaches and Boardwalks	43,703.00	Other	28,695,658	Balance December 31, 1984	
Parks, Playgrounds, Shade Trees	3,895.00	Total	40,991,658	PROPERTY ACQUIRED BY DEED OR	
Land Reclamation & Conservation	2,610.00			FORECLOSURE	
Other Recreational Services	193,342.00	ISSUED AND OUTSTANDING		Balance January 1, 1984	
EDUCATION (excluding schools)		School	12,086,000.00	Transfers From Taxes or Liens	
Libraries		Self-Liquidating	210,000.00	Sale for Cash (1984)	
Other Educational Services		Other	27,263,500.00	Cancelled, Abated or Adjusted (1984)	
STATUTORY EXPENDITURES		Total	39,559,500.00	Balance December 31, 1984	
Pensions & F. I. C. A.	1,038,000.00	EQUALIZED VALUATION BASIS		CURRENT FINANCES DECEMBER 31, 1984	
Employee Fringe Benefits	616,448.00	FOR NET DEBT COMPUTATION		ASSETS	
Other Statutory Expenditures	79,040.00	REAL PROPERTY VALUATIONS		Cash Dec. 31, 1984	
CETA And Other Public Employment Programs		Code Class # of Parcels % VAL'N		Taxes Receivable	
MUNICIPAL FUNCTIONS		1 Vacant Land 5350 5.70		Tax Title Liens	
CAPITAL IMPROVEMENTS *MEMO*		2 Residential 22264 83.32		Foreclosed Property	
DEBT SERVICE		3 Farm 25 .11		Emergencies & Other Deferred Charges	
Principal Payments	150,000.00	4a Commercial 593 8.83		State and Federal Aid Receivable	
Interest Payments	1,554,950.00	4b Industrial 14 .22		Other Receivables	
		4c Apartments 14 1.81		Total	
		Total 28260		LIABILITIES, RESERVES, AND SURPLUS	
DEFERRED CHARGES		Land Area 26.40 Sq. Miles		Cash Liabilities	
SCHOOL, COUNTY, SPECIAL DISTRICT TAXES		Net Valuation Taxable-Municipal		Reserves for Receivables	
RESERVE FOR UNCOLLECTED TAXES		Net Valuation Taxable-County		Surplus Dec. 31, 1984	
EXPENDITURES TOTAL		State Equalized Valuation		Total	
		State Equalization Ratio			

0601

Population 1980 18,795
 Population 1984 18,700
 S & P Rating
 Moody Rating BAA

General Tax Rate Per \$100.

4.17

State Equalized Tax Rate

3.86

BRIDGETON CITY - CUMBERLAND COUNTY**Form of Government:****Mayor-Council Plan A (OMCL 50)****Number of Members on Governing Body - 5****PER CAPITA:**

Gross Debt 473.56
 Net Debt 187.86
 Debt Service 13.55
 Total Tax Levy 384.23
 Municipal Expenditures 383.58

PER CENT:

Gross Debt 5.23
 Net Debt 2.08
 Tax Levy Collected 87.16
 Tax Levy Cancelled, Abated or Adjusted 1.10

EXPENDITURES		REVENUES-REALIZED		1984 PROPERTY TAX	
GENERAL GOVERNMENT				STATE EQUALIZED TAX RATE	
Governing Body & Public Boards	32,100.00	1984 Property Taxes Collected	6,225,956.67	Local District School Taxes 1.65	3,037,630.45
Municipal Clerk	71,053.00	1984 Payments in Lieu of Taxes		Regional & Consolidated School Tax	
Financial Administration	91,764.00	Delinquent Tax & Lien Collections	743,284.60	School Taxes in Municipal Budget	
Assessment of Taxes	31,914.00	Business Personalty Replacement Taxes	579,480.76	County Taxes 1.08 *	1,995,883.39
Collection of Taxes	91,822.00	Taxes from Public Utilities	963,189.00	County Library Taxes	
Planning, Housing & Development	33,661.00	Other Miscellaneous Tax Revenues		Local Municipal Purpose Taxes 1.13	2,084,775.00
Human Resources	786,464.00	State Aid Revenues	1,611,738.04	Veteran & Senior Citizen Taxes	214,700.00
Elections	5,300.00	Federal Aid Revenues		Total Taxes for Rate Computation 3.86	7,332,988.84
General Administration (other)	854,665.00	State and Local Fiscal Assistance Act Utilized	256,815.74	Special District Taxes	
JUDICIARY		Sale of Acquired Property		Bank Corp. Taxes	49,879.82
Municipal Courts	89,463.00	Other Miscellaneous Revenues	965,607.53	Added and Omitted Taxes	16,912.07
PUBLIC SAFETY		Total	11,346,072.34	Total Taxes Levied - ABSTRACT	7,185,080.73
Fire Protection	349,528.00	Prior Years Surplus Appropriated	395,000.00	Total Taxes Billed	7,143,287.01
Police Protection	1,096,991.00	REVENUES TOTAL	11,741,072.34	1984 TAXES COLLECTED	6,225,956.67
Civil Defense & Disaster Control	800.00	Reserve For Uncollected Taxes	1,010,785.19	1984 Taxes Cancelled, Abated or Adjusted	78,485.33
Environmental Inspection & Control	83,397.00	CAPITAL OUTLAY TOTAL	139,229.52	Transfer to Tax Title Liens or Foreclosed	205,783.18
Other Public Safety		Public Enterprises	14,990.26	Balance Outstanding Dec. 31, 1984	633,061.83
PUBLIC WORKS		Recreation—Culture	91,238.04	PRIOR YEARS TAXES OUTSTANDING	
Streets and Drainage	626,078.78	Public Works	9,701.38	Balance January 1, 1984	609,341.54
Sewers and Sewage Processing		Buildings and Grounds	23,299.84	Collected in 1984	550,482.45
Garbage and Trash Disposal	67,360.00	Library and Education		Cancelled, Abated or Adjusted 1984	5,871.18
Public Buildings and Grounds	218,596.00	Conservation		Transfers to Tax Title Liens or Foreclosed	52,933.19
Other Public Works		All Other		Balance December 31, 1984	54.72
HEALTH and WELFARE		CAPITAL DEBT AUTHORIZED, DECEMBER 31, 1984		TAX TITLE LIENS OUTSTANDING	
Health Services Except Environmental	20,969.00	ISSUED AND UNISSUED		Balance January 1, 1984	600,969.63
Welfare-Public Assistance	105,037.00	School	5,072,000.00	Transfer From Taxes	255,801.68
Hospitals, Clinics, First Aid	10,000.00	Self-liquidating	255,000.00	Redeemed in 1984	192,802.15
Animal, Insect, & Rodent Control		Other	3,528,479.00	Cancelled, Abated or Adjusted (1984)	
Other Welfare Services		Total	8,855,479.00	Transfers to Foreclosed Property	63,182.27
RECREATION and CONSERVATION		ISSUED AND OUTSTANDING		Balance December 31, 1984	600,786.89
Beaches and Boardwalks		School	5,072,000.00	PROPERTY ACQUIRED BY DEED OR FORECLOSURE	
Parks, Playgrounds, Shade Trees	207,333.00	Self-Liquidating	255,000.00	Balance January 1, 1984	1,349,150.00
Land Reclamation & Conservation		Other	2,663,100.00	Transfers From Taxes or Liens	76,509.59
Other Recreational Services	420,009.72	Total	7,990,100.00	Sale for Cash (1984)	
EDUCATION (excluding schools)		EQUALIZED VALUATION BASIS		Cancelled, Abated or Adjusted (1984)	
Libraries	123,283.00	FOR NET DEBT COMPUTATION	169,254,901	Balance December 31, 1984	1,425,659.59
Other Educational Services	1,300.00	REAL PROPERTY VALUATIONS		CURRENT FINANCES DECEMBER 31, 1984	
STATUTORY EXPENDITURES		Code Class # of Parcels % VAL'N		ASSETS	
Pensions & F. I. C. A.	393,343.42	1 Vacant Land 1070 1.99	3,270,800.00	Cash Dec. 31, 1984	1,544,862.63
Employee Fringe Benefits		2 Residential 4608 64.18	105,450,200.00	Taxes Receivable	633,116.55
Other Statutory Expenditures	20,000.00	3 Farm 17 .16	250,800.00	Tax Title Liens	600,786.89
CETA And Other Public Employment Programs		4a Commercial 485 15.63	25,686,050.00	Foreclosed Property	1,425,659.59
MUNICIPAL FUNCTIONS TOTAL	5,332,791.92	4b Industrial 58 14.39	23,640,900.00	Emergencies & Other Deferred Charges	60,920.00
CAPITAL IMPROVEMENTS *MEMO*	20,000.00	4c Apartments 22 3.65	6,001,600.00	State and Federal Aid Receivable	9,998.24
DEBT SERVICE		Total 6270	164,300,350.00	Other Receivables	332,459.39
Principal Payments	100,900.00	Land Area 6.50 Sq. Miles		Total	4,607,803.29
Interest Payments	152,465.00	Net Valuation Taxable-Municipal	170,833,281	LIABILITIES, RESERVES, AND SURPLUS	
DEFERRED CHARGES	76,024.00	Net Valuation Taxable-County	185,592,714	Cash Liabilities	851,149.14
SCHOOL, COUNTY, SPECIAL DISTRICT TAXES	5,033,513.84	State Equalized Valuation	183,936,879	Reserves for Receivables	2,715,734.27
RESERVE FOR UNCOLLECTED TAXES	1,010,785.19	State Equalization Ratio	92.66	Surplus Dec. 31, 1984	1,040,919.68
EXPENDITURES TOTAL	12,206,473.95			Total	4,607,803.29

1806
 Population 1980 29,175
 Population 1984 29,228
 S & P Rating AA
 Moody Rating AA
 General Tax Rate Per \$100. 5.40
 State Equalized Tax Rate 2.33

BRIDGEWATER TOWNSHIP – SOMERSET CO.
Form of Government:
Mayor–Council Plan E (OMCL 50)
Number of Members on Governing Body – 5

PER CAPITA:
 Gross Debt 1,408.76
 Net Debt 697.20
 Debt Service 50.02
 Total Tax Levy 1,074.11
 Municipal Expenditures 363.29
 PER CENT:
 Gross Debt 3.40
 Net Debt 1.68
 Tax Levy Collected 97.48
 Tax Levy Cancelled, Abated or Adjusted .02

EXPENDITURES		REVENUES-REALIZED		1984 PROPERTY TAX	
GENERAL GOVERNMENT				STATE EQUALIZED TAX RATE →	
Governing Body & Public Boards	66,970.00	1984 Property Taxes Collected 30,605,064.70		Local District School Taxes	
Municipal Clerk	86,049.00	1984 Payments in Lieu of Taxes		Regional & Consolidated School Tax 1.62	21,366,762.63
Financial Administration	83,615.00	Delinquent Tax & Lien Collections 568,301.13		School Taxes in Municipal Budget	
Assessment of Taxes	65,560.00	Business Personalty Replacement Taxes 2,083,808.88		County Taxes .50	6,598,020.67
Collection of Taxes	87,446.00	Taxes from Public Utilities 2,879,527.00		County Library Taxes .04	512,097.00
Planning, Housing & Development	85,733.00	Other Miscellaneous Tax Revenues		Local Municipal Purpose Taxes .17	2,192,972.00
Human Resources	3,000.00	State Aid Revenues 227,094.28		Veteran & Senior Citizen Taxes	226,750.00
Elections	4,600.00	Federal Aid Revenues		Total Taxes for Rate Computation 2.33	30,896,602.30
General Administration (other)	1,523,626.03	State and Local Fiscal Assistance Act Utilized 115,793.78		Special District Taxes	349,150.00
JUDICIARY		Sale of Acquired Property		Bank Corp. Taxes	34,833.01
Municipal Courts	113,270.00	Other Miscellaneous Revenues		Added and Omitted Taxes	340,375.79
PUBLIC SAFETY		Total 2,025,453.51		Total Taxes Levied - ABSTRACT	31,394,211.10
Fire Protection	229,001.00	Prior Years Surplus Appropriated 750,000.00		Total Taxes Billed	31,394,992.29
Police Protection	2,171,854.78	REVENUES TOTAL 39,255,043.28		1984 TAXES COLLECTED	30,605,064.70
Civil Defense & Disaster Control	5,300.00	Reserve For Uncollected Taxes 1,085,874.44		1984 Taxes Cancelled, Abated or Adjusted	7,747.47
Environmental Inspection & Control	157,034.00	CAPITAL OUTLAY TOTAL 1,834,505.15		Transfer to Tax Title Liens or Foreclosed	23,281.85
Other Public Safety		Public Enterprises 728,059.06		Balance Outstanding Dec. 31, 1984	758,898.27
PUBLIC WORKS		Recreation—Culture 159,029.60		PRIOR YEARS TAXES OUTSTANDING	
Streets and Drainage	1,575,849.00	Public Works 248,725.21		Balance January 1, 1984	634,314.76
Sewers and Sewage Processing		Buildings and Grounds 744,921.25		Collected in 1984	542,620.66
Garbage and Trash Disposal		Library and Education 3,770.83		Cancelled, Abated or Adjusted 1984	68,589.80
Public Buildings and Grounds	167,380.00	CAPITAL DEBT AUTHORIZED, DECEMBER 31, 1984		Transfers to Tax Title Liens or Foreclosed	6,233.10
Other Public Works	18,332.64	ISSUED AND UNISSUED		Balance December 31, 1984	16,871.20
HEALTH and WELFARE		GROSS DEBT		TAX TITLE LIENS OUTSTANDING	
Health Services Except Environmental	82,306.00	NET DEBT		Balance January 1, 1984	45,399.11
Welfare-Public Assistance	31,486.00	School 4,004,224		Transfer From Taxes	30,219.19
Hospitals, Clinics, First Aid		Self-liquidating 11,088,250		Redeemed in 1984	25,680.47
Animal, Insect, & Rodent Control	11,000.00	Other 26,082,629		Cancelled, Abated or Adjusted (1984)	
Other Welfare Services		Total 41,175,103		Transfers to Foreclosed Property	
RECREATION and CONSERVATION		ISSUED AND OUTSTANDING		Balance December 31, 1984	49,937.83
Beaches and Boardwalks		School 4,004,224.06		PROPERTY ACQUIRED BY DEED OR FORECLOSURE	
Parks, Playgrounds, Shade Trees	441,745.00	Self-Liquidating 6,614,000.00		Balance January 1, 1984	360,671.00
Land Reclamation & Conservation	40,464.00	Other 13,857,000.00		Transfers From Taxes or Liens	
Other Recreational Services		Total 24,475,224.06		Sale for Cash (1984)	
EDUCATION (excluding schools)		EQUALIZED VALUATION BASIS FOR NET DEBT COMPUTATION 1,211,463,948		Cancelled, Abated or Adjusted (1984)	
Libraries	92,365.00	REAL PROPERTY VALUATIONS		Balance December 31, 1984	360,671.00
Other Educational Services		Code Class # of Parcels % VAL'N		CURRENT FINANCES DECEMBER 31, 1984	
STATUTORY EXPENDITURES		ASSESSED VALUATION		ASSETS	
Pensions & F. I. C. A.	630,000.00	1 Vacant Land 1407 3.07 17,332,610.00		Cash Dec. 31, 1984	2,727,803.16
Employee Fringe Benefits		2 Residential 8467 64.29 362,376,025.00		Taxes Receivable	775,769.47
Other Statutory Expenditures	5,000.00	3 Farm 118 .91 5,116,857.00		Tax Title Liens	49,937.83
CETA And Other Public Employment Programs		4a Commercial 211 10.11 56,969,312.00		Foreclosed Property	360,671.00
MUNICIPAL FUNCTIONS TOTAL 7,788,986.42		4b Industrial 53 20.86 117,593,701.00		Emergencies & Other Deferred Charges	246,000.00
CAPITAL IMPROVEMENTS *MEMF* 69,250.00		4c Apartments 36 .76 4,281,300.00		State and Federal Aid Receivable	9,980.49
DEBT SERVICE		Total 10292 563,674,805.00		Other Receivables	78,192.23
Principal Payments	735,000.00	Land Area 32.30 Sq. Miles		Total	4,248,354.18
Interest Payments	726,979.00	Net Valuation Taxable-Municipal 568,599,652		LIABILITIES, RESERVES, AND SURPLUS	
DEFERRED CHARGES		Net Valuation Taxable-County 1,308,501,436		Cash Liabilities	1,723,428.03
SCHOOL, COUNTY, SPECIAL DISTRICT TAXES	28,826,030.30	State Equalized Valuation 1,310,984,633		Reserves for Receivables	1,264,570.53
RESERVE FOR UNCOLLECTED TAXES	1,085,874.44	State Equalization Ratio 43.16		Surplus Dec. 31, 1984	1,260,355.62
EXPENDITURES TOTAL 39,444,183.50				Total	4,248,354.18

1308
Population 1980 4,068
Population 1984 4,422
S & P Rating
Moody Rating A

General Tax Rate Per \$100. 1.69
State Equalized Tax Rate 1.82

BRIELLE BOROUGH – MONMOUTH COUNTY
Form of Government:
Borough Council
Number of Members on Governing Body – 6

PER CAPITA:
Gross Debt 997.59
Net Debt 271.98
Debt Service 7.19
Total Tax Levy 890.21
Municipal Expenditures 435.93

PER CENT:
Gross Debt 2.36
Net Debt .64
Tax Levy Collected 96.09
Tax Levy Cancelled, Abated or Adjusted

EXPENDITURES		REVENUES-REALIZED		1984 PROPERTY TAX	
GENERAL GOVERNMENT				STATE EQUALIZED TAX RATE	
Governing Body & Public Boards		1984 Property Taxes Collected	3,775,229.57	Local District School Taxes .81	1,733,147.45
Municipal Clerk		1984 Payments in Lieu of Taxes		Regional & Consolidated School Tax	
Financial Administration	7,000.00	Delinquent Tax & Lien Collections	181,707.60	School Taxes in Municipal Budget	
Assessment of Taxes	19,155.00	Business Personalty Replacement Taxes	35,274.52	County Taxes .48	1,032,172.12
Collection of Taxes	24,590.00	Taxes from Public Utilities	225,682.00	County Library Taxes .02	39,342.74
Planning, Housing & Development	19,079.00	Other Miscellaneous Tax Revenues		Local Municipal Purpose Taxes .51	1,091,226.20
Human Resources		State Aid Revenues	34,795.58	Veteran & Senior Citizen Taxes	32,000.00
Elections		Federal Aid Revenues		Total Taxes for Rate Computation 1.82	3,927,888.51
General Administration (other)	205,153.40	State and Local Fiscal Assistance Act Utilized	29,517.00	Special District Taxes	
JUDICIARY		Sale of Acquired Property		Bank Corp. Taxes	7,659.59
Municipal Courts	23,345.00	Other Miscellaneous Revenues	228,929.50	Added and Omitted Taxes	32,973.48
PUBLIC SAFETY		Total	4,511,235.77	Total Taxes Levied - ABSTRACT	3,936,521.58
Fire Protection	31,650.00	Prior Years Surplus Appropriated	430,000.00	Total Taxes Billed	3,928,861.99
Police Protection	575,160.00	REVENUES TOTAL	4,941,235.77	1984 TAXES COLLECTED	3,775,229.57
Civil Defense & Disaster Control	200.00	Reserve For Uncollected Taxes	267,773.10	1984 Taxes Cancelled, Abated or Adjusted	
Environmental Inspection & Control	22,745.00	CAPITAL OUTLAY TOTAL	378,285.65	Transfer to Tax Title Liens or Foreclosed	
Other Public Safety				Balance Outstanding Dec. 31, 1984	153,632.42
PUBLIC WORKS				PRIOR YEARS TAXES OUTSTANDING	
Streets and Drainage	191,045.79	Public Enterprises	4,446.50	Balance January 1, 1984	188,552.68
Sewers and Sewage Processing		Recreation—Culture		Collected in 1984	181,707.60
Garbage and Trash Disposal	178,501.00	Public Works	325,173.95	Cancelled, Abated or Adjusted 1984	
Public Buildings and Grounds	35,913.00	Buildings and Grounds	48,665.20	Transfers to Tax Title Liens or Foreclosed	
Other Public Works		Library and Education		Balance December 31, 1984	6,845.08
HEALTH and WELFARE		Conservation		TAX TITLE LIENS OUTSTANDING	
Health Services Except Environmental	18,446.00	All Other		Balance January 1, 1984	23,677.92
Welfare-Public Assistance	4,440.00	CAPITAL DEBT AUTHORIZED, DECEMBER 31, 1984		Transfer From Taxes	
Hospitals, Clinics, First Aid		ISSUED AND UNISSUED		Redeemed in 1984	
Animal, Insect, & Rodent Control	2,000.00	School	37,000	Cancelled, Abated or Adjusted (1984)	
Other Welfare Services		Self-Liquidating	3,171,641	Transfers to Foreclosed Property	
RECREATION and CONSERVATION		Other	1,202,712	Balance December 31, 1984	23,677.92
Beaches and Boardwalks		Total	4,411,353	PROPERTY ACQUIRED BY DEED OR	
Parks, Playgrounds, Shade Trees	6,198.00			FORECLOSURE	
Land Reclamation & Conservation	150.00	ISSUED AND OUTSTANDING		Balance January 1, 1984	10,100.00
Other Recreational Services	10,735.00	School	37,000.00	Transfers From Taxes or Liens	
EDUCATION (excluding schools)		Self-Liquidating	2,917,201.80	Sale for Cash (1984)	
Libraries	32,000.00	Other	963,771.48	Cancelled, Abated or Adjusted (1984)	
Other Educational Services	350.00	Total	3,917,973.28	Balance December 31, 1984	10,100.00
STATUTORY EXPENDITURES		EQUALIZED VALUATION BASIS		CURRENT FINANCES DECEMBER 31, 1984	
Pensions & F. I. C. A.	143,835.03	FOR NET DEBT COMPUTATION	187,309,733	ASSETS	
Employee Fringe Benefits	60,900.00	REAL PROPERTY VALUATIONS		Cash Dec. 31, 1984	1,504,404.83
Other Statutory Expenditures	3,000.00	Code Class # of Parcels % VAL'N	ASSESSED VALUATION	Taxes Receivable	160,477.50
CETA and Other Public Employment Programs		1 Vacant Land 201 2.33	6,489,300.00	Tax Title Liens	23,677.92
MUNICIPAL FUNCTIONS TOTAL	1,615,591.22	2 Residential 1572 32.37	138,257,100.00	Foreclosed Property	10,100.00
CAPITAL IMPROVEMENTS *MEMO*	12,000.00	3 Farm		Emergencies & Other Deferred Charges	25,000.00
DEBT SERVICE		4a Commercial 87 12.08	27,719,300.00	State and Federal Aid Receivable	
Principal Payments	29,000.00	4b Industrial		Other Receivables	2,840.85
Interest Payments	2,803.50	4c Apartments ? 3.02	6,926,000.00	Total	1,726,501.10
		Total 1362	229,391,700.00	LIABILITIES, RESERVES, AND SURPLUS	
DEFERRED CHARGES	12,500.00	Land Area 1.65 Sq. Miles		Cash Liabilities	1,009,742.12
SCHOOL, COUNTY, SPECIAL DISTRICT TAXES	2,804,662.31	Net Valuation Taxable-Municipal	230,264,559	Reserves for Receivables	197,096.27
RESERVE FOR UNCOLLECTED TAXES	267,773.10	Net Valuation Taxable-County	191,893,721	Surplus Dec. 31, 1984	519,662.71
EXPENDITURES TOTAL	4,732,330.13	State Equalized Valuation	214,280,760	Total	1,726,501.10
		State Equalization Ratio	107.49		

0103
 Population 1980 8,318
 Population 1984 9,213
 S & P Rating AAA
 Moody Rating AAA
 General Tax Rate Per \$100. 2.50
 State Equalized Tax Rate 1.33

BRIGANTINE CITY - ATLANTIC COUNTY
Form of Government:
Commission (1911)
Number of Members on Governing Body - 3

PER CAPITA:
 Gross Debt 1,004.88
 Net Debt 514.62
 Debt Service 80.93
 Total Tax Levy 867.19
 Municipal Expenditures 584.55
 PER CENT:
 Gross Debt 1.60
 Net Debt .82
 Tax Levy Collected 95.95
 Tax Levy Cancelled, Abated or Adjusted

EXPENDITURES		REVENUES-REALIZED		1984 PROPERTY TAX	
GENERAL GOVERNMENT				STATE EQUALIZED TAX RATE → .34	
Governing Body & Public Boards		1984 Property Taxes Collected	7,657,211.48	Local District School Taxes	2,017,540.50
Municipal Clerk	53,275.25	1984 Payments in Lieu of Taxes		Regional & Consolidated School Tax	
Financial Administration	14,150.00	Delinquent Tax & Lien Collections	520,752.23	School Taxes in Municipal Budget	.01 84,649.56
Assessment of Taxes	33,357.91	Business Personalty Replacement Taxes	28,361.64	County Taxes	* .47 2,785,827.03
Collection of Taxes	43,608.32	Taxes from Public Utilities	497,016.00	County Library Taxes	.03 176,068.30
Planning, Housing & Development	10,259.68	Other Miscellaneous Tax Revenues		Local Municipal Purpose Taxes	.48 2,847,540.96
Human Resources		State Aid Revenues	70,945.28	Veteran & Senior Citizen Taxes	120,200.00
Elections	3,841.75	Federal Aid Revenues	125,746.00	Total Taxes for Rate Computation	1.33 8,031,826.35
General Administration (other)	498,084.93	State and Local Fiscal Assistance Act Utilized	77,428.00	Special District Taxes	
JUDICIARY		Sale of Acquired Property	231,310.00	Bank Corp. Taxes	9,299.11
Municipal Courts	46,823.87	Other Miscellaneous Revenues	937,142.49	Added and Omitted Taxes	68,451.84
PUBLIC SAFETY		Total	10,146,414.12	Total Taxes Levied - ABSTRACT	7,989,377.30
Fire Protection	611,872.94	Prior Years Surplus Appropriated	509,000.00	Total Taxes Billed	7,980,078.19
Police Protection	801,481.51	REVENUES TOTAL	10,655,414.12	1984 TAXES COLLECTED	7,657,211.48
Civil Defense & Disaster Control	293,407.63	Reserve For Uncollected Taxes	509,507.25	1984 Taxes Cancelled, Abated or Adjusted	
Environmental Inspection & Control	90,966.52	CAPITAL OUTLAY TOTAL	554,308.41	Transfer to Tax Title Liens or Foreclosed	11,880.10
Other Public Safety		Public Enterprises	131,980.15	Balance Outstanding Dec. 31, 1984	310,986.61
PUBLIC WORKS		Recreation—Culture		PRIOR YEARS TAXES OUTSTANDING	
Streets and Drainage	290,087.20	Public Works	321,028.42	Balance January 1, 1984	429,202.15
Sewers and Sewage Processing	90,000.00	Buildings and Grounds	101,299.84	Collected in 1984	418,137.94
Garbage and Trash Disposal	247,404.22	Library and Education		Cancelled, Abated or Adjusted 1984	
Public Buildings and Grounds	166,707.30	Conservation		Transfers to Tax Title Liens or Foreclosed	9,737.16
Other Public Works		All Other		Balance December 31, 1984	1,327.05
HEALTH and WELFARE		CAPITAL DEBT AUTHORIZED, DECEMBER 31, 1984		TAX TITLE LIENS OUTSTANDING	
Health Services Except Environmental		ISSUED AND UNISSUED		Balance January 1, 1984	145,327.34
Welfare-Public Assistance	5,035.64	School	453,865	Transfer From Taxes	22,987.60
Hospitals, Clinics, First Aid		Self-Liquidating	4,062,908	Redeemed in 1984	107,614.29
Animal, Insect, & Rodent Control	2,500.00	Other	4,741,226	Cancelled, Abated or Adjusted (1984)	
Other Welfare Services		Total	9,258,000	Transfers to Foreclosed Property	
RECREATION and CONSERVATION		ISSUED AND OUTSTANDING		Balance December 31, 1984	65,700.65
Beaches and Boardwalks	220,473.68	School	453,865.51	PROPERTY ACQUIRED BY DEED OR FORECLOSURE	
Parks, Playgrounds, Shade Trees	35,787.12	Self-Liquidating	3,912,903.27	Balance January 1, 1984	614,178.00
Land Reclamation & Conservation		Other	4,739,226.22	Transfers From Taxes or Liens	
Other Recreational Services		Total	9,106,000.00	Sale for Cash (1984)	291,810.00
EDUCATION (excluding schools)		EQUALIZED VALUATION BASIS		Cancelled, Abated or Adjusted (1984)	
Libraries		FOR NET DEBT COMPUTATION	580,387,963	Balance December 31, 1984	322,368.00
Other Educational Services		REAL PROPERTY VALUATIONS		CURRENT FINANCES DECEMBER 31, 1984	
STATUTORY EXPENDITURES		Code Class # of Parcels % VAL'N		ASSETS	
Pensions & F. I. C. A.	375,785.63	1 Vacant Land 1059 7.26	22,791,750.00	Cash Dec. 31, 1984	1,252,494.70
Employee Fringe Benefits	158,180.18	2 Residential 5330 85.36	268,021,650.00	Taxes Receivable	312,313.66
Other Statutory Expenditures	16,200.00	3 Farm		Tax Title Liens	65,700.65
CETA And Other Public Employment Programs		4a Commercial 138 6.36	19,973,800.00	Foreclosed Property	322,368.00
MUNICIPAL FUNCTIONS TOTAL	4,109,291.28	4b Industrial		Emergencies & Other Deferred Charges	20,000.00
CAPITAL IMPROVEMENTS *MEMO*	25,000.00	4c Apartments 21 1.02	3,197,457.00	State and Federal Aid Receivable	197.58
DEBT SERVICE		Total 6543	313,994,657.00	Other Receivables	940.66
Principal Payments	343,064.75	Land Area 6.39 Sq. Miles		Total	1,974,015.25
Interest Payments	402,528.62	Net Valuation Taxable-Municipal	316,317,762	LIABILITIES, RESERVES, AND SURPLUS	
TYPE I SCHL DEBT *MEMO	84,649.56	Net Valuation Taxable-County	585,976,354	Cash Liabilities	478,632.60
DEFERRED CHARGES	21,089.16	State Equalized Valuation	593,641,310	Reserves for Receivables	701,322.97
SCHOOL, COUNTY, SPECIAL DISTRICT TAXES	5,064,085.39	State Equalization Ratio	53.10	Surplus Dec. 31, 1984	794,059.68
RESERVE FOR UNCOLLECTED TAXES	509,507.25			Total	1,974,015.25
EXPENDITURES TOTAL	10,449,568.45				

1984/3000

* ABOVE DEBT SERVICE INCLUDES TYPE I SCHOOL DEBT

*Includes County Health Service Taxes or County Vocational School Taxes. See Table 13.

0407
Population 1980 2,133
Population 1984 2,103
S & P Rating
Moody Rating

General Tax Rate Per \$100. 3.44
State Equalized Tax Rate 2.71

BROOKLAWN BOROUGH - CAMDEN CO.
Form of Government:
Borough Council
Number of Members on Governing Body - 6

PER CAPITA:
Gross Debt 492.82
Net Debt 53.45
Debt Service 6.93
Total Tax Levy 444.34
Municipal Expenditures 350.46
PER CENT:
Gross Debt 3.19
Net Debt .35
Tax Levy Collected 96.17
Tax Levy Cancelled, Abated or Adjusted

EXPENDITURES		REVENUES-REALIZED		1984 PROPERTY TAX	
GENERAL GOVERNMENT				STATE EQUALIZED TAX RATE 1.20	412,245.00
Governing Body & Public Boards	3,750.00	1984 Property Taxes Collected	898,723.22	Local District School Taxes	
Municipal Clerk	15,271.33	1984 Payments in Lieu of Taxes		Regional & Consolidated School Tax	
Financial Administration	14,252.00	Delinquent Tax & Lien Collections	64,095.17	School Taxes in Municipal Budget	
Assessment of Taxes	5,067.46	Business Personalty Replacement Taxes	28,528.64	County Taxes	1.12 385,565.00
Collection of Taxes	7,944.90	Taxes from Public Utilities	134,049.00	County Library Taxes	.03 8,815.00
Planning, Housing & Development	201.00	Other Miscellaneous Tax Revenues		Local Municipal Purpose Taxes	.37 127,000.00
Human Resources		State Aid Revenues	31,039.74	Veteran & Senior Citizen Taxes	46,550.00
Elections	2,682.61	Federal Aid Revenues		Total Taxes for Rate Computation	2.72 980,175.00
General Administration (other)	94,204.36	State and Local Fiscal Assistance Act Utilized	8,370.00	Special District Taxes	
JUDICIARY		Sale of Acquired Property		Bank Corp. Taxes	631.18
Municipal Courts	15,313.50	Other Miscellaneous Revenues	223,248.33	Added and Omitted Taxes	199.19
PUBLIC SAFETY		Total	1,393,054.60	Total Taxes Levied - ABSTRACT	934,455.37
Fire Protection	10,368.40	Prior Years Surplus Appropriated	140,000.00	Total Taxes Billed	934,543.77
Police Protection	138,537.67	REVENUES TOTAL	1,533,054.60	1984 TAXES COLLECTED	898,723.22
Civil Defense & Disaster Control	25.00	Reserve For Uncollected Taxes	72,404.73	1984 Taxes Cancelled, Abated or Adjusted	
Environmental Inspection & Control	12,663.65	CAPITAL OUTLAY TOTAL	275,533.46	Transfer to Tax Title Liens or Foreclosed	3,161.49
Other Public Safety				Balance Outstanding Dec. 31, 1984	32,659.06
PUBLIC WORKS				PRIOR YEARS TAXES OUTSTANDING	
Streets and Drainage	71,276.74	Public Enterprises	250,999.12	Balance January 1, 1984	46,385.30
Sewers and Sewage Processing	54,769.90	Recreation—Culture		Collected in 1984	37,541.66
Garbage and Trash Disposal	45,990.00	Public Works	22,241.00	Cancelled, Abated or Adjusted 1984	
Public Buildings and Grounds	72,789.12	Buildings and Grounds	2,293.34	Transfers to Tax Title Liens or Foreclosed	1,723.13
Other Public Works		Library and Education		Balance December 31, 1984	7,120.51
HEALTH and WELFARE		Conservation		TAX TITLE LIENS OUTSTANDING	
Health Services Except Environmental	1,475.00	All Other		Balance January 1, 1984	37,272.79
Welfare-Public Assistance	600.00	CAPITAL DEBT AUTHORIZED, DECEMBER 31, 1984		Transfer From Taxes	5,120.16
Hospitals, Clinics, First Aid		ISSUED AND UNISSUED GROSS DEBT		Redeemed in 1984	26,553.51
Animal, Insect, & Rodent Control		School		Cancelled, Abated or Adjusted (1984)	
Other Welfare Services		Self-liquidating	924,000	Transfers to Foreclosed Property	
RECREATION and CONSERVATION		Other	112,400	Balance December 31, 1984	15,839.44
Beaches and Boardwalks		Total	1,036,400	PROPERTY ACQUIRED BY DEED OR	
Parks, Playgrounds, Shade Trees				FORECLOSURE	
Land Reclamation & Conservation				Balance January 1, 1984	94,975.00
Other Recreational Services	3,817.05	ISSUED AND OUTSTANDING		Transfers From Taxes or Liens	
EDUCATION (excluding schools)		School		Sale for Cash (1984)	
Libraries		Self-Liquidating	668,000.00	Cancelled, Abated or Adjusted (1984)	
Other Educational Services		Other	111,400.00	Balance December 31, 1984	94,975.00
STATUTORY EXPENDITURES		Total	779,400.00	CURRENT FINANCES DECEMBER 31, 1984	
Pensions & F. I. C. A.	27,613.45	EQUALIZED VALUATION BASIS		ASSETS	
Employee Fringe Benefits	16,893.34	FOR NET DEBT COMPUTATION	32,464,125	Cash Dec. 31, 1984	401,665.26
Other Statutory Expenditures	1,000.00	REAL PROPERTY VALUATIONS		Taxes Receivable	39,779.57
CETA And Other Public Employment Programs		Code Class # of Parcels % VAL'N		Tax Title Liens	15,839.44
MUNICIPAL FUNCTIONS TOTAL	632,140.81	1 Vacant Land 55 1.46	389,800.00	Foreclosed Property	94,975.00
CAPITAL IMPROVEMENTS *MEMO*	7,000.00	2 Residential 648 66.33	17,693,000.00	Emergencies & Other Deferred Charges	99,464.18
DEBT SERVICE		3 Farm		State and Federal Aid Receivable	
Principal Payments	5,700.00	4a Commercial 58 29.82	7,688,600.00	Other Receivables	31,720.82
Interest Payments	8,865.29	4b Industrial 5 1.45	386,000.00	Total	683,444.27
		4c Apartments 4 1.94	517,700.00	LIABILITIES, RESERVES, AND SURPLUS	
		Total 770	26,675,100.00	Cash Liabilities	270,776.65
DEFERRED CHARGES	17,911.28	Land Area .49 Sq. Miles		Reserves for Receivables	182,314.83
SCHOOL, COUNTY, SPECIAL DISTRICT TAXES	306,625.00	Net Valuation Taxable-Municipal	27,169,068	Surplus Dec. 31, 1984	230,352.79
RESERVE FOR UNCOLLECTED TAXES	72,404.73	Net Valuation Taxable-County	32,581,721	Total	683,444.27
EXPENDITURES TOTAL	1,543,648.11	State Equalized Valuation	34,324,152		
		State Equalization Ratio	78.85		

0104
Population 1980 3,642
Population 1984 3,767
S & P Rating
Moody Rating

General Tax Rate Per \$100. 1.90
State Equalized Tax Rate 2.22

BUENA BOROUGH - ATLANTIC COUNTY
Form of Government:
Borough Council
Number of Members on Governing Body - 6

PER CAPITA:
Gross Debt 407.45
Net Debt 184.46
Debt Service 37.17
Total Tax Levy 480.09
Municipal Expenditures 309.88
PER CENT:
Gross Debt 2.21
Net Debt 1.01
Tax Levy Collected 89.47
Tax Levy Cancelled, Abated or Adjusted

EXPENDITURES		REVENUES-REALIZED		1984 PROPERTY TAX	
GENERAL GOVERNMENT				STATE EQUALIZED TAX RATE →	
Governing Body & Public Boards	22,000.00	1984 Property Taxes Collected	1,605,635.18	Local District School Taxes	
Municipal Clerk	14,600.00	1984 Payments in Lieu of Taxes		Regional & Consolidated School Tax 1.26	966,644.39
Financial Administration	21,565.00	Delinquent Tax & Lien Collections	145,589.94	School Taxes in Municipal Budget	
Assessment of Taxes	9,169.00	Business Personalty Replacement Taxes	45,562.20	County Taxes .44 *	338,422.59
Collection of Taxes	12,784.00	Taxes from Public Utilities	283,841.00	County Library Taxes .03	21,354.53
Planning, Housing & Development	19,838.51	Other Miscellaneous Tax Revenues		Local Municipal Purpose Taxes .49	380,125.31
Human Resources		State Aid Revenues	64,682.02	Veteran & Senior Citizen Taxes	63,700.00
Elections		Federal Aid Revenues		Total Taxes for Rate Computation 2.22	1,770,246.82
General Administration (other)	118,372.42	State and Local Fiscal Assistance Act Utilized	14,292.00	Special District Taxes	75,480.00
JUDICIARY		Sale of Acquired Property		Bank Corp. Taxes	14,921.97
Municipal Courts	19,567.20	Other Miscellaneous Revenues		Added and Omitted Taxes	11,549.47
PUBLIC SAFETY		Total	2,308,282.32	Total Taxes Levied - ABSTRACT	1,808,498.26
Fire Protection		Prior Years Surplus Appropriated	140,000.00	Total Taxes Billed	1,794,524.83
Police Protection	224,551.41	REVENUES TOTAL	2,448,282.32	1984 TAXES COLLECTED	1,605,635.18
Civil Defense & Disaster Control	588.00	Reserve For Uncollected Taxes	174,823.11	1984 Taxes Cancelled, Abated or Adjusted	
Environmental Inspection & Control	300.00	CAPITAL OUTLAY TOTAL	118,165.67	Transfer to Tax Title Liens or Foreclosed Balance Outstanding Dec. 31, 1984	188,889.65
Other Public Safety				PRIOR YEARS TAXES OUTSTANDING	
PUBLIC WORKS				Balance January 1, 1984	145,098.91
Streets and Drainage	131,532.99	Public Enterprises		Collected in 1984	130,776.19
Sewers and Sewage Processing		Recreation—Culture		Cancelled, Abated or Adjusted 1984	
Garbage and Trash Disposal	65,745.40	Public Works	118,165.67	Transfers to Tax Title Liens or Foreclosed	14,262.53
Public Buildings and Grounds	18,277.72	Buildings and Grounds		Balance December 31, 1984	60.19
Other Public Works	14,825.00	Library and Education		TAX TITLE LIENS OUTSTANDING	
HEALTH and WELFARE		Conservation		Balance January 1, 1984	83,927.55
Health Services Except Environmental		All Other		Transfer From Taxes	15,885.26
Welfare-Public Assistance	43,799.00	CAPITAL DEBT AUTHORIZED, DECEMBER 31, 1984		Redeemed in 1984	14,813.75
Hospitals, Clinics, First Aid		ISSUED AND UNISSUED		Cancelled, Abated or Adjusted (1984)	
Animal, Insect, & Rodent Control	611.45	School	821,184	Transfers to Foreclosed Property	
Other Welfare Services		Self-liquidating		Balance December 31, 1984	84,999.06
RECREATION and CONSERVATION		Other	694,860	PROPERTY ACQUIRED BY DEED OR FORECLOSURE	
Beaches and Boardwalks		Total	1,516,044	Balance January 1, 1984	27,500.00
Parks, Playgrounds, Shade Trees				Transfers From Taxes or Liens	
Land Reclamation & Conservation				Sale for Cash (1984)	
Other Recreational Services	11,816.63	ISSUED AND OUTSTANDING		Cancelled, Abated or Adjusted (1984)	
EDUCATION (excluding schools)		School	821,184.23	Balance December 31, 1984	27,500.00
Libraries		Self-Liquidating		CURRENT FINANCES DECEMBER 31, 1984	
Other Educational Services		Other	694,860.00	ASSETS	
STATUTORY EXPENDITURES		Total	1,516,044.23	Cash Dec. 31, 1984	247,550.14
Pensions & F. I. C. A.	45,400.00	EQUALIZED VALUATION BASIS		Taxes Receivable	188,949.84
Employee Fringe Benefits	27,705.00	FOR NET DEBT COMPUTATION	68,531,925	Tax Title Liens	84,999.06
Other Statutory Expenditures	4,500.00	REAL PROPERTY VALUATIONS		Foreclosed Property	27,500.00
CETA And Other Public Employment Programs		Code Class # of Parcels % VAL'N	ASSESSED VALUATION	Emergencies & Other Deferred Charges	46,050.00
MUNICIPAL FUNCTIONS		1 Vacant Land 315 2.20	1,930,300.00	State and Federal Aid Receivable	6,480.81
CAPITAL IMPROVEMENTS *MEMO*	11,750.00	2 Residential 995 60.25	52,766,000.00	Other Receivables	9,010.41
DEBT SERVICE		3 Farm 264 9.92	8,692,600.00	Total	610,540.26
Principal Payments	101,000.00	4a Commercial 103 14.36	12,576,600.00	LIABILITIES, RESERVES, AND SURPLUS	
Interest Payments	39,003.66	4b Industrial 8 11.02	9,653,200.00	Cash Liabilities	86,943.33
		4c Apartments 4 2.24	1,964,000.00	Reserves for Receivables	310,459.31
		Total 1693	87,582,700.00	Surplus Dec. 31, 1984	213,137.62
DEFERRED CHARGES		Land Area 7.40 Sq. Miles		Total	610,540.26
SCHOOL, COUNTY, SPECIAL DISTRICT TAXES	24,933.93	Net Valuation Taxable-Municipal	89,837,350		
RESERVE FOR UNCOLLECTED TAXES	174,823.11	Net Valuation Taxable-County	71,070,419		
EXPENDITURES TOTAL	2,569,210.94	State Equalized Valuation	77,176,435		
		State Equalization Ratio	116.90		

0105
Population 1980 6,959
Population 1984 7,246
S & P Rating
Moody Rating

General Tax Rate Per \$100.
4.16
State Equalized Tax Rate
2.00

BUENA VISTA TOWNSHIP - ATLANTIC CO.
Form of Government:
Township Committee
Number of Members on Governing Body - 5

PER CAPITA:
Gross Debt 216.09
Net Debt
Debt Service
Total Tax Levy 401.24
Municipal Expenditures 197.22
PER CENT:
Gross Debt 1.20
Net Debt
Tax Levy Collected 84.03
Tax Levy Cancelled, Abated
or Adjusted

EXPENDITURES		REVENUES-REALIZED		1984 PROPERTY TAX	
GENERAL GOVERNMENT				STATE EQUALIZED TAX RATE →	
Governing Body & Public Boards		1984 Property Taxes Collected	2,437,693.31	Local District School Taxes	
Municipal Clerk		1984 Payments in Lieu of Taxes		Regional & Consolidated School Tax 1.46	1,936,655.25
Financial Administration	23,200.00	Delinquent Tax & Lien Collections	201,357.22	School Taxes in Municipal Budget	
Assessment of Taxes	22,650.00	Business Personalty Replacement Taxes	45,571.32	County Taxes .49 *	657,308.07
Collection of Taxes	52,000.00	Taxes from Public Utilities	458,688.00	County Library Taxes .03	41,477.20
Planning, Housing & Development	16,500.00	Other Miscellaneous Tax Revenues		Local Municipal Purpose Taxes .02	31,563.14
Human Resources	28,336.50	State Aid Revenues	43,154.59	Veteran & Senior Citizen Taxes	81,400.00
Elections	4,000.00	Federal Aid Revenues		Total Taxes for Rate Computation 2.00	2,743,403.76
General Administration (other)	152,917.85	State and Local Fiscal Assistance Act Utilized	34,680.59	Special District Taxes	227,068.00
JUDICIARY		Sale of Acquired Property		Bank Corp. Taxes	6,252.93
Municipal Courts	27,000.00	Other Miscellaneous Revenues	257,306.60	Added and Omitted Taxes	7,036.17
PUBLIC SAFETY		Total	3,578,451.71	Total Taxes Levied - ABSTRACT	2,907,360.86
Fire Protection	26,000.00	Prior Years Surplus Appropriated	354,700.00	Total Taxes Billed	2,901,107.93
Police Protection	15,000.00	REVENUES TOTAL	3,933,151.71	1984 TAXES COLLECTED	2,437,693.31
Civil Defense & Disaster Control	1,000.00	Reserve For Uncollected Taxes	501,648.55	1984 Taxes Cancelled, Abated or Adjusted	
Environmental Inspection & Control		CAPITAL OUTLAY TOTAL	87,676.00	Transfer to Tax Title Liens or Foreclosed	10,932.32
Other Public Safety				Balance Outstanding Dec. 31, 1984	452,482.30
PUBLIC WORKS				PRIOR YEARS TAXES OUTSTANDING	
Streets and Drainage	239,680.58	Public Enterprises		Balance January 1, 1984	279,468.17
Sewers and Sewage Processing	125,000.00	Recreation—Culture		Collected in 1984	251,525.61
Garbage and Trash Disposal		Public Works	87,676.00	Cancelled, Abated or Adjusted 1984	5,786.84
Public Buildings and Grounds	31,500.00	Buildings and Grounds		Transfers to Tax Title Liens or Foreclosed	19,198.22
Other Public Works		Library and Education		Balance December 31, 1984	2,957.50
HEALTH and WELFARE		Conservation		TAX TITLE LIENS OUTSTANDING	
Health Services Except Environmental	900.00	All Other		Balance January 1, 1984	712,221.44
Welfare-Public Assistance	13,800.00			Transfer From Taxes	24,054.03
Hospitals, Clinics, First Aid		CAPITAL DEBT AUTHORIZED, DECEMBER 31, 1984		Redeemed in 1984	49,831.61
Animpl, Insect, & Rodent Control	34,102.15	ISSUED AND UNISSUED		Cancelled, Abated or Adjusted (1984)	
Other Welfare Services		School	1,565,815	Transfers to Foreclosed Property	82,888.84
RECREATION and CONSERVATION		Self-Liquidating		Balance December 31, 1984	603,555.02
Beaches and Boardwalks		Other		PROPERTY ACQUIRED BY DEED OR	
Parks, Playgrounds, Shade Trees	38,000.00	Total	1,565,815	FORECLOSURE	
Land Reclamation & Conservation	30,000.00	ISSUED AND OUTSTANDING		Balance January 1, 1984	582,006.08
Other Recreational Services		School	1,565,815.77	Transfers From Taxes or Liens	93,821.16
EDUCATION (excluding schools)		Self-Liquidating		Sale for Cash (1984)	
Libraries		Other		Cancelled, Abated or Adjusted (1984)	
Other Educational Services		Total	1,565,815.77	Balance December 31, 1984	675,827.24
STATUTORY EXPENDITURES		EQUALIZED VALUATION BASIS		CURRENT FINANCES DECEMBER 31, 1984	
Pensions & F. I. C. A.	38,500.00	FOR NET DEBT COMPUTATION	130,675,146	ASSETS	
Employee Fringe Benefits		REAL PROPERTY VALUATIONS		Cash Dec. 31, 1984	667,808.99
Other Statutory Expenditures	4,000.00	Code Class # of Parcels % VAL'N		Taxes Receivable	455,439.80
CETA And Other Public Employment Programs		1 Vacant Land 6020 20.44	12,936,330.00	Tax Title Liens	603,555.02
MUNICIPAL FUNCTIONS		2 Residential 1761 56.71	35,882,245.00	Foreclosed Property	675,827.24
CAPITAL IMPROVEMENTS *MEMO*	10,000.00	3 Farm 546 12.16	7,695,750.00	Emergencies & Other Deferred Charges	.20
DEBT SERVICE		4a Commercial 109 8.07	5,107,350.00	State and Federal Aid Receivable	
Principal Payments		4b Industrial 9 2.62	1,655,800.00	Other Receivables	204,924.95
Interest Payments		4c Apartments		Total	2,607,556.20
DEFERRED CHARGES		Total 8445	63,277,475.00	LIABILITIES, RESERVES, AND SURPLUS	
SCHOOL, COUNTY, SPECIAL DISTRICT TAXES	3,327.85	Land Area 41.83 Sq. Miles		Cash Liabilities	265,822.05
RESERVE FOR UNCOLLECTED TAXES	2,862,508.62	Net Valuation Taxable-Municipal	64,127,293	Reserves for Receivables	1,939,747.01
EXPENDITURES TOTAL	4,291,572.10	Net Valuation Taxable-County	138,041,078	Surplus Dec. 31, 1984	401,987.14
		State Equalized Valuation	132,186,733	Total	2,607,556.20
		State Equalization Ratio	48.18		

0305
Population 1980 10,246
Population 1984 10,559
S & P Rating
Moody Rating AA

General Tax Rate Per \$100. 1.71
State Equalized Tax Rate 1.16

BURLINGTON CITY – BURLINGTON COUNTY
Form of Government:
Special Charter (P.L. 1851 c. 149)
Number of Members on Governing Body – 12

PER CAPITA:
Gross Debt 227.86
Net Debt 161.95
Debt Service 124.05
Total Tax Levy 246.24
Municipal Expenditures 928.79

PER CENT:
Gross Debt 1.25
Net Debt .89
Tax Levy Collected 93.00
Tax Levy Cancelled, Abated or Adjusted .07

EXPENDITURES		REVENUES-REALIZED		1984 PROPERTY TAX	
GENERAL GOVERNMENT				STATE EQUALIZED TAX RATE .56	1,255,582.00
Governing Body & Public Boards		1984 Property Taxes Collected	2,402,609.32	Local District School Taxes	
Municipal Clerk		1984 Payments in Lieu of Taxes		Regional & Consolidated School Tax	
Financial Administration	144,000.00	Delinquent Tax & Lien Collections	132,712.53	School Taxes in Municipal Budget	
Assessment of Taxes	29,000.00	Business Personalty Replacement Taxes	131,446.68	County Taxes	.56 1,252,524.63
Collection of Taxes	134,000.00	Taxes from Public Utilities	7,303,690.00	County Library Taxes	.03 69,886.94
Planning, Housing & Development	83,433.10	Other Miscellaneous Tax Revenues		Local Municipal Purpose Taxes	
Human Resources		State Aid Revenues	144,972.18	Veteran & Senior Citizen Taxes	161,386.00
Elections		Federal Aid Revenues		Total Taxes for Rate Computation	1.15 2,739,379.57
General Administration (other)	1,008,500.00	State and Local Fiscal Assistance Act Utilized	102,831.00	Special District Taxes	
JUDICIARY		Sale of Acquired Property		Bank Corp. Taxes	17,573.39
Municipal Courts	63,000.00	Other Miscellaneous Revenues	1,224,565.52	Added and Omitted Taxes	4,529.90
PUBLIC SAFETY		Total	11,442,827.23	Total Taxes Levied - ABSTRACT	2,600,096.86
Fire Protection	166,000.00	Prior Years Surplus Appropriated	1,212,462.00	Total Taxes Billed	2,583,385.50
Police Protection	1,392,831.00	REVENUES TOTAL	12,655,289.23	1984 TAXES COLLECTED	2,402,609.32
Civil Defense & Disaster Control	5,500.00	Reserve For Uncollected Taxes	344,000.00	1984 Taxes Cancelled, Abated or Adjusted	1,883.96
Environmental Inspection & Control	116,000.00	CAPITAL OUTLAY TOTAL	955,054.53	Transfer to Tax Title Liens or Foreclosed	1,408.27
Other Public Safety				Balance Outstanding Dec. 31, 1984	177,483.95
PUBLIC WORKS				PRIOR YEARS TAXES OUTSTANDING	
Streets and Drainage	317,000.00	Public Enterprises		Balance January 1, 1984	133,461.60
Sewers and Sewage Processing	144,000.00	Recreation—Culture	111,227.96	Collected in 1984	132,009.58
Garbage and Trash Disposal	218,000.00	Public Works	442,186.95	Cancelled, Abated or Adjusted 1984	79.72
Public Buildings and Grounds	269,000.00	Buildings and Grounds	113,090.70	Transfers to Tax Title Liens or Foreclosed	
Other Public Works	675,000.00	Library and Education	288,549.02	Balance December 31, 1984	1,372.30
HEALTH and WELFARE		Conservation		TAX TITLE LIENS OUTSTANDING	
Health Services Except Environmental	86,000.00	All Other		Balance January 1, 1984	2,239.95
Welfare-Public Assistance	63,500.00	CAPITAL DEBT AUTHORIZED, DECEMBER 31, 1984		Transfer From Taxes	1,408.27
Hospitals, Clinics, First Aid		ISSUED AND UNISSUED		Redeemed in 1984	702.95
Animal, Insect, & Rodent Control		School	696,000	Cancelled, Abated or Adjusted (1984)	
Other Welfare Services		Self-Liquidating	190,000	Transfers to Foreclosed Property	
RECREATION and CONSERVATION		Other	1,520,000	Balance December 31, 1984	2,945.27
Beaches and Boardwalks		Total	2,406,000	PROPERTY ACQUIRED BY DEED OR	
Parks, Playgrounds, Shade Trees	155,000.00			FORECLOSURE	
Land Reclamation & Conservation		ISSUED AND OUTSTANDING		Balance January 1, 1984	349,025.00
Other Recreational Services	58,000.00	School	696,000.00	Transfers From Taxes or Liens	
EDUCATION (excluding schools)		Self-Liquidating	190,000.00	Sale for Cash (1984)	
Libraries	35,000.00	Other	1,520,000.00	Cancelled, Abated or Adjusted (1984)	
Other Educational Services	1,924,714.00	Total	2,406,000.00	Balance December 31, 1984	349,025.00
STATUTORY EXPENDITURES		EQUALIZED VALUATION BASIS		CURRENT FINANCES DECEMBER 31, 1984	
Pensions & F. I. C. A.	432,500.00	FOR NET DEBT COMPUTATION	193,179,865	ASSETS	
Employee Fringe Benefits	375,000.00	REAL PROPERTY VALUATIONS		Cash Dec. 31, 1984	8,320,415.23
Other Statutory Expenditures	70,000.00	Code Class # of Parcels % VAL'N		Taxes Receivable	178,856.25
CETA And Other Public Employment Programs		1 Vacant Land 358 1.94	2,834,150.00	Tax Title Liens	2,945.27
MUNICIPAL FUNCTIONS TOTAL	7,964,978.10	2 Residential 2962 62.55	91,213,650.00	Foreclosed Property	349,025.00
CAPITAL IMPROVEMENTS *MFMN*		3 Farm 4 .03	47,100.00	Emergencies & Other Deferred Charges	44,605.40
DEBT SERVICE		4a Commercial 356 21.33	31,097,850.00	State and Federal Aid Receivable	
Principal Payments	1,160,000.00	4b Industrial 18 11.69	17,052,700.00	Other Receivables	328,573.05
Interest Payments	149,815.52	4c Apartments 13 2.45	3,569,500.00	Total	9,224,420.20
TYPE I SCHL DEBT *MFMN*	152,546.00	Total 2711	145,814,950.00	LIABILITIES, RESERVES, AND SURPLUS	
DEFERRED CHARGES	133,300.00	Land Area 3.44 Sq. Miles		Cash Liabilities	4,123,121.10
SCHOOL, COUNTY, SPECIAL DISTRICT TAXES	2,577,997.57	Net Valuation Taxable-Municipal	151,075,334	Reserves for Receivables	459,399.57
RESERVE FOR UNCOLLECTED TAXES	344,000.00	Net Valuation Taxable-County	209,110,677	Surplus Dec. 31, 1984	4,741,399.53
EXPENDITURES TOTAL	12,385,037.19	State Equalized Valuation	220,363,037	Total	9,224,420.20
		State Equalization Ratio	67.80		

0306
Population 1980 11,527
Population 1984 11,598
S & P Rating
Moody Rating AAA

General Tax Rate Per \$100. 3.29
State Equalized Tax Rate 1.91

BURLINGTON TWP. - BURLINGTON CO.
Form of Government:
Mayor-Council Plan E (OMCL 50)
Number of Members on Governing Body - 7

PER CAPITA:
Gross Debt 1,185.85
Net Debt 895.00
Debt Service 82.50
Total Tax Levy 534.72
Municipal Expenditures 563.11

PER CENT:
Gross Debt 4.98
Net Debt 3.76
Tax Levy Collected 96.22
Tax Levy Cancelled, Abated or Adjusted .20

EXPENDITURES		REVENUES-REALIZED		1984 PROPERTY TAX	
GENERAL GOVERNMENT				STATE EQUALIZED TAX RATE	
Governing Body & Public Boards	140,293.00	1984 Property Taxes Collected	5,957,540.40	Local District School Taxes 1.32	4,229,600.88
Municipal Clerk	83,265.00	1984 Payments in Lieu of Taxes		Regional & Consolidated School Tax	
Financial Administration	86,648.00	Delinquent Tax & Lien Collections	213,173.79	School Taxes in Municipal Budget	
Assessment of Taxes	36,345.00	Business Personalty Replacement Taxes	335,207.84	County Taxes .51	1,650,699.19
Collection of Taxes	86,580.00	Taxes from Public Utilities	3,355,910.00	County Library Taxes .03	92,876.97
Planning, Housing & Development	71,442.00	Other Miscellaneous Tax Revenues		Local Municipal Purpose Taxes .05	173,060.00
Human Resources	6,650.00	State Aid Revenues	115,324.70	Veteran & Senior Citizen Taxes	86,400.00
Elections		Federal Aid Revenues		Total Taxes for Rate Computation 1.91	6,232,637.04
General Administration (other)	540,597.00	State and Local Fiscal Assistance Act Utilized	110,842.00	Special District Taxes	
JUDICIARY		Sale of Acquired Property		Bank Corp. Taxes	10,025.00
Municipal Courts	58,364.00	Other Miscellaneous Revenues	721,754.08	Added and Omitted Taxes	45,405.95
PUBLIC SAFETY		Total	10,809,752.91	Total Taxes Levied - ABSTRACT	6,201,667.99
Fire Protection	168,990.00	Prior Years Surplus Appropriated	1,911,853.00	Total Taxes Billed	6,191,728.58
Police Protection	1,326,754.00	REVENUES TOTAL	12,721,605.81	1984 TAXES COLLECTED	5,957,540.40
Civil Defense & Disaster Control	19,082.00	Reserve For Uncollected Taxes	460,414.50	1984 Taxes Cancelled, Abated or Adjusted	12,470.29
Environmental Inspection & Control	134,750.00	CAPITAL OUTLAY TOTAL	524,018.39	Transfer to Tax Title Liens or Foreclosed	12,045.43
Other Public Safety		Public Enterprises	162,109.26	Balance Outstanding Dec. 31, 1984	209,672.46
PUBLIC WORKS		Recreation—Culture	204,669.41	PRIOR YEARS TAXES OUTSTANDING	
Streets and Drainage	754,493.00	Public Works	157,206.27	Balance January 1, 1984	213,289.03
Sewers and Sewage Processing		Buildings and Grounds	33.45	Collected in 1984	213,173.79
Garbage and Trash Disposal	209,837.00	Library and Education		Cancelled, Abated or Adjusted 1984	.07
Public Buildings and Grounds	276,751.00	Conservation		Transfers to Tax Title Liens or Foreclosed	
Other Public Works	127,950.00	All Other		Balance December 31, 1984	115.17
HEALTH and WELFARE		CAPITAL DEBT AUTHORIZED, DECEMBER 31, 1984		TAX TITLE LIENS OUTSTANDING	
Health Services Except Environmental		ISSUED AND UNISSUED	GROSS DEBT	Balance January 1, 1984	32,153.22
Welfare-Public Assistance	20,000.00	School	1,923,000	Transfer From Taxes	12,045.43
Hospitals, Clinics, First Aid		Self-liquidating	5,621,032	Redeemed in 1984	
Animal, Insect, & Rodent Control		Other	6,209,456	Cancelled, Abated or Adjusted (1984)	
Other Welfare Services	16,864.00	Total	13,753,488	Transfers to Foreclosed Property	
RECREATION and CONSERVATION		ISSUED AND OUTSTANDING		Balance December 31, 1984	44,198.65
Beaches and Boardwalks		School	1,923,000.00	PROPERTY ACQUIRED BY DEED OR FORECLOSURE	
Parks, Playgrounds, Shade Trees	1,500.00	Self-Liquidating	4,981,000.00	Balance January 1, 1984	23,550.50
Land Reclamation & Conservation	500.00	Other	5,620,000.00	Transfers From Taxes or Liens	
Other Recreational Services	168,740.00	Total	12,524,000.00	Sale for Cash (1984)	
EDUCATION (excluding schools)		EQUALIZED VALUATION BASIS		Cancelled, Abated or Adjusted (1984)	
Libraries	2,500.00	FOR NET DEBT COMPUTATION	276,294,640	Balance December 31, 1984	23,550.50
Other Educational Services		REAL PROPERTY VALUATIONS		CURRENT FINANCES DECEMBER 31, 1984	
STATUTORY EXPENDITURES		Code Class # of Parcels % VAL'N	ASSESSED VALUATION	ASSETS	
Pensions & F. I. C. A.	441,200.00	1 Vacant Land 331 5.43	10,109,400.00	Cash Dec. 31, 1984	2,752,980.62
Employee Fringe Benefits	204,000.00	2 Residential 2592 42.06	77,644,600.00	Taxes Receivable	209,787.63
Other Statutory Expenditures	20,000.90	3 Farm 153 1.60	2,950,700.00	Tax Title Liens	44,198.65
CETA And Other Public Employment Programs		4a Commercial 143 26.52	48,958,200.00	Foreclosed Property	23,550.50
MUNICIPAL FUNCTIONS TOTAL	5,014,145.90	4b Industrial 36 17.70	32,668,545.00	Emergencies & Other Deferred Charges	129,000.00
CAPITAL IMPROVEMENTS *M.F.M.C.*	5,000.00	4c Apartments 12 6.54	12,257,400.00	State and Federal Aid Receivable	
DEBT SERVICE		Total 3263	184,587,845.00	Other Receivables	223,069.56
Principal Payments	434,000.00	Land Area 14.20 Sq. Miles		Total	3,382,586.96
Interest Payments	522,783.53	Net Valuation Taxable-Municipal	186,704,802	LIABILITIES, RESERVES, AND SURPLUS	
TYPE I SCHL. DEBT *MEMO	2,310.50	Net Valuation Taxable-County	277,499,774	Cash Liabilities	1,279,172.26
DEFERRED CHARGES	99,640.33	State Equalized Valuation	319,667,238	Reserves for Receivables	500,606.34
SCHOOL, COUNTY, SPECIAL DISTRICT TAXES	5,973,177.04	State Equalization Ratio	58.13	Surplus Dec. 31, 1984	1,602,808.36
RESERVE FOR UNCOLLECTED TAXES	460,414.50			Total	3,382,586.96
EXPENDITURES TOTAL	12,504,166.30				

1984/3000

* ABOVE DEBT SERVICE INCLUDES TYPE I SCHOOL DEBT

1403
Population 1980 7,616
Population 1984 7,491
S & P Rating BBB+
Moody Rating AAA

General Tax Rate Per \$100. 7.43
State Equalized Tax Rate 2.45

BUTLER BOROUGH – MORRIS COUNTY
Form of Government:
Borough Council
Number of Members on Governing Body – 6

PER CAPITA:
Gross Debt 1,145.55
Net Debt 809.41
Debt Service 50.80
Totl Tax Levy 710.61
Municipal Expenditures 397.50
PER CENT:
Gross Debt 4.42
Net Debt 3.12
Tax Levy Collected 97.48
Tax Levy Cancelled, Abated or Adjusted .02

EXPENDITURES		REVENUES-REALIZED		1984 PROPERTY TAX	
GENERAL GOVERNMENT				STATE EQUALIZED TAX RATE → 1.62	
Governing Body & Public Boards		1984 Property Taxes Collected	5,180,472.33	Local District School Taxes	3,501,828.50
Municipal Clerk		1984 Payments in Lieu of Taxes		Regional & Consolidated School Tax	
Financial Administration		Delinquent Tax & Lien Collections	131,500.69	School Taxes in Municipal Budget	
Assessment of Taxes	95,835.42	Business Personalty Replacement Taxes	86,884.22	County Taxes	727,157.29
Collection of Taxes	38,171.67	Taxes from Public Utilities	809,409.00	County Library Taxes	27,835.59
Planning, Housing & Development	36,544.10	Other Miscellaneous Tax Revenues		Local Municipal Purpose Taxes	1,038,287.59
Human Resources		State Aid Revenues	26,703.43	Veteran & Senior Citizen Taxes	71,650.00
Elections		Federal Aid Revenues		Total Taxes for Rate Computation	5,366,758.97
General Administration (other)	218,261.35	State and Local Fiscal Assistance Act Utilized	34,484.00	Special District Taxes	
JUDICIARY		Sale of Acquired Property	31,100.00	Bank Corp. Taxes	13,088.06
Municipal Courts	25,520.00	Other Miscellaneous Revenues	309,375.12	Added and Omitted Taxes	15,009.28
PUBLIC SAFETY		Total	6,608,929.29	Total Taxes Levied - ABSTRACT	5,323,206.31
Fire Protection	64,085.40	Prior Years Surplus Appropriated	400,000.00	Total Taxes Billed	5,314,490.45
Police Protection	612,458.89	REVENUES TOTAL	7,008,929.29	1984 TAXES COLLECTED	5,180,472.83
Civil Defense & Disaster Control	2,200.00	Reserve For Uncollected Taxes	322,806.97	1984 Taxes Cancelled, Abated or Adjusted	1,235.96
Environmental Inspection & Control	23,005.00	CAPITAL OUTLAY TOTAL	435,532.59	Transfer to Tax Title Liens or Foreclosed	1,367.12
Other Public Safety				Balance Outstanding Dec. 31, 1984	131,414.54
PUBLIC WORKS				PRIOR YEARS TAXES OUTSTANDING	
Streets and Drainage	457,350.00	Public Enterprises	253,970.63	Balance January 1, 1984	133,203.95
Sewers and Sewage Processing	205,538.71	Recreation—Culture	7,059.05	Collected in 1984	131,500.69
Garbage and Trash Disposal	7,100.00	Public Works	51,309.12	Cancelled, Abated or Adjusted 1984	537.24
Public Buildings and Grounds	87,404.00	Buildings and Grounds	118,193.79	Transfers to Tax Title Liens or Foreclosed	1,166.02
Other Public Works		Library and Education		Balance December 31, 1984	
HEALTH and WELFARE		Conservation		TAX TITLE LIENS OUTSTANDING	
Health Services Except Environmental	53,156.18	All Other		Balance January 1, 1984	
Welfare-Public Assistance	6,050.00	CAPITAL DEBT AUTHORIZED, DECEMBER 31, 1984		Transfer From Taxes	2,688.68
Hospitals, Clinics, First Aid		ISSUED AND UNISSUED		Redeemed in 1984	
Animal, Insect, & Rodent Control	691.28	School	552,000	Cancelled, Abated or Adjusted (1984)	
Other Welfare Services		Self-liquidating	4,685,000	Transfers to Foreclosed Property	
RECREATION and CONSERVATION		Other	3,344,300	Balance December 31, 1984	2,688.68
Beaches and Boardwalks		Total	8,581,300	PROPERTY ACQUIRED BY DEED OR FORECLOSURE	
Parks, Playgrounds, Shade Trees	500.00	ISSUED AND OUTSTANDING		Balance January 1, 1984	83,000.00
Land Reclamation & Conservation		School	552,000.00	Transfers From Taxes or Liens	
Other Recreational Services	48,835.00	Self-Liquidating	4,685,000.00	Sale for Cash (1984)	31,100.00
EDUCATION (excluding schools)		Other	3,223,400.00	Cancelled, Abated or Adjusted (1984)	
Libraries	53,250.00	Total	8,460,400.00	Balance December 31, 1984	51,900.00
Other Educational Services	14,150.00	EQUALIZED VALUATION BASIS FOR NET DEBT COMPUTATION	194,143,180	CURRENT FINANCES DECEMBER 31, 1984	
STATUTORY EXPENDITURES		REAL PROPERTY VALUATIONS		ASSETS	
Pensions & F. I. C. A.	139,543.74	Code Class # of Parcels % VAL'N		Cash Dec. 31, 1984	682,612.11
Employee Fringe Benefits	75,799.28	1 Vacant Land 143 2.53	1,787,780.00	Taxes Receivable	131,414.54
Other Statutory Expenditures	3,000.00	2 Residential 1945 73.97	52,344,450.00	Tax Title Liens	2,688.68
CETA And Other Public Employment Programs		3 Farm		Foreclosed Property	51,900.00
MUNICIPAL FUNCTIONS TOTAL	2,263,450.02	4a Commercial 108 12.80	9,058,550.00	Emergencies & Other Deferred Charges	141,201.08
CAPITAL IMPROVEMENTS *MFMC*	5,500.00	4b Industrial 23 6.73	4,763,800.00	State and Federal Aid Receivable	
DEBT SERVICE		4c Apartments 6 3.96	2,805,100.00	Other Receivables	123,985.87
Principal Payments	195,000.00	Total 2225	70,759,680.00	Total	1,133,802.28
Interest Payments	185,564.64	Land Area 1.97 Sq. Miles		LIABILITIES, RESERVES, AND SURPLUS	
DEFERRED CHARGES	5,873.79	Net Valuation Taxable-Municipal	71,325,453	Cash Liabilities	328,464.10
SCHOOL, COUNTY, SPECIAL DISTRICT TAXES	4,256,821.38	Net Valuation Taxable-County	200,289,419	Reserves for Receivables	309,989.09
RESERVE FOR UNCOLLECTED TAXES	322,806.97	State Equalized Valuation	214,801,530	Surplus Dec. 31, 1984	495,349.09
EXPENDITURES TOTAL	7,234,516.80	State Equalization Ratio	33.03	Total	1,133,802.28

1904
Population 1980 7,502
Population 1984 7,635
S & P Rating
Moody Rating BAA1

General Tax Rate Per \$100. 5.81
State Equalized Tax Rate 2.64

BYRAM TOWNSHIP – SUSSEX COUNTY
Form of Government:
Council-Manager Plan B (OMCL 50)
Number of Members on Governing Body – 5

PER CAPITA:
Gross Debt 667.04
Net Debt 90.35
Debt Service 24.00
Total Tax Levy 744.19
Municipal Expenditures 317.82

PER CENT:
Gross Debt 2.57
Net Debt .35
Tax Levy Collected 95.18
Tax Levy Cancelled, Abated or Adjusted .11

EXPENDITURES		REVENUES-REALIZED		1984 PROPERTY TAX	
GENERAL GOVERNMENT				STATE EQUALIZED TAX RATE	
Governing Body & Public Boards		1984 Property Taxes Collected	5,407,112.31	Local District School Taxes	.91 1,944,782.00
Municipal Clerk		1984 Payments in Lieu of Taxes	28,139.96	Regional & Consolidated School Tax	.63 1,338,829.00
Financial Administration	51,149.84	Delinquent Tax & Lien Collections	283,729.69	School Taxes in Municipal Budget	
Assessment of Taxes	143,471.00	Business Personalty Replacement Taxes	31,665.60	County Taxes	.54 * 1,147,392.77
Collection of Taxes	56,097.68	Taxes from Public Utilities	301,978.00	County Library Taxes	.03 68,375.80
Planning, Housing & Development	25,262.28	Other Miscellaneous Tax Revenues		Local Municipal Purpose Taxes	.52 1,103,718.00
Human Resources		State Aid Revenues	69,970.42	Veteran & Senior Citizen Taxes	
Elections	7,313.00	Federal Aid Revenues		Total Taxes for Rate Computation	2.63 5,650,947.57
General Administration (other)	304,420.66	State and Local Fiscal Assistance Act Utilized	71,181.00	Special District Taxes	
JUDICIARY		Sale of Acquired Property		Bank Corp. Taxes	5,060.66
Municipal Courts	50,446.87	Other Miscellaneous Revenues	273,514.36	Added and Omitted Taxes	73,697.60
PUBLIC SAFETY		Total	6,467,292.34	Total Taxes Levied - ABSTRACT	5,681,855.83
Fire Protection	21,090.38	Prior Years Surplus Appropriated	420,000.00	Total Taxes Billed	5,681,081.68
Police Protection	422,325.16	REVENUES TOTAL	6,887,292.34	1984 TAXES COLLECTED	5,407,112.31
Civil Defense & Disaster Control	1,934.63	Reserve For Uncollected Taxes	500,900.56	1984 Taxes Cancelled, Abated or Adjusted	6,395.36
Environmental Inspection & Control	31,279.30	CAPITAL OUTLAY TOTAL	267,904.38	Transfer to Tax Title Liens or Foreclosed	50,542.24
Other Public Safety				Balance Outstanding Dec. 31, 1984	217,031.77
PUBLIC WORKS				PRIOR YEARS TAXES OUTSTANDING	
Streets and Drainage	278,356.49	Public Enterprises		Balance January 1, 1984	293,038.70
Sewers and Sewage Processing		Recreation—Culture		Collected in 1984	238,239.73
Garbage and Trash Disposal		Public Works		Cancelled, Abated or Adjusted 1984	
Public Buildings and Grounds	14,261.54	Buildings and Grounds	267,904.38	Transfers to Tax Title Liens or Foreclosed	18,012.47
Other Public Works	40,622.80	Library and Education		Balance December 31, 1984	36,786.50
HEALTH and WELFARE		Conservation		TAX TITLE LIENS OUTSTANDING	
Health Services Except Environmental	41,049.20	All Other		Balance January 1, 1984	94,071.49
Welfare-Public Assistance	1,668.00			Transfer From Taxes	71,068.79
Hospitals, Clinics, First Aid				Redeemed in 1984	45,489.96
Animal, Insect, & Rodent Control	14,779.70			Cancelled, Abated or Adjusted (1984)	
Other Welfare Services				Transfers to Foreclosed Property	
RECREATION and CONSERVATION				Balance December 31, 1984	119,650.32
Beaches and Boardwalks	8,673.41			PROPERTY ACQUIRED BY DEED OR	
Parks, Playgrounds, Shade Trees	854.04			FORECLOSURE	
Land Reclamation & Conservation	7,349.77			Balance January 1, 1984	299,700.00
Other Recreational Services				Transfers From Taxes or Liens	
EDUCATION (excluding schools)				Sale for Cash (1984)	
Libraries	801.00			Cancelled, Abated or Adjusted (1984)	
Other Educational Services				Balance December 31, 1984	299,700.00
STATUTORY EXPENDITURES				CURRENT FINANCES DECEMBER 31, 1984	
Pensions & F. I. C. A.	140,091.00			ASSETS	
Employee Fringe Benefits	70,109.98			Cash Dec. 31, 1984	811,822.38
Other Statutory Expenditures	3,000.00			Taxes Receivable	253,818.27
CETA And Other Public Employment Programs				Tax Title Liens	119,650.32
MUNICIPAL FUNCTIONS TOTAL	1,741,912.73			Foreclosed Property	299,700.00
CAPITAL IMPROVEMENTS *MEMO*	254,000.00			Emergencies & Other Deferred Charges	158,690.00
DEBT SERVICE				State and Federal Aid Receivable	13,871.21
Principal Payments	100,200.00			Other Receivables	17,181.50
Interest Payments	83,050.40			Total	1,674,733.68
DEFERRED CHARGES	458.15			LIABILITIES, RESERVES, AND SURPLUS	
SCHOOL, COUNTY, SPECIAL DISTRICT TAXES	4,499,379.57			Cash Liabilities	431,947.69
RESERVE FOR UNCOLLECTED TAXES	500,900.56			Reserves for Receivables	690,350.09
EXPENDITURES TOTAL	6,925,901.42			Surplus Dec. 31, 1984	552,435.90
				Total	1,674,733.68

0703
Population 1980 7,624
Population 1984 7,557
S & P Rating
Moody Rating

General Tax Rate Per \$100. 6.35
State Equalized Tax Rate 3.15

CALDWELL BORO. - TWP. - ESSEX COUNTY
Form of Government:
Borough Council
Number of Members on Governing Body - 6

PER CAPITA:
Gross Debt 618.39
Net Debt 396.57
Debt Service 60.68
Total Tax Levy 902.68
Municipal Expenditures 421.03
PER CENT:
Gross Debt 2.38
Net Debt 1.53
Tax Levy Collected 97.96
Tax Levy Cancelled, Abated or Adjusted .06

EXPENDITURES		REVENUES-REALIZED		1984 PROPERTY TAX	
GENERAL GOVERNMENT				STATE EQUALIZED TAX RATE $\frac{1.41}{3.15}$	
Governing Body & Public Boards		1984 Property Taxes Collected	6,560,383.52	Local District School Taxes	3,044,702.03
Municipal Clerk		1984 Payments in Lieu of Taxes	77,364.53	Regional & Consolidated School Tax	
Financial Administration	47,346.82	Delinquent Tax & Lien Collections	88,506.78	School Taxes in Municipal Budget	
Assessment of Taxes	13,160.00	Business Personalty Replacement Taxes	123,074.36	County Taxes	2,331,376.13
Collection of Taxes	20,916.00	Taxes from Public Utilities	522,016.00	County Library Taxes	
Planning, Housing & Development	6,222.00	Other Miscellaneous Tax Revenues		Local Municipal Purpose Taxes	1,414,370.50
Human Resources	6,025.00	State Aid Revenues	86,824.69	Veteran & Senior Citizen Taxes	48,200.00
Elections	1,920.00	Federal Aid Revenues		Total Taxes for Rate Computation	6,838,648.66
General Administration (other)	224,328.00	State and Local Fiscal Assistance Act Utilized	79,974.00	Special District Taxes	
JUDICIARY		Sale of Acquired Property		Bank Corp. Taxes	29,262.26
Municipal Courts	47,182.00	Other Miscellaneous Revenues	449,960.61	Added and Omitted Taxes	1,864.24
PUBLIC SAFETY		Total	8,087,704.54	Total Taxes Levied - ABSTRACT	6,821,575.16
Fire Protection	41,725.00	Prior Years Surplus Appropriated	340,000.00	Total Taxes Billed	6,799,380.49
Police Protection	747,383.32	REVENUES TOTAL	8,427,704.54	1984 TAXES COLLECTED	6,660,983.52
Civil Defense & Disaster Control	180.00	Reserve For Uncollected Taxes	123,206.90	1984 Taxes Cancelled, Abated or Adjusted	4,096.07
Environmental Inspection & Control	36,854.00	CAPITAL OUTLAY TOTAL	311,166.82	Transfer to Tax Title Liens or Foreclosed	704.85
Other Public Safety				Balance Outstanding Dec. 31, 1984	133,596.05
PUBLIC WORKS				PRIOR YEARS TAXES OUTSTANDING	
Streets and Drainage	320,348.07	Public Enterprises	131.90	Balance January 1, 1984	92,887.52
Sewers and Sewage Processing	150,000.00	Recreation—Culture	2,369.77	Collected in 1984	83,506.78
Garbage and Trash Disposal	259,374.50	Public Works	116,179.90	Cancelled, Abated or Adjusted 1984	
Public Buildings and Grounds	75,394.00	Buildings and Grounds	172,542.23	Transfers to Tax Title Liens or Foreclosed	
Other Public Works		Library and Education	19,393.09	Balance December 31, 1984	4,380.74
HEALTH and WELFARE		Conservation		TAX TITLE LIENS OUTSTANDING	
Health Services Except Environmental	42,151.00	All Other		Balance January 1, 1984	2,647.90
Welfare-Public Assistance	6,385.00	CAPITAL DEBT AUTHORIZED, DECEMBER 31, 1984		Transfer From Taxes	704.85
Hospitals, Clinics, First Aid		ISSUED AND UNISSUED		Redeemed in 1984	
Animal, Insect, & Rodent Control		School	524,996	Cancelled, Abated or Adjusted (1984)	
Other Welfare Services		Self-liquidating	1,071,000	Transfers to Foreclosed Property	
RECREATION and CONSERVATION		Other	2,077,180	Balance December 31, 1984	3,352.75
Beaches and Boardwalks		Total	4,673,176	PROPERTY ACQUIRED BY DEED OR FORECLOSURE	
Parks, Playgrounds, Shade Trees	7,400.00	ISSUED AND OUTSTANDING		Balance January 1, 1984	100.00
Land Reclamation & Conservation	420.00	School	524,996.18	Transfers From Taxes or Liens	
Other Recreational Services	127,793.44	Self-Liquidating	359,000.00	Sale for Cash (1984)	
EDUCATION (excluding schools)		Other	2,967,500.00	Cancelled, Abated or Adjusted (1984)	
Libraries	102,633.00	Total	3,851,496.18	Balance December 31, 1984	100.00
Other Educational Services		EQUALIZED VALUATION BASIS		CURRENT FINANCES DECEMBER 31, 1984	
STATUTORY EXPENDITURES		FOR NET DEBT COMPUTATION		ASSETS	
Pensions & F. I. C. A.	191,731.00	REAL PROPERTY VALUATIONS		Cash Dec. 31, 1984	368,011.82
Employee Fringe Benefits	100,000.00	Code Class # of Parcels % VAL'N		Taxes Receivable	137,976.79
Other Statutory Expenditures		1 Vacant Land 40 .82		Tax Title Liens	3,352.75
CETA And Other Public Employment Programs		2 Residential 1625 68.96		Foreclosed Property	100.00
MUNICIPAL FUNCTIONS TOTAL	2,592,372.15	3 Farm		Emergencies & Other Deferred Charges	5,200.00
CAPITAL IMPROVEMENTS *MF MU*	11,750.00	4a Commercial 187 18.24		State and Federal Aid Receivable	
DEBT SERVICE		4b Industrial		Other Receivables	5,286.03
Principal Payments	220,000.00	4c Apartments 23 11.98		Total	519,927.39
Interest Payments	238,572.00	Total 1875		LIABILITIES, RESERVES, AND SURPLUS	
DEFERRED CHARGES	2,000.00	Land Area 1.20 Sq. Miles		Cash Liabilities	235,326.78
SCHOOL, COUNTY, SPECIAL DISTRICT TAXES	5,376,078.16	Net Valuation Taxable-Municipal	107,047,500	Reserves for Receivables	146,715.57
RESERVE FOR UNCOLLECTED TAXES	128,206.90	Net Valuation Taxable-County	207,277,191	Surplus Dec. 31, 1984	137,885.04
EXPENDITURES TOTAL	8,557,829.21	State Equalized Valuation	212,194,392	Total	519,927.39
		State Equalization Ratio	49.64		

1004
Population 1980 1,023
Population 1984 1,043
S & P Rating
Moody Rating

General Tax Rate Per \$100. 2.70
State Equalized Tax Rate 2.53

CALIFON BOROUGH - HUNTERDON CO.
Form of Government:
Borough Council
Number of Members on Governing Body - 6

PER CAPITA:
Gross Debt 246.33
Net Debt
Debt Service
Total Tax Levy 785.54
Municipal Expenditures 296.98
PER CENT:
Gross Debt .89
Net Debt
Tax Levy Collected 94.16
Tax Levy Cancelled, Abated or Adjusted .19

EXPENDITURES		REVENUES-REALIZED		1984 PROPERTY TAX	
GENERAL GOVERNMENT				STATE EQUALIZED TAX RATE	
Governing Body & Public Boards		1984 Property Taxes Collected	765,391.93	Local District School Taxes .95	298,121.73
Municipal Clerk		1984 Payments in Lieu of Taxes		Regional & Consolidated School Tax .75	236,642.93
Financial Administration	8,759.56	Delinquent Tax & Lien Collections	49,092.63	School Taxes in Municipal Budget	
Assessment of Taxes	4,446.68	Business Personalty Replacement Taxes	13,530.16	County Taxes	137,475.64
Collection of Taxes	6,856.37	Taxes from Public Utilities	50,101.00	County Library Taxes	8,708.77
Planning, Housing & Development	1,711.44	Other Miscellaneous Tax Revenues		Local Municipal Purpose Taxes	115,200.00
Human Resources	523.00	State Aid Revenues	9,960.88	Veteran & Senior Citizen Taxes	13,300.00
Elections		Federal Aid Revenues		Total Taxes for Rate Computation 2.54	809,449.07
General Administration (other)	43,912.14	State and Local Fiscal Assistance Act Utilized	5,635.98	Special District Taxes	
JUDICIARY		Sale of Acquired Property		Bank Corp. Taxes	7,048.23
Municipal Courts	8,867.42	Other Miscellaneous Revenues	39,111.35	Added and Omitted Taxes	16,121.44
PUBLIC SAFETY		Total	932,823.93	Total Taxes Levied - ABSTRACT	819,318.74
Fire Protection	11,744.00	Prior Years Surplus Appropriated	35,370.34	Total Taxes Billed	812,823.88
Police Protection	76,426.88	REVENUES TOTAL	968,794.27	1984 TAXES COLLECTED	765,391.93
Civil Defense & Disaster Control		Reserve For Uncollected Taxes	55,265.00	1984 Taxes Cancelled, Abated or Adjusted	1,582.20
Environmental Inspection & Control	1,339.20			Transfer to Tax Title Liens or Foreclosed	
Other Public Safety		CAPITAL OUTLAY TOTAL		Balance Outstanding Dec. 31, 1984	45,849.75
PUBLIC WORKS				PRIOR YEARS TAXES OUTSTANDING	
Streets and Drainage	46,340.75	Public Enterprises		Balance January 1, 1984	50,549.00
Sewers and Sewage Processing	900.00	Recreation—Culture		Collected in 1984	49,092.63
Garbage and Trash Disposal	3,625.00	Public Works		Cancelled, Abated or Adjusted 1984	52.08
Public Buildings and Grounds	13,005.83	Buildings and Grounds		Transfers to Tax Title Liens or Foreclosed	
Other Public Works		Library and Education		Balance December 31, 1984	1,404.29
HEALTH and WELFARE		Conservation		TAX TITLE LIENS OUTSTANDING	
Health Services Except Environmental	421.00	All Other		Balance January 1, 1984	
Welfare-Public Assistance	75.00			Transfer From Taxes	
Hospitals, Clinics, First Aid		CAPITAL DEBT AUTHORIZED, DECEMBER 31, 1984		Redeemed in 1984	
Animal, Insect, & Rodent Control		ISSUED AND UNISSUED GROSS DEBT		Cancelled, Abated or Adjusted (1984)	
Other Welfare Services		School 256,924		Transfers to Foreclosed Property	
RECREATION and CONSERVATION		Self-liquidating		Balance December 31, 1984	
Beaches and Boardwalks		Other		PROPERTY ACQUIRED BY DEED OR	
Parks, Playgrounds, Shade Trees	527.47	Total 256,924		FORECLOSURE	
Land Reclamation & Conservation	723.24			Balance January 1, 1984	
Other Recreational Services	500.00	ISSUED AND OUTSTANDING		Transfers From Taxes or Liens	
EDUCATION (excluding schools)		School	243,481.74	Sale for Cash (1984)	
Libraries	100.00	Self-Liquidating		Cancelled, Abated or Adjusted (1984)	
Other Educational Services		Other		Balance December 31, 1984	
STATUTORY EXPENDITURES		Total	243,481.74	CURRENT FINANCES DECEMBER 31, 1984	
Pensions & F. I. C. A.	10,722.77	EQUALIZED VALUATION BASIS		ASSETS	
Employee Fringe Benefits	6,000.00	FOR NET DEBT COMPUTATION	28,936,248	Cash Dec. 31, 1984	199,986.29
Other Statutory Expenditures	1,300.00	REAL PROPERTY VALUATIONS		Taxes Receivable	47,254.04
CETA And Other Public Employment Programs		Code Class # of Parcels % VAL'N		Tax Title Liens	
MUNICIPAL FUNCTIONS TOTAL	243,827.80	1 Vacant Land 101 4.77	1,372,500.00	Foreclosed Property	
CAPITAL IMPROVEMENTS *MFM*		2 Residential 335 84.25	24,262,050.00	Emergencies & Other Deferred Charges	15,398.89
DEBT SERVICE		3 Farm 23 1.31	377,560.00	State and Federal Aid Receivable	
Principal Payments		4a Commercial 32 8.68	2,500,750.00	Other Receivables	1,269.45
Interest Payments		4b Industrial 4 .58	168,100.00	Total	263,908.67
DEFERRED CHARGES	5,661.77	4c Apartments 2 .40	116,000.00	LIABILITIES, RESERVES, AND SURPLUS	
SCHOOL, COUNTY, SPECIAL DISTRICT TAXES	680,949.07	Total 497	28,796,960.00	Cash Liabilities	144,852.04
RESERVE FOR UNCOLLECTED TAXES	55,265.00	Land Area .90 Sq. Miles		Reserves for Receivables	48,523.49
EXPENDITURES TOTAL	930,703.64	Net Valuation Taxable-Municipal	29,507,436	Surplus Dec. 31, 1984	70,533.14
		Net Valuation Taxable-County	30,176,035	Total	263,908.67
		State Equalized Valuation	31,476,519		
		State Equalization Ratio	93.60		

0408
Population 1980 84,910
Population 1984 83,065
S & P Rating
Moody Rating BAA

General Tax Rate Per \$100.
13.53
State Equalized Tax Rate
6.62

CAMDEN CITY – CAMDEN COUNTY
Form of Government:
Mayor-Council Plan B (OMCL 50)
Number of Members on Governing Body – 7

PER CAPITA:
Gross Debt 464.30
Net Debt 100.74
Debt Service 21.78
Total Tax Levy 428.93
Municipal Expenditures 619.55

PER CENT:
Gross Debt 8.38
Net Debt 1.82
Tax Levy Collected 84.21
Tax Levy Cancelled, Abated or Adjusted 2.17

EXPENDITURES		REVENUES-REALIZED		1984 PROPERTY TAX	
GENERAL GOVERNMENT				STATE EQUALIZED TAX RATE 1.85	
Governing Body & Public Boards	340,184.00	1984 Property Taxes Collected 30,035,463.41		Local District School Taxes	2,871,906.00
Municipal Clerk	88,087.00	1984 Payments in Lieu of Taxes 1,712,207.14		Regional & Consolidated School Tax	
Financial Administration	43,796.00	Delinquent Tax & Lien Collections 3,116,654.01		School Taxes in Municipal Budget	
Assessment of Taxes	1,453,606.00	Business Personalty Replacement Taxes 3,052,369.68		County Taxes	6,118,413.00
Collection of Taxes	460,640.00	Taxes from Public Utilities 5,898,058.37		County Library Taxes	
Planning, Housing & Development	594,520.00	Other Miscellaneous Tax Revenues		Local Municipal Purpose Taxes	19,358,179.48
Human Resources	3,789,276.00	State Aid Revenues 11,024,165.57		Veteran & Senior Citizen Taxes	820,050.00
Elections	60,100.00	Federal Aid Revenues 2,541,147.67		Total Taxes for Rate Computation	36,168,548.48
General Administration (other)	6,067,890.00	State and Local Fiscal Assistance Act Utilized 2,014,630.00		Special District Taxes	
JUDICIARY		Sale of Acquired Property 3,520,440.30		Bank Corp. Taxes	77,381.70
Municipal Courts	498,470.00	Other Miscellaneous Revenues 62,915,136.15		Added and Omitted Taxes	203,347.83
PUBLIC SAFETY		Prior Years Surplus Appropriated		Total Taxes Levied - ABSTRACT	35,629,228.01
Fire Protection	8,222,414.00	REVENUES TOTAL 62,915,136.15		Total Taxes Billed	35,669,438.25
Police Protection	7,480,343.69	Reserve For Uncollected Taxes 5,422,978.82		1984 TAXES COLLECTED	30,035,463.41
Civil Defense & Disaster Control		CAPITAL OUTLAY TOTAL 3,694,182.85		1984 Taxes Cancelled, Abated or Adjusted	775,262.35
Environmental Inspection & Control	741,627.00	Public Enterprises 2,151,131.32		Transfer to Tax Title Liens or Foreclosed	2,184,195.18
Other Public Safety	19,189.00	Recreation—Culture 86,268.15		Balance Outstanding Dec. 31, 1984	2,674,517.31
PUBLIC WORKS		Public Works 1,435,945.38		PRIOR YEARS TAXES OUTSTANDING	
Streets and Drainage	1,355,247.00	Buildings and Grounds 20,838.00		Balance January 1, 1984	2,870,566.21
Sewers and Sewage Processing	2,007,284.00	Conservation		Collected in 1984	1,784,561.52
Garbage and Trash Disposal		All Other		Cancelled, Abated or Adjusted 1984	
Public Buildings and Grounds	1,455,639.00	CAPITAL DEBT AUTHORIZED, DECEMBER 31, 1984		Transfers to Tax Title Liens or Foreclosed	599,865.85
Other Public Works		ISSUED AND UNISSUED GROSS DEBT NET DEBT		Balance December 31, 1984	486,138.84
HEALTH and WELFARE		School 20,996,000		TAX TITLE LIENS OUTSTANDING	
Health Services Except Environmental	174,530.00	Self-liquidating 6,954,000		Balance January 1, 1984	5,764,411.44
Welfare-Public Assistance	1,540,373.00	Other 10,617,200		Transfer From Taxes	2,961,089.80
Hospitals, Clinics, First Aid		Total 38,567,200		Redeemed in 1984	1,332,092.49
Animal, Insect, & Rodent Control	24,000.00	ISSUED AND OUTSTANDING		Cancelled, Abated or Adjusted (1984)	1,361,241.12
Other Welfare Services	10,000.00	School 16,860,000.00		Transfers to Foreclosed Property	
RECREATION and CONSERVATION		Self-Liquidating 5,554,000.00		Balance December 31, 1984	6,032,167.63
Beaches and Boardwalks	987.25	Other 7,001,000.00		PROPERTY ACQUIRED BY DEED OR FORECLOSURE	
Parks, Playgrounds, Shade Trees		Total 29,415,000.00		Balance January 1, 1984	20,145,571.66
Land Reclamation & Conservation	57,734.17	EQUALIZED VALUATION BASIS FOR NET DEBT COMPUTATION 460,111,101		Transfers From Taxes or Liens	3,520,255.00
Other Recreational Services	200,909.00	REAL PROPERTY VALUATIONS		Sale for Cash (1984)	813,388.66
EDUCATION (excluding schools)		Code Class # of Parcels % VAL'N ASSESSED VALUATION		Cancelled, Abated or Adjusted (1984)	
Libraries	350,000.00	1 Vacant Land 2613 1.42 3,224,698.00		Balance December 31, 1984	22,852,438.00
Other Educational Services	535,828.68	2 Residential 21652 56.26 128,097,625.00		CURRENT FINANCES DECEMBER 31, 1984	
STATUTORY EXPENDITURES		3 Farm 48,842,881.00		ASSETS	
Pensions & F. I. C. A.	3,506,069.45	4a Commercial 1798 21.45 37,523,855.00		Cash Dec. 31, 1984	18,166,908.63
Employee Fringe Benefits	2,219,449.00	4b Industrial 170 16.48 9,987,216.00		Taxes Receivable	3,160,656.15
Other Statutory Expenditures	140,000.00	4c Apartments 154 4.39 227,676,275.00		Tax Title Liens	6,032,167.63
CETA And Other Public Employment Programs		Total 26387		Foreclosed Property	22,852,438.00
MUNICIPAL FUNCTIONS		Land Area 8.68 Sq. Miles		Emergencies & Other Deferred Charges	2,027,006.77
CAPITAL IMPROVEMENTS *MFMO*		Net Valuation Taxable-Municipal 261,219,114		State and Federal Aid Receivable	2,257,754.95
DEBT SERVICE		Net Valuation Taxable-County 530,386,256		Other Receivables	391,345.25
Principal Payments	495,000.00	State Equalized Valuation 501,306,030		Total	54,888,277.38
Interest Payments	1,324,521.63	State Equalization Ratio 48.93		LIABILITIES, RESERVES, AND SURPLUS	
DEFERRED CHARGES				Cash Liabilities	19,352,417.38
SCHOOL, COUNTY, SPECIAL DISTRICT TAXES	15,990,319.00			Reserves for Receivables	32,436,607.03
RESERVE FOR UNCOLLECTED TAXES	5,422,978.82			Surplus Dec. 31, 1984	3,099,252.97
EXPENDITURES TOTAL	67,453,419.83			Total	54,888,277.38

0502
Population 1980 4,853
Population 1984 5,169
S & P Rating
Moody Rating BAA

General Tax Rate Per \$100. 1.83
State Equalized Tax Rate 1.73

CAPE MAY CITY – CAPE MAY COUNTY
Form of Government:
Council-Manager (1923)
Number of Members on Governing Body – 3

PER CAPITA:
Gross Debt 1,570.31
Net Debt 992.04
Debt Service 89.28
Total Tax Levy 952.78
Municipal Expenditures 795.39

PER CENT:
Gross Debt 3.26
Net Debt 2.06
Tax Levy Collected 93.63
Tax Levy Cancelled, Abated or Adjusted

EXPENDITURES		REVENUES-REALIZED		1984 PROPERTY TAX	
GENERAL GOVERNMENT				STATE EQUALIZED TAX RATE	
Governing Body & Public Boards		1984 Property Taxes Collected	4,599,463.80	Local District School Taxes	.25 694,150.00
Municipal Clerk	48,717.00	1984 Payments in Lieu of Taxes	58,007.90	Regional & Consolidated School Tax	.53 1,476,602.99
Financial Administration	58,304.00	Delinquent Tax & Lien Collections	452,792.08	School Taxes in Municipal Budget	
Assessment of Taxes	42,165.00	Business Personalty Replacement Taxes	108,826.36	County Taxes	.39 1,077,074.36
Collection of Taxes	29,221.00	Taxes from Public Utilities	293,479.00	County Library Taxes	.02 66,184.06
Planning, Housing & Development	9,125.00	Other Miscellaneous Tax Revenues		Local Municipal Purpose Taxes	.54 1,503,968.25
Human Resources	87,632.00	State Aid Revenues	35,942.23	Veteran & Senior Citizen Taxes	
Elections		Federal Aid Revenues		Total Taxes for Rate Computation	1.73 4,877,129.66
General Administration (other)	552,980.00	State and Local Fiscal Assistance Act Utilized	94,318.92	Special District Taxes	
JUDICIARY		Sale of Acquired Property		Bank Corp. Taxes	11,539.07
Municipal Courts	97,235.00	Other Miscellaneous Revenues	1,357,256.14	Added and Omitted Taxes	95,425.24
PUBLIC SAFETY		Total	7,000,086.43	Total Taxes Levied - ABSTRACT	4,924,943.97
Fire Protection	212,100.00	Prior Years Surplus Appropriated	545,000.00	Total Taxes Billed	4,912,219.63
Police Protection	594,857.00	REVENUES TOTAL	7,545,086.43	1984 TAXES COLLECTED	4,599,463.80
Civil Defense & Disaster Control	4,765.00	Reserve For Uncollected Taxes	491,291.67	1984 Taxes Cancelled, Abated or Adjusted	
Environmental Inspection & Control	69,190.00	CAPITAL OUTLAY TOTAL	564,303.80	Transfer to Tax Title Liens or Foreclosed	14,429.39
Other Public Safety		Public Enterprises	41,055.85	Balance Outstanding Dec. 31, 1984	298,326.44
PUBLIC WORKS		Recreation—Culture	3,500.00	PRIOR YEARS TAXES OUTSTANDING	
Streets and Drainage	333,145.00	Public Works	243,045.54	Balance January 1, 1984	350,344.19
Sewers and Sewage Processing		Buildings and Grounds	276,707.41	Collected in 1984	346,392.36
Garbage and Trash Disposal	20,873.30	Library and Education		Cancelled, Abated or Adjusted 1984	
Public Buildings and Grounds	273,782.92	Conservation		Transfers to Tax Title Liens or Foreclosed	3,442.55
Other Public Works		All Other		Balance December 31, 1984	509.28
HEALTH and WELFARE		CAPITAL DEBT AUTHORIZED, DECEMBER 31, 1984		TAX TITLE LIENS OUTSTANDING	
Health Services Except Environmental	5,790.00	ISSUED AND UNISSUED	GROSS DEBT	Balance January 1, 1984	122,030.88
Welfare-Public Assistance	9,100.00	School	688,469	Transfer From Taxes	18,385.23
Hospitals, Clinics, First Aid		Self-Liquidating	2,379,289	Redeemed in 1984	106,399.72
Animal, Insect, & Rodent Control		Other	5,049,184	Cancelled, Abated or Adjusted (1984)	
Other Welfare Services		Total	8,116,943	Transfers to Foreclosed Property	
RECREATION and CONSERVATION		ISSUED AND OUTSTANDING		Balance December 31, 1984	34,016.39
Beaches and Boardwalks	211,596.00	School	688,469.22	PROPERTY ACQUIRED BY DEED OR	
Parks, Playgrounds, Shade Trees	5,980.00	Self-Liquidating	2,238,258.05	FORECLOSURE	
Land Reclamation & Conservation	250.00	Other	3,992,061.90	Balance January 1, 1984	82,867.00
Other Recreational Services	11,700.00	Total	6,918,789.17	Transfers From Taxes or Liens	
EDUCATION (excluding schools)		EQUALIZED VALUATION BASIS		Sale for Cash (1984)	
Libraries	58,829.00	FOR NET DEBT COMPUTATION	243,963,036	Cancelled, Abated or Adjusted (1984)	
Other Educational Services	68,000.00	REAL PROPERTY VALUATIONS		Balance December 31, 1984	82,867.00
STATUTORY EXPENDITURES		Code Class # of Parcels % VAL'N	ASSESSED VALUATION	CURRENT FINANCES DECEMBER 31, 1984	
Pensions & F. I. C. A.	255,700.00	1 Vacant Land 400 5.68	14,812,800.00	ASSETS	
Employee Fringe Benefits		2 Residential 2363 58.60	179,003,600.00	Cash Dec. 31, 1984	1,313,012.35
Other Statutory Expenditures	9,573.00	3 Farm		Taxes Receivable	298,835.72
CETA And Other Public Employment Programs		4a Commercial 221 22.89	59,726,600.00	Tax Title Liens	34,016.39
MUNICIPAL FUNCTIONS		4b Industrial 1 .05	140,700.00	Foreclosed Property	82,867.00
CAPITAL IMPROVEMENTS		4c Apartments 55 2.79	7,268,800.00	Emergencies & Other Deferred Charges	31,960.00
DEBT SERVICE		Total 3040	260,952,500.00	State and Federal Aid Receivable	
Principal Payments	250,456.10	Land Area 2.54 Sq. Miles		Other Receivables	39,980.60
Interest Payments	211,024.92	Net Valuation Taxable-Municipal	262,781,936	Total	1,800,672.06
DEFERRED CHARGES		Net Valuation Taxable-County	264,720,940	LIABILITIES, RESERVES, AND SURPLUS	
SCHOOL, COUNTY, SPECIAL DISTRICT TAXES	3,314,011.41	State Equalized Valuation	279,039,575	Cash Liabilities	370,162.91
RESERVE FOR UNCOLLECTED TAXES	491,291.67	State Equalization Ratio	94.48	Reserves for Receivables	455,699.71
EXPENDITURES				Surplus Dec. 31, 1984	974,809.44
TOTAL	7,425,361.86			Total	1,800,672.06

0503
 Population 1980 255
 Population 1984 277
 S & P Rating
 Moody Rating

General Tax Rate Per \$100. .34
 State Equalized Tax Rate .80

CAPE MAY POINT BORO. — CAPE MAY CO.
Form of Government:
Commission (1911)
Number of Members on Governing Body — 3

PER CAPITA:
 Gross Debt 669.64
 Net Debt 648.53
 Debt Service 97.94
 Total Tax Levy 1,549.14
 Municipal Expenditures 1,171.42

PER CENT:
 Gross Debt .37
 Net Debt .36
 Tax Levy Collected 97.03
 Tax Levy Cancelled, Abated or Adjusted

EXPENDITURES		REVENUES-REALIZED		1984 PROPERTY TAX	
GENERAL GOVERNMENT				STATE EQUALIZED TAX RATE → .08	
Governing Body & Public Boards	8,600.00	1984 Property Taxes Collected	416,354.58	Local District School Taxes	41,939.24
Municipal Clerk	6,200.00	1984 Payments in Lieu of Taxes		Regional & Consolidated School Tax	
Financial Administration	4,300.00	Delinquent Tax & Lien Collections	9,259.81	School Taxes in Municipal Budget	
Assessment of Taxes	9,475.00	Business Personalty Replacement Taxes	235.92	County Taxes	198,148.04
Collection of Taxes	2,950.00	Taxes from Public Utilities	20,411.00	County Library Taxes	12,177.14
Planning, Housing & Development	1,750.00	Other Miscellaneous Tax Revenues		Local Municipal Purpose Taxes	174,529.03
Human Resources	42,740.00	State Aid Revenues	1,415.70	Veteran & Senior Citizen Taxes	11,300.00
Elections		Federal Aid Revenues	7,499.56	Total Taxes for Rate Computation	438,093.45
General Administration (other)	6,250.00	State and Local Fiscal Assistance Act Utilized		Special District Taxes	
JUDICIARY		Sale of Acquired Property	72,430.01	Bank Corp. Taxes	
Municipal Courts	7,145.00	Other Miscellaneous Revenues	527,605.58	Added and Omitted Taxes	2,318.53
PUBLIC SAFETY		Total	46,000.00	Total Taxes Levied - ABSTRACT	429,111.98
Fire Protection	44,900.00	Prior Years Surplus Appropriated	573,605.58	Total Taxes Billed	429,111.98
Police Protection	700.00	REVENUES TOTAL	14,221.16	1984 TAXES COLLECTED	416,354.58
Civil Defense & Disaster Control	8,300.00	Reserve For Uncollected Taxes		1984 Taxes Cancelled, Abated or Adjusted	
Environmental Inspection & Control		CAPITAL OUTLAY TOTAL	27,245.00	Transfer to Tax Title Liens or Foreclosed	
Other Public Safety				Balance Outstanding Dec. 31, 1984	12,757.40
PUBLIC WORKS				PRIOR YEARS TAXES OUTSTANDING	
Streets and Drainage	26,008.56	Public Enterprises	13,622.50	Balance January 1, 1984	9,262.79
Sewers and Sewage Processing	22,315.00	Recreation—Culture	13,622.50	Collected in 1984	9,259.81
Garbage and Trash Disposal	8,290.00	Public Works		Cancelled, Abated or Adjusted 1984	1.93
Public Buildings and Grounds	13,000.00	Buildings and Grounds		Transfers to Tax Title Liens or Foreclosed	
Other Public Works		Library and Education		Balance December 31, 1984	1.05
HEALTH and WELFARE		Conservation		TAX TITLE LIENS OUTSTANDING	
Health Services Except Environmental	175.00	All Other		Balance January 1, 1984	
Welfare-Public Assistance	900.00	CAPITAL DEBT AUTHORIZED, DECEMBER 31, 1984		Transfer From Taxes	
Hospitals, Clinics, First Aid	100.00	ISSUED AND UNISSUED		Redeemed in 1984	
Animal, Insect, & Rodent Control	125.00	School	131,750	Cancelled, Abated or Adjusted (1984)	
Other Welfare Services		Self-liquidating	53,740	Transfers to Foreclosed Property	
RECREATION and CONSERVATION		Other	185,490	Balance December 31, 1984	
Beaches and Boardwalks	46,860.00	Total	179,642	PROPERTY ACQUIRED BY DEED OR FORECLOSURE	
Parks, Playgrounds, Shade Trees	1,100.00	ISSUED AND OUTSTANDING		Balance January 1, 1984	13,575.00
Land Reclamation & Conservation		School	80,000.00	Transfers From Taxes or Liens	
Other Recreational Services		Self-Liquidating	53,740.00	Sale for Cash (1984)	
EDUCATION (excluding schools)		Other	133,740.00	Cancelled, Abated or Adjusted (1984)	
Libraries	100.00	Total	49,561,175	Balance December 31, 1984	13,575.00
Other Educational Services		EQUALIZED VALUATION BASIS		CURRENT FINANCES DECEMBER 31, 1984	
STATUTORY EXPENDITURES		FOR NET DEBT COMPUTATION		ASSETS	
Pensions & F. I. C. A.	11,500.00	REAL PROPERTY VALUATIONS		Cash Dec. 31, 1984	83,654.49
Employee Fringe Benefits	1,150.00	Code Class # of Parcels % VAL'N		Taxes Receivable	12,758.45
Other Statutory Expenditures		1 Vacant Land 184 15.51	7,893,900.00	Tax Title Liens	
CETA And Other Public Employment Programs	274,933.56	2 Residential 471 83.54	42,311,300.00	Foreclosed Property	13,575.00
MUNICIPAL FUNCTIONS		3 Farm		Emergencies & Other Deferred Charges	15,430.00
CAPITAL IMPROVEMENTS *MEMO*		4a Commercial 2 .53	272,100.00	State and Federal Aid Receivable	417.27
DEBT SERVICE		4b Industrial		Other Receivables	583.00
Principal Payments	22,410.00	4c Apartments 1 .41	208,100.00	Total	126,418.21
Interest Payments	4,719.86	Total 653	50,885,400.00	LIABILITIES, RESERVES, AND SURPLUS	
DEFERRED CHARGES		Land Area .30 Sq. Miles		Cash Liabilities	56,417.64
SCHOOL, COUNTY, SPECIAL DISTRICT TAXES	252,264.42	Net Valuation Taxable-Municipal	50,956,929	Reserves for Receivables	26,916.45
RESERVE FOR UNCOLLECTED TAXES	14,221.16	Net Valuation Taxable-County	49,253,476	Surplus Dec. 31, 1984	43,084.12
EXPENDITURES TOTAL	576,749.00	State Equalized Valuation	53,770,769	Total	126,418.21
		State Equalization Ratio	94.76		

0205
Population 1980 6,166
Population 1984 6,154
S & P Rating
Moody Rating AAA

General Tax Rate Per \$100. 1.87
State Equalized Tax Rate 1.33

CARLSTADT BOROUGH - BERGEN COUNTY
Form of Government:
Borough Council
Number of Members on Governing Body - 6

PER CAPITA:
Gross Debt 1,309.16
Net Debt 938.90
Debt Service 121.50
Total Tax Levy 1,399.02
Municipal Expenditures 743.31

PER CENT:
Gross Debt 1.38
Net Debt .99
Tax Levy Collected 98.23
Tax Levy Cancelled, Abated or Adjusted .37

EXPENDITURES		REVENUES-REALIZED		1984 PROPERTY TAX	
GENERAL GOVERNMENT				STATE EQUALIZED TAX RATE	
Governing Body & Public Boards	24,200.00	1984 Property Taxes Collected	8,462,382.29	Local District School Taxes	.31 1,983,463.00
Municipal Clerk	49,952.66	1984 Payments in Lieu of Taxes		Regional & Consolidated School Tax	.29 1,817,049.53
Financial Administration	21,745.00	Delinquent Tax & Lien Collections	129,300.31	School Taxes in Municipal Budget	
Assessment of Taxes	291,527.00	Business Personalty Replacement Taxes	349,043.56	County Taxes	.36 2,263,036.35
Collection of Taxes	39,983.31	Taxes from Public Utilities	952,672.00	County Library Taxes	
Planning, Housing & Development	11,727.65	Other Miscellaneous Tax Revenues		Local Municipal Purpose Taxes	.38 2,391,230.33
Human Resources		State Aid Revenues	46,178.70	Veteran & Senior Citizen Taxes	86,550.00
Elections	1,895.73	Federal Aid Revenues		Total Taxes for Rate Computation	1.34 8,541,329.21
General Administration (other)	191,969.57	State and Local Fiscal Assistance Act Utilized	128,662.60	Special District Taxes	
JUDICIARY		Sale of Acquired Property		Bank Corp. Taxes	32,015.70
Municipal Courts	27,335.00	Other Miscellaneous Revenues	427,754.25	Added and Omitted Taxes	122,785.47
PUBLIC SAFETY		Total	10,495,993.71	Total Taxes Levied - ABSTRACT	8,609,580.38
Fire Protection	173,175.99	Prior Years Surplus Appropriated	255,000.00	Total Taxes Billed	8,614,780.77
Police Protection	984,970.17	REVENUES TOTAL	10,750,993.71	1984 TAXES COLLECTED	8,462,382.29
Civil Defense & Disaster Control	1,435.00	Reserve For Uncollected Taxes	188,760.87	1984 Taxes Cancelled, Abated or Adjusted	31,912.89
Environmental Inspection & Control	34,071.00	CAPITAL OUTLAY TOTAL	660,240.26	Transfer to Tax Title Liens or Foreclosed	14,844.06
Other Public Safety				Balance Outstanding Dec. 31, 1984	105,641.53
PUBLIC WORKS				PRIOR YEARS TAXES OUTSTANDING	
Streets and Drainage	248,412.32	Public Enterprises		Balance January 1, 1984	102,893.43
Sewers and Sewage Processing	123,011.00	Recreation—Culture		Collected in 1984	80,651.86
Garbage and Trash Disposal	233,425.00	Public Works	490,018.42	Cancelled, Abated or Adjusted 1984	
Public Buildings and Grounds	238,008.00	Buildings and Grounds	170,221.84	Transfers to Tax Title Liens or Foreclosed	8,341.31
Other Public Works	86,968.35	Library and Education		Balance December 31, 1984	13,900.26
HEALTH and WELFARE		Conservation		TAX TITLE LIENS OUTSTANDING	
Health Services Except Environmental	23,107.50	All Other		Balance January 1, 1984	65,778.35
Welfare-Public Assistance	3,425.39	CAPITAL DEBT AUTHORIZED, DECEMBER 31, 1984		Transfer From Taxes	24,894.17
Hospitals, Clinics, First Aid		ISSUED AND UNISSUED		Redeemed in 1984	48,648.45
Animal, Insect, & Rodent Control		School	2,107,997	Cancelled, Abated or Adjusted (1984)	
Other Welfare Services		Self-liquidating		Transfers to Foreclosed Property	
RECREATION and CONSERVATION		Other	5,948,556	Balance December 31, 1984	42,024.07
Beaches and Boardwalks		Total	8,056,553	PROPERTY ACQUIRED BY DEED OR	
Parks, Playgrounds, Shade Trees				FORECLOSURE	
Land Reclamation & Conservation		ISSUED AND OUTSTANDING		Balance January 1, 1984	300.00
Other Recreational Services	54,445.00	School	2,107,997.38	Transfers From Taxes or Liens	
EDUCATION (excluding schools)		Self-Liquidating		Sale for Cash (1984)	
Libraries	182,813.00	Other	5,180,000.00	Cancelled, Abated or Adjusted (1984)	
Other Educational Services		Total	7,287,997.38	Balance December 31, 1984	300.00
STATUTORY EXPENDITURES		EQUALIZED VALUATION BASIS		CURRENT FINANCES DECEMBER 31, 1984	
Pensions & F. I. C. A.	221,980.46	FOR NET DEBT COMPUTATION	583,116,036	ASSETS	
Employee Fringe Benefits	180,027.00	REAL PROPERTY VALUATIONS		Cash Dec. 31, 1984	944,162.77
Other Statutory Expenditures	10,000.00	Code Class # of Parcels % VAL'N		Taxes Receivable	119,541.79
CETA And Other Public Employment Programs		1 Vacant Land 133 6.63	29,917,600.00	Tax Title Liens	42,024.07
MUNICIPAL FUNCTIONS TOTAL	3,459,611.10	2 Residential 1464 19.09	86,187,800.00	Foreclosed Property	300.00
CAPITAL IMPROVEMENTS *MEMO*	10,000.00	3 Farm 1 12,500.00		Emergencies & Other Deferred Charges	115,701.20
DEBT SERVICE		4a Commercial 152 14.81	66,391,300.00	State and Federal Aid Receivable	
Principal Payments	330,000.00	4b Industrial 269 53.91	265,974,900.00	Other Receivables	22,643.75
Interest Payments	411,682.50	4c Apartments 14 .56	2,528,500.00	Total	1,244,373.58
		Total 2033	451,512,600.00	LIABILITIES, RESERVES, AND SURPLUS	
DEFERRED CHARGES	178,281.08	Land Area 4.20 Sq. Miles		Cash Liabilities	494,884.85
SCHOOL, COUNTY, SPECIAL DISTRICT TAXES	6,053,548.88	Net Valuation Taxable-Municipal	454,117,396	Reserves for Receivables	184,509.61
RESERVE FOR UNCOLLECTED TAXES	188,760.37	Net Valuation Taxable-County	605,456,147	Surplus Dec. 31, 1984	564,979.12
EXPENDITURES TOTAL	10,637,884.43	State Equalized Valuation	636,469,149	Total	1,244,373.58
		State Equalization Ratio	71.24		

1713
Population 1980 8,346
Population 1984 8,542
S & P Rating
Moody Rating

General Tax Rate Per \$100.

4.40

State Equalized Tax Rate

2.43

CARNEYS POINT TWP. - SALEM COUNTY

Form of Government:

Township Committee

Number of Members on Governing Body - 5

PER CAPITA:

Gross Debt

150.60

Net Debt

76.11

Debt Service

8.65

Total Tax Levy

389.07

Municipal Expenditures

237.17

PER CENT:

Gross Debt

1.12

Net Debt

.54

Tax Levy Collected

85.92

Tax Levy Cancelled, Abated

or Adjusted

2.90

EXPENDITURES		REVENUES-REALIZED		1984 PROPERTY TAX	
GENERAL GOVERNMENT				STATE EQUALIZED TAX RATE →	
Governing Body & Public Boards	7,500.00	1984 Property Taxes Collected		Local District School Taxes	
Municipal Clerk	9,600.00	1984 Payments in Lieu of Taxes		Regional & Consolidated School Tax 1.49	
Financial Administration	48,515.00	Delinquent Tax & Lien Collections		School Taxes in Municipal Budget	
Assessment of Taxes	12,975.00	Business Personalty Replacement Taxes		County Taxes .80	
Collection of Taxes	29,490.00	Taxes from Public Utilities		County Library Taxes	
Planning, Housing & Development	12,925.00	Other Miscellaneous Tax Revenues		Local Municipal Purpose Taxes .18	
Human Resources		State Aid Revenues		Veteran & Senior Citizen Taxes	
Elections		Federal Aid Revenues		Total Taxes for Rate Computation 2.47	
General Administration (other)	108,853.00	State and Local Fiscal Assistance Act Utilized		Special District Taxes	
JUDICIARY		Sale of Acquired Property		Bank Corp. Taxes	
Municipal Courts	54,600.00	Other Miscellaneous Revenues		Added and Omitted Taxes	
PUBLIC SAFETY		Total		Total Taxes Levied - ABSTRACT	
Fire Protection	47,700.00	Prior Years Surplus Appropriated		Total Taxes Billed	
Police Protection	591,643.40	REVENUES TOTAL		1984 TAXES COLLECTED	
Civil Defense & Disaster Control	200.00	Reserve For Uncollected Taxes		1984 Taxes Cancelled, Abated or Adjusted	
Environmental Inspection & Control	21,119.08	CAPITAL OUTLAY TOTAL		Transfer to Tax Title Liens or Foreclosed	
Other Public Safety				Balance Outstanding Dec. 31, 1984	
PUBLIC WORKS				PRIOR YEARS TAXES OUTSTANDING	
Streets and Drainage	193,639.49	Public Enterprises		Balance January 1, 1984	
Sewers and Sewage Processing	49,744.60	Recreation—Culture		Collected in 1984	
Garbage and Trash Disposal	147,009.00	Public Works		Cancelled, Abated or Adjusted 1984	
Public Buildings and Grounds	32,600.00	Buildings and Grounds		Transfers to Tax Title Liens or Foreclosed	
Other Public Works		Library and Education		Balance December 31, 1984	
HEALTH and WELFARE		Conservation		TAX TITLE LIENS OUTSTANDING	
Health Services Except Environmental	2,925.00	All Other		Balance January 1, 1984	
Welfare-Public Assistance	5,890.00	CAPITAL DEBT AUTHORIZED, DECEMBER 31, 1984		Transfer From Taxes	
Hospitals, Clinics, First Aid	2,227.00	ISSUED AND UNISSUED GROSS DEBT NET DEBT		Redeemed in 1984	
Animal, Insect, & Rodent Control	5,375.00	School 713,166		Cancelled, Abated or Adjusted (1984)	
Other Welfare Services		Self-liquidating 650,140		Transfers to Foreclosed Property	
RECREATION and CONSERVATION		Other 1,363,306		Balance December 31, 1984	
Beaches and Boardwalks		ISSUED AND OUTSTANDING		PROPERTY ACQUIRED BY DEED OR	
Parks, Playgrounds, Shade Trees	900.00	School 713,166.07		FORECLOSURE	
Land Reclamation & Conservation		Self-Liquidating 619,975.00		Balance January 1, 1984	
Other Recreational Services	4,040.00	Other 1,333,141.07		Transfers From Taxes or Liens	
EDUCATION (excluding schools)		Total 1,333,141.07		Sale for Cash (1984)	
Libraries	1,000.00	EQUALIZED VALUATION BASIS		Cancelled, Abated or Adjusted (1984)	
Other Educational Services		FOR NET DEBT COMPUTATION		Balance December 31, 1984	
STATUTORY EXPENDITURES		REAL PROPERTY VALUATIONS		CURRENT FINANCES DECEMBER 31, 1984	
Pensions & F. I. C. A.	100,861.07	Code Class # of Parcels % VAL'N		ASSETS	
Employee Fringe Benefits	52,500.00	1 Vacant Land 607 7.49		Cash Dec. 31, 1984	
Other Statutory Expenditures	5,000.00	2 Residential 2273 65.75		Taxes Receivable	
CETA And Other Public Employment Programs		3 Farm 254 4.31		Tax Title Liens	
MUNICIPAL FUNCTIONS TOTAL	1,549,381.64	4a Commercial 132 8.20		Foreclosed Property	
CAPITAL IMPROVEMENTS *MEMO*		4b Industrial 10 6.66		Emergencies & Other Deferred Charges	
DEBT SERVICE		4c Apartments 13 7.59		State and Federal Aid Receivable	
Principal Payments	18,340.00	Total 3,289		Other Receivables	
Interest Payments	55,581.56	Land Area 17.90 Sq. Miles		Total	
DEFERRED CHARGES	12,395.00	Net Valuation Taxable-Municipal		LIABILITIES, RESERVES, AND SURPLUS	
SCHOOL, COUNTY, SPECIAL DISTRICT TAXES	3,058,186.70	Net Valuation Taxable-County		Cash Liabilities	
RESERVE FOR UNCOLLECTED TAXES	390,202.74	State Equalized Valuation		Reserves for Receivables	
EXPENDITURES TOTAL	5,084,087.64	State Equalization Ratio		Surplus Dec. 31, 1984	
				Total	

1201
Population 1980 20,598
Population 1984 19,990
S & P Rating
Moody Rating A

General Tax Rate Per \$100. 3.88
State Equalized Tax Rate 2.73

CARTERET BOROUGH - MIDDLESEX CO.
Form of Government:
Borough Council
Number of Members on Governing Body - 6

PER CAPITA:
Gross Debt 223.04
Net Debt 153.27
Debt Service 16.78
Total Tax Levy 668.18
Municipal Expenditures 372.44
PER CENT:
Gross Debt .98
Net Debt .67
Tax Levy Collected 97.47
Tax Levy Cancelled, Abated or Adjusted .04

EXPENDITURES		REVENUES-REALIZED		1984 PROPERTY TAX	
GENERAL GOVERNMENT		1984 Property Taxes Collected		STATE EQUALIZED TAX RATE	
Governing Body & Public Boards				Local District School Taxes	1.42
Municipal Clerk			13,023,086.81	Regional & Consolidated School Tax	
Financial Administration	31,343.00	1984 Payments in Lieu of Taxes		School Taxes in Municipal Budget	
Assessment of Taxes	35,000.00	Delinquent Tax & Lien Collections	413,164.27	County Taxes	.65
Collection of Taxes	92,000.00	Business Personalty Replacement Taxes	893,875.92	County Library Taxes	
Planning, Housing & Development	7,310.00	Taxes from Public Utilities	1,246,038.00	Local Municipal Purpose Taxes	.66
Human Resources	150,926.00	Other Miscellaneous Tax Revenues		Veteran & Senior Citizen Taxes	
Elections	10,800.00	State Aid Revenues	382,923.92	Total Taxes for Rate Computation	2.73
General Administration (other)	501,150.00	Federal Aid Revenues		Special District Taxes	
JUDICIARY		State and Local Fiscal Assistance Act Utilized	156,395.00	Bank Corp. Taxes	
Municipal Courts	76,000.00	Sale of Acquired Property		Added and Omitted Taxes	
PUBLIC SAFETY		Other Miscellaneous Revenues	717,558.59	Total Taxes Levied - ABSTRACT	8,130.54
Fire Protection	689,000.00	Total	16,833,042.51	Total Taxes Billed	13,356,865.53
Police Protection	1,590,561.16	Prior Years Surplus Appropriated	800,000.00	1984 TAXES COLLECTED	13,023,086.81
Civil Defense & Disaster Control	4,500.00	REVENUES TOTAL	17,633,042.51	1984 Taxes Cancelled, Abated or Adjusted	5,016.33
Environmental Inspection & Control	46,596.96	Reserve For Uncollected Taxes	670,000.00	Transfer to Tax Title Liens or Foreclosed	41,241.40
Other Public Safety		CAPITAL OUTLAY TOTAL	783,447.73	Balance Outstanding Dec. 31, 1984	291,611.23
PUBLIC WORKS				PRIOR YEARS TAXES OUTSTANDING	
Streets and Drainage	389,500.00	Public Enterprises		Balance January 1, 1984	481,101.87
Sewers and Sewage Processing	421,000.00	Recreation—Culture		Collected in 1984	357,610.11
Garbage and Trash Disposal	414,800.00	Public Works	745,637.94	Cancelled, Abated or Adjusted 1984	20,028.61
Public Buildings and Grounds	267,500.00	Buildings and Grounds	37,309.79	Transfers to Tax Title Liens or Foreclosed	483.68
Other Public Works		Library and Education		Balance December 31, 1984	102,979.47
HEALTH and WELFARE		Conservation		TAX TITLE LIENS OUTSTANDING	
Health Services Except Environmental	132,600.00	All Other		Balance January 1, 1984	214,615.90
Welfare-Public Assistance	56,250.00			Transfer From Taxes	47,615.25
Hospitals, Clinics, First Aid		CAPITAL DEBT AUTHORIZED, DECEMBER 31, 1984		Redeemed in 1984	55,554.16
Animal, Insect, & Rodent Control		ISSUED AND UNISSUED		Cancelled, Abated or Adjusted (1984)	
Other Welfare Services		School	842,000	Transfers to Foreclosed Property	
RECREATION and CONSERVATION		Self-Liquidating		Balance December 31, 1984	206,876.99
Beaches and Boardwalks		Other	3,616,630	PROPERTY ACQUIRED BY DEED OR FORECLOSURE	
Parks, Playgrounds, Shade Trees	233,500.00	Total	4,458,630	Balance January 1, 1984	1,108,000.00
Land Reclamation & Conservation	9,000.00			Transfers From Taxes or Liens	
Other Recreational Services	152,770.00	ISSUED AND OUTSTANDING		Sale for Cash (1984)	
EDUCATION (excluding schools)		School	842,000.00	Cancelled, Abated or Adjusted (1984)	
Libraries	140,100.00	Self-Liquidating		Balance December 31, 1984	1,108,000.00
Other Educational Services		Other	2,823,000.00	CURRENT FINANCES DECEMBER 31, 1984	
STATUTORY EXPENDITURES		Total	3,665,000.00	ASSETS	
Pensions & F. I. C. A.	584,000.00	EQUALIZED VALUATION BASIS		Cash Dec. 31, 1984	2,214,940.93
Employee Fringe Benefits	310,000.00	FOR NET DEBT COMPUTATION	457,268.514	Taxes Receivable	394,590.70
Other Statutory Expenditures	46,000.00	REAL PROPERTY VALUATIONS		Tax Title Liens	206,876.99
CETA And Other Public Employment Programs		Code Class # of Parcels % VAL'N		Foreclosed Property	1,108,000.00
MUNICIPAL FUNCTIONS TOTAL	6,392,212.12	1 Vacant Land 2.72 2.45	8,350,500.00	Emergencies & Other Deferred Charges	60,000.00
CAPITAL IMPROVEMENTS *M.C.M.(*)	200,000.00	2 Residential 4861 53.43	199,022,500.00	State and Federal Aid Receivable	5,783.88
DEBT SERVICE		3 Farm		Other Receivables	4,110.19
Principal Payments	229,150.00	4a Commercial 2.29 11.49	39,132,300.00	Total	3,994,302.69
Interest Payments	106,226.77	4b Industrial 97 26.88	91,549,600.00	LIABILITIES, RESERVES, AND SURPLUS	
		4c Apartments 3 .74	2,533,000.00	Cash Liabilities	405,017.27
		Total 5462	340,587,900.00	Reserves for Receivables	1,713,577.88
DEFERRED CHARGES	47,487.00	Land Area 4.30 Sq. Miles		Surplus Dec. 31, 1984	1,875,707.54
SCHOOL, COUNTY, SPECIAL DISTRICT TAXES	10,112,963.30	Net Valuation Taxable-Municipal	344,193,196	Total	3,994,302.69
RESERVE FOR UNCOLLECTED TAXES	670,000.00	Net Valuation Taxable-County	519,407,056		
EXPENDITURES TOTAL	17,558,044.19	State Equalized Valuation	487,708,318		
		State Equalization Ratio	70.36		

0704
Population 1980 12,600
Population 1984 12,325
S & P Rating
Moody Rating A

General Tax Rate Per \$100. 4.16
State Equalized Tax Rate 2.27

CEDAR GROVE TOWNSHIP – ESSEX CO.
Form of Government:
Council-Manager Plan B (OMCL 50)
Number of Members on Governing Body – 5

PER CAPITA:
Gross Debt 233.87
Net Debt 134.41
Debt Service 22.53
Total Tax Levy 865.21
Municipal Expenditures 338.19

PER CENT:
Gross Debt .71
Net Debt .41
Tax Levy Collected 98.30
Tax Levy Cancelled, Abated or Adjusted

EXPENDITURES		REVENUES-REALIZED		1984 PROPERTY TAX	
GENERAL GOVERNMENT				STATE EQUALIZED TAX RATE	
Governing Body & Public Boards	7,170.00	1984 Property Taxes Collected	10,446,493.42	Local District School Taxes	1.30 5,671,622.00
Municipal Clerk	60,081.00	1984 Payments in Lieu of Taxes		Regional & Consolidated School Tax	
Financial Administration	75,354.00	Delinquent Tax & Lien Collections	181,597.84	School Taxes in Municipal Budget	
Assessment of Taxes	42,843.00	Business Personalty Replacement Taxes	169,251.16	County Taxes	.75 3,255,195.64
Collection of Taxes	50,163.00	Taxes from Public Utilities	829,256.00	County Library Taxes	
Planning, Housing & Development	29,103.00	Other Miscellaneous Tax Revenues		Local Municipal Purpose Taxes	.32 1,379,518.38
Human Resources	7,037.00	State Aid Revenues	133,388.70	Veteran & Senior Citizen Taxes	107,400.00
Elections	3,270.00	Federal Aid Revenues		Total Taxes for Rate Computation	2.37 10,413,736.02
General Administration (other)	319,233.00	State and Local Fiscal Assistance Act Utilized	123,299.33	Special District Taxes	223,000.00
JUDICIARY		Sale of Acquired Property		Bank Corp. Taxes	36,773.01
Municipal Courts	64,152.00	Other Miscellaneous Revenues		Added and Omitted Taxes	97,640.59
PUBLIC SAFETY		Total	12,933,499.98	Total Taxes Levied - ABSTRACT	10,663,749.62
Fire Protection	166,661.00	Prior Years Surplus Appropriated	967,276.00	Total Taxes Billed	10,627,096.66
Police Protection	953,293.00	REVENUES TOTAL	13,955,775.98	1984 TAXES COLLECTED	10,446,493.42
Civil Defense & Disaster Control	9,369.00	Reserve For Uncollected Taxes	397,388.04	1984 Taxes Cancelled, Abated or Adjusted	4,687.75
Environmental Inspection & Control	39,094.00	CAPITAL OUTLAY TOTAL	671,649.03	Transfer to Tax Title Liens or Foreclosed	
Other Public Safety		Public Enterprises	88,371.58	Balance Outstanding Dec. 31, 1984	175,915.49
PUBLIC WORKS		Recreation—Culture		PRIOR YEARS TAXES OUTSTANDING	
Streets and Drainage	531,814.79	Public Works	317,597.84	Balance January 1, 1984	176,748.87
Sewers and Sewage Processing	100.00	Buildings and Grounds	265,679.61	Collected in 1984	160,492.68
Garbage and Trash Disposal		Library and Education		Cancelled, Abated or Adjusted 1984	
Public Buildings and Grounds	140,652.00	Conservation		Transfers to Tax Title Liens or Foreclosed	16,256.19
Other Public Works	43,500.00	All Other		Balance December 31, 1984	
HEALTH and WELFARE		CAPITAL DEBT AUTHORIZED, DECEMBER 31, 1984		TAX TITLE LIENS OUTSTANDING	
Health Services Except Environmental	42,242.00	ISSUED AND UNISSUED		Balance January 1, 1984	12,070.94
Welfare-Public Assistance	5,856.00	School	92,000	Transfer From Taxes	24,256.27
Hospitals, Clinics, First Aid		Self-liquidating	1,677,700	Redeemed in 1984	21,095.16
Animal, Insect, & Rodent Control		Other	1,112,770	Cancelled, Abated or Adjusted (1984)	
Other Welfare Services		Total	2,882,470	Transfers to Foreclosed Property	
RECREATION and CONSERVATION		ISSUED AND OUTSTANDING		Balance December 31, 1984	15,232.05
Beaches and Boardwalks		School	92,000.00	PROPERTY ACQUIRED BY DEED OR	
Parks, Playgrounds, Shade Trees	89,732.00	Self-Liquidating	1,431,200.00	FORECLOSURE	
Land Reclamation & Conservation	7,303.00	Other	973,550.00	Balance January 1, 1984	377,900.00
Other Recreational Services	132,118.00	Total	2,496,750.00	Transfers From Taxes or Liens	
EDUCATION (excluding schools)		EQUALIZED VALUATION BASIS		Sale for Cash (1984)	
Libraries	198,180.00	FOR NET DEBT COMPUTATION	403,208,391	Cancelled, Abated or Adjusted (1984)	
Other Educational Services		REAL PROPERTY VALUATIONS		Balance December 31, 1984	377,900.00
STATUTORY EXPENDITURES		Code Class # of Parcels % VAL'N		CURRENT FINANCES DECEMBER 31, 1984	
Pensions & F. I. C. A.	257,157.00	1 Vacant Land 395 5.64	13,908,400.00	ASSETS	
Employee Fringe Benefits	130,776.00	2 Residential 3138 71.98	177,446,100.00	Cash Dec. 31, 1984	7,076,868.62
Other Statutory Expenditures		3 Farm 5 .16	390,300.00	Taxes Receivable	175,915.49
CETA And Other Public Employment Programs		4a Commercial 104 10.91	26,886,800.00	Tax Title Liens	15,232.05
MUNICIPAL FUNCTIONS TOTAL	3,422,263.79	4b Industrial 42 7.57	18,652,000.00	Foreclosed Property	377,900.00
CAPITAL IMPROVEMENTS *MEMO*	10,000.00	4c Apartments 7 3.74	9,229,000.00	Emergencies & Other Deferred Charges	
DEBT SERVICE		Total 3691	246,522,600.00	State and Federal Aid Receivable	10,589.73
Principal Payments	224,400.00	Land Area 4.50 Sq. Miles		Other Receivables	7,896.87
Interest Payments	53,338.09	Net Valuation Taxable-Municipal	247,793,100	Total	7,664,402.76
DEFERRED CHARGES	70,800.00	Net Valuation Taxable-County	417,250,261	LIABILITIES, RESERVES, AND SURPLUS	
SCHOOL, COUNTY, SPECIAL DISTRICT TAXES	9,149,817.64	State Equalized Valuation	434,680,924	Cash Liabilities	5,600,530.92
RESERVE FOR UNCOLLECTED TAXES	397,388.04	State Equalization Ratio	56.88	Reserves for Receivables	569,225.05
EXPENDITURES TOTAL	13,318,012.56			Surplus Dec. 31, 1984	1,494,646.79
				Total	7,664,402.76

1404

Population 1980 8,537
 Population 1984 8,390
 S & P Rating
 Moody Rating AA

General Tax Rate Per \$100.

2.51

State Equalized Tax Rate

2.01

CHATHAM BOROUGH – MORRIS COUNTY**Form of Government:****Borough Council****Number of Members on Governing Body – 6**

PER CAPITA:

Gross Debt 275.42
 Net Debt 269.12
 Debt Service 22.10
 Total Tax Levy 950.58
 Municipal Expenditures 404.35

PER CENT:

Gross Debt .65
 Net Debt .64
 Tax Levy Collected 98.15
 Tax Levy Cancelled, Abated
 or Adjusted

EXPENDITURES		REVENUES-REALIZED		1984 PROPERTY TAX	
GENERAL GOVERNMENT				STATE EQUALIZED TAX RATE	
Governing Body & Public Boards		1984 Property Taxes Collected	7,794,147.52	Local District School Taxes 1.31	5,138,308.25
Municipal Clerk		1984 Payments in Lieu of Taxes		Regional & Consolidated School Tax	
Financial Administration	8,000.00	Delinquent Tax & Lien Collections	163,558.28	School Taxes in Municipal Budget	
Assessment of Taxes	24,080.00	Business Personalty Replacement Taxes	120,077.40	County Taxes .35	1,370,804.16
Collection of Taxes	29,303.00	Taxes from Public Utilities	480,059.00	County Library Taxes	
Planning, Housing & Development	25,045.00	Other Miscellaneous Tax Revenues		Local Municipal Purpose Taxes .35	1,367,592.38
Human Resources		State Aid Revenues	76,110.36	Veteran & Senior Citizen Taxes	65,600.00
Elections		Federal Aid Revenues		Total Taxes for Rate Computation 2.01	7,942,304.79
General Administration (other)	297,895.88	State and Local Fiscal Assistance Act Utilized	76,318.21	Special District Taxes	
JUDICIARY		Sale of Acquired Property		Bank Corp. Taxes	46,267.08
Municipal Courts	39,897.00	Other Miscellaneous Revenues	507,162.91	Added and Omitted Taxes	52,413.02
PUBLIC SAFETY		Total	9,217,433.68	Total Taxes Levied - ABSTRACT	7,975,384.89
Fire Protection	73,769.00	Prior Years Surplus Appropriated	1,070,000.00	Total Taxes Billed	7,940,668.44
Police Protection	759,230.00	REVENUES TOTAL	10,287,433.68	1984 TAXES COLLECTED	7,794,147.52
Civil Defense & Disaster Control	1,980.00	Reserve For Uncollected Taxes	669,406.89	1984 Taxes Cancelled, Abated or Adjusted	379.01
Environmental Inspection & Control	32,390.00	CAPITAL OUTLAY TOTAL	395,494.39	Transfer to Tax Title Liens or Foreclosed	855.91
Other Public Safety				Balance Outstanding Dec. 31, 1984	145,286.00
PUBLIC WORKS				PRIOR YEARS TAXES OUTSTANDING	
Streets and Drainage	438,592.96	Public Enterprises	21,194.25	Balance January 1, 1984	166,144.47
Sewers and Sewage Processing	193,703.00	Recreation—Culture		Collected in 1984	163,558.28
Garbage and Trash Disposal		Public Works	105,579.93	Cancelled, Abated or Adjusted 1984	360.89
Public Buildings and Grounds	42,050.00	Buildings and Grounds	8,982.72	Transfers to Tax Title Liens or Foreclosed	755.24
Other Public Works		Library and Education	259,737.49	Balance December 31, 1984	1,470.06
HEALTH and WELFARE		Conservation		TAX TITLE LIENS OUTSTANDING	
Health Services Except Environmental	18,797.00	All Other		Balance January 1, 1984	10,468.81
Welfare-Public Assistance	2,210.00	CAPITAL DEBT AUTHORIZED, DECEMBER 31, 1984		Transfer From Taxes	1,714.87
Hospitals, Clinics, First Aid		ISSUED AND UNISSUED		Redeemed in 1984	
Animal, Insect, & Rodent Control	5,700.00	School		Cancelled, Abated or Adjusted (1984)	
Other Welfare Services		Self-liquidating		Transfers to Foreclosed Property	
RECREATION and CONSERVATION		Other	2,310,799	Balance December 31, 1984	12,183.68
Beaches and Boardwalks		Total	2,310,799	PROPERTY ACQUIRED BY DEED OR FORECLOSURE	
Parks, Playgrounds, Shade Trees	43,596.00			Balance January 1, 1984	35,050.00
Land Reclamation & Conservation	910.00	ISSUED AND OUTSTANDING		Transfers From Taxes or Liens	
Other Recreational Services	47,446.87	School		Sale for Cash (1984)	
EDUCATION (excluding schools)		Self-Liquidating		Cancelled, Abated or Adjusted (1984)	
Libraries	174,580.00	Other	2,310,799.48	Balance December 31, 1984	35,050.00
Other Educational Services		Total	2,310,799.48	CURRENT FINANCES DECEMBER 31, 1984	
STATUTORY EXPENDITURES		EQUALIZED VALUATION BASIS		ASSETS	
Pensions & F. I. C. A.	207,337.00	FOR NET DEBT COMPUTATION	354,386.004	Cash Dec. 31, 1984	1,969,923.25
Employee Fringe Benefits	70,160.00	REAL PROPERTY VALUATIONS		Taxes Receivable	146,756.06
Other Statutory Expenditures	1,000.00	Code Class # of Parcels % VAL'N		Tax Title Liens	12,183.68
CETA And Other Public Employment Programs		1 Vacant Land 86 1.23	3,836,700.00	Foreclosed Property	35,050.00
MUNICIPAL FUNCTIONS TOTAL	2,537,677.71	2 Residential 2539 79.33	248,234,400.00	Emergencies & Other Deferred Charges	
CAPITAL IMPROVEMENTS *ME.MU*	30,000.00	3 Farm 1	3,500.00	State and Federal Aid Receivable	1.82
DEBT SERVICE		4a Commercial 139 14.87	46,541,500.00	Other Receivables	5,666.95
Principal Payments	85,000.00	4b Industrial 28 1.52	4,761,000.00	Total	2,169,581.76
Interest Payments	100,450.07	4c Apartments 11 3.05	9,528,756.00	LIABILITIES, RESERVES, AND SURPLUS	
DEFERRED CHARGES		Total 2804	312,905,856.00	Cash Liabilities	731,419.70
SCHOOL, COUNTY, SPECIAL DISTRICT TAXES	6,509,112.41	Land Area 2.35 Sq. Miles		Reserves for Receivables	199,656.69
RESERVE FOR UNCOLLECTED TAXES	669,406.99	Net Valuation Taxable-Municipal	314,273,124	Surplus Dec. 31, 1984	1,238,505.37
EXPENDITURES TOTAL	9,901,647.08	Net Valuation Taxable-County	374,049,622	Total	2,169,581.76
		State Equalized Valuation	392,679,153		
		State Equalization Ratio	79.98		

1405
Population 1980 8,383
Population 1984 8,964
S & P Rating
Moody Rating AA1

General Tax Rate Per \$100. 2.59
State Equalized Tax Rate 1.93

CHATHAM TOWNSHIP – MORRIS COUNTY
Form of Government:
Township Committee
Number of Members on Governing Body – 5

PER CAPITA:
Gross Debt 754.85
Net Debt 132.62
Debt Service 25.69
Total Tax Levy 1,048.56
Municipal Expenditures 443.66

PER CENT:
Gross Debt 1.53
Net Debt .27
Tax Levy Collected 98.11
Tax Levy Cancelled, Abated or Adjusted .10

EXPENDITURES		REVENUES-REALIZED		1984 PROPERTY TAX	
GENERAL GOVERNMENT				STATE EQUALIZED TAX RATE → 1.22	
Governing Body & Public Boards		1984 Property Taxes Collected	9,114,281.52	Local District School Taxes	5,812,218.43
Municipal Clerk		1984 Payments in Lieu of Taxes		Regional & Consolidated School Tax	
Financial Administration		Delinquent Tax & Lien Collections	122,765.04	School Taxes in Municipal Budget	
Assessment of Taxes	15,250.00	Business Personalty Replacement Taxes	32,063.88	County Taxes	1,679,520.86
Collection of Taxes	34,600.00	Taxes from Public Utilities	723,554.00	County Library Taxes	
Planning, Housing & Development	36,900.00	Other Miscellaneous Tax Revenues		Local Municipal Purpose Taxes	1,717,883.18
Human Resources		State Aid Revenues	78,543.68	Veteran & Senior Citizen Taxes	48,600.00
Elections	2,000.00	Federal Aid Revenues		Total Taxes for Rate Computation	9,258,227.47
General Administration (other)	447,470.95	State and Local Fiscal Assistance Act Utilized	35,822.33	Special District Taxes	
JUDICIARY		Sale of Acquired Property		Bank Corp. Taxes	14,610.66
Municipal Courts	33,550.00	Other Miscellaneous Revenues	762,700.55	Added and Omitted Taxes	70,200.57
PUBLIC SAFETY		Total	10,869,841.00	Total Taxes Levied - ABSTRACT	9,294,438.70
Fire Protection	95,000.00	Prior Years Surplus Appropriated	750,000.00	Total Taxes Billed	9,290,156.22
Police Protection	838,467.31	REVENUES TOTAL	11,619,841.00	1984 TAXES COLLECTED	9,114,281.52
Civil Defense & Disaster Control	7,102.69	Reserve For Uncollected Taxes	552,473.29	1984 Taxes Cancelled, Abated or Adjusted	9,368.03
Environmental Inspection & Control	346,694.24	CAPITAL OUTLAY TOTAL	222,382.52	Transfer to Tax Title Liens or Foreclosed	10,761.45
Other Public Safety				Balance Outstanding Dec. 31, 1984	155,745.22
PUBLIC WORKS				PRIOR YEARS TAXES OUTSTANDING	
Streets and Drainage	727,400.00	Public Enterprises		Balance January 1, 1984	128,533.88
Sewers and Sewage Processing		Recreation—Culture	7,478.63	Collected in 1984	122,765.04
Garbage and Trash Disposal	1,300.00	Public Works	182,924.41	Cancelled, Abated or Adjusted 1984	82.53
Public Buildings and Grounds	15,605.33	Buildings and Grounds	31,979.43	Transfers to Tax Title Liens or Foreclosed	2,680.43
Other Public Works		Library and Education		Balance December 31, 1984	3,005.88
HEALTH and WELFARE		Conservation		TAX TITLE LIENS OUTSTANDING	
Health Services Except Environmental	21,000.00	All Other		Balance January 1, 1984	24,241.86
Welfare-Public Assistance	1,800.00	CAPITAL DEBT AUTHORIZED, DECEMBER 31, 1984		Transfer From Taxes	14,019.75
Hospitals, Clinics, First Aid		ISSUED AND UNISSUED		Redeemed in 1984	
Animal, Insect, & Rodent Control	100.00	School	3,821,000	Cancelled, Abated or Adjusted (1984)	
Other Welfare Services		Self-liquidating	1,707,200	Transfers to Foreclosed Property	
RECREATION and CONSERVATION		Other	1,162,750	Balance December 31, 1984	38,261.61
Beaches and Boardwalks		Total	6,690,950	PROPERTY ACQUIRED BY DEED OR FORECLOSURE	
Parks, Playgrounds, Shade Trees	19,325.00	ISSUED AND OUTSTANDING		Balance January 1, 1984	6,450.00
Land Reclamation & Conservation	6,015.57	School	3,821,000.00	Transfers From Taxes or Liens	
Other Recreational Services		Self-Liquidating	1,707,200.00	Sale for Cash (1984)	
EDUCATION (excluding schools)		Other	1,160,800.00	Cancelled, Abated or Adjusted (1984)	
Libraries	183,240.00	Total	6,689,000.00	Balance December 31, 1984	6,450.00
Other Educational Services		EQUALIZED VALUATION BASIS		CURRENT FINANCES DECEMBER 31, 1984	
STATUTORY EXPENDITURES		FOR NET DEBT COMPUTATION	436,306,051	ASSETS	
Pensions & F. I. C. A.	214,572.48	REAL PROPERTY VALUATIONS		Cash Dec. 31, 1984	1,209,904.47
Employee Fringe Benefits	92,000.00	Code Class # of Parcels % VAL'N		Taxes Receivable	158,751.10
Other Statutory Expenditures	12,000.00	1 Vacant Land 288 2.18	7,742,000.00	Tax Title Liens	38,261.61
CETA And Other Public Employment Programs		2 Residential 2589 88.03	312,536,923.00	Foreclosed Property	6,450.00
MUNICIPAL FUNCTIONS TOTAL	3,152,393.57	3 Farm 25 .52	1,937,300.00	Emergencies & Other Deferred Charges	100,000.00
CAPITAL IMPROVEMENTS *MEMO*	150,000.00	4a Commercial 26 4.76	16,389,800.00	State and Federal Aid Receivable	
DEBT SERVICE		4b Industrial 1 .06	218,200.00	Other Receivables	414.22
Principal Payments	136,800.00	4c Apartments 3 4.46	15,825,600.00	Total	1,513,781.40
Interest Payments	90,911.00	Total 2932	355,049,823.00	LIABILITIES, RESERVES, AND SURPLUS	
DEFERRED CHARGES		Land Area 9.10 Sq. Miles		Cash Liabilities	547,464.02
SCHOOL, COUNTY, SPECIAL DISTRICT TAXES	7,491,739.29	Net Valuation Taxable-Municipal	355,982,843	Reserves for Receivables	203,462.71
RESERVE FOR UNCOLLECTED TAXES	552,473.29	Net Valuation Taxable-County	457,973,594	Surplus Dec. 31, 1984	762,854.67
EXPENDITURES TOTAL	11,424,317.15	State Equalized Valuation	477,062,594	Total	1,513,781.40
		State Equalization Ratio	74.57		

0409
Population 1980 68,785
Population 1984 69,769
S & P Rating AAA
Moody Rating AAA

General Tax Rate Per \$100. 5.41
State Equalized Tax Rate 3.06

CHERRY HILL TOWNSHIP - CAMDEN CO.
Form of Government:
Mayor-Council Plan B (OMCL 50)
Number of Members on Governing Body - 7

PER CAPITA:
Gross Debt 544.59
Net Debt 352.20
Debt Service 43.47
Total Tax Levy 1,010.82
Municipal Expenditures 271.42

PER CENT:
Gross Debt 1.90
Net Debt 1.23
Tax Levy Collected 97.83
Tax Levy Cancelled, Abated or Adjusted .07

EXPENDITURES		REVENUES-REALIZED		1984 PROPERTY TAX	
GENERAL GOVERNMENT				STATE EQUALIZED TAX RATE	
Governing Body & Public Boards	59,576.00	1984 Property Taxes Collected	68,971,501.11	Local District School Taxes	1.75 38,067,339.25
Municipal Clerk	155,531.00	1984 Payments in Lieu of Taxes		Regional & Consolidated School Tax	
Financial Administration	163,703.00	Delinquent Tax & Lien Collections	1,635,317.96	School Taxes in Municipal Budget	
Assessment of Taxes	215,532.00	Business Personalty Replacement Taxes	1,206,985.32	County Taxes	1.07 23,394,406.00
Collection of Taxes	167,850.00	Taxes from Public Utilities	4,791,100.00	County Library Taxes	
Planning, Housing & Development	168,181.00	Other Miscellaneous Tax Revenues	282,302.04	Local Municipal Purpose Taxes	.24 5,153,000.00
Human Resources		State Aid Revenues	488,566.36	Veteran & Senior Citizen Taxes	
Elections		Federal Aid Revenues		Total Taxes for Rate Computation	3.06 67,113,645.25
General Administration (other)	814,820.00	State and Local Fiscal Assistance Act Utilized	302,141.80	Special District Taxes	
JUDICIARY		Sale of Acquired Property		Bank Corp. Taxes	126,757.96
Municipal Courts	208,512.00	Other Miscellaneous Revenues	3,677,241.62	Added and Omitted Taxes	1,230,546.94
PUBLIC SAFETY		Total	81,355,156.21	Total Taxes Levied - ABSTRACT	70,523,923.90
Fire Protection		Prior Years Surplus Appropriated	3,500,000.00	Total Taxes Billed	70,503,725.57
Police Protection	4,348,955.80	REVENUES TOTAL	84,855,156.21	1984 TAXES COLLECTED	68,971,501.11
Civil Defense & Disaster Control	9,300.00	Reserve For Uncollected Taxes	2,643,142.04	1984 Taxes Cancelled, Abated or Adjusted	52,157.05
Environmental Inspection & Control	269,813.00	CAPITAL OUTLAY TOTAL	2,357,492.52	Transfer to Tax Title Liens or Foreclosed	100,065.57
Other Public Safety				Balance Outstanding Dec. 31, 1984	1,380,001.84
PUBLIC WORKS				PRIOR YEARS TAXES OUTSTANDING	
Streets and Drainage	1,762,673.44	Public Enterprises	364,195.24	Balance January 1, 1984	1,709,922.09
Sewers and Sewage Processing	1,657,412.00	Recreation—Culture	3,192.13	Collected in 1984	1,397,809.82
Garbage and Trash Disposal	13,384.00	Public Works	1,829,676.27	Cancelled, Abated or Adjusted 1984	78,234.38
Public Buildings and Grounds	594,577.00	Buildings and Grounds	36,132.45	Transfers to Tax Title Liens or Foreclosed	121,182.16
Other Public Works	11,950.00	Library and Education	124,296.43	Balance December 31, 1984	112,695.73
HEALTH and WELFARE		Conservation		TAX TITLE LIENS OUTSTANDING	
Health Services Except Environmental	136,750.00	All Other		Balance January 1, 1984	258,728.27
Welfare-Public Assistance	31,615.00			Transfer From Taxes	242,494.66
Hospitals, Clinics, First Aid		CAPITAL DEBT AUTHORIZED, DECEMBER 31, 1984		Redeemed in 1984	237,508.14
Animal, Insect, & Rodent Control		ISSUED AND UNISSUED		Cancelled, Abated or Adjusted (1984)	
Other Welfare Services		School	6,470,000	Transfers to Foreclosed Property	
RECREATION and CONSERVATION		Self-Liquidating	6,816,425	Balance December 31, 1984	263,714.79
Beaches and Boardwalks		Other	24,709,091	PROPERTY ACQUIRED BY DEED OR FORECLOSURE	
Parks, Playgrounds, Shade Trees	20,000.00	Total	37,995,517	Balance January 1, 1984	509,507.00
Land Reclamation & Conservation				Transfers From Taxes or Liens	
Other Recreational Services	184,925.00	ISSUED AND OUTSTANDING		Sale for Cash (1984)	
EDUCATION (excluding schools)		School	6,470,000.00	Cancelled, Abated or Adjusted (1984)	
Libraries	508,957.00	Self-Liquidating	6,633,256.00	Balance December 31, 1984	509,507.00
Other Educational Services		Other	23,194,673.00	CURRENT FINANCES DECEMBER 31, 1984	
STATUTORY EXPENDITURES		Total	36,297,929.00	ASSETS	
Pensions & F. I. C. A.	1,003,754.19	EQUALIZED VALUATION BASIS		Cash Dec. 31, 1984	9,509,280.89
Employee Fringe Benefits	647,712.00	FOR NET DEBT COMPUTATION	1,997,334,613	Taxes Receivable	1,492,697.57
Other Statutory Expenditures	45,446.00	REAL PROPERTY VALUATIONS		Tax Title Liens	263,714.79
CETA And Other Public Employment Programs		Code Class # of Parcels % VAL'N		Foreclosed Property	509,507.00
MUNICIPAL FUNCTIONS TOTAL	13,260,339.43	1 Vacant Land 1626 2.87	34,939,900.00	Emergencies & Other Deferred Charges	
CAPITAL IMPROVEMENTS *MEMO*	105,000.00	2 Residential 19704 66.39	809,101,040.00	State and Federal Aid Receivable	59,065.01
DEBT SERVICE		3 Farm 52 .14	1,730,950.00	Other Receivables	44,407.18
Principal Payments	1,544,200.00	4a Commercial 685 23.24	233,211,755.00	Total	11,877,672.44
Interest Payments	1,488,622.16	4b Industrial 119 5.12	62,450,050.00	LIABILITIES, RESERVES, AND SURPLUS	
		4c Apartments 15 2.23	27,196,950.00	Cash Liabilities	2,265,205.81
		Total 22201	1,218,630,345.00	Reserves for Receivables	2,310,326.54
DEFERRED CHARGES	40.47	Land Area 24.18 Sq. Miles		Surplus Dec. 31, 1984	7,302,040.09
SCHOOL, COUNTY, SPECIAL DISTRICT TAXES	64,013,613.00	Net Valuation Taxable-Municipal	1,232,728,163	Total	11,877,672.44
RESERVE FOR UNCOLLECTED TAXES	2,643,142.04	Net Valuation Taxable-County	2,011,131,353		
EXPENDITURES TOTAL	82,950,469.10	State Equalized Valuation	2,170,202,847		
		State Equalization Ratio	56.52		

0410
 Population 1980 1,590
 Population 1984 1,645
 S & P Rating
 Moody Rating

General Tax Rate Per \$100. 4.48
 State Equalized Tax Rate 3.31

CHESILHURST BOROUGH – CAMDEN CO.
Form of Government:
Borough Council
Number of Members on Governing Body – 6

PER CAPITA:
 Gross Debt 335.53
 Net Debt 24.07
 Debt Service
 Total Tax Levy 425.07
 Municipal Expenditures 422.32

PER CENT:
 Gross Debt 2.79
 Net Debt .20
 Tax Levy Collected 76.36
 Tax Levy Cancelled, Abated or Adjusted

EXPENDITURES		REVENUES-REALIZED		1984 PROPERTY TAX	
GENERAL GOVERNMENT				STATE EQUALIZED TAX RATE →	
Governing Body & Public Boards		1984 Property Taxes Collected	533,934.70	Local District School Taxes 1.05	221,471.50
Municipal Clerk		1984 Payments in Lieu of Taxes		Regional & Consolidated School Tax .77	162,636.04
Financial Administration	14,400.00	Delinquent Tax & Lien Collections	137,215.79	School Taxes in Municipal Budget	
Assessment of Taxes	2,580.00	Business Personalty Replacement Taxes	5,739.52	County Taxes 1.17	245,877.00
Collection of Taxes	13,893.00	Taxes from Public Utilities	95,720.00	County Library Taxes .03	5,620.00
Planning, Housing & Development	3,900.00	Other Miscellaneous Tax Revenues		Local Municipal Purpose Taxes .28	58,923.11
Human Resources	1,500.00	State Aid Revenues	101,276.10	Veteran & Senior Citizen Taxes	15,100.00
Elections	2,157.00	Federal Aid Revenues	203,000.00	Total Taxes for Rate Computation 3.30	709,627.65
General Administration (other)	270,838.59	State and Local Fiscal Assistance Act Utilized	10,168.00	Special District Taxes	
JUDICIARY		Sale of Acquired Property		Bank Corp. Taxes	
Municipal Courts	12,252.00	Other Miscellaneous Revenues	64,860.18	Added and Omitted Taxes	4,710.40
PUBLIC SAFETY		Total	1,151,914.29	Total Taxes Levied - ABSTRACT	699,238.05
Fire Protection	19,414.00	Prior Years Surplus Appropriated	42,465.00	Total Taxes Billed	699,238.05
Police Protection	73,780.00	REVENUES TOTAL	1,194,279.29	1984 TAXES COLLECTED	533,934.70
Civil Defense & Disaster Control	250.00	Reserve For Uncollected Taxes	151,343.47	1984 Taxes Cancelled, Abated or Adjusted	
Environmental Inspection & Control		CAPITAL OUTLAY TOTAL	4,708,000.00	Transfer to Tax Title Liens or Foreclosed	
Other Public Safety				Balance Outstanding Dec. 31, 1984	165,303.35
PUBLIC WORKS				PRIOR YEARS TAXES OUTSTANDING	
Streets and Drainage	25,546.54	Public Enterprises		Balance January 1, 1984	130,310.14
Sewers and Sewage Processing		Recreation—Culture		Collected in 1984	104,667.59
Garbage and Trash Disposal	23,500.00	Public Works	4,708,000.00	Cancelled, Abated or Adjusted 1984	
Public Buildings and Grounds	14,410.00	Buildings and Grounds		Transfers to Tax Title Liens or Foreclosed	
Other Public Works	11,500.00	Library and Education		Balance December 31, 1984	25,642.55
HEALTH and WELFARE		Conservation		TAX TITLE LIENS OUTSTANDING	
Health Services Except Environmental	50.00	All Other		Balance January 1, 1984	97,750.14
Welfare-Public Assistance	3,196.00	CAPITAL DEBT AUTHORIZED, DECEMBER 31, 1984		Transfer From Taxes	
Hospitals, Clinics, First Aid		ISSUED AND UNISSUED		Redeemed in 1984	32,548.20
Animal, Insect, & Rodent Control	5,100.00	School	512,338	Cancelled, Abated or Adjusted (1984)	
Other Welfare Services		Self-liquidating	39,600	Transfers to Foreclosed Property	
RECREATION and CONSERVATION		Other	39,600	Balance December 31, 1984	65,201.94
Beaches and Boardwalks		Total	551,938	PROPERTY ACQUIRED BY DEED OR FORECLOSURE	
Parks, Playgrounds, Shade Trees				Balance January 1, 1984	119,239.76
Land Reclamation & Conservation				Transfers From Taxes or Liens	
Other Recreational Services	4,033.50			Sale for Cash (1984)	
EDUCATION (excluding schools)				Cancelled, Abated or Adjusted (1984)	
Libraries				Balance December 31, 1984	119,239.76
Other Educational Services				CURRENT FINANCES DECEMBER 31, 1984	
STATUTORY EXPENDITURES				ASSETS	
Pensions & F. I. C. A.	16,172.00	EQUALIZED VALUATION BASIS FOR NET DEBT COMPUTATION	19,804,985	Cash Dec. 31, 1984	176,999.39
Employee Fringe Benefits		REAL PROPERTY VALUATIONS		Taxes Receivable	190,945.90
Other Statutory Expenditures	1,900.00	Code Class # of Parcels % VAL'N		Tax Title Liens	65,201.94
CETA And Other Public Employment Programs		1 Vacant Land 499 15.66	2,394,150.00	Foreclosed Property	119,239.76
MUNICIPAL FUNCTIONS TOTAL	526,372.63	2 Residential 394 78.73	12,033,720.00	Emergencies & Other Deferred Charges	7,820.17
CAPITAL IMPROVEMENTS *MEMO*	3,000.00	3 Farm		State and Federal Aid Receivable	198,789.28
DEBT SERVICE		4a Commercial 18 4.55	695,104.00	Other Receivables	34,434.00
Principal Payments		4b Industrial 2 .49	75,400.00	Total	793,430.44
Interest Payments		4c Apartments 2 .57	86,800.00	LIABILITIES, RESERVES, AND SURPLUS	
		Total 915	15,285,174.00	Cash Liabilities	349,841.20
DEFERRED CHARGES	17,000.00	Land Area 1.72 Sq. Miles		Reserves for Receivables	409,821.60
SCHOOL, COUNTY, SPECIAL DISTRICT TAXES	635,604.54	Net Valuation Taxable-Municipal	15,529,646	Surplus Dec. 31, 1984	33,767.64
RESERVE FOR UNCOLLECTED TAXES	151,343.47	Net Valuation Taxable-County	20,772,481	Total	793,430.44
EXPENDITURES TOTAL	1,330,320.64	State Equalized Valuation	20,914,078		
		State Equalization Ratio	73.95		

1406
Population 1980 1,433
Population 1984 1,511
S & P Rating
Moody Rating

General Tax Rate Per \$100. 4.09
State Equalized Tax Rate 2.23

CHESTER BOROUGH - MORRIS COUNTY
Form of Government:
Borough Council
Number of Members on Governing Body - 6

PER CAPITA:
Gross Debt 328.18
Net Debt 20.89
Debt Service 27.53
Total Tax Levy 1,223.33
Municipal Expenditures 634.78
PER CENT:
Gross Debt .69
Net Debt .04
Tax Levy Collected 97.32
Tax Levy Cancelled, Abated or Adjusted .02

EXPENDITURES		REVENUES-REALIZED		1984 PROPERTY TAX	
GENERAL GOVERNMENT		STATE EQUALIZED TAX RATE		Local District School Taxes .91	
Governing Body & Public Boards		1984 Property Taxes Collected	1,794,226.52	Regional & Consolidated School Tax .56	746,307.27
Municipal Clerk		1984 Payments in Lieu of Taxes		School Taxes in Municipal Budget	460,392.58
Financial Administration	16,080.00	Delinquent Tax & Lien Collections	113,465.16	County Taxes .33	270,127.85
Assessment of Taxes	12,185.00	Business Personalty Replacement Taxes	34,837.56	County Library Taxes	
Collection of Taxes	11,750.00	Taxes from Public Utilities	104,429.00	Local Municipal Purpose Taxes .43	354,830.08
Planning, Housing & Development	15,460.00	Other Miscellaneous Tax Revenues		Veteran & Senior Citizen Taxes	8,000.00
Human Resources		State Aid Revenues	12,385.30	Total Taxes for Rate Computation 2.23	1,839,657.78
Elections		Federal Aid Revenues		Special District Taxes	
General Administration (other)	160,476.45	State and Local Fiscal Assistance Act Utilized	22,065.60	Bank Corp. Taxes	9,258.21
JUDICIARY		Sale of Acquired Property		Added and Omitted Taxes	7,539.92
Municipal Courts	26,000.00	Other Miscellaneous Revenues	230,984.10	Total Taxes Levied - ABSTRACT	1,848,455.91
PUBLIC SAFETY		Total	2,312,393.24	Total Taxes Billed	1,843,593.35
Fire Protection	40,503.32	Prior Years Surplus Appropriated	113,000.00	1984 TAXES COLLECTED	1,794,226.52
Police Protection	227,421.12	REVENUES TOTAL	2,425,393.24	1984 Taxes Cancelled, Abated or Adjusted	396.73
Civil Defense & Disaster Control		Reserve For Uncollected Taxes	149,054.33	Transfer to Tax Title Liens or Foreclosed	2,793.47
Environmental Inspection & Control	10,055.00	CAPITAL OUTLAY TOTAL	39,273.80	Balance Outstanding Dec. 31, 1984	46,176.63
Other Public Safety				PRIOR YEARS TAXES OUTSTANDING	
PUBLIC WORKS				Balance January 1, 1984	115,258.83
Streets and Drainage	75,225.00	Public Enterprises		Collected in 1984	111,421.38
Sewers and Sewage Processing		Recreation—Culture		Cancelled, Abated or Adjusted 1984	
Garbage and Trash Disposal	4,952.00	Public Works	22,155.35	Transfers to Tax Title Liens or Foreclosed	3,837.45
Public Buildings and Grounds	13,380.00	Buildings and Grounds	13,758.45	Balance December 31, 1984	
Other Public Works		Library and Education	3,360.00	TAX TITLE LIENS OUTSTANDING	
HEALTH and WELFARE		Conservation		Balance January 1, 1984	2,275.13
Health Services Except Environmental	22,361.00	All Other		Transfer From Taxes	7,209.78
Welfare-Public Assistance	1,425.00	CAPITAL DEBT AUTHORIZED, DECEMBER 31, 1984		Redeemed in 1984	2,043.78
Hospitals, Clinics, First Aid	150.00	ISSUED AND UNISSUED		Cancelled, Abated or Adjusted (1984)	
Animal, Insect, & Rodent Control		School	464,314	Transfers to Foreclosed Property	
Other Welfare Services		Self-liquidating		Balance December 31, 1984	7,441.13
RECREATION and CONSERVATION		Other	31,566	PROPERTY ACQUIRED BY DEED OR	
Beaches and Boardwalks		Total	495,880	FORECLOSURE	
Parks, Playgrounds, Shade Trees	3,000.00	ISSUED AND OUTSTANDING		Balance January 1, 1984	
Land Reclamation & Conservation		School	464,314.13	Transfers From Taxes or Liens	
Other Recreational Services	8,990.00	Self-Liquidating		Sale for Cash (1984)	
EDUCATION (excluding schools)		Other		Cancelled, Abated or Adjusted (1984)	
Libraries	29,352.00	Total	464,314.18	Balance December 31, 1984	
Other Educational Services		EQUALIZED VALUATION BASIS		CURRENT FINANCES DECEMBER 31, 1984	
STATUTORY EXPENDITURES		FOR NET DEBT COMPUTATION	72,003,754	ASSETS	
Pensions & F. I. C. A.	42,113.90	REAL PROPERTY VALUATIONS		Cash Dec. 31, 1984	268,242.39
Employee Fringe Benefits	19,970.00	Code Class # of Parcels % VAL'N		Taxes Receivable	46,176.63
Other Statutory Expenditures	2,000.00	1 Vacant Land 37 1.92	849,500.00	Tax Title Liens	7,441.13
CETA And Other Public Employment Programs		2 Residential 357 48.85	21,583,500.00	Foreclosed Property	
MUNICIPAL FUNCTIONS TOTAL	743,854.77	3 Farm 23 1.37	606,900.00	Emergencies & Other Deferred Charges	45,427.44
CAPITAL IMPROVEMENTS *MCMC*	36,100.00	4a Commercial 75 47.51	20,995,200.00	State and Federal Aid Receivable	
DEBT SERVICE		4b Industrial		Other Receivables	12.50
Principal Payments	33,300.00	4c Apartments 2 .35	152,500.00	Total	367,300.09
Interest Payments	7,799.43	Total 514	44,187,600.00	LIABILITIES, RESERVES, AND SURPLUS	
DEFERRED CHARGES	24,647.60	Land Area 1.60 Sq. Miles		Cash Liabilities	103,520.90
SCHOOL, COUNTY, SPECIAL DISTRICT TAXES	1,476,827.70	Net Valuation Taxable-Municipal	44,891,282	Reserves for Receivables	53,630.26
RESERVE FOR UNCOLLECTED TAXES	149,054.33	Net Valuation Taxable-County	73,985,838	Surplus Dec. 31, 1984	210,148.93
EXPENDITURES TOTAL	2,435,983.85	State Equalized Valuation	81,707,532	Total	367,300.09
		State Equalization Ratio	54.55		

1407

Population 1980 5,193
 Population 1984 5,336
 S & P Rating
 Moody Rating

General Tax Rate Per \$100.

State Equalized Tax Rate

2.45

CHESTER TOWNSHIP – MORRIS COUNTY**Form of Government:****Small Municipality Plan C (OMCL 50)****Number of Members on Governing Body – 5****PER CAPITA:**

Gross Debt 837.47
 Net Debt 562.43
 Debt Service 110.96
 Total Tax Levy 1,142.32
 Municipal Expenditures 516.97

PER CENT:

Gross Debt 1.96
 Net Debt 1.32
 Tax Levy Collected 97.36
 Tax Levy Cancelled, Abated or Adjusted .35

EXPENDITURES		REVENUES-REALIZED		1984 PROPERTY TAX	
GENERAL GOVERNMENT				STATE EQUALIZED TAX RATE	
Governing Body & Public Boards		1984 Property Taxes Collected	5,950,430.11	Local District School Taxes .99	2,422,586.35
Municipal Clerk		1984 Payments in Lieu of Taxes		Regional & Consolidated School Tax .68	1,670,609.28
Financial Administration	23,740.00	Delinquent Tax & Lien Collections	272,766.59	School Taxes in Municipal Budget	
Assessment of Taxes	35,204.00	Business Personalty Replacement Taxes	49,405.64	County Taxes .36	883,833.56
Collection of Taxes	23,520.00	Taxes from Public Utilities	721,004.00	County Library Taxes	
Planning, Housing & Development	30,806.00	Other Miscellaneous Tax Revenues		Local Municipal Purpose Taxes .41	1,003,848.46
Human Resources		State Aid Revenues	41,023.24	Veteran & Senior Citizen Taxes	20,400.00
Elections		Federal Aid Revenues		Total Taxes for Rate Computation 2.44	6,001,277.65
General Administration (other)	293,594.40	State and Local Fiscal Assistance Act Utilized	41,750.72	Special District Taxes	1,583.93
JUDICIARY		Sale of Acquired Property		Bank Corp. Taxes	1,568.66
Municipal Courts	30,390.00	Other Miscellaneous Revenues	284,764.78	Added and Omitted Taxes	111,379.45
PUBLIC SAFETY		Total	7,361,199.19	Total Taxes Levied - ABSTRACT	6,095,409.69
Fire Protection	116,117.00	Prior Years Surplus Appropriated	575,000.00	Total Taxes Billed	6,111,549.23
Police Protection	450,870.00	REVENUES TOTAL	7,936,199.18	1984 TAXES COLLECTED	5,950,480.11
Civil Defense & Disaster Control	100.00	Reserve For Uncollected Taxes	336,849.63	1984 Taxes Cancelled, Abated or Adjusted	21,397.94
Environmental Inspection & Control	2,830.00	CAPITAL OUTLAY TOTAL	63,940.96	Transfer to Tax Title Liens or Foreclosed	5,186.68
Other Public Safety				Balance Outstanding Dec. 31, 1984	134,484.50
PUBLIC WORKS				PRIOR YEARS TAXES OUTSTANDING	
Streets and Drainage	390,989.80	Public Enterprises		Balance January 1, 1984	264,565.89
Sewers and Sewage Processing		Recreation—Culture		Collected in 1984	246,817.62
Garbage and Trash Disposal	15,605.00	Public Works	57,640.96	Cancelled, Abated or Adjusted 1984	
Public Buildings and Grounds	52,420.00	Buildings and Grounds	6,300.00	Transfers to Tax Title Liens or Foreclosed	2,602.56
Other Public Works		Library and Education		Balance December 31, 1984	15,145.71
HEALTH and WELFARE		Conservation		TAX TITLE LIENS OUTSTANDING	
Health Services Except Environmental	30,685.00	All Other		Balance January 1, 1984	30,945.60
Welfare-Public Assistance	950.00			Transfer From Taxes	8,135.14
Hospitals, Clinics, First Aid		CAPITAL DEBT AUTHORIZED, DECEMBER 31, 1984		Redeemed in 1984	25,948.97
Animal, Insect, & Rodent Control		ISSUED AND UNISSUED		Cancelled, Abated or Adjusted (1984)	
Other Welfare Services		School	1,467,578	Transfers to Foreclosed Property	
RECREATION and CONSERVATION		Self-Liquidating	3,001,150	Balance December 31, 1984	13,131.77
Beaches and Boardwalks		Other	4,463,728	PROPERTY ACQUIRED BY DEED OR FORECLOSURE	
Parks, Playgrounds, Shade Trees		Total		Balance January 1, 1984	17,500.00
Land Reclamation & Conservation	2,367.00			Transfers From Taxes or Liens	
Other Recreational Services	22,000.00	ISSUED AND OUTSTANDING		Sale for Cash (1984)	
EDUCATION (excluding schools)		School	1,467,578.95	Cancelled, Abated or Adjusted (1984)	
Libraries	92,943.00	Self-Liquidating	2,990,000.00	Balance December 31, 1984	17,500.00
Other Educational Services		Other	4,457,578.95	CURRENT FINANCES DECEMBER 31, 1984	
STATUTORY EXPENDITURES		Total		ASSETS	
Pensions & F. I. C. A.	152,367.65	EQUALIZED VALUATION BASIS FOR NET DEBT COMPUTATION	227,601,377	Cash Dec. 31, 1984	1,046,757.09
Employee Fringe Benefits	44,500.00	REAL PROPERTY VALUATIONS		Taxes Receivable	149,630.21
Other Statutory Expenditures		Code Class # of Parcels % VAL'N		Tax Title Liens	13,131.77
CETA And Other Public Employment Programs		1 Vacant Land 254 5.71	13,368,700.00	Foreclosed Property	17,500.00
MUNICIPAL FUNCTIONS TOTAL	1,817,452.85	2 Residential 1387 30.25	138,027,950.00	Emergencies & Other Deferred Charges	52,236.65
CAPITAL IMPROVEMENTS *MEMO*	6,300.00	3 Farm 227 8.44	19,777,900.00	State and Federal Aid Receivable	52,934.08
DEBT SERVICE		4a Commercial 35 3.87	9,077,500.00	Other Receivables	
Principal Payments	150,000.00	4b Industrial 8 1.73	4,052,500.00	Total	1,332,189.80
Interest Payments	442,071.70	4c Apartments		LIABILITIES, RESERVES, AND SURPLUS	
		Total 1911	234,304,550.00	Cash Liabilities	362,554.72
DEFERRED CHARGES	12,200.00	Land Area 28.90 Sq. Miles		Reserves for Receivables	180,261.98
SCHOOL, COUNTY, SPECIAL DISTRICT TAXES	4,978,613.12	Net Valuation Taxable-Municipal	236,164,797	Surplus Dec. 31, 1984	789,373.10
RESERVE FOR UNCOLLECTED TAXES	336,849.63	Net Valuation Taxable-County	242,953,340	Total	1,332,189.80
EXPENDITURES TOTAL	7,737,187.30	State Equalized Valuation	244,637,731		
		State Equalization Ratio	96.51		

0307
Population 1980 3,867
Population 1984 4,212
S & P Rating
Moody Rating

General Tax Rate Per \$100. 2.22
State Equalized Tax Rate 2.14

CHESTERFIELD TWP. - BURLINGTON CO.
Form of Government:
Township Committee
Number of Members on Governing Body - 3

PER CAPITA:
Gross Debt 164.20
Net Debt 128.21
Debt Service 13.06
Total Tax Levy 360.82
Municipal Expenditures 177.76
PER CENT:
Gross Debt 1.13
Net Debt .88
Tax Levy Collected 97.00
Tax Levy Cancelled, Abated or Adjusted .19

EXPENDITURES		REVENUES-REALIZED		1984 PROPERTY TAX	
GENERAL GOVERNMENT				STATE EQUALIZED TAX RATE	
Governing Body & Public Boards		1984 Property Taxes Collected	1,472,687.84	Local District School Taxes .69	465,095.75
Municipal Clerk		1984 Payments in Lieu of Taxes		Regional & Consolidated School Tax .77	520,014.84
Financial Administration	12,726.00	Delinquent Tax & Lien Collections	48,532.59	School Taxes in Municipal Budget	
Assessment of Taxes	10,500.00	Business Personalty Replacement Taxes	35,731.88	County Taxes	385,082.18
Collection of Taxes	10,527.00	Taxes from Public Utilities	282,969.42	County Library Taxes	21,498.66
Planning, Housing & Development	41,660.00	Other Miscellaneous Tax Revenues		Local Municipal Purpose Taxes	62,220.25
Human Resources		State Aid Revenues	35,690.53	Veteran & Senior Citizen Taxes	22,350.00
Elections		Federal Aid Revenues		Total Taxes for Rate Computation 2.15	1,476,261.68
General Administration (other)	115,300.00	State and Local Fiscal Assistance Act Utilized	20,774.47	Special District Taxes	54,510.23
JUDICIARY		Sale of Acquired Property		Bank Corp. Taxes	3,487.76
Municipal Courts	27,225.00	Other Miscellaneous Revenues	130,042.55	Added and Omitted Taxes	7,852.97
PUBLIC SAFETY		Total	2,026,429.28	Total Taxes Levied - ABSTRACT	1,519,762.64
Fire Protection	20,000.00	Prior Years Surplus Appropriated	206,841.00	Total Taxes Billed	1,518,283.68
Police Protection	14,200.00	REVENUES TOTAL	2,233,270.28	1984 TAXES COLLECTED	1,472,687.84
Civil Defense & Disaster Control	375.00	Reserve For Uncollected Taxes	120,000.00	1984 Taxes Cancelled, Abated or Adjusted	2,925.66
Environmental Inspection & Control	8,000.00	CAPITAL OUTLAY TOTAL	494,543.00	Transfer to Tax Title Liens or Foreclosed	179.01
Other Public Safety				Balance Outstanding Dec. 31, 1984	42,491.17
PUBLIC WORKS				PRIOR YEARS TAXES OUTSTANDING	
Streets and Drainage	227,867.47	Public Enterprises		Balance January 1, 1984	48,782.60
Sewers and Sewage Processing	1,000.00	Recreation—Culture		Collected in 1984	48,532.59
Garbage and Trash Disposal		Public Works		Cancelled, Abated or Adjusted 1984	250.00
Public Buildings and Grounds	37,397.00	Buildings and Grounds	494,543.00	Transfers to Tax Title Liens or Foreclosed	
Other Public Works		Library and Education		Balance December 31, 1984	.01
HEALTH and WELFARE		Conservation		TAX TITLE LIENS OUTSTANDING	
Health Services Except Environmental	375.00	All Other		Balance January 1, 1984	367.02
Welfare-Public Assistance	4,200.00	CAPITAL DEBT AUTHORIZED, DECEMBER 31, 1984		Transfer From Taxes	179.01
Hospitals, Clinics, First Aid		ISSUED AND UNISSUED		Redeemed in 1984	
Animal, Insect, & Rodent Control		School	151,597	Cancelled, Abated or Adjusted (1984)	
Other Welfare Services		Self-liquidating		Transfers to Foreclosed Property	
RECREATION and CONSERVATION		Other	540,000	Balance December 31, 1984	546.03
Beaches and Boardwalks	4,375.00	Total	691,597	PROPERTY ACQUIRED BY DEED OR FORECLOSURE	
Parks, Playgrounds, Shade Trees	1,400.00	ISSUED AND OUTSTANDING		Balance January 1, 1984	
Land Reclamation & Conservation	2,000.00	School	151,597.78	Transfers From Taxes or Liens	
Other Recreational Services		Self-Liquidating		Sale for Cash (1984)	
EDUCATION (excluding schools)		Other	540,000.00	Cancelled, Abated or Adjusted (1984)	
Libraries	7,000.00	Total	691,597.78	Balance December 31, 1984	
Other Educational Services		EQUALIZED VALUATION BASIS		CURRENT FINANCES DECEMBER 31, 1984	
STATUTORY EXPENDITURES		FOR NET DEBT COMPUTATION	61,058,204	ASSETS	
Pensions & F. I. C. A.	21,000.00	REAL PROPERTY VALUATIONS		Cash Dec. 31, 1984	731,384.19
Employee Fringe Benefits	6,000.00	Code Class # of Parcels % VAL'N		Taxes Receivable	42,491.18
Other Statutory Expenditures	100.00	1 Vacant Land 64 1.51	964,100.00	Tax Title Liens	546.03
CETA And Other Public Employment Programs		2 Residential 537 60.33	38,642,600.00	Foreclosed Property	
MUNICIPAL FUNCTIONS TOTAL	573,727.47	3 Farm 393 25.63	17,060,300.00	Emergencies & Other Deferred Charges	
CAPITAL IMPROVEMENTS *MEMO*	5,000.00	4a Commercial 67 11.52	7,379,900.00	State and Federal Aid Receivable	
DEBT SERVICE		4b Industrial		Other Receivables	27,247.51
Principal Payments	55,000.00	4c Apartments		Total	301,668.91
Interest Payments		Total 1061	64,046,900.00	LIABILITIES, RESERVES, AND SURPLUS	
DEFERRED CHARGES		Land Area 21.31 Sq. Miles		Cash Liabilities	346,528.36
SCHOOL, COUNTY, SPECIAL DISTRICT TAXES	1,446,201.66	Net Valuation Taxable-Municipal	65,469,041	Reserves for Receivables	70,284.72
RESERVE FOR UNCOLLECTED TAXES	120,000.00	Net Valuation Taxable-County	64,326,741	Surplus Dec. 31, 1984	384,855.83
EXPENDITURES TOTAL	2,194,927.13	State Equalized Valuation	67,764,486	Total	801,668.91
		State Equalization Ratio	96.54		

2.34

Number of Members on Governing Body – 5

or Adjusted .11

155

General Tax Rate Per \$100.	4.82
State Equalized Tax Rate	2.20

Number of Members on Governing Body – 7

Gross Debt	.79
Net Debt	.45
Tax Levy Collected	97.52
Tax Levy Cancelled, Abated or Adjusted	.44

156

0801

Population 1980 6,013
 Population 1984 6,088
 S & P Rating
 Moody Rating

General Tax Rate Per \$100. 4.00
 State Equalized Tax Rate 2.66

CLAYTON BOROUGH – GLOUCESTER CO.**Form of Government:****Borough Council****Number of Members on Governing Body – 6****PER CAPITA:**

Gross Debt 312.20
 Net Debt 79.86
 Debt Service 32.65
 Total Tax Levy 403.52
 Municipal Expenditures 391.07

PER CENT:

Gross Debt 2.17
 Net Debt .55
 Tax Levy Collected 88.63
 Tax Levy Cancelled, Abated or Adjusted 6.59

EXPENDITURES		REVENUES-REALIZED		1984 PROPERTY TAX	
GENERAL GOVERNMENT				STATE EQUALIZED TAX RATE	
Governing Body & Public Boards	3,550.00	1984 Property Taxes Collected	2,174,395.61	Local District School Taxes	1.32
Municipal Clerk	14,615.00	1984 Payments in Lieu of Taxes		Regional & Consolidated School Tax	
Financial Administration	45,000.00	Delinquent Tax & Lien Collections	208,653.25	School Taxes in Municipal Budget	
Assessment of Taxes	122,500.00	Business Personalty Replacement Taxes	45,138.36	County Taxes	.65
Collection of Taxes	16,163.59	Taxes from Public Utilities	352,540.91	County Library Taxes	.02
Planning, Housing & Development	7,175.60	Other Miscellaneous Tax Revenues		Local Municipal Purpose Taxes	.66
Human Resources		State Aid Revenues	166,835.80	Veteran & Senior Citizen Taxes	
Elections	2,200.00	Federal Aid Revenues	481,600.00	Total Taxes for Rate Computation	2.65
General Administration (other)	615,210.00	State and Local Fiscal Assistance Act Utilized	94,770.27	Special District Taxes	
JUDICIARY		Sale of Acquired Property		Bank Corp. Taxes	
Municipal Courts	28,000.00	Other Miscellaneous Revenues	239,158.74	Added and Omitted Taxes	
PUBLIC SAFETY		Total	3,763,592.94	Total Taxes Levied - ABSTRACT	
Fire Protection	25,600.00	Prior Years Surplus Appropriated	194,555.81	Total Taxes Billed	
Police Protection	497,260.67	REVENUES TOTAL	3,958,148.75	1984 TAXES COLLECTED	
Civil Defense & Disaster Control	500.00	Reserve For Uncollected Taxes	321,100.00	1984 Taxes Cancelled, Abated or Adjusted	
Environmental Inspection & Control	21,471.32	CAPITAL OUTLAY TOTAL	421,164.36	Transfer to Tax Title Liens or Foreclosed	
Other Public Safety				Balance Outstanding Dec. 31, 1984	
PUBLIC WORKS				PRIOR YEARS TAXES OUTSTANDING	
Streets and Drainage	145,153.75	Public Enterprises		Balance January 1, 1984	
Sewers and Sewage Processing		Recreation—Culture	17,846.53	Collected in 1984	
Garbage and Trash Disposal	95,000.00	Public Works		Cancelled, Abated or Adjusted 1984	
Public Buildings and Grounds	76,902.20	Buildings and Grounds	403,317.83	Transfers to Tax Title Liens or Foreclosed	
Other Public Works		Library and Education		Balance December 31, 1984	
HEALTH and WELFARE		Conservation		TAX TITLE LIENS OUTSTANDING	
Health Services Except Environmental	3,718.75	All Other		Balance January 1, 1984	
Welfare-Public Assistance	10,900.00	CAPITAL DEBT AUTHORIZED, DECEMBER 31, 1984		Transfer From Taxes	
Hospitals, Clinics, First Aid		ISSUED AND UNISSUED GROSS DEBT		Redeemed in 1984	
Animal, Insect, & Rodent Control	1,425.00	School	375,000	Cancelled, Abated or Adjusted (1984)	
Other Welfare Services		Self-liquidating	1,039,500	Transfers to Foreclosed Property	
RECREATION and CONSERVATION		Other	486,200	Balance December 31, 1984	
Beaches and Boardwalks		Total	1,900,700	PROPERTY ACQUIRED BY DEED OR FORECLOSURE	
Parks, Playgrounds, Shade Trees	450.00	ISSUED AND OUTSTANDING		Balance January 1, 1984	
Land Reclamation & Conservation	32,500.00	School	375,000.00	Transfers From Taxes or Liens	
Other Recreational Services		Self-Liquidating	1,039,500.00	Sale for Cash (1984)	
EDUCATION (excluding schools)		Other	486,200.00	Cancelled, Abated or Adjusted (1984)	
Libraries		Total	1,900,700.00	Balance December 31, 1984	
Other Educational Services		EQUALIZED VALUATION BASIS FOR NET DEBT COMPUTATION		CURRENT FINANCES DECEMBER 31, 1984	
STATUTORY EXPENDITURES		REAL PROPERTY VALUATIONS		ASSETS	
Pensions & F. I. C. A.	81,540.69	Code Class # of Parcels % VAL'N		Cash Dec. 31, 1984	
Employee Fringe Benefits		1 Vacant Land 356 4.04	2,436,200.00	Taxes Receivable	
Other Statutory Expenditures	2,000.00	2 Residential 1672 70.59	42,515,600.00	Tax Title Liens	
CETA And Other Public Employment Programs		3 Farm 64 2.65	1,598,600.00	Foreclosed Property	
MUNICIPAL FUNCTIONS TOTAL	1,854,942.57	4a Commercial 89 9.00	5,419,700.00	Emergencies & Other Deferred Charges	
CAPITAL IMPROVEMENTS *MEMO*		4b Industrial 16 10.07	6,066,100.00	State and Federal Aid Receivable	
DEBT SERVICE		4c Apartments 7 3.64	2,195,100.00	Other Receivables	
Principal Payments	160,800.00	Total 2204	60,231,300.00	Total	
Interest Payments	37,986.71	Land Area 7.26 Sq. Miles		LIABILITIES, RESERVES, AND SURPLUS	
DEFERRED CHARGES	6,000.71	Net Valuation Taxable-Municipal	61,154,553	Cash Liabilities	
SCHOOL, COUNTY, SPECIAL DISTRICT TAXES	1,831,280.77	Net Valuation Taxable-County	91,256,581	Reserves for Receivables	
RESERVE FOR UNCOLLECTED TAXES	321,100.00	State Equalized Valuation	91,497,560	Surplus Dec. 31, 1984	
EXPENDITURES TOTAL	4,212,110.76	State Equalization Ratio	66.50	Total	

0411
Population 1980 5,764
Population 1984 5,841
S & P Rating
Moody Rating BAA1

General Tax Rate Per \$100. 4.49
State Equalized Tax Rate 3.23

CLEMENTON BOROUGH - CAMDEN CO.

Form of Government:

Borough Council

Number of Members on Governing Body - 6

PER CAPITA:

Gross Debt 527.25
Net Debt 98.37
Debt Service 15.87
Total Tax Levy 454.73
Municipal Expenditures 228.27

PER CENT:

Gross Debt 4.03
Net Debt .75
Tax Levy Collected 92.69
Tax Levy Cancelled, Abated or Adjusted

EXPENDITURES		REVENUES-REALIZED		1984 PROPERTY TAX	
GENERAL GOVERNMENT		1984 Property Taxes Collected		STATE EQUALIZED TAX RATE	
Governing Body & Public Boards			2,462,916.02	Local District School Taxes	.77 631,706.50
Municipal Clerk				Regional & Consolidated School Tax	.71 586,330.43
Financial Administration	21,688.00	1984 Payments in Lieu of Taxes		School Taxes in Municipal Budget	
Assessment of Taxes	12,256.73	Delinquent Tax & Lien Collections	165,365.92	County Taxes	1.13 925,032.00
Collection of Taxes	32,177.00	Business Personalty Replacement Taxes	28,141.77	County Library Taxes	.03 21,182.00
Planning, Housing & Development	5,566.09	Taxes from Public Utilities	232,456.00	Local Municipal Purpose Taxes	.59 485,400.00
Human Resources		Other Miscellaneous Tax Revenues		Veteran & Senior Citizen Taxes	68,200.00
Elections	3,774.52	State Aid Revenues	87,660.62	Total Taxes for Rate Computation	3.23 2,717,850.93
General Administration (other)	145,014.00	Federal Aid Revenues		Special District Taxes	
JUDICIARY		State and Local Fiscal Assistance Act Utilized	23,759.63	Bank Corp. Taxes	515.02
Municipal Courts	20,870.91	Sale of Acquired Property		Added and Omitted Taxes	5,886.77
PUBLIC SAFETY		Other Miscellaneous Revenues	168,151.13	Total Taxes Levied - ABSTRACT	2,656,052.72
Fire Protection	25,026.00	Total	3,168,451.09	Total Taxes Billed	2,657,079.63
Police Protection	346,469.17	Prior Years Surplus Appropriated	320,000.00	1984 TAXES COLLECTED	2,462,916.02
Civil Defense & Disaster Control	400.00	REVENUES TOTAL	3,488,451.09	1984 Taxes Cancelled, Abated or Adjusted	
Environmental Inspection & Control	16,915.00	Reserve For Uncollected Taxes	287,459.75	Transfer to Tax Title Liens or Foreclosed	
Other Public Safety		CAPITAL OUTLAY TOTAL	151,653.86	Balance Outstanding Dec. 31, 1984	194,163.61
PUBLIC WORKS				PRIOR YEARS TAXES OUTSTANDING	
Streets and Drainage	112,343.49	Public Enterprises	33,064.16	Balance January 1, 1984	121,933.41
Sewers and Sewage Processing		Recreation—Culture		Collected in 1984	121,933.41
Garbage and Trash Disposal	86,985.48	Public Works	53,596.67	Cancelled, Abated or Adjusted 1984	
Public Buildings and Grounds	16,817.18	Buildings and Grounds	64,993.03	Transfers to Tax Title Liens or Foreclosed	
Other Public Works		Library and Education		Balance December 31, 1984	
HEALTH and WELFARE		Conservation		TAX TITLE LIENS OUTSTANDING	
Health Services Except Environmental	2,235.00	All Other		Balance January 1, 1984	166,672.55
Welfare-Public Assistance	1,634.42	CAPITAL DEBT AUTHORIZED, DECEMBER 31, 1984		Transfer From Taxes	
Hospitals, Clinics, First Aid		ISSUED AND UNISSUED		Redeemed in 1984	43,432.51
Animal, Insect, & Rodent Control		School	1,961,004	Cancelled, Abated or Adjusted (1984)	
Other Welfare Services		Self-Liquidating	596,380	Transfers to Foreclosed Property	
RECREATION and CONSERVATION		Other	522,300	Balance December 31, 1984	123,240.04
Beaches and Boardwalks		Total	3,079,684	PROPERTY ACQUIRED BY DEED OR FORECLOSURE	
Parks, Playgrounds, Shade Trees	400.00	ISSUED AND OUTSTANDING		Balance January 1, 1984	50,792.95
Land Reclamation & Conservation		School	1,910,713.28	Transfers From Taxes or Liens	
Other Recreational Services	730.00	Self-Liquidating	572,330.00	Sale for Cash (1984)	
EDUCATION (excluding schools)		Other	522,300.00	Cancelled, Abated or Adjusted (1984)	
Libraries	7,650.00	Total	3,005,393.28	Balance December 31, 1984	50,792.95
Other Educational Services		EQUALIZED VALUATION BASIS		CURRENT FINANCES DECEMBER 31, 1984	
STATUTORY EXPENDITURES		FOR NET DEBT COMPUTATION	76,452,432	ASSETS	
Pensions & F. I. C. A.	54,950.00	REAL PROPERTY VALUATIONS		Cash Dec. 31, 1984	653,799.28
Employee Fringe Benefits	31,000.00	Code Class # of Parcels % VAL'N		Taxes Receivable	194,163.61
Other Statutory Expenditures	1,000.00	1 Vacant Land 235 3.42	1,986,930.00	Tax Title Liens	123,240.04
CETA And Other Public Employment Programs		2 Residential 1666 75.35	43,751,050.00	Foreclosed Property	50,792.95
MUNICIPAL FUNCTIONS TOTAL	946,461.06	3 Farm		Emergencies & Other Deferred Charges	2,739.73
CAPITAL IMPROVEMENTS *M.F.U.*	22,000.00	4a Commercial 60 15.84	9,199,425.00	State and Federal Aid Receivable	1,195.01
DEBT SERVICE		4b Industrial 1 .07	39,400.00	Other Receivables	23,491.24
Principal Payments	60,000.00	4c Apartments 7 5.32	3,089,250.00	Total	1,049,421.86
Interest Payments	32,681.26	Total 2028	53,065,055.00	LIABILITIES, RESERVES, AND SURPLUS	
DEFERRED CHARGES	5,720.00	Land Area 1.91 Sq. Miles		Cash Liabilities	273,983.47
SCHOOL, COUNTY, SPECIAL DISTRICT TAXES	2,104,250.93	Net Valuation Taxable-Municipal	59,033,444	Reserves for Receivables	391,687.84
RESERVE FOR UNCOLLECTED TAXES	287,459.75	Net Valuation Taxable-County	78,289,654	Surplus Dec. 31, 1984	383,750.55
EXPENDITURES TOTAL	3,497,573.00	State Equalized Valuation	81,748,933	Total	1,049,421.86
		State Equalization Ratio	71.88		

0206
 Population 1980 21,464
 Population 1984 21,021
 S & P Rating
 Moody Rating AAA
 General Tax Rate Per \$100. 4.25
 State Equalized Tax Rate 1.92

CLIFFSIDE PARK BOROUGH – BERGEN CO.
Form of Government:
Borough Council
Number of Members on Governing Body – 6

PER CAPITA:
 Gross Debt 312.06
 Net Debt 294.00
 Debt Service 54.30
 Total Tax Levy 673.38
 Municipal Expenditures 383.93
 PER CENT:
 Gross Debt .97
 Net Debt .91
 Tax Levy Collected 96.95
 Tax Levy Cancelled, Abated or Adjusted .01

EXPENDITURES		REVENUES-REALIZED		1984 PROPERTY TAX	
GENERAL GOVERNMENT				STATE EQUALIZED TAX RATE .79	
Governing Body & Public Boards	1,000.00	1984 Property Taxes Collected 13,710,331.18		Local District School Taxes	5,833,665.50
Municipal Clerk		1984 Payments in Lieu of Taxes		Regional & Consolidated School Tax	
Financial Administration	25,000.00	Delinquent Tax & Lien Collections 241,839.23		School Taxes in Municipal Budget	
Assessment of Taxes	42,163.00	Business Personalty Replacement Taxes 150,926.92		County Taxes	2,548,398.07
Collection of Taxes	117,765.00	Taxes from Public Utilities 655,052.00		County Library Taxes	
Planning, Housing & Development	48,060.95	Other Miscellaneous Tax Revenues		Local Municipal Purpose Taxes	5,736,648.00
Human Resources		State Aid Revenues 199,285.22		Veteran & Senior Citizen Taxes	190,800.00
Elections		Federal Aid Revenues		Total Taxes for Rate Computation	14,309,511.57
General Administration (other)	552,897.00	State and Local Fiscal Assistance Act, Utilized		Special District Taxes	
JUDICIARY		Sale of Acquired Property		Bank Corp. Taxes	21,778.77
Municipal Courts	61,705.00	Other Miscellaneous Revenues		Added and Omitted Taxes	14,567.17
PUBLIC SAFETY		Total 15,061,086.31		Total Taxes Levied - ABSTRACT	14,155,057.51
Fire Protection	557,933.69	Prior Years Surplus Appropriated		Total Taxes Billed	14,141,479.79
Police Protection	1,334,271.39	REVENUES TOTAL 16,161,086.31		1984 TAXES COLLECTED	13,710,831.18
Civil Defense & Disaster Control	1,100.00	Reserve For Uncollected Taxes		1984 Taxes Cancelled, Abated or Adjusted	956.25
Environmental Inspection & Control	19,797.00	CAPITAL OUTLAY TOTAL 253,696.32		Transfer to Tax Title Liens or Foreclosed	695,300.00
Other Public Safety				Balance Outstanding Dec. 31, 1984	422,739.36
PUBLIC WORKS				PRIOR YEARS TAXES OUTSTANDING	
Streets and Drainage	510,771.00	Public Enterprises		Balance January 1, 1984	234,580.17
Sewers and Sewage Processing	1,077,539.14	Recreation—Culture		Collected in 1984	234,580.17
Garbage and Trash Disposal	412,255.00	Public Works		Cancelled, Abated or Adjusted 1984	
Public Buildings and Grounds	90,257.00	Buildings and Grounds		Transfers to Tax Title Liens or Foreclosed	
Other Public Works	95,000.00	Library and Education		Balance December 31, 1984	
HEALTH and WELFARE		Conservation		TAX TITLE LIENS OUTSTANDING	
Health Services Except Environmental	73,422.00	All Other		Balance January 1, 1984	18,343.48
Welfare-Public Assistance	16,312.00	CAPITAL DEBT AUTHORIZED, DECEMBER 31, 1984		Transfer From Taxes	6,953.00
Hospitals, Clinics, First Aid		ISSUED AND UNISSUED GROSS DEBT NET DEBT		Redeemed in 1984	7,259.06
Animal, Insect, & Rodent Control		School 90,000		Cancelled, Abated or Adjusted (1984)	
Other Welfare Services		Self-liquidating 6,469,750		Transfers to Foreclosed Property	
RECREATION and CONSERVATION		Other 6,559,750		Balance December 31, 1984	18,037.42
Beaches and Boardwalks		Total 6,559,750		PROPERTY ACQUIRED BY DEED OR FORECLOSURE	
Parks, Playgrounds, Shade Trees	33,879.00	ISSUED AND OUTSTANDING		Balance January 1, 1984	31,661.78
Land Reclamation & Conservation		School 90,000.00		Transfers From Taxes or Liens	
Other Recreational Services	55,143.00	Self-Liquidating		Sale for Cash (1984)	
EDUCATION (excluding schools)		Other 6,162,900.00		Cancelled, Abated or Adjusted (1984)	
Libraries	175,225.00	Total 6,252,900.00		Balance December 31, 1984	31,661.78
Other Educational Services		EQUALIZED VALUATION BASIS		CURRENT FINANCES DECEMBER 31, 1984	
STATUTORY EXPENDITURES		FOR NET DEBT COMPUTATION		ASSETS	
Pensions & F. I. C. A.	578,048.37	REAL PROPERTY VALUATIONS		Cash Dec. 31, 1984	1,484,504.16
Employee Fringe Benefits	213,500.00	Code Class # of Parcels % VAL'N		Taxes Receivable	422,739.36
Other Statutory Expenditures	1.00	1 Vacant Land 138 1.73		Tax Title Liens	18,037.42
CETA And Other Public Employment Programs		2 Residential 4837 79.13		Foreclosed Property	31,661.78
MUNICIPAL FUNCTIONS		3 Farm		Emergencies & Other Deferred Charges	183,191.64
CAPITAL IMPROVEMENTS *MEMO*	35,000.00	4a Commercial 237 8.70		State and Federal Aid Receivable	3,600.00
DEBT SERVICE		4b Industrial 14 .78		Other Receivables	4,881.84
Principal Payments	630,500.00	4c Apartments 140 9.67		Total	2,148,616.20
Interest Payments	510,986.83	Total 5366		LIABILITIES, RESERVES, AND SURPLUS	
DEFERRED CHARGES		Land Area 1.00 Sq. Miles		Cash Liabilities	995,161.20
SCHOOL, COUNTY, SPECIAL DISTRICT TAXES	124,147.47	Net Valuation Taxable-Municipal		Reserves for Receivables	477,320.40
RESERVE FOR UNCOLLECTED TAXES	8,382,063.57	Net Valuation Taxable-County		Surplus Dec. 31, 1984	676,134.60
EXPENDITURES TOTAL	16,452,728.91	State Equalized Valuation		Total	2,148,616.20
		State Equalization Ratio			

1602
Population 1980 74,388
Population 1984 75,810
S & P Rating
Moody Rating AAA

General Tax Rate Per \$100. 4.16
State Equalized Tax Rate 1.96

CLIFTON CITY - PASSAIC COUNTY
Form of Government:
Council-Manager (1923)
Number of Members on Governing Body - 7

PER CAPITA:
Gross Debt 425.37
Net Debt 379.34
Debt Service 47.42
Total Tax Levy 639.80
Municipal Expenditures 412.37

PER CENT:
Gross Debt 1.40
Net Debt 1.25
Tax Levy Collected 97.40
Tax Levy Cancelled, Abated or Adjusted .50

EXPENDITURES		REVENUES-REALIZED		1984 PROPERTY TAX	
GENERAL GOVERNMENT				STATE EQUALIZED TAX RATE	
Governing Body & Public Boards	35,038.00	1984 Property Taxes Collected	47,189,566.15	Local District School Taxes .80	19,613,800.00
Municipal Clerk	156,825.00	1984 Payments in Lieu of Taxes	124,423.17	Regional & Consolidated School Tax	
Financial Administration	221,694.00	Delinquent Tax & Lien Collections	1,198,015.97	School Taxes in Municipal Budget .02	575,716.00
Assessment of Taxes	182,755.00	Business Personality Replacement Taxes	3,161,014.36	County Taxes .65	16,031,449.89
Collection of Taxes	192,380.00	Taxes from Public Utilities	5,985,722.00	County Library Taxes	
Planning, Housing & Development	51,617.00	Other Miscellaneous Tax Revenues		Local Municipal Purpose Taxes .49	11,970,550.11
Human Resources	95.00	State Aid Revenues	716,230.78	Veteran & Senior Citizen Taxes	1,000,765.00
Elections	21,690.00	Federal Aid Revenues	200,000.00	Total Taxes for Rate Computation 1.96	49,192,281.00
General Administration (other)	1,731,212.72	State and Local Fiscal Assistance Act Utilized	493,494.74	Special District Taxes	
JUDICIARY		Sale of Acquired Property		Bank Corp. Taxes	175,993.56
Municipal Courts	659,695.00	Other Miscellaneous Revenues	5,105,939.13	Added and Omitted Taxes	135,699.22
PUBLIC SAFETY		Total	64,174,410.30	Total Taxes Levied - ABSTRACT	48,503,208.78
Fire Protection	4,247,311.26	Prior Years Surplus Appropriated	2,600,000.00	Total Taxes Billed	48,451,682.13
Police Protection	4,725,832.34	REVENUES TOTAL	66,774,410.30	1984 TAXES COLLECTED	47,189,566.15
Civil Defense & Disaster Control	14,335.00	Reserve For Uncollected Taxes	2,650,533.38	1984 Taxes Cancelled, Abated or Adjusted	243,639.62
Environmental Inspection & Control	213,012.00	CAPITAL OUTLAY TOTAL	5,880,324.57	Transfer to Tax Title Liens or Foreclosed	34,171.86
Other Public Safety	278,696.00			Balance Outstanding Dec. 31, 1984	984,304.50
PUBLIC WORKS		Public Enterprises		PRIOR YEARS TAXES OUTSTANDING	
Streets and Drainage	1,031,737.00	Recreation—Culture	154,092.89	Balance January 1, 1984	1,273,393.04
Sewers and Sewage Processing	4,642,230.00	Public Works	4,776,709.32	Collected in 1984	1,180,336.03
Garbage and Trash Disposal		Buildings and Grounds	112,752.81	Cancelled, Abated or Adjusted 1984	74,372.00
Public Buildings and Grounds	324,910.00	Library and Education	337,269.55	Transfers to Tax Title Liens or Foreclosed	
Other Public Works	439,480.00	Conservation		Balance December 31, 1984	18,685.01
HEALTH and WELFARE		All Other		TAX TITLE LIENS OUTSTANDING	
Health Services Except Environmental	474,213.50			Balance January 1, 1984	280,818.82
Welfare-Public Assistance	57,777.00			Transfer From Taxes	34,171.86
Hospitals, Clinics, First Aid				Redeemed in 1984	17,679.94
Animal, Insect, & Rodent Control	37,920.00			Cancelled, Abated or Adjusted (1984)	
Other Welfare Services				Transfers to Foreclosed Property	
RECREATION and CONSERVATION				Balance December 31, 1984	297,310.74
Beaches and Boardwalks	733,110.00			PROPERTY ACQUIRED BY DEED OR FORECLOSURE	
Parks, Playgrounds, Shade Trees	740.00			Balance January 1, 1984	38,624.00
Land Reclamation & Conservation	82,242.00			Transfers From Taxes or Liens	
Other Recreational Services				Sale for Cash (1984)	
EDUCATION (excluding schools)				Cancelled, Abated or Adjusted (1984)	
Libraries	692,575.00			Balance December 31, 1984	38,624.00
Other Educational Services				CURRENT FINANCES DECEMBER 31, 1984	
STATUTORY EXPENDITURES				ASSETS	
Pensions & F. I. C. A.	2,463,442.00			Cash Dec. 31, 1984	9,959,850.66
Employee Fringe Benefits	1,223,786.00			Taxes Receivable	1,002,989.51
Other Statutory Expenditures	25,000.00			Tax Title Liens	297,310.74
CETA And Other Public Employment Programs				Foreclosed Property	38,624.00
MUNICIPAL FUNCTIONS TOTAL	25,011,408.32			Emergencies & Other Deferred Charges	21,040.00
CAPITAL IMPROVEMENTS *MEMO*	200,000.00			State and Federal Aid Receivable	12,098.07
DEBT SERVICE				Other Receivables	603,930.85
Principal Payments	1,690,000.00			Total	11,935,843.83
Interest Payments	1,904,674.23			LIABILITIES, RESERVES, AND SURPLUS	
TYPE I SCHL DEBT *MEMO*	575,715.86			Cash Liabilities	7,683,468.15
DEFERRED CHARGES	5,260.00			Reserves for Receivables	1,942,855.10
SCHOOL, COUNTY, SPECIAL DISTRICT TAXES	36,220,965.89			Surplus Dec. 31, 1984	2,309,520.58
RESERVE FOR UNCOLLECTED TAXES	2,650,533.38			Total	11,935,843.83
EXPENDITURES TOTAL	67,432,842.37				

1005
 Population 1980 1,910
 Population 1984 1,942
 S & P Rating AAA
 Moody Rating 3AA1
 General Tax Rate Per \$100. 3.33
 State Equalized Tax Rate 2.59

CLINTON TOWN – HUNTERDON COUNTY
Form of Government:
Town Council
Number of Members on Governing Body – 7

PER CAPITA:
 Gross Debt 1,570.88
 Net Debt 615.45
 Debt Service 17.24
 Total Tax Levy 984.26
 Municipal Expenditures 495.58
 PER CENT:
 Gross Debt 4.78
 Net Debt 1.87
 Tax Levy Collected 96.92
 Tax Levy Cancelled, Abated or Adjusted

EXPENDITURES		REVENUES-REALIZED		1984 PROPERTY TAX	
GENERAL GOVERNMENT				STATE EQUALIZED TAX RATE →	
Governing Body & Public Boards		1984 Property Taxes Collected	1,337,268.73	Local District School Taxes .82	592,199.00
Municipal Clerk		1984 Payments in Lieu of Taxes		Regional & Consolidated School Tax .74	534,378.16
Financial Administration	14,064.00	Delinquent Tax & Lien Collections	69,988.92	School Taxes in Municipal Budget	
Assessment of Taxes	36,890.00	Business Personalty Replacement Taxes	42,364.16	County Taxes .40	288,351.37
Collection of Taxes	7,709.00	Taxes from Public Utilities	79,458.00	County Library Taxes .03	18,265.00
Planning, Housing & Development	62,358.41	Other Miscellaneous Tax Revenues		Local Municipal Purpose Taxes .60	438,110.92
Human Resources		State Aid Revenues	16,596.49	Veteran & Senior Citizen Taxes	13,250.00
Elections		Federal Aid Revenues		Total Taxes for Rate Computation 2.59	1,884,554.45
General Administration (other)	85,006.29	State and Local Fiscal Assistance Act Utilized	18,339.00	Special District Taxes	
JUDICIARY		Sale of Acquired Property	13,862.65	Bank Corp. Taxes	21,178.48
Municipal Courts	23,104.59	Other Miscellaneous Revenues	194,395.41	Added and Omitted Taxes	18,958.13
PUBLIC SAFETY		Total	2,272,773.35	Total Taxes Levied - ABSTRACT	1,911,441.06
Fire Protection	15,100.00	Prior Years Surplus Appropriated	150,000.00	Total Taxes Billed	1,895,570.63
Police Protection	177,812.00	REVENUES TOTAL	2,422,773.35	1984 TAXES COLLECTED	1,837,268.73
Civil Defense & Disaster Control	500.00	Reserve For Uncollected Taxes	121,174.07	1984 Taxes Cancelled, Abated or Adjusted	
Environmental Inspection & Control	7,500.00	CAPITAL OUTLAY TOTAL	91,098.85	Transfer to Tax Title Liens or Foreclosed	84.50
Other Public Safety		Public Enterprises	51,345.33	Balance Outstanding Dec. 31, 1984	58,217.70
PUBLIC WORKS		Recreation—Culture		PRIOR YEARS TAXES OUTSTANDING	
Streets and Drainage	163,386.43	Public Works	34,525.51	Balance January 1, 1984	69,076.59
Sewers and Sewage Processing	6,200.00	Buildings and Grounds	5,228.01	Collected in 1984	63,431.96
Garbage and Trash Disposal	86,500.00	Library and Education		Cancelled, Abated or Adjusted 1984	5.30
Public Buildings and Grounds	24,842.00	Conservation		Transfers to Tax Title Liens or Foreclosed	5,633.25
Other Public Works	14,701.00	All Other		Balance December 31, 1984	6.08
HEALTH and WELFARE		CAPITAL DEBT AUTHORIZED, DECEMBER 31, 1984		TAX TITLE LIENS OUTSTANDING	
Health Services Except Environmental	2,456.00	ISSUED AND UNISSUED		Balance January 1, 1984	2,102.40
Welfare-Public Assistance	2,450.00	School	309,954	Transfer From Taxes	6,641.46
Hospitals, Clinics, First Aid		Self-liquidating	2,620,703	Redeemed in 1984	6,556.96
Animal, Insect, & Rodent Control		Other	120,000	Cancelled, Abated or Adjusted (1984)	
Other Welfare Services		Total	3,050,657	Transfers to Foreclosed Property	
RECREATION and CONSERVATION		ISSUED AND OUTSTANDING		Balance December 31, 1984	2,186.90
Beaches and Boardwalks		School	280,303.38	PROPERTY ACQUIRED BY DEED OR	
Parks, Playgrounds, Shade Trees	9,902.42	Self-Liquidating	2,032,000.00	FORECLOSURE	
Land Reclamation & Conservation	100.00	Other	120,000.00	Balance January 1, 1984	
Other Recreational Services		Total	2,432,303.38	Transfers From Taxes or Liens	
EDUCATION (excluding schools)		EQUALIZED VALUATION BASIS		Sale for Cash (1984)	
Libraries	1,000.00	FOR NET DEBT COMPUTATION	63,823,840	Cancelled, Abated or Adjusted (1984)	
Other Educational Services	1,300.00	REAL PROPERTY VALUATIONS		Balance December 31, 1984	
STATUTORY EXPENDITURES		Code Class # of Parcels % VAL'N	ASSESSED VALUATION	CURRENT FINANCES DECEMBER 31, 1984	
Pensions & F. I. C. A.	30,939.46	1 Vacant Land 60 3.06	1,678,300.00	ASSETS	
Employee Fringe Benefits	10,500.00	2 Residential 520 66.23	36,344,500.00	Cash Dec. 31, 1984	598,288.08
Other Statutory Expenditures	2,000.00	3 Farm 10 .46	255,300.00	Taxes Receivable	58,223.78
CETA And Other Public Employment Programs		4a Commercial 106 26.29	14,425,700.00	Tax Title Liens	2,186.90
MUNICIPAL FUNCTIONS TOTAL	786,322.60	4b Industrial		Foreclosed Property	
CAPITAL IMPROVEMENTS *MEM(I)*	53,150.00	4c Apartments 4 3.96	2,170,900.00	Emergencies & Other Deferred Charges	80,000.00
DEBT SERVICE		Total 700	54,874,700.00	State and Federal Aid Receivable	483.21
Principal Payments	20,000.00	Land Area 1.30 Sq. Miles		Other Receivables	3,753.79
Interest Payments	13,475.28	Net Valuation Taxable-Municipal	55,521,080	Total	742,935.76
DEFERRED CHARGES	21,450.00	Net Valuation Taxable-County	63,555,259	LIABILITIES, RESERVES, AND SURPLUS	
SCHOOL, COUNTY, SPECIAL DISTRICT TAXES	1,433,193.53	State Equalized Valuation	72,239,364	Cash Liabilities	236,446.22
RESERVE FOR UNCOLLECTED TAXES	121,174.07	State Equalization Ratio	76.65	Reserves for Receivables	64,164.47
EXPENDITURES TOTAL	2,395,615.48			Surplus Dec. 31, 1984	442,325.07
				Total	742,935.76

1006
 Population 1980 **7,345**
 Population 1984 **8,849**
 S & P Rating
 Moody Rating **AAA**

General Tax Rate Per \$100. **2.06**
 State Equalized Tax Rate **1.93**

CLINTON TOWNSHIP – HUNTERDON CO.
Form of Government:
Small Municipality Plan C (OMCL 50)
Number of Members on Governing Body – 5

PER CAPITA:
 Gross Debt **295.30**
 Net Debt **125.72**
 Debt Service **31.19**
 Total Tax Levy **940.25**
 Municipal Expenditures **275.81**

PER CENT:
 Gross Debt **.76**
 Net Debt **.33**
 Tax Levy Collected **96.49**
 Tax Levy Cancelled, Abated or Adjusted **1.11**

EXPENDITURES		REVENUES-REALIZED		1984 PROPERTY TAX	
GENERAL GOVERNMENT				STATE EQUALIZED TAX RATE	
Governing Body & Public Boards		1984 Property Taxes Collected	8,053,207.62	Local District School Taxes	3,040,977.00
Municipal Clerk	27,440.00	1984 Payments in Lieu of Taxes		Regional & Consolidated School Tax	2,693,443.48
Financial Administration	23,260.00	Delinquent Tax & Lien Collections	317,164.25	School Taxes in Municipal Budget	
Assessment of Taxes	43,406.10	Business Personalty Replacement Taxes	100,233.04	County Taxes	1,690,231.97
Collection of Taxes	36,140.00	Taxes from Public Utilities	421,022.00	County Library Taxes	107,111.48
Planning, Housing & Development	96,088.00	Other Miscellaneous Tax Revenues		Local Municipal Purpose Taxes	553,313.52
Human Resources		State Aid Revenues	45,475.73	Veteran & Senior Citizen Taxes	52,700.00
Elections		Federal Aid Revenues		Total Taxes for Rate Computation	8,137,777.45
General Administration (other)	205,810.00	State and Local Fiscal Assistance Act Utilized	42,780.15	Special District Taxes	
JUDICIARY		Sale of Acquired Property		Bank Corp. Taxes	4,053.53
Municipal Courts	47,650.00	Other Miscellaneous Revenues	770,454.07	Added and Omitted Taxes	231,133.62
PUBLIC SAFETY		Total	9,750,336.86	Total Taxes Levied - ABSTRACT	8,320,264.60
Fire Protection	64,551.60	Prior Years Surplus Appropriated	700,000.00	Total Taxes Billed	8,346,536.40
Police Protection	395,500.00	REVENUES	10,450,336.86	1984 TAXES COLLECTED	8,053,207.62
Civil Defense & Disaster Control	1,550.00	Reserve For Uncollected Taxes	570,594.32	1984 Taxes Cancelled, Abated or Adjusted	92,523.92
Environmental Inspection & Control	64,367.00	CAPITAL OUTLAY	607,404.25	Transfer to Tax Title Liens or Foreclosed	8,281.28
Other Public Safety		TOTAL	607,404.25	Balance Outstanding Dec. 31, 1984	192,523.58
PUBLIC WORKS				PRIOR YEARS TAXES OUTSTANDING	
Streets and Drainage	334,650.00	Public Enterprises		Balance January 1, 1984	276,397.14
Sewers and Sewage Processing		Recreation—Culture		Collected in 1984	262,556.73
Garbage and Trash Disposal	20,000.00	Public Works	605,724.25	Cancelled, Abated or Adjusted 1984	258.46
Public Buildings and Grounds	45,510.00	Buildings and Grounds	1,680.00	Transfers to Tax Title Liens or Foreclosed	2,325.83
Other Public Works		Library and Education		Balance December 31, 1984	11,256.12
HEALTH and WELFARE		Conservation		TAX TITLE LIENS OUTSTANDING	
Health Services Except Environmental	3,340.00	All Other		Balance January 1, 1984	110,252.82
Welfare-Public Assistance	2,500.00	CAPITAL DEBT AUTHORIZED, DECEMBER 31, 1984		Transfer From Taxes	10,698.72
Hospitals, Clinics, First Aid		ISSUED AND UNISSUED	GROSS DEBT	Redeemed in 1984	54,607.52
Animal, Insect, & Rodent Control	300.00	School	1,500,612	Cancelled, Abated or Adjusted (1984)	
Other Welfare Services		Self-liquidating		Transfers to Foreclosed Property	9,157.61
RECREATION and CONSERVATION		Other	1,112,500	Balance December 31, 1984	57,186.41
Beaches and Boardwalks		Total	2,613,112	PROPERTY ACQUIRED BY DEED OR FORECLOSURE	
Parks, Playgrounds, Shade Trees	19,374.00	ISSUED AND OUTSTANDING		Balance January 1, 1984	61,342.39
Land Reclamation & Conservation	11,312.00	School	1,341,677.74	Transfers From Taxes or Liens	9,157.61
Other Recreational Services		Self-Liquidating		Sale for Cash (1984)	
EDUCATION (excluding schools)		Other	1,065,000.00	Cancelled, Abated or Adjusted (1984)	
Libraries		Total	2,406,677.74	Balance December 31, 1984	70,500.00
Other Educational Services		EQUALIZED VALUATION BASIS		CURRENT FINANCES DECEMBER 31, 1984	
STATUTORY EXPENDITURES		FOR NET DEBT COMPUTATION	342,108,948	ASSETS	
Pensions & F. I. C. A.	97,000.00	REAL PROPERTY VALUATIONS		Cash Dec. 31, 1984	4,329,677.80
Employee Fringe Benefits	44,650.00	Code Class # of Parcels % VAL'N	ASSESSED VALUATION	Taxes Receivable	203,779.70
Other Statutory Expenditures	6,000.00	1 Vacant Land 347 3.00	11,634,650.00	Tax Title Liens	57,186.41
CETA and Other Public Employment Programs		2 Residential 2111 54.38	210,802,750.00	Foreclosed Property	70,500.00
MUNICIPAL FUNCTIONS	TOTAL	3 Farm 469 5.17	20,034,800.00	Emergencies & Other Deferred Charges	78,763.60
CAPITAL IMPROVEMENTS	*MEMO*	4a Commercial 96 34.45	133,529,950.00	State and Federal Aid Receivable	
DEBT SERVICE		4b Industrial 7 2.83	10,988,200.00	Other Receivables	219,795.02
Principal Payments	207,500.00	4c Apartments 3 .16	632,000.00	Total	4,959,702.53
Interest Payments	68,540.25	Total 3033	387,622,350.00	LIABILITIES, RESERVES, AND SURPLUS	
DEFERRED CHARGES		Land Area 30.06 Sq. Miles		Cash Liabilities	3,202,355.14
SCHOOL, COUNTY, SPECIAL DISTRICT TAXES	7,531,763.93	Net Valuation Taxable-Municipal	393,946,737	Reserves for Receivables	551,261.13
RESERVE FOR UNCOLLECTED TAXES	570,594.32	Net Valuation Taxable-County	380,305,247	Surplus Dec. 31, 1984	1,206,086.26
EXPENDITURES	TOTAL	State Equalized Valuation	420,896,030	Total	4,959,702.53
		State Equalization Ratio	93.50		

0207

Population 1980 3,164
 Population 1984 8,170
 S & P Rating AAA
 Moody Rating AAA

General Tax Rate Per \$100.

2.77

State Equalized Tax Rate

2.38

CLOSTER BOROUGH – BERGEN COUNTY**Form of Government:****Borough Council****Number of Members on Governing Body – 6**

PER CAPITA:

Gross Debt 834.51
 Net Debt 801.16
 Debt Service 87.54
 Total Tax Levy 1,081.81
 Municipal Expenditures 484.79

PER CENT:

Gross Debt 2.03
 Net Debt 1.94
 Tax Levy Collected 97.76
 Tax Levy Cancelled, Abated or Adjusted .05

EXPENDITURES		REVENUES-REALIZED		1984 PROPERTY TAX	
GENERAL GOVERNMENT				STATE EQUALIZED TAX RATE	
Governing Body & Public Boards		1984 Property Taxes Collected	8,642,594.91	Local District School Taxes .85	3,127,104.25
Municipal Clerk	51,706.63	1984 Payments in Lieu of Taxes		Regional & Consolidated School Tax .64	2,372,989.21
Financial Administration	96,819.64	Delinquent Tax & Lien Collections	153,433.57	School Taxes in Municipal Budget	
Assessment of Taxes	17,599.97	Business Personalty Replacement Taxes	94,023.88	County Taxes .36	1,309,436.66
Collection of Taxes	4,800.00	Taxes from Public Utilities	1,063,669.00	County Library Taxes	
Planning, Housing & Development	30,962.94	Other Miscellaneous Tax Revenues		Local Municipal Purpose Taxes .53	1,944,059.94
Human Resources	3,200.00	State Aid Revenues	66,685.78	Veteran & Senior Citizen Taxes	76,550.00
Elections	1,500.00	Federal Aid Revenues		Total Taxes for Rate Computation 2.38	8,830,140.06
General Administration (other)	300,957.84	State and Local Fiscal Assistance Act Utilized	71,084.00	Special District Taxes	
JUDICIARY		Sale of Acquired Property		Bank Corp. Taxes	23,117.15
Municipal Courts	40,867.08	Other Miscellaneous Revenues	358,531.56	Added and Omitted Taxes	61,654.44
PUBLIC SAFETY		Total	10,450,022.30	Total Taxes Levied - ABSTRACT	8,838,361.65
Fire Protection	109,120.33	Prior Years Surplus Appropriated	225,000.00	Total Taxes Billed	8,840,733.25
Police Protection	829,107.74	REVENUES TOTAL	10,675,022.30	1984 TAXES COLLECTED	8,642,594.91
Civil Defense & Disaster Control	100.00	Reserve For Uncollected Taxes	254,022.00	1984 Taxes Cancelled, Abated or Adjusted	4,130.07
Environmental Inspection & Control	26,203.20	CAPITAL OUTLAY TOTAL	163,325.60	Transfer to Tax Title Liens or Foreclosed	1,174.48
Other Public Safety				Balance Outstanding Dec. 31, 1984	192,833.79
PUBLIC WORKS				PRIOR YEARS TAXES OUTSTANDING	
Streets and Drainage	304,563.00	Public Enterprises		Balance January 1, 1984	153,433.57
Sewers and Sewage Processing	205,657.27	Recreation—Culture		Collected in 1984	153,433.57
Garbage and Trash Disposal	295,794.55	Public Works	128,844.40	Cancelled, Abated or Adjusted 1984	
Public Buildings and Grounds	21,750.00	Buildings and Grounds	34,481.20	Transfers to Tax Title Liens or Foreclosed	
Other Public Works	52,000.00	Library and Education		Balance December 31, 1984	
HEALTH and WELFARE		Conservation		TAX TITLE LIENS OUTSTANDING	
Health Services Except Environmental	53,787.56	All Other		Balance January 1, 1984	5,235.46
Welfare-Public Assistance	2,200.00	CAPITAL DEBT AUTHORIZED, DECEMBER 31, 1984		Transfer From Taxes	1,174.48
Hospitals, Clinics, First Aid		ISSUED AND UNISSUED		Redeemed in 1984	
Animal, Insect, & Rodent Control		School	217,028	Cancelled, Abated or Adjusted (1984)	36.50
Other Welfare Services		Self-liquidating		Transfers to Foreclosed Property	
RECREATION and CONSERVATION		Other	6,600,891	Balance December 31, 1984	6,373.44
Beaches and Boardwalks		Total	6,817,920	PROPERTY ACQUIRED BY DEED OR FORECLOSURE	
Parks, Playgrounds, Shade Trees	9,150.00	ISSUED AND OUTSTANDING		Balance January 1, 1984	130,531.25
Land Reclamation & Conservation	700.00	School	217,028.40	Transfers From Taxes or Liens	
Other Recreational Services	43,108.00	Self-Liquidating		Sale for Cash (1984)	
EDUCATION (excluding schools)		Other	6,445,000.00	Cancelled, Abated or Adjusted (1984)	
Libraries	105,635.00	Total	6,662,028.40	Balance December 31, 1984	130,531.25
Other Educational Services		EQUALIZED VALUATION BASIS		CURRENT FINANCES DECEMBER 31, 1984	
STATUTORY EXPENDITURES		FOR NET DEBT COMPUTATION	336,543,581	ASSETS	
Pensions & F. I. C. A.	227,332.00	REAL PROPERTY VALUATIONS		Cash Dec. 31, 1984	687,448.55
Employee Fringe Benefits	104,000.00	Code Class # of Parcels % VAL'N		Taxes Receivable	192,833.79
Other Statutory Expenditures	10,500.00	1 Vacant Land 187 3.18	9,917,200.00	Tax Title Liens	6,373.44
CETA And Other Public Employment Programs		2 Residential 2497 84.65	263,652,100.00	Foreclosed Property	130,531.25
MUNICIPAL FUNCTIONS TOTAL	2,949,127.81	3 Farm 5 .16	472,700.00	Emergencies & Other Deferred Charges	57,400.00
CAPITAL IMPROVEMENTS *MEMO*	10,000.00	4a Commercial 99 10.11	31,486,900.00	State and Federal Aid Receivable	
DEBT SERVICE		4b Industrial 7 1.87	5,839,600.00	Other Receivables	1,561.28
Principal Payments	300,000.00	4c Apartments 1 .03	80,600.00	Total	1,076,148.31
Interest Payments	415,167.50	Total 2796	311,449,100.00	LIABILITIES, RESERVES, AND SURPLUS	
DEFERRED CHARGES	42,412.00	Land Area 3.17 Sq. Miles		Cash Liabilities	442,806.05
SCHOOL, COUNTY, SPECIAL DISTRICT TAXES	6,809,530.12	Net Valuation Taxable-Municipal	316,934,253	Reserves for Receivables	331,299.76
RESERVE FOR UNCOLLECTED TAXES	254,022.00	Net Valuation Taxable-County	345,517,888	Surplus Dec. 31, 1984	302,042.50
EXPENDITURES TOTAL	10,770,259.43	State Equalized Valuation	367,803,790	Total	1,076,148.31
		State Equalization Ratio	85.96		

0412
Population 1980 15,838
Population 1984 15,857
S & P Rating
Moody Rating AA

General Tax Rate Per \$100. 3.10
State Equalized Tax Rate 3.04

COLLINGSWOOD BOROUGH - CAMDEN CO.
Form of Government:
Commission (1911)
Number of Members on Governing Body - 3

PER CAPITA:
Gross Debt 213.34
Net Debt 162.57
Debt Service 10.58
Total Tax Levy 520.69
Municipal Expenditures 212.11

PER CENT:
Gross Debt 1.37
Net Debt 1.04
Tax Levy Collected 96.16
Tax Levy Cancelled, Abated or Adjusted .32

EXPENDITURES		REVENUES-REALIZED		1984 PROPERTY TAX	
GENERAL GOVERNMENT				STATE EQUALIZED TAX RATE	
Governing Body & Public Boards		1984 Property Taxes Collected	7,920,612.31	Local District School Taxes 1.35	3,653,265.07
Municipal Clerk		1984 Payments in Lieu of Taxes		Regional & Consolidated School Tax	
Financial Administration	10,225.00	Delinquent Tax & Lien Collections	206,577.62	School Taxes in Municipal Budget	
Assessment of Taxes	14,911.00	Business Personalty Replacement Taxes	115,352.16	County Taxes 1.10	2,971,381.00
Collection of Taxes	48,606.00	Taxes from Public Utilities	663,254.00	County Library Taxes	
Planning, Housing & Development	9,237.00	Other Miscellaneous Tax Revenues		Local Municipal Purpose Taxes .59	1,592,000.00
Human Resources	11,000.00	State Aid Revenues	229,468.69	Veteran & Senior Citizen Taxes	194,400.00
Elections	8,100.00	Federal Aid Revenues		Total Taxes for Rate Computation 3.04	8,411,046.07
General Administration (other)	177,117.95	State and Local Fiscal Assistance Act Utilized	62,148.00	Special District Taxes	
JUDICIARY		Sale of Acquired Property		Bank Corp. Taxes	20,324.20
Municipal Courts	57,240.00	Other Miscellaneous Revenues	391,206.13	Added and Omitted Taxes	19,585.16
PUBLIC SAFETY		Total	9,589,118.91	Total Taxes Levied - ABSTRACT	8,256,555.43
Fire Protection	273,437.29	Prior Years Surplus Appropriated	335,000.00	Total Taxes Billed	8,237,258.18
Police Protection	796,851.00	REVENUES TOTAL	9,924,118.91	1984 TAXES COLLECTED	7,920,612.31
Civil Defense & Disaster Control	430.00	Reserve For Uncollected Taxes	438,265.31	1984 Taxes Cancelled, Abated or Adjusted	25,991.58
Environmental Inspection & Control	36,535.00	CAPITAL OUTLAY TOTAL	244,623.17	Transfer to Tax Title Liens or Foreclosed	44,211.00
Other Public Safety				Balance Outstanding Dec. 31, 1984	246,443.29
PUBLIC WORKS				PRIOR YEARS TAXES OUTSTANDING	
Streets and Drainage	348,179.55	Public Enterprises	197,342.17	Balance January 1, 1984	220,868.33
Sewers and Sewage Processing		Recreation—Culture		Collected in 1984	197,065.33
Garbage and Trash Disposal	243,320.00	Public Works	41,901.00	Cancelled, Abated or Adjusted 1984	92.45
Public Buildings and Grounds	32,257.12	Buildings and Grounds	5,380.00	Transfers to Tax Title Liens or Foreclosed	18,354.24
Other Public Works		Library and Education		Balance December 31, 1984	5,356.31
HEALTH and WELFARE		Conservation		TAX TITLE LIENS OUTSTANDING	
Health Services Except Environmental	225.00	All Other		Balance January 1, 1984	34,538.93
Welfare-Public Assistance	12,029.12	CAPITAL DEBT AUTHORIZED, DECEMBER 31, 1984		Transfer From Taxes	67,220.83
Hospitals, Clinics, First Aid		ISSUED AND UNISSUED		Redeemed in 1984	9,512.29
Animal, Insect, & Rodent Control	7,000.00	SCHOOL	805,000	Cancelled, Abated or Adjusted (1984)	
Other Welfare Services		Self-Liquidating	1,467,550	Transfers to Foreclosed Property	
RECREATION and CONSERVATION		Other	1,110,400	Balance December 31, 1984	92,247.47
Beaches and Boardwalks		Total	3,382,950	PROPERTY ACQUIRED BY DEED OR	
Parks, Playgrounds, Shade Trees	62,759.54	ISSUED AND OUTSTANDING		FORECLOSURE	
Land Reclamation & Conservation	250.00	SCHOOL	805,000.00	Balance January 1, 1984	3,250.00
Other Recreational Services	48,141.94	Self-Liquidating	1,140,150.00	Transfers From Taxes or Liens	
EDUCATION (excluding schools)		Other	455,000.00	Sale for Cash (1984)	
Libraries	149,591.00	Total	2,900,150.00	Cancelled, Abated or Adjusted (1984)	
Other Educational Services		EQUALIZED VALUATION BASIS		Balance December 31, 1984	3,250.00
STATUTORY EXPENDITURES		FOR NET DEBT COMPUTATION	247,562,494	CURRENT FINANCES DECEMBER 31, 1984	
Pensions & F. I. C. A.	230,100.00	REAL PROPERTY VALUATIONS		ASSETS	
Employee Fringe Benefits	111,700.00	Code Class # of Parcels % VAL'N		Cash Dec. 31, 1984	1,169,195.97
Other Statutory Expenditures		1 Vacant Land 150 .93	2,145,950.00	Taxes Receivable	251,799.60
CETA And Other Public Employment Programs		2 Residential 3930 74.71	193,179,850.00	Tax Title Liens	92,247.47
MUNICIPAL FUNCTIONS TOTAL	2,639,393.41	3 Farm		Foreclosed Property	3,250.00
CAPITAL IMPROVEMENTS *MEMO*	10,000.00	4a Commercial 260 14.36	37,137,750.00	Emergencies & Other Deferred Charges	94,389.41
DEBT SERVICE		4b Industrial		State and Federal Aid Receivable	58,173.38
Principal Payments	100,000.00	4c Apartments 41 10.10	26,117,400.00	Other Receivables	122,855.59
Interest Payments	67,825.19	Total 4491	258,580,250.00	Total	1,791,911.42
DEFERRED CHARGES	67,920.69	Land Area 1.86 Sq. Miles		LIABILITIES, RESERVES, AND SURPLUS	
SCHOOL, COUNTY, SPECIAL DISTRICT TAXES	6,624,646.07	Net Valuation Taxable-Municipal	265,376,394	Cash Liabilities	548,175.13
RESERVE FOR UNCOLLECTED TAXES	438,265.31	Net Valuation Taxable-County	252,560,764	Reserves for Receivables	470,152.66
EXPENDITURES TOTAL	9,933,050.67	State Equalized Valuation	270,572,808	Surplus Dec. 31, 1984	773,583.63
		State Equalization Ratio	98.03	Total	1,791,911.42

1309

Population 1980 7,888
 Population 1984 7,944
 S & P Rating
 Moody Rating

General Tax Rate Per \$100. 2.51
 State Equalized Tax Rate 1.93

COLTS NECK TOWNSHIP – MONMOUTH CO.
Form of Government:
Township Committee
Number of Members on Governing Body – 5

PER CAPITA:
 Gross Debt 349.37
 Net Debt 60.76
 Debt Service 15.99
 Total Tax Levy 887.37
 Municipal Expenditures 317.29

PER CENT:
 Gross Debt .85
 Net Debt .15
 Tax Levy Collected 95.68
 Tax Levy Cancelled, Abated or Adjusted

EXPENDITURES		REVENUES-REALIZED		1984 PROPERTY TAX	
GENERAL GOVERNMENT				STATE EQUALIZED TAX RATE	
Governing Body & Public Boards		1984 Property Taxes Collected	6,736,446.59	Local District School Taxes .89	3,175,806.50
Municipal Clerk		1984 Payments in Lieu of Taxes		Regional & Consolidated School Tax .52	1,854,192.19
Financial Administration	16,630.00	Delinquent Tax & Lien Collections	191,530.95	School Taxes in Municipal Budget	
Assessment of Taxes	14,665.00	Business Personalty Replacement Taxes	62,268.72	County Taxes .50	1,803,043.34
Collection of Taxes	25,215.00	Taxes from Public Utilities	1,119,445.74	County Library Taxes .07	68,725.45
Planning, Housing & Development	34,825.00	Other Miscellaneous Tax Revenues		Local Municipal Purpose Taxes	
Human Resources		State Aid Revenues	40,572.84	Veteran & Senior Citizen Taxes	32,650.00
Elections	6,500.00	Federal Aid Revenues		Total Taxes for Rate Computation 1.93	6,934,417.48
General Administration (other)	434,295.00	State and Local Fiscal Assistance Act Utilized	29,974.00	Special District Taxes	
JUDICIARY		Sale of Acquired Property		Bank Corp. Taxes	8,350.70
Municipal Courts	92,155.00	Other Miscellaneous Revenues	621,645.79	Added and Omitted Taxes	139,136.13
PUBLIC SAFETY		Total	8,801,884.63	Total Taxes Levied - ABSTRACT	7,049,304.31
Fire Protection	49,295.00	Prior Years Surplus Appropriated	750,000.00	Total Taxes Billed	7,040,953.61
Police Protection	300,596.00	REVENUES TOTAL	9,551,884.63	1984 TAXES COLLECTED	6,736,446.59
Civil Defense & Disaster Control	150.00	Reserve For Uncollected Taxes	401,177.00	1984 Taxes Cancelled, Abated or Adjusted	
Environmental Inspection & Control	19,319.14	CAPITAL OUTLAY TOTAL	130,367.35	Transfer to Tax Title Liens or Foreclosed	
Other Public Safety				Balance Outstanding Dec. 31, 1984	304,507.02
PUBLIC WORKS				PRIOR YEARS TAXES OUTSTANDING	
Streets and Drainage	532,670.00	Public Enterprises		Balance January 1, 1984	190,969.09
Sewers and Sewage Processing		Recreation—Culture		Collected in 1984	189,561.34
Garbage and Trash Disposal		Public Works	130,367.35	Cancelled, Abated or Adjusted 1984	
Public Buildings and Grounds	60,000.00	Buildings and Grounds		Transfers to Tax Title Liens or Foreclosed	
Other Public Works		Library and Education		Balance December 31, 1984	1,407.75
HEALTH and WELFARE		Conservation		TAX TITLE LIENS OUTSTANDING	
Health Services Except Environmental	43,753.91	All Other		Balance January 1, 1984	78,528.01
Welfare-Public Assistance	11,400.00	CAPITAL DEBT AUTHORIZED, DECEMBER 31, 1984		Transfer From Taxes	
Hospitals, Clinics, First Aid		ISSUED AND UNISSUED		Redeemed in 1984	1,969.61
Animal, Insect, & Rodent Control		School	2,292,694	Cancelled, Abated or Adjusted (1984)	
Other Welfare Services		Self-liquidating		Transfers to Foreclosed Property	
RECREATION and CONSERVATION		Other	482,695	Balance December 31, 1984	76,558.40
Beaches and Boardwalks		Total	2,775,390	PROPERTY ACQUIRED BY DEED OR	
Parks, Playgrounds, Shade Trees	15,420.00	ISSUED AND OUTSTANDING		FORECLOSURE	
Land Reclamation & Conservation	1,520.00	School	2,292,694.84	Balance January 1, 1984	
Other Recreational Services	115,500.00	Self-Liquidating		Transfers From Taxes or Liens	
EDUCATION (excluding schools)		Other	200,000.00	Sale for Cash (1984)	
Libraries	21,000.00	Total	2,492,694.84	Cancelled, Abated or Adjusted (1984)	
Other Educational Services		EQUALIZED VALUATION BASIS		Balance December 31, 1984	
STATUTORY EXPENDITURES		FOR NET DEBT COMPUTATION	326,733,932	CURRENT FINANCES DECEMBER 31, 1984	
Pensions & F. I. C. A.	88,000.64	REAL PROPERTY VALUATIONS		ASSETS	
Employee Fringe Benefits		Code Class # of Parcels % VAL'N		Cash Dec. 31, 1984	3,270,169.25
Other Statutory Expenditures	8,000.00	1 Vacant Land 189 2.56	6,957,700.00	Taxes Receivable	305,914.77
CETA And Other Public Employment Programs		2 Residential 1860 30.94	219,986,800.00	Tax Title Liens	76,558.40
MUNICIPAL FUNCTIONS TOTAL	1,890,904.69	3 Farm 513 10.79	29,336,800.00	Foreclosed Property	
CAPITAL IMPROVEMENTS *MEMO*	15,000.00	4a Commercial 58 5.71	15,519,500.00	Emergencies & Other Deferred Charges	77,196.64
DEBT SERVICE		4b Industrial		State and Federal Aid Receivable	
Principal Payments	109,212.00	4c Apartments		Other Receivables	
Interest Payments	17,779.69	Total 2620	271,800,800.00	Total	3,729,839.06
DEFERRED CHARGES	101,465.67	Land Area 31.70 Sq. Miles		LIABILITIES, RESERVES, AND SURPLUS	
SCHOOL, COUNTY, SPECIAL DISTRICT TAXES	6,901,767.48	Net Valuation Taxable-Municipal	274,923,855	Cash Liabilities	2,255,596.25
RESERVE FOR UNCOLLECTED TAXES	401,177.00	Net Valuation Taxable-County	335,065,866	Reserves for Receivables	362,473.17
EXPENDITURES TOTAL	9,422,306.53	State Equalized Valuation	357,030,347	Surplus Dec. 31, 1984	1,091,769.64
		State Equalization Ratio	76.80	Total	3,729,839.06

0602
Population 1980 4,674
Population 1984 4,847
S & P Rating
Moody Rating

General Tax Rate Per \$100. 3.09
State Equalized Tax Rate 2.35

COMMERCIAL TWP. - CUMBERLAND CO.
Form of Government:
Township Committee
Number of Members on Governing Body - 3

PER CAPITA:
Gross Debt 156.18
Net Debt 94.90
Debt Service 15.36
Total Tax Levy 292.61
Municipal Expenditures 183.16
PER CENT:
Gross Debt 1.67
Net Debt 1.02
Tax Levy Collected 85.07
Tax Levy Cancelled, Abated or Adjusted

EXPENDITURES		REVENUES-REALIZED		1984 PROPERTY TAX	
GENERAL GOVERNMENT				STATE EQUALIZED TAX RATE	
Governing Body & Public Boards		1984 Property Taxes Collected	1,209,758.54	Local District School Taxes 1.13	584,547.00
Municipal Clerk		1984 Payments in Lieu of Taxes		Regional & Consolidated School Tax	
Financial Administration	26,100.00	Delinquent Tax & Lien Collections	151,270.53	School Taxes in Municipal Budget	
Assessment of Taxes	10,200.00	Business Personalty Replacement Taxes	39,467.64	County Taxes 1.04 *	539,777.26
Collection of Taxes	42,500.00	Taxes from Public Utilities	249,292.00	County Library Taxes	
Planning, Housing & Development	9,000.00	Other Miscellaneous Tax Revenues		Local Municipal Purpose Taxes .18	94,735.29
Human Resources		State Aid Revenues	27,270.25	Veteran & Senior Citizen Taxes	111,350.00
Elections	3,000.00	Federal Aid Revenues		Total Taxes for Rate Computation 2.35	1,330,409.55
General Administration (other)	109,800.00	State and Local Fiscal Assistance Act Utilized	20,530.00	Special District Taxes	181,128.75
JUDICIARY		Sale of Acquired Property		Bank Corp. Taxes	1,065.58
Municipal Courts	25,600.00	Other Miscellaneous Revenues	183,704.74	Added and Omitted Taxes	17,046.27
PUBLIC SAFETY		Total	1,881,293.70	Total Taxes Levied - ABSTRACT	1,418,300.15
Fire Protection		Prior Years Surplus Appropriated	190,000.00	Total Taxes Billed	1,422,110.22
Police Protection	6,500.00	REVENUES TOTAL	2,071,293.70	1984 TAXES COLLECTED	1,209,758.54
Civil Defense & Disaster Control		Reserve For Uncollected Taxes	211,235.29	1984 Taxes Cancelled, Abated or Adjusted	
Environmental Inspection & Control	11,800.00			Transfer to Tax Title Liens or Foreclosed	38,804.84
Other Public Safety		CAPITAL OUTLAY TOTAL		Balance Outstanding Dec. 31, 1984	173,546.84
PUBLIC WORKS				PRIOR YEARS TAXES OUTSTANDING	
Streets and Drainage	134,480.00	Public Enterprises		Balance January 1, 1984	134,634.56
Sewers and Sewage Processing	15,000.00	Recreation—Culture		Collected in 1984	103,177.01
Garbage and Trash Disposal	42,000.00	Public Works		Cancelled, Abated or Adjusted 1984	
Public Buildings and Grounds	29,100.00	Buildings and Grounds		Transfers to Tax Title Liens or Foreclosed	13,349.47
Other Public Works		Library and Education		Balance December 31, 1984	18,108.08
HEALTH and WELFARE		Conservation		TAX TITLE LIENS OUTSTANDING	
Health Services Except Environmental		All Other		Balance January 1, 1984	127,056.72
Welfare-Public Assistance	18,100.00	CAPITAL DEBT AUTHORIZED, DECEMBER 31, 1984		Transfer From Taxes	54,847.28
Hospitals, Clinics, First Aid		ISSUED AND UNISSUED GROSS DEBT NET DEBT		Redeemed in 1984	48,093.52
Animal, Insect, & Rodent Control	17,850.00	School 297,000		Cancelled, Abated or Adjusted (1984)	
Other Welfare Services		Self-liquidating 460,000	460,000	Transfers to Foreclosed Property	
RECREATION and CONSERVATION		Other 460,000	460,000	Balance December 31, 1984	133,810.48
Beaches and Boardwalks		Total 757,000		PROPERTY ACQUIRED BY DEED OR FORECLOSURE	
Parks, Playgrounds, Shade Trees	12,000.00	ISSUED AND OUTSTANDING		Balance January 1, 1984	326,130.00
Land Reclamation & Conservation		School 297,000.00		Transfers From Taxes or Liens	
Other Recreational Services	500.00	Self-Liquidating 460,000.00		Sale for Cash (1984)	
EDUCATION (excluding schools)		Other 757,000.00		Cancelled, Abated or Adjusted (1984)	
Libraries		Total		Balance December 31, 1984	326,130.00
Other Educational Services		EQUALIZED VALUATION BASIS		CURRENT FINANCES DECEMBER 31, 1984	
STATUTORY EXPENDITURES		FOR NET DEBT COMPUTATION	45,291,709	ASSETS	
Pensions & F. I. C. A.	25,701.65	REAL PROPERTY VALUATIONS		Cash Dec. 31, 1984	470,341.15
Employee Fringe Benefits	14,000.00	Code Class # of Parcels % VAL'N		Taxes Receivable	191,654.92
Other Statutory Expenditures	3,000.00	1 Vacant Land 2503 15.61	5,858,552.00	Tax Title Liens	133,810.48
CETA And Other Public Employment Programs		2 Residential 1774 72.17	27,079,600.00	Foreclosed Property	326,130.00
MUNICIPAL FUNCTIONS TOTAL	556,231.65	3 Farm 134 2.74	1,025,695.00	Emergencies & Other Deferred Charges	6,231.33
CAPITAL IMPROVEMENTS *MEMO*		4a Commercial 72 3.00	1,125,050.00	State and Federal Aid Receivable	
DEBT SERVICE		4b Industrial 22 6.48	2,432,965.00	Other Receivables	31,516.74
Principal Payments	25,000.00	4c Apartments 1 200.00		Total	1,159,684.62
Interest Payments	49,441.05	Total 4506	37,522,062.00	LIABILITIES, RESERVES, AND SURPLUS	
DEFERRED CHARGES	45,867.53	Land Area 34.00 Sq. Miles		Cash Liabilities	270,639.42
SCHOOL, COUNTY, SPECIAL DISTRICT TAXES	1,305,453.01	Net Valuation Taxable-Municipal	29,506,650	Reserves for Receivables	683,112.14
RESERVE FOR UNCOLLECTED TAXES	211,235.29	Net Valuation Taxable-County	48,179,342	Surplus Dec. 31, 1984	205,933.06
EXPENDITURES TOTAL	2,193,228.58	State Equalized Valuation	51,297,443	Total	1,159,684.62
		State Equalization Ratio	76.09		

*Includes County Health Service Taxes or County Vocational School Taxes. See Table 13.

0106
 Population 1980 254
 Population 1984 242
 S & P Rating
 Moody Rating
 General Tax Rate Per \$100. 3.67
 State Equalized Tax Rate 1.87

CORBIN CITY CITY – ATLANTIC COUNTY
Form of Government:
Special Charter (P.L. 1922 c. 56)
Number of Members on Governing Body – 3

PER CAPITA:
 Gross Debt 1,466.94
 Net Debt
 Debt Service
 Total Tax Levy 631.65
 Municipal Expenditures 650.35
 PER CENT:
 Gross Debt 4.37
 Net Debt
 Tax Levy Collected 92.41
 Tax Levy Cancelled, Abated or Adjusted

EXPENDITURES		REVENUES-REALIZED		1984 PROPERTY TAX	
GENERAL GOVERNMENT				STATE EQUALIZED TAX RATE .95	
Governing Body & Public Boards		1984 Property Taxes Collected	141,271.67	Local District School Taxes	76,007.00
Municipal Clerk		1984 Payments in Lieu of Taxes	2,673.84	Regional & Consolidated School Tax	
Financial Administration	9,700.00	Delinquent Tax & Lien Collections	8,676.31	School Taxes in Municipal Budget	
Assessment of Taxes	5,000.00	Business Personalty Replacement Taxes	2,004.80	County Taxes	* 44,680.52
Collection of Taxes	4,100.00	Taxes from Public Utilities	51,777.00	County Library Taxes	2,824.57
Planning, Housing & Development	3,860.00	Other Miscellaneous Tax Revenues		Local Municipal Purpose Taxes	26,550.00
Human Resources		State Aid Revenues	2,464.29	Veteran & Senior Citizen Taxes	9,300.00
Elections	400.00	Federal Aid Revenues		Total Taxes for Rate Computation	159,362.09
General Administration (other)	30,700.00	State and Local Fiscal Assistance Act Utilized	1,506.00	Special District Taxes	
JUDICIARY		Sale of Acquired Property	3,032.60	Bank Corp. Taxes	
Municipal Courts	6,200.00	Other Miscellaneous Revenues	33,223.92	Added and Omitted Taxes	2,797.91
PUBLIC SAFETY		Total	246,680.43	Total Taxes Levied - ABSTRACT	152,860.00
Fire Protection	500.00	Prior Years Surplus Appropriated	72,269.70	Total Taxes Billed	152,878.09
Police Protection	600.00	REVENUES TOTAL	318,950.13	1984 TAXES COLLECTED	141,271.67
Civil Defense & Disaster Control	1,100.00	Reserve For Uncollected Taxes	13,369.50	1984 Taxes Cancelled, Abated or Adjusted	
Environmental Inspection & Control		CAPITAL OUTLAY TOTAL		Transfer to Tax Title Liens or Foreclosed	51.37
Other Public Safety				Balance Outstanding Dec. 31, 1984	11,555.05
PUBLIC WORKS				PRIOR YEARS TAXES OUTSTANDING	
Streets and Drainage	64,000.00	Public Enterprises		Balance January 1, 1984	8,548.16
Sewers and Sewage Processing		Recreation—Culture		Collected in 1984	7,826.09
Garbage and Trash Disposal	3,686.00	Public Works		Cancelled, Abated or Adjusted 1984	
Public Buildings and Grounds	7,217.36	Buildings and Grounds		Transfers to Tax Title Liens or Foreclosed	722.07
Other Public Works		Library and Education		Balance December 31, 1984	
HEALTH and WELFARE		Conservation		TAX TITLE LIENS OUTSTANDING	
Health Services Except Environmental	160.00	All Other		Balance January 1, 1984	726.65
Welfare-Public Assistance	100.00	CAPITAL DEBT AUTHORIZED, DECEMBER 31, 1984		Transfer From Taxes	901.59
Hospitals, Clinics, First Aid		ISSUED AND UNISSUED GROSS DEBT		Redeemed in 1984	850.22
Animal, Insect, & Rodent Control	2,450.00	School	355,000	Cancelled, Abated or Adjusted (1984)	
Other Welfare Services	200.00	Self-liquidating		Transfers to Foreclosed Property	
RECREATION and CONSERVATION		Other		Balance December 31, 1984	778.02
Beaches and Boardwalks		Total	355,000	PROPERTY ACQUIRED BY DEED OR FORECLOSURE	
Parks, Playgrounds, Shade Trees		ISSUED AND OUTSTANDING		Balance January 1, 1984	20,010.00
Land Reclamation & Conservation		School		Transfers From Taxes or Liens	
Other Recreational Services		Self-Liquidating		Sale for Cash (1984)	3,082.60
EDUCATION (excluding schools)		Other		Cancelled, Abated or Adjusted (1984)	
Libraries		Total		Balance December 31, 1984	16,927.40
Other Educational Services		EQUALIZED VALUATION BASIS FOR NET DEBT COMPUTATION	8,114,647	CURRENT FINANCES DECEMBER 31, 1984	
STATUTORY EXPENDITURES		REAL PROPERTY VALUATIONS		ASSETS	
Pensions & F. I. C. A.	4,900.00	Code Class # of Parcels % VAL'N		Cash Dec. 31, 1984	212,286.18
Employee Fringe Benefits	720.00	1 Vacant Land 136 13.00	526,800.00	Taxes Receivable	11,555.05
Other Statutory Expenditures	600.00	2 Residential 142 74.12	3,003,600.00	Tax Title Liens	778.02
CETA And Other Public Employment Programs		3 Farm 7 3.32	134,800.00	Foreclosed Property	16,927.40
MUNICIPAL FUNCTIONS TOTAL	146,193.36	4a Commercial 6 9.55	387,100.00	Emergencies & Other Deferred Charges	
CAPITAL IMPROVEMENTS *MEMO*		4b Industrial		State and Federal Aid Receivable	
DEBT SERVICE		4c Apartments		Other Receivables	1,833.64
Principal Payments		Total	4,052,300.00	Total	243,380.29
Interest Payments		Land Area 8.30 Sq. Miles		LIABILITIES, RESERVES, AND SURPLUS	
DEFERRED CHARGES		Net Valuation Taxable-Municipal	4,090,491	Cash Liabilities	65,944.93
SCHOOL, COUNTY, SPECIAL DISTRICT TAXES	123,512.09	Net Valuation Taxable-County	9,400,517	Reserves for Receivables	31,094.11
RESERVE FOR UNCOLLECTED TAXES	13,369.50	State Equalized Valuation	7,974,624	Surplus Dec. 31, 1984	146,341.25
EXPENDITURES TOTAL	283,074.95	State Equalization Ratio	51.06	Total	243,380.29

1202
Population 1980 1,927
Population 1984 2,119
S & P Rating
Moody Rating

General Tax Rate Per \$100. 3.02
State Equalized Tax Rate 1.60

CRANBURY TOWNSHIP – MIDDLESEX CO.
Form of Government:
Township Committee
Number of Members on Governing Body – 3

PER CAPITA:
Gross Debt 436.51
Net Debt 387.45
Debt Service 18.29
Total Tax Levy 1,355.00
Municipal Expenditures 672.79

PER CENT:
Gross Debt .57
Net Debt .51
Tax Levy Collected 96.38
Tax Levy Cancelled, Abated or Adjusted .18

EXPENDITURES		REVENUES-REALIZED		1984 PROPERTY TAX	
GENERAL GOVERNMENT				STATE EQUALIZED TAX RATE	
Governing Body & Public Boards		1984 Property Taxes Collected	2,759,975.25	Local District School Taxes .86	1,512,116.50
Municipal Clerk		1984 Payments in Lieu of Taxes		Regional & Consolidated School Tax	
Financial Administration	17,890.00	Delinquent Tax & Lien Collections	74,076.31	School Taxes in Municipal Budget	
Assessment of Taxes	66,400.00	Business Personalty Replacement Taxes	140,505.92	County Taxes .53	933,382.50
Collection of Taxes	10,215.00	Taxes from Public Utilities	317,030.00	County Library Taxes	
Planning, Housing & Development	156,570.00	Other Miscellaneous Tax Revenues		Local Municipal Purpose Taxes .21	374,235.00
Human Resources		State Aid Revenues	15,640.09	Veteran & Senior Citizen Taxes	15,350.00
Elections	1,000.00	Federal Aid Revenues		Total Taxes for Rate Computation 1.60	2,835,084.00
General Administration (other)	143,120.00	State and Local Fiscal Assistance Act Utilized	20,262.31	Special District Taxes	
JUDICIARY		Sale of Acquired Property		Bank Corp. Taxes	16,292.08
Municipal Courts	36,728.00	Other Miscellaneous Revenues	337,454.26	Added and Omitted Taxes	35,227.11
PUBLIC SAFETY		Total	3,654,944.14	Total Taxes Levied - ABSTRACT	2,871,253.19
Fire Protection	40,900.00	Prior Years Surplus Appropriated	188,000.00	Total Taxes Billed	2,863,774.36
Police Protection	275,877.00	REVENUES TOTAL	3,852,944.14	1984 TAXES COLLECTED	2,759,975.25
Civil Defense & Disaster Control	100.00	Reserve For Uncollected Taxes	113,409.00	1984 Taxes Cancelled, Abated or Adjusted	5,281.98
Environmental Inspection & Control	17,440.00			Transfer to Tax Title Liens or Foreclosed	413.74
Other Public Safety		CAPITAL OUTLAY TOTAL	23,218.90	Balance Outstanding Dec. 31, 1984	98,103.39
PUBLIC WORKS				PRIOR YEARS TAXES OUTSTANDING	
Streets and Drainage	189,809.31	Public Enterprises		Balance January 1, 1984	76,533.77
Sewers and Sewage Processing	49,350.00	Recreation—Culture		Collected in 1984	73,995.23
Garbage and Trash Disposal	7,380.00	Public Works	1,734.10	Cancelled, Abated or Adjusted 1984	
Public Buildings and Grounds	45,500.00	Buildings and Grounds	21,484.70	Transfers to Tax Title Liens or Foreclosed	
Other Public Works		Library and Education		Balance December 31, 1984	2,538.54
HEALTH and WELFARE		Conservation		TAX TITLE LIENS OUTSTANDING	
Health Services Except Environmental	3,960.00	All Other		Balance January 1, 1984	3,467.01
Welfare-Public Assistance	4,540.00	CAPITAL DEBT AUTHORIZED, DECEMBER 31, 1984		Transfer From Taxes	413.74
Hospitals, Clinics, First Aid	1,650.00	ISSUED AND UNISSUED		Redeemed in 1984	81.08
Animal, Insect, & Rodent Control	4,720.00	School	60,000	Cancelled, Abated or Adjusted (1984)	
Other Welfare Services	1,600.00	Self-liquidating	43,948	Transfers to Foreclosed Property	
RECREATION and CONSERVATION		Other	821,005	Balance December 31, 1984	3,799.67
Beaches and Boardwalks		Total	924,954	PROPERTY ACQUIRED BY DEED OR	
Parks, Playgrounds, Shade Trees	40,300.00			FORECLOSURE	
Land Reclamation & Conservation	2,750.00	ISSUED AND OUTSTANDING		Balance January 1, 1984	
Other Recreational Services	300.00	School	60,000.00	Transfers From Taxes or Liens	
EDUCATION (excluding schools)		Self-liquidating	40,000.00	Sale for Cash (1984)	
Libraries	43,446.00	Other	628,000.00	Cancelled, Abated or Adjusted (1984)	
Other Educational Services		Total	728,000.00	Balance December 31, 1984	
STATUTORY EXPENDITURES		EQUALIZED VALUATION BASIS		CURRENT FINANCES DECEMBER 31, 1984	
Pensions & F. I. C. A.	67,840.00	FOR NET DEBT COMPUTATION	161,559,216	ASSETS	
Employee Fringe Benefits	23,000.00	REAL PROPERTY VALUATIONS		Cash Dec. 31, 1984	459,019.56
Other Statutory Expenditures	5,000.00	Code Class # of Parcels % VAL'N		Taxes Receivable	100,641.93
CETA And Other Public Employment Programs		1 Vacant Land 52 1.42		Tax Title Liens	3,799.67
MUNICIPAL FUNCTIONS TOTAL	1,267,385.31	2 Residential 610 40.95		Foreclosed Property	
CAPITAL IMPROVEMENTS *MEMO*		3 Farm 203 3.47		Emergencies & Other Deferred Charges	76,000.00
DEBT SERVICE		4a Commercial 45 8.92		State and Federal Aid Receivable	
Principal Payments	7,000.00	4b Industrial 13 40.11		Other Receivables	15,191.63
Interest Payments	31,750.00	4c Apartments 1 .13		Total	694,652.79
DEFERRED CHARGES	6,100.00	Total 935		LIABILITIES, RESERVES, AND SURPLUS	
SCHOOL, COUNTY, SPECIAL DISTRICT TAXES	2,445,499.00	Land Area 13.38 Sq. Miles		Cash Liabilities	219,870.14
RESERVE FOR UNCOLLECTED TAXES	113,409.00	Net Valuation Taxable-Municipal	93,660,505	Reserves for Receivables	119,633.23
EXPENDITURES TOTAL	3,871,143.31	Net Valuation Taxable-County	181,544,202	Surplus Dec. 31, 1984	355,149.42
		State Equalized Valuation	175,614,564	Total	694,652.79
		State Equalization Ratio	52.06		

2003
 Population 1980 24,573
 Population 1984 24,256
 S & P Rating A+
 Moody Rating AAA

General Tax Rate Per \$100. 4.53
 State Equalized Tax Rate 2.55

CRANFORD TOWNSHIP – UNION COUNTY
Form of Government:
Township Committee
Number of Members on Governing Body – 5

PER CAPITA:
 Gross Debt 595.40
 Net Debt 325.78
 Debt Service 39.36
 Total Tax Levy 887.38
 Municipal Expenditures 401.49

PER CENT:
 Gross Debt 1.86
 Net Debt 1.02
 Tax Levy Collected 98.85
 Tax Levy Cancelled, Abated or Adjusted .10

EXPENDITURES		REVENUES-REALIZED		1984 PROPERTY TAX	
GENERAL GOVERNMENT				STATE EQUALIZED TAX RATE → 1.45	
Governing Body & Public Boards		1984 Property Taxes Collected	21,265,017.34	Local District School Taxes	12,183,157.87
Municipal Clerk		1984 Payments in Lieu of Taxes	53,464.50	Regional & Consolidated School Tax	
Financial Administration	126,364.00	Delinquent Tax & Lien Collections	245,927.04	School Taxes in Municipal Budget	
Assessment of Taxes	53,745.00	Business Personalty Replacement Taxes	385,464.00	County Taxes	4,178,434.71
Collection of Taxes	63,048.00	Taxes from Public Utilities	2,236,459.00	County Library Taxes	
Planning, Housing & Development	33,163.00	Other Miscellaneous Tax Revenues	8,703.19	Local Municipal Purpose Taxes	5,028,306.01
Human Resources		State Aid Revenues	270,697.12	Veteran & Senior Citizen Taxes	255,200.00
Elections	7,585.00	Federal Aid Revenues		Total Taxes for Rate Computation	21,645,098.59
General Administration (other)	693,801.00	State and Local Fiscal Assistance Act Utilized	201,039.16	Special District Taxes	
JUDICIARY		Sale of Acquired Property		Bank Corp. Taxes	28,877.65
Municipal Courts	111,659.00	Other Miscellaneous Revenues	1,150,478.73	Added and Omitted Taxes	95,471.75
PUBLIC SAFETY		Total	25,817,300.08	Total Taxes Levied - ABSTRACT	21,524,247.99
Fire Protection	1,155,914.00	Prior Years Surplus Appropriated	916,471.00	Total Taxes Billed	21,512,491.50
Police Protection	1,358,543.00	REVENUES TOTAL	26,733,771.08	1984 TAXES COLLECTED	21,265,017.34
Civil Defense & Disaster Control	3,163.00	Reserve For Uncollected Taxes	709,467.00	1984 Taxes Cancelled, Abated or Adjusted	20,554.33
Environmental Inspection & Control	67,630.00	CAPITAL OUTLAY TOTAL	526,742.71	Transfer to Tax Title Liens or Foreclosed	22,241.00
Other Public Safety				Balance Outstanding Dec. 31, 1984	204,678.83
PUBLIC WORKS				PRIOR YEARS TAXES OUTSTANDING	
Streets and Drainage	867,555.00	Public Enterprises	8,776.15	Balance January 1, 1984	234,812.35
Sewers and Sewage Processing	813,843.00	Recreation—Culture	7,063.97	Collected in 1984	230,696.19
Garbage and Trash Disposal		Public Works	171,702.61	Cancelled, Abated or Adjusted 1984	292.52
Public Buildings and Grounds	292,659.00	Buildings and Grounds	309,452.80	Transfers to Tax Title Liens or Foreclosed	3,823.64
Other Public Works	39,300.00	Library and Education	29,746.18	Balance December 31, 1984	
HEALTH and WELFARE		Conservation		TAX TITLE LIENS OUTSTANDING	
Health Services Except Environmental	102,406.00	All Other		Balance January 1, 1984	81,621.17
Welfare-Public Assistance	24,782.00	CAPITAL DEBT AUTHORIZED, DECEMBER 31, 1984		Transfer From Taxes	26,697.61
Hospitals, Clinics, First Aid		ISSUED AND UNISSUED		Redeemed in 1984	15,230.85
Animal, Insect, & Rodent Control	5,000.00	School	5,059,000	Cancelled, Abated or Adjusted (1984)	2,603.52
Other Welfare Services		Self-Liquidating	1,480,000	Transfers to Foreclosed Property	12,284.26
RECREATION and CONSERVATION		Other	7,903,068	Balance December 31, 1984	78,200.15
Beaches and Boardwalks		Total	14,442,068	PROPERTY ACQUIRED BY DEED OR FORECLOSURE	
Parks, Playgrounds, Shade Trees	90,222.00	ISSUED AND OUTSTANDING		Balance January 1, 1984	4,083,270.74
Land Reclamation & Conservation	51,953.00	School	5,059,000.00	Transfers From Taxes or Liens	12,284.26
Other Recreational Services	213,965.00	Self-Liquidating	1,441,000.00	Sale for Cash (1984)	30,655.00
EDUCATION (excluding schools)		Other	6,561,975.00	Cancelled, Abated or Adjusted (1984)	
Libraries	265,587.00	Total	13,061,975.00	Balance December 31, 1984	4,064,900.00
Other Educational Services	4,100.00	EQUALIZED VALUATION BASIS		CURRENT FINANCES DECEMBER 31, 1984	
STATUTORY EXPENDITURES		FOR NET DEBT COMPUTATION	775,435,334	ASSETS	
Pensions & F. I. C. A.	594,023.00	REAL PROPERTY VALUATIONS		Cash Dec. 31, 1984	2,534,714.78
Employee Fringe Benefits	458,543.00	Code Class # of Parcels % VAL'N		Taxes Receivable	204,678.83
Other Statutory Expenditures	20,000.00	1 Vacant Land 141 .52		Tax Title Liens	78,200.15
CETA And Other Public Employment Programs		2 Residential 7035 73.46		Foreclosed Property	4,064,900.00
MUNICIPAL FUNCTIONS TOTAL	8,074,389.00	3 Farm 1 .01		Emergencies & Other Deferred Charges	
CAPITAL IMPROVEMENTS *MEMO*	322,644.30	4a Commercial 238 16.05		State and Federal Aid Receivable	
DEBT SERVICE		4b Industrial 57 8.07		Other Receivables	44,068.86
Principal Payments	375,035.71	4c Apartments 14 1.88		Total	6,926,562.62
Interest Payments	579,718.16	Total 7486		LIABILITIES, RESERVES, AND SURPLUS	
DEFERRED CHARGES		Land Area 4.90 Sq. Miles		Cash Liabilities	1,270,203.14
SCHOOL, COUNTY, SPECIAL DISTRICT TAXES	16,361,592.58	Net Valuation Taxable-Municipal	443,416,558	Reserves for Receivables	4,391,847.84
RESERVE FOR UNCOLLECTED TAXES	709,467.00	Net Valuation Taxable-County	786,992,865	Surplus Dec. 31, 1984	1,264,511.64
EXPENDITURES TOTAL	26,100,202.45	State Equalized Valuation	833,627,717	Total	6,926,562.62
		State Equalization Ratio	52.89		

0208
Population 1980 7,609
Population 1984 7,682
S & P Rating
Moody Rating

General Tax Rate Per \$100. 4.85
State Equalized Tax Rate 2.17

CRESSKILL BOROUGH – BERGEN COUNTY
Form of Government:
Borough Council
Number of Members on Governing Body – 6

PER CAPITA:
Gross Debt 243.24
Net Debt 119.99
Debt Service 89.79
Total Tax Levy 1,015.04
Municipal Expenditures 516.99

PER CENT:
Gross Debt .59
Net Debt .29
Tax Levy Collected 98.70
Tax Levy Cancelled, Abated or Adjusted .20

EXPENDITURES		REVENUES-REALIZED		1984 PROPERTY TAX	
GENERAL GOVERNMENT				STATE EQUALIZED TAX RATE	
Governing Body & Public Boards		1984 Property Taxes Collected	7,686,499.76	Local District School Taxes	1.37 4,835,519.75
Municipal Clerk		1984 Payments in Lieu of Taxes		Regional & Consolidated School Tax	
Financial Administration	15,900.00	Delinquent Tax & Lien Collections	74,493.36	School Taxes in Municipal Budget	
Assessment of Taxes	18,300.00	Business Personality Replacement Taxes	67,866.80	County Taxes	.34 1,206,417.98
Collection of Taxes	77,600.00	Taxes from Public Utilities	638,628.00	County Library Taxes	
Planning, Housing & Development	17,800.00	Other Miscellaneous Tax Revenues		Local Municipal Purpose Taxes	.46 1,603,764.92
Human Resources		State Aid Revenues	51,450.34	Veteran & Senior Citizen Taxes	84,100.00
Elections	2,400.00	Federal Aid Revenues		Total Taxes for Rate Computation	2.17 7,729,802.65
General Administration (other)	334,900.00	State and Local Fiscal Assistance Act Utilized	66,024.00	Special District Taxes	
JUDICIARY		Sale of Acquired Property		Bank Corp. Taxes	12,564.89
Municipal Courts	19,700.00	Other Miscellaneous Revenues	1,223,788.50	Added and Omitted Taxes	139,252.06
PUBLIC SAFETY		Total	9,808,751.26	Total Taxes Levied - ABSTRACT	7,797,519.60
Fire Protection	115,300.00	Prior Years Surplus Appropriated	455,000.00	Total Taxes Billed	7,787,908.74
Police Protection	712,800.00	REVENUES TOTAL	10,263,751.26	1984 TAXES COLLECTED	7,686,499.76
Civil Defense & Disaster Control	250.00	Reserve For Uncollected Taxes	244,457.11	1984 Taxes Cancelled, Abated or Adjusted	15,260.91
Environmental Inspection & Control	35,800.00			Transfer to Tax Title Liens or Foreclosed	5,887.90
Other Public Safety				Balance Outstanding Dec. 31, 1984	80,260.17
PUBLIC WORKS		CAPITAL OUTLAY TOTAL	76,103.66	PRIOR YEARS TAXES OUTSTANDING	
Streets and Drainage	551,400.00	Public Enterprises		Balance January 1, 1984	79,440.41
Sewers and Sewage Processing	170,582.60	Recreation—Culture		Collected in 1984	74,493.86
Garbage and Trash Disposal	375,983.70	Public Works	51,079.25	Cancelled, Abated or Adjusted 1984	
Public Buildings and Grounds	24,100.00	Buildings and Grounds	23,508.85	Transfers to Tax Title Liens or Foreclosed	3,225.26
Other Public Works	42,000.00	Library and Education	1,515.56	Balance December 31, 1984	1,721.29
HEALTH and WELFARE		Conservation		TAX TITLE LIENS OUTSTANDING	
Health Services Except Environmental	43,491.73	All Other		Balance January 1, 1984	11,942.54
Welfare-Public Assistance	3,600.00			Transfer From Taxes	9,600.95
Hospitals, Clinics, First Aid		CAPITAL DEBT AUTHORIZED, DECEMBER 31, 1984		Redeemed in 1984	
Animal, Insect, & Rodent Control	100.00	ISSUED AND UNISSUED		Cancelled, Abated or Adjusted (1984)	
Other Welfare Services		School	931,000	Transfers to Foreclosed Property	
RECREATION and CONSERVATION		Self-Liquidating		Balance December 31, 1984	21,543.49
Beaches and Boardwalks		Other	937,542	PROPERTY ACQUIRED BY DEED OR	
Parks, Playgrounds, Shade Trees	19,500.00	Total	1,868,542	FORECLOSURE	
Land Reclamation & Conservation	200.00			Balance January 1, 1984	88,625.00
Other Recreational Services	38,200.00	ISSUED AND OUTSTANDING		Transfers From Taxes or Liens	
EDUCATION (excluding schools)		School	781,000.00	Sale for Cash (1984)	
Libraries	98,300.00	Self-Liquidating		Cancelled, Abated or Adjusted (1984)	
Other Educational Services		Other	367,000.00	Balance December 31, 1984	88,625.00
STATUTORY EXPENDITURES		Total	1,148,000.00	CURRENT FINANCES DECEMBER 31, 1984	
Pensions & F. I. C. A.	178,159.42	EQUALIZED VALUATION BASIS		ASSETS	
Employee Fringe Benefits	75,700.00	FOR NET DEBT COMPUTATION	315,778,906	Cash Dec. 31, 1984	3,581,728.37
Other Statutory Expenditures		REAL PROPERTY VALUATIONS		Taxes Receivable	81,981.46
CETA And Other Public Employment Programs		Code Class # of Parcels % VAL'N		Tax Title Liens	21,543.49
MUNICIPAL FUNCTIONS		1 Vacant Land 201 2.99	4,702,500.00	Foreclosed Property	68,625.00
CAPITAL IMPROVEMENTS		2 Residential 2304 80.95	127,290,190.00	Emergencies & Other Deferred Charges	
DEBT SERVICE		3 Farm		State and Federal Aid Receivable	1,174.33
Principal Payments	630,000.00	4a Commercial 65 12.67	19,922,175.00	Other Receivables	1,701.53
Interest Payments	59,766.67	4b Industrial 7 2.54	3,990,600.00	Total	3,776,754.18
		4c Apartments 6 .86	1,346,700.00	LIABILITIES, RESERVES, AND SURPLUS	
		Total 2583	157,252,165.00	Cash Liabilities	2,880,875.64
DEFERRED CHARGES		Land Area 2.00 Sq. Miles		Reserves for Receivables	193,851.48
SCHOOL, COUNTY, SPECIAL DISTRICT TAXES	6,041,937.73	Net Valuation Taxable-Municipal	157,704,261	Surplus Dec. 31, 1984	702,027.06
RESERVE FOR UNCOLLECTED TAXES	244,457.11	Net Valuation Taxable-County	320,305,251		
EXPENDITURES		State Equalized Valuation	251,853,582	Total	3,776,754.18
TOTAL	10,013,472.47	State Equalization Ratio	44.75		

1310
Population 1980 1,952
Population 1984 1,870
S & P Rating
Moody Rating

General Tax Rate Per \$100. 1.46
State Equalized Tax Rate 1.26

DEAL BOROUGH – MONMOUTH COUNTY
Form of Government:
Commission (1911)
Number of Members on Governing Body – 3

PER CAPITA:
Gross Debt 518.33
Net Debt 518.33
Debt Service 58.72
Total Tax Levy 1,253.18
Municipal Expenditures 1,136.75
PER CENT:
Gross Debt .55
Net Debt .55
Tax Levy Collected 97.59
Tax Levy Cancelled, Abated or Adjusted .02

EXPENDITURES		REVENUES-REALIZED		1984 PROPERTY TAX	
GENERAL GOVERNMENT				STATE EQUALIZED TAX RATE → .38	
Governing Body & Public Boards		1984 Property Taxes Collected	2,281,472.72	Local District School Taxes	698,631.00
Municipal Clerk		1984 Payments in Lieu of Taxes		Regional & Consolidated School Tax	
Financial Administration	8,000.00	Delinquent Tax & Lien Collections	63,238.15	School Taxes in Municipal Budget	
Assessment of Taxes	6,000.03	Business Personalty Replacement Taxes	7,825.44	County Taxes	939,521.76
Collection of Taxes	27,415.32	Taxes from Public Utilities	370,909.00	County Library Taxes	35,811.07
Planning, Housing & Development	11,813.06	Other Miscellaneous Tax Revenues		Local Municipal Purpose Taxes	660,774.10
Human Resources		State Aid Revenues	17,339.29	Veteran & Senior Citizen Taxes	10,650.00
Elections	2,500.00	Federal Aid Revenues		Total Taxes for Rate Computation	2,345,387.93
General Administration (other)	195,104.21	State and Local Fiscal Assistance Act Utilized	10,219.24	Special District Taxes	
JUDICIARY		Sale of Acquired Property		Bank Corp. Taxes	6,100.04
Municipal Courts	27,038.11	Other Miscellaneous Revenues	951,140.09	Added and Omitted Taxes	2,607.75
PUBLIC SAFETY		Total	3,702,143.93	Total Taxes Levied - ABSTRACT	2,343,445.72
Fire Protection	133,411.40	Prior Years Surplus Appropriated	345,000.00	Total Taxes Billed	2,337,852.17
Police Protection	479,449.67	REVENUES TOTAL	4,047,143.93	1984 TAXES COLLECTED	2,281,472.72
Civil Defense & Disaster Control	100.00	Reserve For Uncollected Taxes	93,103.97	1984 Taxes Cancelled, Abated or Adjusted	511.76
Environmental Inspection & Control	6,228.27	CAPITAL OUTLAY TOTAL	215,915.63	Transfer to Tax Title Liens or Foreclosed	24.79
Other Public Safety				Balance Outstanding Dec. 31, 1984	55,842.90
PUBLIC WORKS				PRIOR YEARS TAXES OUTSTANDING	
Streets and Drainage	134,881.45	Public Enterprises		Balance January 1, 1984	69,473.34
Sewers and Sewage Processing	95,434.80	Recreation—Culture		Collected in 1984	63,238.15
Garbage and Trash Disposal	83,533.50	Public Works	215,374.99	Cancelled, Abated or Adjusted 1984	
Public Buildings and Grounds	13,480.00	Buildings and Grounds	540.64	Transfers to Tax Title Liens or Foreclosed	
Other Public Works	550.00	Library and Education		Balance December 31, 1984	6,235.19
HEALTH and WELFARE		Conservation		TAX TITLE LIENS OUTSTANDING	
Health Services Except Environmental	7,400.00	All Other		Balance January 1, 1984	140.78
Welfare-Public Assistance	2,000.00	CAPITAL DEBT AUTHORIZED, DECEMBER 31, 1984		Transfer From Taxes	24.79
Hospitals, Clinics, First Aid	500.00	ISSUED AND UNISSUED		Redeemed in 1984	
Animal, Insect, & Rodent Control	1,300.00	School		Cancelled, Abated or Adjusted (1984)	
Other Welfare Services		Self-liquidating		Transfers to Foreclosed Property	
RECREATION and CONSERVATION		Other	969,268	Balance December 31, 1984	165.57
Beaches and Boardwalks	266,495.79	Total	969,268	PROPERTY ACQUIRED BY DEED OR FORECLOSURE	
Parks, Playgrounds, Shade Trees	2,300.00	ISSUED AND OUTSTANDING		Balance January 1, 1984	12,400.00
Land Reclamation & Conservation		School		Transfers From Taxes or Liens	
Other Recreational Services	3,300.00	Self-Liquidating		Sale for Cash (1984)	
EDUCATION (excluding schools)		Other	910,120.54	Cancelled, Abated or Adjusted (1984)	
Libraries	1,110.25	Total	910,120.54	Balance December 31, 1984	12,400.00
Other Educational Services		EQUALIZED VALUATION BASIS		CURRENT FINANCES DECEMBER 31, 1984	
STATUTORY EXPENDITURES		FOR NET DEBT COMPUTATION	177,432,912	ASSETS	
Pensions & F. I. C. A.	172,841.08	REAL PROPERTY VALUATIONS		Cash Dec. 31, 1984	1,407,403.87
Employee Fringe Benefits	60,000.00	Code Class # of Parcels % VAL'N		Taxes Receivable	62,078.09
Other Statutory Expenditures	9,001.55	1 Vacant Land 74 3.24	5,156,100.00	Tax Title Liens	165.57
CETA And Other Public Employment Programs		2 Residential 802 91.55	145,748,300.00	Foreclosed Property	12,400.00
MUNICIPAL FUNCTIONS TOTAL	1,801,189.04	3 Farm		Emergencies & Other Deferred Charges	7,000.00
CAPITAL IMPROVEMENTS *MEM.0*	20,000.00	4a Commercial 21 3.07	4,893,200.00	State and Federal Aid Receivable	
DEBT SERVICE		4b Industrial		Other Receivables	6,907.77
Principal Payments	73,000.00	4c Apartments 39 2.14	3,402,100.00	Total	1,495,955.30
Interest Payments	36,815.25	Total 936	159,199,700.00	LIABILITIES, RESERVES, AND SURPLUS	
DEFERRED CHARGES	121,602.18	Land Area 1.20 Sq. Miles		Cash Liabilities	534,212.31
SCHOOL, COUNTY, SPECIAL DISTRICT TAXES	1,673,963.83	Net Valuation Taxable-Municipal	160,179,478	Reserves for Receivables	81,551.43
RESERVE FOR UNCOLLECTED TAXES	93,108.97	Net Valuation Taxable-County	174,590,753	Surplus Dec. 31, 1984	880,191.56
EXPENDITURES TOTAL	3,799,679.27	State Equalized Valuation	185,430,827	Total	1,495,955.30
		State Equalization Ratio	86.31		

0603

Population 1980 2,523
 Population 1984 2,620
 S & P Rating
 Moody Rating

General Tax Rate Per \$100.

4.38
 State Equalized Tax Rate
 2.80

DEERFIELD TWP. CUMBERLAND COUNTY

Form of Government:

Township Committee

Number of Members on Governing Body — 5

PER CAPITA:

Gross Debt 434.90
 Net Debt 104.20
 Debt Service 5.86
 Total Tax Levy 461.79
 Municipal Expenditures 268.69

PER CENT:

Gross Debt 2.72
 Net Debt .65
 Tax Levy Collected 82.39
 Tax Levy Cancelled, Abated
 or Adjusted

EXPENDITURES		REVENUES-REALIZED		1984 PROPERTY TAX	
GENERAL GOVERNMENT		1984 Property Taxes Collected		STATE EQUALIZED TAX RATE —→	
Governing Body & Public Boards		1984 Payments in Lieu of Taxes	996,244.74	Local District School Taxes .92	396,048.00
Municipal Clerk		Delinquent Tax & Lien Collections	192,104.86	Regional & Consolidated School Tax .56	242,036.63
Financial Administration	23,100.00	Business Personalty Replacement Taxes	76,042.08	School Taxes in Municipal Budget	
Assessment of Taxes	8,100.00	Taxes from Public Utilities	195,782.00	County Taxes 1.25 *	537,052.79
Collection of Taxes	11,100.00	Other Miscellaneous Tax Revenues		County Library Taxes	
Planning, Housing & Development	5,890.00	State Aid Revenues	18,269.24	Local Municipal Purpose Taxes .06	24,000.00
Human Resources		Federal Aid Revenues		Veteran & Senior Citizen Taxes	39,550.00
Elections		State and Local Fiscal Assistance Act Utilized	16,989.61	Total Taxes for Rate Computation 2.79	1,238,687.42
General Administration (other)	206,100.00	Sale of Acquired Property		Special District Taxes	
JUDICIARY		Other Miscellaneous Revenues	136,616.80	Bank Corp. Taxes	655.71
Municipal Courts	13,850.00	Total	1,582,049.33	Added and Omitted Taxes	10,087.14
PUBLIC SAFETY		Prior Years Surplus Appropriated	310,000.00	Total Taxes Levied - ABSTRACT	1,209,880.27
Fire Protection	30,500.00	REVENUES TOTAL	1,892,049.33	Total Taxes Billed	1,209,224.56
Police Protection	5,000.00	Reserve For Uncollected Taxes	218,000.00	1984 TAXES COLLECTED	996,244.74
Civil Defense & Disaster Control	4,200.00			1984 Taxes Cancelled, Abated or Adjusted	
Environmental Inspection & Control	10,450.00			Transfer to Tax Title Liens or Foreclosed	
Other Public Safety				Balance Outstanding Dec. 31, 1984	212,979.82
PUBLIC WORKS		CAPITAL OUTLAY TOTAL	23,588.00	PRIOR YEARS TAXES OUTSTANDING	
Streets and Drainage	38,980.61	Public Enterprises		Balance January 1, 1984	171,050.05
Sewers and Sewage Processing		Recreation—Culture		Collected in 1984	158,805.76
Garbage and Trash Disposal	26,800.00	Public Works	500.00	Cancelled, Abated or Adjusted 1984	1.69
Public Buildings and Grounds	31,450.00	Buildings and Grounds	23,088.00	Transfers to Tax Title Liens or Foreclosed	
Other Public Works		Library and Education		Balance December 31, 1984	12,242.60
HEALTH and WELFARE		Conservation		TAX TITLE LIENS OUTSTANDING	
Health Services Except Environmental		All Other		Balance January 1, 1984	83,894.65
Welfare-Public Assistance	1,450.00			Transfer From Taxes	
Hospitals, Clinics, First Aid		CAPITAL DEBT AUTHORIZED, DECEMBER 31, 1984		Redeemed in 1984	33,299.10
Animal, Insect, & Rodent Control	8,100.00	ISSUED AND UNISSUED		Cancelled, Abated or Adjusted (1984)	
Other Welfare Services		School	866,440	Transfers to Foreclosed Property	
		Self-liquidating		Balance December 31, 1984	50,595.55
RECREATION and CONSERVATION		Other	273,000	PROPERTY ACQUIRED BY DEED OR	
Beaches and Boardwalks		Total	1,139,440	FORECLOSURE	
Parks, Playgrounds, Shade Trees				Balance January 1, 1984	1,900.00
Land Reclamation & Conservation				Transfers From Taxes or Liens	
Other Recreational Services	12,550.00			Sale for Cash (1984)	
EDUCATION (excluding schools)		ISSUED AND OUTSTANDING		Cancelled, Abated or Adjusted (1984)	
Libraries		School	866,440.37	Balance December 31, 1984	1,900.00
Other Educational Services		Self-Liquidating		CURRENT FINANCES DECEMBER 31, 1984	
STATUTORY EXPENDITURES		Other	240,000.00	ASSETS	
Pensions & F. I. C. A.	10,621.46	Total	1,106,440.37	Cash Dec. 31, 1984	886,142.32
Employee Fringe Benefits		EQUALIZED VALUATION BASIS		Taxes Receivable	225,222.42
Other Statutory Expenditures	1,000.00	FOR NET DEBT COMPUTATION	41,932,017	Tax Title Liens	50,595.55
CETA And Other Public Employment Programs		REAL PROPERTY VALUATIONS		Foreclosed Property	1,900.00
MUNICIPAL FUNCTIONS TOTAL	457,251.07	Code Class # of Parcels % VAL'N		Emergencies & Other Deferred Charges	21,206.00
CAPITAL IMPROVEMENTS *M.F.M.C.*		1 Vacant Land 401 4.90	1,307,200.00	State and Federal Aid Receivable	6,071.73
DEBT SERVICE		2 Residential 701 67.15	17,900,800.00	Other Receivables	4,690.85
Principal Payments		3 Farm 365 18.21	4,852,400.00	Total	1,195,828.87
Interest Payments	15,362.21	4a Commercial 55 9.74	2,597,000.00	LIABILITIES, RESERVES, AND SURPLUS	
DEFERRED CHARGES	13,343.93	4b Industrial		Cash Liabilities	489,258.28
SCHOOL, COUNTY, SPECIAL DISTRICT TAXES	1,175,137.42	4c Apartments		Reserves for Receivables	282,408.82
RESERVE FOR UNCOLLECTED TAXES	218,000.00	Total	26,657,400.00	Surplus Dec. 31, 1984	424,161.77
EXPENDITURES TOTAL	1,879,094.63	Land Area 15.70 Sq. Miles		Total	1,195,828.87
		Net Valuation Taxable-Municipal	27,426,866		
		Net Valuation Taxable-County	47,049,809		
		State Equalized Valuation	42,526,045		
		State Equalization Ratio	63.84		

1984/3000



*Includes County Health Service Taxes or County Vocational School Taxes. See Table 13.

0309
 Population 1980 3,730
 Population 1984 3,677
 S & P Rating
 Moody Rating A

General Tax Rate Per \$100.
 3.13
 State Equalized Tax Rate
 2.63

DELANCO TOWNSHIP - BURLINGTON CO.

Form of Government:

Township Committee

Number of Members on Governing Body - 3

PER CAPITA:

Gross Debt 183.11
 Net Debt 178.68
 Debt Service 44.24
 Total Tax Levy 608.38
 Municipal Expenditures 325.34

PER CENT:

Gross Debt .85
 Net Debt .83
 Tax Levy Collected 96.14
 Tax Levy Cancelled, Abated or Adjusted .43

EXPENDITURES		REVENUES-REALIZED		1984 PROPERTY TAX	
GENERAL GOVERNMENT				STATE EQUALIZED TAX RATE	
Governing Body & Public Boards		1984 Property Taxes Collected	2,148,880.74	Local District School Taxes	1.54
Municipal Clerk		1984 Payments in Lieu of Taxes		Regional & Consolidated School Tax	
Financial Administration	17,160.00	Delinquent Tax & Lien Collections	112,474.76	School Taxes in Municipal Budget	
Assessment of Taxes	6,707.00	Business Personality Replacement Taxes	159,814.52	County Taxes	.62
Collection of Taxes	10,066.00	Taxes from Public Utilities	260,079.00	County Library Taxes	.03
Planning, Housing & Development	6,631.00	Other Miscellaneous Tax Revenues		Local Municipal Purpose Taxes	.44
Human Resources		State Aid Revenues	42,221.68	Veteran & Senior Citizen Taxes	
Elections		Federal Aid Revenues		Total Taxes for Rate Computation	2.63
General Administration (other)	114,571.00	State and Local Fiscal Assistance Act Utilized	27,772.00	Special District Taxes	
JUDICIARY		Sale of Acquired Property		Bank Corp. Taxes	
Municipal Courts	19,261.00	Other Miscellaneous Revenues	192,945.36	Added and Omitted Taxes	
PUBLIC SAFETY		Total	2,944,188.06	Total Taxes Levied - ABSTRACT	
Fire Protection		Prior Years Surplus Appropriated	176,000.00	Total Taxes Billed	2,237,026.37
Police Protection	236,165.00	REVENUES TOTAL	3,120,188.06	1984 TAXES COLLECTED	2,148,880.74
Civil Defense & Disaster Control	100.00	Reserve For Uncollected Taxes	192,774.00	1984 Taxes Cancelled, Abated or Adjusted	9,669.80
Environmental Inspection & Control	9,312.00			Transfer to Tax Title Liens or Foreclosed	1,009.20
Other Public Safety				Balance Outstanding Dec. 31, 1984	75,627.82
PUBLIC WORKS		CAPITAL OUTLAY TOTAL		PRIOR YEARS TAXES OUTSTANDING	
Streets and Drainage	162,555.00	Public Enterprises		Balance January 1, 1984	116,579.01
Sewers and Sewage Processing		Recreation—Culture		Collected in 1984	112,474.76
Garbage and Trash Disposal	92,294.00	Public Works		Cancelled, Abated or Adjusted 1984	3,922.35
Public Buildings and Grounds	17,103.00	Buildings and Grounds		Transfers to Tax Title Liens or Foreclosed	
Other Public Works		Library and Education		Balance December 31, 1984	181.90
HEALTH and WELFARE		Conservation		TAX TITLE LIENS OUTSTANDING	
Health Services Except Environmental	553.00	All Other		Balance January 1, 1984	4,544.23
Welfare-Public Assistance	3,117.00			Transfer From Taxes	1,009.20
Hospitals, Clinics, First Aid		CAPITAL DEBT AUTHORIZED, DECEMBER 31, 1984		Redeemed in 1984	
Animal, Insect, & Rodent Control	1,000.00	ISSUED AND UNISSUED		Cancelled, Abated or Adjusted (1984)	
Other Welfare Services		School	16,312	Transfers to Foreclosed Property	
RECREATION and CONSERVATION		Self-liquidating		Balance December 31, 1984	5,553.43
Beaches and Boardwalks		Other	657,000	PROPERTY ACQUIRED BY DEED OR	
Parks, Playgrounds, Shade Trees	5,396.00	Total	673,312	FORECLOSURE	
Land Reclamation & Conservation				Balance January 1, 1984	4,500.00
Other Recreational Services	9,896.00	ISSUED AND OUTSTANDING		Transfers From Taxes or Liens	
EDUCATION (excluding schools)		School		Sale for Cash (1984)	
Libraries	31,000.00	Self-liquidating		Cancelled, Abated or Adjusted (1984)	
Other Educational Services		Other	632,000.00	Balance December 31, 1984	4,500.00
STATUTORY EXPENDITURES		Total	632,000.00	CURRENT FINANCES DECEMBER 31, 1984	
Pensions & F. I. C. A.	54,940.00	EQUALIZED VALUATION BASIS		ASSETS	
Employee Fringe Benefits	30,790.00	FOR NET DEBT COMPUTATION	79,219,440	Cash Dec. 31, 1984	1,196,673.27
Other Statutory Expenditures	2,500.00	REAL PROPERTY VALUATIONS		Taxes Receivable	75,809.72
CETA And Other Public Employment Programs		Code Class # of Parcels % VAL'N		Tax Title Liens	5,553.43
MUNICIPAL FUNCTIONS TOTAL	831,623.00	1 Vacant Land 30 2.26	1,543,800.00	Foreclosed Property	4,500.00
CAPITAL IMPROVEMENTS *MFMU*	25,000.00	2 Residential 1188 69.10	47,163,200.00	Emergencies & Other Deferred Charges	
DEBT SERVICE		3 Farm 22 .98	671,900.00	State and Federal Aid Receivable	
Principal Payments	110,000.00	4a Commercial 41 11.17	7,627,100.00	Other Receivables	2,209.42
Interest Payments	52,675.58	4b Industrial 11 15.63	10,669,400.00	Total	1,284,745.84
		4c Apartments 7 .85	580,700.00	LIABILITIES, RESERVES, AND SURPLUS	
		Total 1299	68,256,100.00	Cash Liabilities	735,757.87
DEFERRED CHARGES	9,210.00	Land Area 2.16 Sq. Miles		Reserves for Receivables	88,072.57
SCHOOL, COUNTY, SPECIAL DISTRICT TAXES	1,871,947.35	Net Valuation Taxable-Municipal	68,749,225	Surplus Dec. 31, 1984	460,915.40
RESERVE FOR UNCOLLECTED TAXES	192,774.00	Net Valuation Taxable-County	84,193,303	Total	1,284,745.84
EXPENDITURES TOTAL	3,063,229.93	State Equalized Valuation	81,815,705		
		State Equalization Ratio	83.94		

2.12

Number of Members on Governing Body – 3

or Adjusted .13

174

0310
Population 1980 14,811
Population 1984 14,505
S & P Rating
Moody Rating

General Tax Rate Per \$100. 2.79
State Equalized Tax Rate 2.45

DELRAN TOWNSHIP – BURLINGTON CO.
Form of Government:
Mayor–Council Plan D (OMCL 50)
Number of Members on Governing Body – 5

PER CAPITA:
Gross Debt 306.11
Net Debt 16.00
Debt Service 3.05
Total Tax Levy 524.47
Municipal Expenditures 187.70
PER CENT:
Gross Debt 1.51
Net Debt .08
Tax Levy Collected 97.81
Tax Levy Cancelled, Abated or Adjusted .16

EXPENDITURES		REVENUES-REALIZED		1984 PROPERTY TAX	
GENERAL GOVERNMENT				STATE EQUALIZED TAX RATE → 1.49	
Governing Body & Public Boards	19,700.00	1984 Property Taxes Collected 7,486,094.52		Local District School Taxes	4,479,134.00
Municipal Clerk	37,100.00	1984 Payments in Lieu of Taxes		Regional & Consolidated School Tax	
Financial Administration	80,550.00	Delinquent Tax & Lien Collections 160,733.00		School Taxes in Municipal Budget	
Assessment of Taxes	7,500.00	Business Personalty Replacement Taxes 186,979.44		County Taxes	1,798,710.72
Collection of Taxes	31,089.00	Taxes from Public Utilities 749,095.00		County Library Taxes	101,164.82
Planning, Housing & Development	27,562.44	Other Miscellaneous Tax Revenues		Local Municipal Purpose Taxes	1,006,400.00
Human Resources		State Aid Revenues 79,727.18		Veteran & Senior Citizen Taxes	114,650.00
Elections		Federal Aid Revenues		Total Taxes for Rate Computation	7,500,059.54
General Administration (other)	219,277.29	State and Local Fiscal Assistance Act Utilized 88,346.00		Special District Taxes	253,500.00
JUDICIARY		Sale of Acquired Property		Bank Corp. Taxes	7,169.10
Municipal Courts	28,400.00	Other Miscellaneous Revenues		Added and Omitted Taxes	13,841.81
PUBLIC SAFETY		Total 9,052,633.17		Total Taxes Levied - ABSTRACT	7,659,920.45
Fire Protection		Prior Years Surplus Appropriated 300,000.00		Total Taxes Billed	7,652,806.65
Police Protection	760,774.00	REVENUES TOTAL 9,352,633.17		1984 TAXES COLLECTED	7,486,094.52
Civil Defense & Disaster Control	5.00	Reserve For Uncollected Taxes 308,001.00		1984 Taxes Cancelled, Abated or Adjusted	11,866.78
Environmental Inspection & Control	35,630.00	CAPITAL OUTLAY TOTAL 7,957.55		Transfer to Tax Title Liens or Foreclosed	11,308.15
Other Public Safety				Balance Outstanding Dec. 31, 1984	144,537.20
PUBLIC WORKS		Public Enterprises		PRIOR YEARS TAXES OUTSTANDING	
Streets and Drainage	439,825.00	Recreation—Culture		Balance January 1, 1984	170,554.15
Sewers and Sewage Processing		Public Works		Collected in 1984	149,223.10
Garbage and Trash Disposal	238,200.00	Buildings and Grounds 6,200.00		Cancelled, Abated or Adjusted 1984	432.26
Public Buildings and Grounds	40,000.00	Library and Education 1,657.55		Transfers to Tax Title Liens or Foreclosed	15,311.55
Other Public Works		CAPITAL DEBT AUTHORIZED, DECEMBER 31, 1984		Balance December 31, 1984	5,587.24
HEALTH and WELFARE		ISSUED AND UNISSUED		TAX TITLE LIENS OUTSTANDING	
Health Services Except Environmental	200.00	GROSS DEBT		Balance January 1, 1984	22,657.78
Welfare-Public Assistance	1,000.00	NET DEBT		Transfer From Taxes	30,661.51
Hospitals, Clinics, First Aid		School 4,237,000		Redeemed in 1984	12,130.96
Animal, Insect, & Rodent Control	18,000.00	Self-liquidating 233,700		Cancelled, Abated or Adjusted (1984)	
Other Welfare Services	2,300.00	Other 233,700		Transfers to Foreclosed Property	
RECREATION and CONSERVATION		Total 4,470,700		Balance December 31, 1984	41,188.33
Beaches and Boardwalks		ISSUED AND OUTSTANDING		PROPERTY ACQUIRED BY DEED OR FORECLOSURE	
Parks, Playgrounds, Shade Trees	5.00	School 4,237,000.00		Balance January 1, 1984	3,615.00
Land Reclamation & Conservation		Self-Liquidating 233,700.00		Transfers From Taxes or Liens	
Other Recreational Services	22,290.00	Other 233,700.00		Sale for Cash (1984)	
EDUCATION (excluding schools)		Total 4,470,700.00		Cancelled, Abated or Adjusted (1984)	
Libraries		EQUALIZED VALUATION BASIS		Balance December 31, 1984	3,615.00
Other Educational Services	300.00	FOR NET DEBT COMPUTATION		CURRENT FINANCES DECEMBER 31, 1984	
STATUTORY EXPENDITURES		REAL PROPERTY VALUATIONS		ASSETS	
Pensions & F. I. C. A.	153,470.00	Code Class # of Parcels % VAL'N		Cash Dec. 31, 1984	857,195.01
Employee Fringe Benefits	118,200.00	1 Vacant Land 116 2.12		Taxes Receivable	150,124.44
Other Statutory Expenditures	500.00	2 Residential 3444 75.71		Tax Title Liens	41,188.33
CETA And Other Public Employment Programs		3 Farm 50 .53		Foreclosed Property	3,615.00
MUNICIPAL FUNCTIONS		4a Commercial 153 15.53		Emergencies & Other Deferred Charges	
CAPITAL IMPROVEMENTS *MEMO*		4b Industrial 6 .76		State and Federal Aid Receivable	3,166.69
DEBT SERVICE		4c Apartments 2 5.36		Other Receivables	7,212.09
Principal Payments	96,434.00	Total 3771		Total	1,062,501.56
Interest Payments	21,064.15	Land Area 6.91 Sq. Miles		LIABILITIES, RESERVES, AND SURPLUS	
DEFERRED CHARGES		Net Valuation Taxable-Municipal 264,816,505		Cash Liabilities	302,174.95
SCHOOL, COUNTY, SPECIAL DISTRICT TAXES	6,632,509.54	Net Valuation Taxable-County 302,698,091		Reserves for Receivables	202,139.86
RESERVE FOR UNCOLLECTED TAXES	308,001.00	State Equalized Valuation 300,584,783		Surplus Dec. 31, 1984	558,186.75
EXPENDITURES TOTAL	9,373,796.13	State Equalization Ratio 87.98		Total	1,062,501.56

0209
Population 1980 4,963
Population 1984 4,977
S & P Rating
Moody Rating A

General Tax Rate Per \$100. 3.29
State Equalized Tax Rate 2.25

DEMAREST BOROUGH - BERGEN COUNTY
Form of Government:
Borough Council
Number of Members on Governing Body - 6

PER CAPITA:
Gross Debt 510.93
Net Debt 464.50
Debt Service 86.19
Totql Tax Levy 1,084.61
Municipal Expenditures 412.99
PER CENT:
Gross Debt 1.16
Net Debt 1.06
Tax Levy Collected 99.34
Tax Levy Cancelled, Abated or Adjusted .05

EXPENDITURES	REVENUES-REALIZED	1984 PROPERTY TAX
GENERAL GOVERNMENT		STATE EQUALIZED TAX RATE
Governing Body & Public Boards		Local District School Taxes .75 1,797,734.00
Municipal Clerk		Regional & Consolidated School Tax .62 1,472,210.69
Financial Administration 42,326.52	1984 Property Taxes Collected 5,351,269.49	School Taxes in Municipal Budget .35 837,841.65
Assessment of Taxes 9,196.00	1984 Payments in Lieu of Taxes 75,584.21	County Library Taxes .53 1,257,617.05
Collection of Taxes 20,812.22	Delinquent Tax & Lien Collections 14,453.12	Veteran & Senior Citizen Taxes 33,900.00
Planning, Housing & Development 5,550.00	Business Personalty Replacement Taxes 381,043.00	Total Taxes for Rate Computation 2.25 5,399,303.39
Human Resources	Taxes from Public Utilities	Special District Taxes
Elections 775.00	Other Miscellaneous Tax Revenues	Bank Corp. Taxes 8,145.43
General Administration (other) 187,662.84	State Aid Revenues 45,195.88	Added and Omitted Taxes 24,546.27
JUDICIARY	Federal Aid Revenues	Total Taxes Levied - ABSTRACT 5,398,095.09
Municipal Courts 12,195.00	State and Local Fiscal Assistance Act Utilized 32,687.76	Total Taxes Billed 5,386,821.86
PUBLIC SAFETY	Sale of Acquired Property	1984 TAXES COLLECTED 5,351,269.49
Fire Protection 93,325.70	Other Miscellaneous Revenues 168,962.44	1984 Taxes Cancelled, Abated or Adjusted 2,800.00
Police Protection 462,768.34	Total 6,069,195.90	Transfer to Tax Title Liens or Foreclosed 704.06
Civil Defense & Disaster Control 10.00	Prior Years Surplus Appropriated 150,000.00	Balance Outstanding Dec. 31, 1984 32,048.31
Environmental Inspection & Control 16,225.00	REVENUES TOTAL 6,219,195.90	PRIOR YEARS TAXES OUTSTANDING
Other Public Safety	Reserve For Uncollected Taxes 109,407.00	Balance January 1, 1984 60,856.26
PUBLIC WORKS	CAPITAL OUTLAY TOTAL 135,224.73	Collected in 1984 60,738.82
Streets and Drainage 186,642.71	Public Enterprises	Cancelled, Abated or Adjusted 1984
Sewers and Sewage Processing 97,669.96	Recreation—Culture	Transfers to Tax Title Liens or Foreclosed
Garbage and Trash Disposal	Public Works 131,869.07	Balance December 31, 1984 117.44
Public Buildings and Grounds 32,290.00	Buildings and Grounds 3,355.66	TAX TITLE LIENS OUTSTANDING
Other Public Works 14,000.00	Library and Education	Balance January 1, 1984 17,468.14
HEALTH and WELFARE	Conservation	Transfer From Taxes 704.06
Health Services Except Environmental	All Other	Redeemed in 1984 14,845.39
Welfare-Public Assistance 300.00		Cancelled, Abated or Adjusted (1984)
Hospitals, Clinics, First Aid	CAPITAL DEBT AUTHORIZED, DECEMBER 31, 1984	Transfers to Foreclosed Property
Animal, Insect, & Rodent Control	ISSUED AND UNISSUED GROSS DEBT NET DEBT	Balance December 31, 1984 3,326.81
Other Welfare Services	School 231,106	PROPERTY ACQUIRED BY DEED OR
RECREATION and CONSERVATION	Self-liquidating 2,311,800	FORECLOSURE
Beaches and Boardwalks 107,327.71	Other 2,542,906	Balance January 1, 1984 194,099.00
Parks, Playgrounds, Shade Trees 250.00	Total 2,542,906	Transfers From Taxes or Liens
Land Reclamation & Conservation 14,050.00	ISSUED AND OUTSTANDING	Sale for Cash (1984) 13,600.00
Other Recreational Services	School 231,106.91	Cancelled, Abated or Adjusted (1984) 122,400.00
EDUCATION (excluding schools)	Self-Liquidating	Balance December 31, 1984 53,099.00
Libraries 5,000.00	Other 2,311,800.00	CURRENT FINANCES DECEMBER 31, 1984
Other Educational Services 100.00	Total 2,542,906.91	ASSETS
STATUTORY EXPENDITURES	EQUALIZED VALUATION BASIS	Cash Dec. 31, 1984 527,509.59
Pensions & F. I. C. A. 120,700.00	FOR NET DEBT COMPUTATION 218,813.036	Taxes Receivable 32,165.75
Employee Fringe Benefits 43,400.00	REAL PROPERTY VALUATIONS	Tax Title Liens 3,326.81
Other Statutory Expenditures 1,500.00	Code Class # of Parcels % VAL'N ASSESSED VALUATION	Foreclosed Property 58,099.00
CETA And Other Public Employment Programs	1 Vacant Land 75 2.27 3,701,600.00	Emergencies & Other Deferred Charges 18,000.00
MUNICIPAL FUNCTIONS TOTAL 1,438,176.43	2 Residential 1514 93.56 152,486,000.00	State and Federal Aid Receivable 50.00
CAPITAL IMPROVEMENTS *MEMO* 10,000.00	3 Farm	Other Receivables 132,771.21
DEBT SERVICE	4a Commercial 9 4.17 6,799,500.00	Total 771,922.36
Principal Payments 295,800.00	4b Industrial	LIABILITIES, RESERVES, AND SURPLUS
Interest Payments 133,159.03	4c Apartments	Cash Liabilities 267,863.65
DEFERRED CHARGES 28,385.30	Total 1598 162,987,100.00	Reserves for Receivables 226,412.77
SCHOOL, COUNTY, SPECIAL DISTRICT TAXES 4,107,786.34	Land Area 2.10 Sq. Miles	Surplus Dec. 31, 1984 277,645.94
RESERVE FOR UNCOLLECTED TAXES 109,407.00	Net Valuation Taxable-Municipal 163,458,920	Total 771,922.36
EXPENDITURES TOTAL 6,163,214.10	Net Valuation Taxable-County 221,714,607	
	State Equalized Valuation 238,931,366	
	State Equalization Ratio 68.35	

0504
Population 1980 3,989
Population 1984 4,478
S & P Rating
Moody Rating

General Tax Rate Per \$100. 1.37
State Equalized Tax Rate 1.38

DENNIS TOWNSHIP – CAPE MAY COUNTY
Form of Government:
Township Committee
Number of Members on Governing Body – 3

PER CAPITA:
Gross Debt 122.82
Net Debt
Debt Service
Total Tax Levy 521.53
Municipal Expenditures 303.93
PER CENT:
Gross Debt .50
Net Debt
Tax Levy Collected 82.81
Tax Levy Cancelled, Abated or Adjusted .46

EXPENDITURES		REVENUES-REALIZED		1984 PROPERTY TAX	
GENERAL GOVERNMENT				STATE EQUALIZED TAX RATE → 1.47	
Governing Body & Public Boards		1984 Property Taxes Collected	1,930,705.84	Local District School Taxes	1,734,272.00
Municipal Clerk		1984 Payments in Lieu of Taxes		Regional & Consolidated School Tax	
Financial Administration	25,300.00	Delinquent Tax & Lien Collections	303,066.97	School Taxes in Municipal Budget	
Assessment of Taxes	22,700.00	Business Personalty Replacement Taxes	16,926.52	County Taxes	.39 463,784.39
Collection of Taxes	47,600.00	Taxes from Public Utilities	557,852.00	County Library Taxes	.02 28,498.80
Planning, Housing & Development	25,700.00	Other Miscellaneous Tax Revenues		Local Municipal Purpose Taxes	
Human Resources		State Aid Revenues	21,977.79	Veteran & Senior Citizen Taxes	52,400.00
Elections	1,900.00	Federal Aid Revenues		Total Taxes for Rate Computation	1.88 2,278,955.19
General Administration (other)	177,700.00	State and Local Fiscal Assistance Act Utilized	15,300.00	Special District Taxes	79,973.00
JUDICIARY		Sale of Acquired Property		Bank Corp. Taxes	4,007.03
Municipal Courts	56,700.00	Other Miscellaneous Revenues	299,346.53	Added and Omitted Taxes	24,858.56
PUBLIC SAFETY		Total	3,145,175.70	Total Taxes Levied - ABSTRACT	2,335,393.78
Fire Protection	9,000.00	Prior Years Surplus Appropriated	708,000.00	Total Taxes Billed	2,331,386.75
Police Protection	15,000.00	REVENUES TOTAL	3,853,175.70	1984 TAXES COLLECTED	1,930,705.84
Civil Defense & Disaster Control	12,600.00	Reserve For Uncollected Taxes	438,200.00	1984 Taxes Cancelled, Abated or Adjusted	10,650.22
Environmental Inspection & Control	43,900.00			Transfer to Tax Title Liens or Foreclosed	46,928.88
Other Public Safety		CAPITAL OUTLAY TOTAL	51,160.00	Balance Outstanding Dec. 31, 1984	343,101.81
PUBLIC WORKS				PRIOR YEARS TAXES OUTSTANDING	
Streets and Drainage	231,300.00	Public Enterprises		Balance January 1, 1984	285,315.45
Sewers and Sewage Processing		Recreation—Culture		Collected in 1984	266,806.37
Garbage and Trash Disposal	96,000.00	Public Works	51,160.00	Cancelled, Abated or Adjusted 1984	307.32
Public Buildings and Grounds	13,800.00	Buildings and Grounds		Transfers to Tax Title Liens or Foreclosed	18,041.72
Other Public Works		Library and Education		Balance December 31, 1984	160.04
HEALTH and WELFARE		Conservation		TAX TITLE LIENS OUTSTANDING	
Health Services Except Environmental	1,800.00	All Other		Balance January 1, 1984	155,366.11
Welfare-Public Assistance	7,500.00			Transfer From Taxes	66,845.42
Hospitals, Clinics, First Aid		CAPITAL DEBT AUTHORIZED, DECEMBER 31, 1984		Redeemed in 1984	36,260.60
Animal, Insect, & Rodent Control	13,300.00	ISSUED AND UNISSUED GROSS DEBT NET DEBT		Cancelled, Abated or Adjusted (1984)	
Other Welfare Services		School 550,000		Transfers to Foreclosed Property	
RECREATION and CONSERVATION		Self-Liquidating		Balance December 31, 1984	185,950.93
Beaches and Boardwalks		Other		PROPERTY ACQUIRED BY DEED OR FORECLOSURE	
Parks, Playgrounds, Shade Trees	5,300.00	Total 550,000		Balance January 1, 1984	73,140.00
Land Reclamation & Conservation		ISSUED AND OUTSTANDING		Transfers From Taxes or Liens	
Other Recreational Services		School 550,000.00		Sale for Cash (1984)	
EDUCATION (excluding schools)		Self-Liquidating		Cancelled, Abated or Adjusted (1984)	
Libraries		Other		Balance December 31, 1984	73,140.00
Other Educational Services		Total 550,000.00		CURRENT FINANCES DECEMBER 31, 1984	
STATUTORY EXPENDITURES		EQUALIZED VALUATION BASIS FOR NET DEBT COMPUTATION	109,748,197	ASSETS	
Pensions & F. I. C. A.	62,200.00	REAL PROPERTY VALUATIONS		Cash Dec. 31, 1984	2,150,112.75
Employee Fringe Benefits	43,900.00	Code Class # of Parcels % VAL'N		Taxes Receivable	343,261.85
Other Statutory Expenditures	4,000.00	1 Vacant Land 1435 18.60	21,771,830.00	Tax Title Liens	185,950.93
CETA And Other Public Employment Programs		2 Residential 1513 69.47	81,307,100.00	Foreclosed Property	73,140.00
MUNICIPAL FUNCTIONS TOTAL	922,800.00	3 Farm 284 5.20	6,092,250.00	Emergencies & Other Deferred Charges	
CAPITAL IMPROVEMENTS *M.F.M.C.*	20,000.00	4a Commercial 59 6.68	7,820,080.00	State and Federal Aid Receivable	4,524.11
DEBT SERVICE		4b Industrial		Other Receivables	6,042.32
Principal Payments		4c Apartments 1 .04	50,800.00	Total	2,763,031.96
Interest Payments		Total 3297	117,042,060.00	LIABILITIES, RESERVES, AND SURPLUS	
DEFERRED CHARGES		Land Area 64.97 Sq. Miles		Cash Liabilities	1,345,508.12
SCHOOL, COUNTY, SPECIAL DISTRICT TAXES	2,306,528.19	Net Valuation Taxable-Municipal	118,876,967	Reserves for Receivables	608,395.10
RESERVE FOR UNCOLLECTED TAXES	438,200.00	Net Valuation Taxable-County	113,952,846	Surplus Dec. 31, 1984	809,128.74
EXPENDITURES TOTAL	3,667,528.19	State Equalized Valuation	113,132,698	Total	2,763,031.96
		State Equalization Ratio	100.64		

1408
Population 1980 14,380
Population 1984 14,275
S & P Rating
Moody Rating AAA

General Tax Rate Per \$100.
7.50
State Equalized Tax Rate
2.20

DENVILLE TOWNSHIP - MORRIS COUNTY
Form of Government:
Mayor-Council Plan F (OMCL 50)
Number of Members on Governing Body - 7

PER CAPITA:
Gross Debt 400.36
Net Debt 213.87
Debt Service 34.31
Total Tax Levy 839.78
Municipal Expenditures 424.37
PER CENT:
Gross Debt 1.17
Net Debt .62
Tax Levy Collected 97.73
Tax Levy Cancelled, Abated or Adjusted .07

EXPENDITURES		REVENUES-REALIZED		1984 PROPERTY TAX	
GENERAL GOVERNMENT		STATE EQUALIZED TAX RATE		Local District School Taxes .83	
Governing Body & Public Boards	10,965.00	1984 Property Taxes Collected	11,688,211.17	Regional & Consolidated School Tax .59	4,453,382.00
Municipal Clerk	70,884.00	1984 Payments in Lieu of Taxes		School Taxes in Municipal Budget	3,169,202.34
Financial Administration	79,054.00	Delinquent Tax & Lien Collections	305,382.63	County Taxes .36	1,938,263.32
Assessment of Taxes	266,804.00	Business Personalty Replacement Taxes	226,249.56	County Library Taxes	
Collection of Taxes	50,080.00	Taxes from Public Utilities	1,149,648.00	Local Municipal Purpose Taxes .42	2,275,550.89
Planning, Housing & Development	93,670.00	Other Miscellaneous Tax Revenues		Veteran & Senior Citizen Taxes	131,900.00
Human Resources	20,420.00	State Aid Revenues	122,813.78	Total Taxes for Rate Computation 2.20	11,968,298.55
Elections	5,975.00	Federal Aid Revenues		Special District Taxes	
General Administration (other)	606,271.92	State and Local Fiscal Assistance Act Utilized	85,566.26	Bank Corp. Taxes	42,154.81
JUDICIARY		Sale of Acquired Property		Added and Omitted Taxes	109,319.02
Municipal Courts	92,479.00	Other Miscellaneous Revenues	1,479,806.08	Total Taxes Levied - ABSTRACT	11,987,872.38
PUBLIC SAFETY		Total	15,057,677.43	Total Taxes Billed	11,959,182.08
Fire Protection	143,320.00	Prior Years Surplus Appropriated	615,000.00	1984 TAXES COLLECTED	11,688,211.17
Police Protection	1,163,252.40	REVENUES TOTAL	15,672,677.43	1984 Taxes Cancelled, Abated or Adjusted	8,637.60
Civil Defense & Disaster Control	6,520.00	Reserve For Uncollected Taxes	419,193.85	Transfer to Tax Title Liens or Foreclosed	17,200.00
Environmental Inspection & Control	70,172.00	CAPITAL OUTLAY TOTAL	885,196.39	Balance Outstanding Dec. 31, 1984	245,133.31
Other Public Safety				PRIOR YEARS TAXES OUTSTANDING	
PUBLIC WORKS				Balance January 1, 1984	269,378.91
Streets and Drainage	585,722.48	Public Enterprises	205,669.99	Collected in 1984	257,746.59
Sewers and Sewage Processing		Recreation—Culture	91.68	Cancelled, Abated or Adjusted 1984	7,197.37
Garbage and Trash Disposal	23,300.00	Public Works	211,375.86	Transfers to Tax Title Liens or Foreclosed	4,434.95
Public Buildings and Grounds	57,995.00	Buildings and Grounds	18,563.35	Balance December 31, 1984	
Other Public Works	9,839.74	Library and Education	449,489.91	TAX TITLE LIENS OUTSTANDING	
HEALTH and WELFARE		Conservation		Balance January 1, 1984	49,337.93
Health Services Except Environmental	97,810.00	All Other		Transfer From Taxes	22,185.57
Welfare-Public Assistance	18,107.20	CAPITAL DEBT AUTHORIZED, DECEMBER 31, 1984		Redeemed in 1984	47,636.04
Hospitals, Clinics, First Aid	3,000.00	ISSUED AND UNISSUED		Cancelled, Abated or Adjusted (1984)	441.07
Animal, Insect, & Rodent Control	1,500.00	School	1,542,164	Transfers to Foreclosed Property	91.91
Other Welfare Services		Self-liquidating	1,120,000	Balance December 31, 1984	23,354.48
RECREATION and CONSERVATION		Other	3,052,972	PROPERTY ACQUIRED BY DEED OR FORECLOSURE	
Beaches and Boardwalks		Total	5,715,136	Balance January 1, 1984	335,240.09
Parks, Playgrounds, Shade Trees	106,773.00	ISSUED AND OUTSTANDING		Transfers From Taxes or Liens	91.91
Land Reclamation & Conservation	10,215.00	School	1,542,164.46	Sale for Cash (1984)	
Other Recreational Services	39,625.00	Self-liquidating	561,000.00	Cancelled, Abated or Adjusted (1984)	
EDUCATION (excluding schools)		Other	2,670,000.00	Balance December 31, 1984	335,332.00
Libraries	308,898.00	Total	4,773,164.46	CURRENT FINANCES DECEMBER 31, 1984	
Other Educational Services	7,980.00	EQUALIZED VALUATION BASIS		ASSETS	
STATUTORY EXPENDITURES		FOR NET DEBT COMPUTATION	490,418,920	Cash Dec. 31, 1984	3,040,226.46
Pensions & F. I. C. A.	312,765.36	REAL PROPERTY VALUATIONS		Taxes Receivable	245,133.31
Employee Fringe Benefits	162,672.00	Code Class # of Parcels % VAL'N		Tax Title Liens	23,354.48
Other Statutory Expenditures	13,749.44	1 Vacant Land 801 4.02	6,268,300.00	Foreclosed Property	335,332.00
CETA And Other Public Employment Programs		2 Residential 4539 76.54	119,228,750.00	Emergencies & Other Deferred Charges	282,500.00
MUNICIPAL FUNCTIONS TOTAL	4,460,820.14	3 Farm 60 .61	940,340.00	State and Federal Aid Receivable	
CAPITAL IMPROVEMENTS *MEMO*	278,200.00	4a Commercial 202 10.98	17,105,250.00	Other Receivables	5,000.00
DEBT SERVICE		4b Industrial 28 6.84	10,657,400.00	Total	3,931,546.25
Principal Payments	230,000.00	4c Apartments 3 1.01	1,572,400.00	LIABILITIES, RESERVES, AND SURPLUS	
Interest Payments	209,844.00	Total 5633	155,772,940.00	Cash Liabilities	2,402,745.13
DEFERRED CHARGES	688,000.00	Land Area 12.70 Sq. Miles		Reserves for Receivables	608,819.79
SCHOOL, COUNTY, SPECIAL DISTRICT TAXES	9,560,847.66	Net Valuation Taxable-Municipal	157,998,174	Surplus Dec. 31, 1984	919,981.33
RESERVE FOR UNCOLLECTED TAXES	419,193.85	Net Valuation Taxable-County	531,297,136	Total	3,931,546.25
EXPENDITURES TOTAL	15,613,705.65	State Equalized Valuation	533,867,631		
		State Equalization Ratio	29.31		

0802
 Population 1980 23,473
 Population 1984 23,965
 S & P Rating AAA
 Moody Rating AAA
 General Tax Rate Per \$100. 3.21
 State Equalized Tax Rate 2.82

DEPTFORD TOWNSHIP – GLOUCESTER CO.
Form of Government:
Council-Manager Plan E (OMCL 50)
Number of Members on Governing Body – 7

PER CAPITA:
 Gross Debt 262.94
 Net Debt 228.35
 Debt Service 34.80
 Total Tax Levy 630.25
 Municipal Expenditures 332.19
PER CENT:
 Gross Debt 1.32
 Net Debt 1.15
 Tax Levy Collected 93.88
 Tax Levy Cancelled, Abated or Adjusted .15

EXPENDITURES		REVENUES-REALIZED		1984 PROPERTY TAX	
GENERAL GOVERNMENT				STATE EQUALIZED TAX RATE → 1.40	
Governing Body & Public Boards	30,150.00	1984 Property Taxes Collected	14,173,087.23	Local District School Taxes	7,152,190.00
Municipal Clerk	42,663.08	1984 Payments in Lieu of Taxes		Regional & Consolidated School Tax	
Financial Administration	89,831.36	Delinquent Tax & Lien Collections	799,653.58	School Taxes in Municipal Budget	
Assessment of Taxes	62,342.74	Business Personalty Replacement Taxes	169,201.24	County Taxes	3,372,990.56
Collection of Taxes	58,418.38	Taxes from Public Utilities	1,392,545.00	County Library Taxes	
Planning, Housing & Development	26,517.38	Other Miscellaneous Tax Revenues		Local Municipal Purpose Taxes	3,846,550.33
Human Resources	22,302.74	State Aid Revenues	953,984.25	Veteran & Senior Citizen Taxes	263,000.00
Elections	5,630.00	Federal Aid Revenues		Total Taxes for Rate Computation	14,634,730.89
General Administration (other)	593,933.99	State and Local Fiscal Assistance Act Utilized	175,991.00	Special District Taxes	537,842.07
JUDICIARY		Sale of Acquired Property		Bank Corp. Taxes	17,674.98
Municipal Courts	83,326.40	Other Miscellaneous Revenues	913,476.95	Added and Omitted Taxes	176,654.95
PUBLIC SAFETY		Total	18,577,939.25	Total Taxes Levied - ABSTRACT	15,103,902.89
Fire Protection	4,195.00	Prior Years Surplus Appropriated		Total Taxes Billed	15,097,343.20
Police Protection	1,412,525.97	REVENUES TOTAL	18,577,939.25	1984 TAXES COLLECTED	14,173,087.23
Civil Defense & Disaster Control	100.00	Reserve For Uncollected Taxes	1,218,124.03	1984 Taxes Cancelled, Abated or Adjusted	23,341.37
Environmental Inspection & Control	133,668.60	CAPITAL OUTLAY TOTAL	53,225.18	Transfer to Tax Title Liens or Foreclosed	104,884.61
Other Public Safety				Balance Outstanding Dec. 31, 1984	796,029.99
PUBLIC WORKS				PRIOR YEARS TAXES OUTSTANDING	
Streets and Drainage	375,324.22	Public Enterprises		Balance January 1, 1984	836,779.26
Sewers and Sewage Processing	244,730.96	Recreation—Culture		Collected in 1984	682,351.96
Garbage and Trash Disposal	28,200.00	Public Works	51,725.18	Cancelled, Abated or Adjusted 1984	1,931.10
Public Buildings and Grounds	91,887.93	Buildings and Grounds	1,500.00	Transfers to Tax Title Liens or Foreclosed	19,960.83
Other Public Works	198,897.66	Library and Education		Balance December 31, 1984	132,535.37
HEALTH and WELFARE		Conservation		TAX TITLE LIENS OUTSTANDING	
Health Services Except Environmental	8,633.47	All Other		Balance January 1, 1984	417,541.92
Welfare-Public Assistance	60,000.00	CAPITAL DEBT AUTHORIZED, DECEMBER 31, 1984		Transfer From Taxes	127,661.58
Hospitals, Clinics, First Aid		ISSUED AND UNISSUED GROSS DEBT		Redeemed in 1984	117,301.62
Animal, Insect, & Rodent Control		School 829,000		Cancelled, Abated or Adjusted (1984)	
Other Welfare Services	24,156.42	Self-liquidating		Transfers to Foreclosed Property	
RECREATION and CONSERVATION		Other 5,472,447	5,472,447	Balance December 31, 1984	427,901.88
Beaches and Boardwalks		Total 6,301,447	5,472,447	PROPERTY ACQUIRED BY DEED OR FORECLOSURE	
Parks, Playgrounds, Shade Trees	111,025.63	ISSUED AND OUTSTANDING		Balance January 1, 1984	3,638,786.20
Land Reclamation & Conservation	100.00	School 329,000.00		Transfers From Taxes or Liens	
Other Recreational Services		Self-Liquidating		Sale for Cash (1984)	70,186.20
EDUCATION (excluding schools)		Other 5,253,950.00	5,253,950.00	Cancelled, Abated or Adjusted (1984)	
Libraries	147,595.00	Total 6,082,950.00	6,082,950.00	Balance December 31, 1984	3,568,600.00
Other Educational Services		EQUALIZED VALUATION BASIS FOR NET DEBT COMPUTATION	477,900,832	CURRENT FINANCES DECEMBER 31, 1984	
STATUTORY EXPENDITURES		REAL PROPERTY VALUATIONS		ASSETS	
Pensions & F. I. C. A.	306,159.29	Code Class # of Parcels % VAL'N	ASSESSED VALUATION	Cash Dec. 31, 1984	2,973,354.97
Employee Fringe Benefits	237,000.00	1 Vacant Land 2.233 6.07	26,989,700.00	Taxes Receivable	928,565.36
Other Statutory Expenditures	30,000.00	2 Residential 6349 59.94	266,362,100.00	Tax Title Liens	427,901.88
CETA And Other Public Employment Programs		3 Farm 2.83 1.31	5,339,500.00	Foreclosed Property	3,568,600.00
MUNICIPAL FUNCTIONS TOTAL	4,419,423.72	4a Commercial 267 28.28	125,691,700.00	Emergencies & Other Deferred Charges	529,051.11
CAPITAL IMPROVEMENTS *MEMO*	40,000.00	4b Industrial 5 .53	2,357,400.00	State and Federal Aid Receivable	191.25
DEBT SERVICE		4c Apartments 9 3.86	17,168,400.00	Other Receivables	191,010.04
Principal Payments	353,300.00	Total 9146	444,408,300.00	Total	8,618,674.61
Interest Payments	480,738.64	Land Area 17.58 Sq. Miles		LIABILITIES, RESERVES, AND SURPLUS	
DEFERRED CHARGES	1,489,359.95	Net Valuation Taxable-Municipal	448,201,733	Cash Liabilities	2,213,613.86
SCHOOL, COUNTY, SPECIAL DISTRICT TAXES	11,063,022.63	Net Valuation Taxable-County	505,972,078	Reserves for Receivables	5,116,077.28
RESERVE FOR UNCOLLECTED TAXES	1,218,124.03	State Equalized Valuation	509,262,616	Surplus Dec. 31, 1984	1,288,983.47
EXPENDITURES TOTAL	19,023,968.97	State Equalization Ratio	87.92	Total	8,618,674.61

1409

Population 1980 14,681
 Population 1984 14,610
 S & P Rating
 Moody Rating

General Tax Rate Per \$100.

2.54

State Equalized Tax Rate
 2.41

DOVER TOWN - MORRIS COUNTY

Form of Government:

Town Council

Number of Members on Governing Body - 9

PER CAPITA:

Gross Debt 356.56
 Net Debt 189.34
 Debt Service 19.67
 Total Tax Levy 525.27
 Municipal Expenditures 343.61

PER CENT:

Gross Debt 1.91
 Net Debt 1.01
 Tax Levy Collected 96.65
 Tax Levy Cancelled, Abated or Adjusted .53

EXPENDITURES		REVENUES-REALIZED		1984 PROPERTY TAX	
GENERAL GOVERNMENT				STATE EQUALIZED TAX RATE → 1.17	
Governing Body & Public Boards	50,950.00	1984 Property Taxes Collected 7,379,813.94		Local District School Taxes	3,700,366.00
Municipal Clerk		1984 Payments in Lieu of Taxes 64,551.00		Regional & Consolidated School Tax	
Financial Administration	96,474.67	Delinquent Tax & Lien Collections 201,337.53		School Taxes in Municipal Budget	
Assessment of Taxes	20,068.00	Business Personality Replacement Taxes 299,009.32		County Taxes	1,242,185.97
Collection of Taxes	33,298.00	Taxes from Public Utilities 528,109.00		County Library Taxes	
Planning, Housing & Development	17,534.56	Other Miscellaneous Tax Revenues		Local Municipal Purpose Taxes	2,673,886.70
Human Resources	2,373.60	State Aid Revenues 192,155.53		Veteran & Senior Citizen Taxes	124,650.00
Elections	5,500.00	Federal Aid Revenues		Total Taxes for Rate Computation	7,741,088.67
General Administration (other)	384,523.29	State and Local Fiscal Assistance Act Utilized 165,153.11		Special District Taxes	
JUDICIARY		Sale of Acquired Property		Bank Corp. Taxes	44,954.06
Municipal Courts	86,738.16	Other Miscellaneous Revenues		Added and Omitted Taxes	12,729.66
PUBLIC SAFETY		Total 9,339,604.33		Total Taxes Levied - ABSTRACT	7,674,122.39
Fire Protection	163,671.00	Prior Years Surplus Appropriated 550,000.00		Total Taxes Billed	7,635,789.04
Police Protection	959,861.89	REVENUES - TOTAL 9,889,604.33		1984 TAXES COLLECTED	7,379,813.94
Civil Defense & Disaster Control	2,010.00	Reserve For Uncollected Taxes 419,439.27		1984 Taxes Cancelled, Abated or Adjusted	40,733.73
Environmental Inspection & Control	40,835.98	CAPITAL OUTLAY TOTAL 321,038.13		Transfer to Tax Title Liens or Foreclosed	6,241.45
Other Public Safety		Public Enterprises 14,510.76		Balance Outstanding Dec. 31, 1984	208,999.92
PUBLIC WORKS		Recreation—Culture		PRIOR YEARS TAXES OUTSTANDING	
Streets and Drainage	593,679.65	Public Works 301,479.70		Balance January 1, 1984	189,172.19
Sewers and Sewage Processing	268,187.00	Buildings and Grounds 5,047.67		Collected in 1984	180,830.54
Garbage and Trash Disposal	445,000.00	Library and Education		Cancelled, Abated or Adjusted 1984	4,984.73
Public Buildings and Grounds	41,103.00	Conservation		Transfers to Tax Title Liens or Foreclosed	3,356.92
Other Public Works		All Other		Balance December 31, 1984	
HEALTH and WELFARE		CAPITAL DEBT AUTHORIZED, DECEMBER 31, 1984		TAX TITLE LIENS OUTSTANDING	
Health Services Except Environmental	170,163.57	ISSUED AND UNISSUED GROSS DEBT NET DEBT		Balance January 1, 1984	23,043.24
Welfare-Public Assistance	36,635.78	School 980,000		Transfer From Taxes	10,095.45
Hospitals, Clinics, First Aid		Self-liquidating 1,463,000		Redeemed in 1984	20,506.99
Animal, Insect, & Rodent Control	15,600.00	Other 2,766,300		Cancelled, Abated or Adjusted (1984)	
Other Welfare Services		Total 5,209,300		Transfers to Foreclosed Property	
RECREATION and CONSERVATION		ISSUED AND OUTSTANDING		Balance December 31, 1984	12,631.70
Beaches and Boardwalks		School 980,000.00		PROPERTY ACQUIRED BY DEED OR	
Parks, Playgrounds, Shade Trees	162,508.82	Self-Liquidating 1,463,000.00		FORECLOSURE	
Land Reclamation & Conservation		Other 2,766,000.00		Balance January 1, 1984	159,000.00
Other Recreational Services	29,775.00	Total 5,209,000.00		Transfers From Taxes or Liens	
EDUCATION (excluding schools)		EQUALIZED VALUATION BASIS		Sale for Cash (1984)	
Libraries	143,930.03	FOR NET DEBT COMPUTATION 272,615,547		Cancelled, Abated or Adjusted (1984)	
Other Educational Services		REAL PROPERTY VALUATIONS		Balance December 31, 1984	159,000.00
STATUTORY EXPENDITURES		Code Class # of Parcels % VAL'N ASSESSED VALUATION		CURRENT FINANCES DECEMBER 31, 1984	
Pensions & F. I. C. A.	302,484.00	1 Vacant Land 261 1.32 5,230,850.00		ASSETS	
Employee Fringe Benefits	225,000.00	2 Residential 3199 71.19 204,940,750.00		Cash Dec. 31, 1984	1,200,062.90
Other Statutory Expenditures	15,184.00	3 Farm 45 7.90 22,752,100.00		Taxes Receivable	208,999.92
CETA And Other Public Employment Programs		4a Commercial 348 15.77 45,399,000.00		Tax Title Liens	12,631.70
MUNICIPAL FUNCTIONS TOTAL 4,313,240.00		4b Industrial 45 7.90 22,752,100.00		Foreclosed Property	159,000.00
CAPITAL IMPROVEMENTS *MEMO* 10,000.00		4c Apartments 30 3.32 9,571,500.00		Emergencies & Other Deferred Charges	
DEBT SERVICE		Total 3893 287,324,200.00		State and Federal Aid Receivable	1,437.38
Principal Payments 113,650.00		Land Area 2.51 Sq. Miles		Other Receivables	124,733.79
Interest Payments 173,653.35		Net Valuation Taxable-Municipal 300,120,448		Total	1,706,865.69
DEFERRED CHARGES 64.42		Net Valuation Taxable-County 341,623,462		LIABILITIES, RESERVES, AND SURPLUS	
SCHOOL, COUNTY, SPECIAL DISTRICT TAXES 4,942,551.97		State Equalized Valuation 315,775,691		Cash Liabilities	481,660.07
RESERVE FOR UNCOLLECTED TAXES 419,489.27		State Equalization Ratio 94.88		Reserves for Receivables	505,365.41
EXPENDITURES TOTAL 9,962,654.51				Surplus Dec. 31, 1984	719,840.21
				Total	1,706,865.69

1507
Population 1980 64,455
Population 1984 68,347
S & P Rating AAA
Moody Rating AAA

General Tax Rate Per \$100. 2.28
State Equalized Tax Rate 2.28

DOVER TOWNSHIP – OCEAN COUNTY
Form of Government:
Township Committee
Number of Members on Governing Body – 5

PER CAPITA:
Gross Debt 641.67
Net Debt 327.84
Debt Service 46.70
Total Tax Levy 839.67
Municipal Expenditures 355.18
PER CENT:
Gross Debt 2.04
Net Debt 1.04
Tax Levy Collected 93.96
Tax Levy Cancelled, Abated or Adjusted 1.15

EXPENDITURES		REVENUES-REALIZED		1984 PROPERTY TAX	
GENERAL GOVERNMENT				STATE EQUALIZED TAX RATE	
Governing Body & Public Boards	89,661.00	1984 Property Taxes Collected	54,323,145.91	Local District School Taxes	
Municipal Clerk		1984 Payments in Lieu of Taxes		Regional & Consolidated School Tax 1.48	35,696,707.53
Financial Administration	160,335.00	Delinquent Tax & Lien Collections	2,584,672.98	School Taxes in Municipal Budget	
Assessment of Taxes	320,135.11	Business Personalty Replacement Taxes	714,100.52	County Taxes	* 10,310,422.80
Collection of Taxes	174,050.00	Taxes from Public Utilities	4,571,987.00	County Library Taxes	.02 601,366.60
Planning, Housing & Development	234,121.00	Other Miscellaneous Tax Revenues		Local Municipal Purpose Taxes	.34 8,266,153.19
Human Resources	132,735.00	State Aid Revenues	577,859.52	Veteran & Senior Citizen Taxes	945,550.00
Elections	11,360.00	Federal Aid Revenues		Total Taxes for Rate Computation 2.27	55,820,200.12
General Administration (other)	2,255,512.00	State and Local Fiscal Assistance Act Utilized	838,907.23	Special District Taxes	1,854,704.35
JUDICIARY		Sale of Acquired Property		Bank Corp. Taxes	146,540.27
Municipal Courts	663,873.32	Other Miscellaneous Revenues	3,825,333.41	Added and Omitted Taxes	512,721.31
PUBLIC SAFETY		Total	67,436,006.57	Total Taxes Levied - ABSTRACT	57,388,616.05
Fire Protection		Prior Years Surplus Appropriated	3,471,428.61	Total Taxes Billed	57,812,822.09
Police Protection	4,861,411.56	REVENUES TOTAL	70,707,435.18	1984 TAXES COLLECTED	54,323,145.91
Civil Defense & Disaster Control	35,352.00	Reserve For Uncollected Taxes	3,346,106.70	1984 Taxes Cancelled, Abated or Adjusted	662,265.03
Environmental Inspection & Control	223,255.00	CAPITAL OUTLAY TOTAL	1,463,134.20	Transfer to Tax Title Liens or Foreclosed	84,820.30
Other Public Safety	21,263.00			Balance Outstanding Dec. 31, 1984	2,742,590.85
PUBLIC WORKS		Public Enterprises	154,900.01	PRIOR YEARS TAXES OUTSTANDING	
Streets and Drainage	2,587,711.60	Recreation—Culture	14,778.15	Balance January 1, 1984	2,550,037.63
Sewers and Sewage Processing	18,000.00	Public Works	1,275,498.45	Collected in 1984	2,416,466.09
Garbage and Trash Disposal	1,669,333.09	Buildings and Grounds	17,957.59	Cancelled, Abated or Adjusted 1984	47,941.11
Public Buildings and Grounds	160,632.00	Library and Education		Transfers to Tax Title Liens or Foreclosed	37,055.81
Other Public Works	336,172.00	Conservation		Balance December 31, 1984	48,574.62
HEALTH and WELFARE		All Other		TAX TITLE LIENS OUTSTANDING	
Health Services Except Environmental	80,313.00	CAPITAL DEBT AUTHORIZED, DECEMBER 31, 1984		Balance January 1, 1984	261,717.01
Welfare-Public Assistance	72,407.00	ISSUED AND UNISSUED		Transfer From Taxes	128,311.44
Hospitals, Clinics, First Aid		School	21,084,697	Redeemed in 1984	168,206.89
Animal, Insect, & Rodent Control		Self-liquidating	365,000	Cancelled, Abated or Adjusted (1984)	
Other Welfare Services		Other	22,406,321	Transfers to Foreclosed Property	
RECREATION and CONSERVATION		Total	43,856,519	Balance December 31, 1984	221,821.56
Beaches and Boardwalks	184,350.00	ISSUED AND OUTSTANDING		PROPERTY ACQUIRED BY DEED OR	
Parks, Playgrounds, Shade Trees	481,153.00	School	21,084,697.40	FORECLOSURE	
Land Reclamation & Conservation	33,122.00	Self-Liquidating	365,000.00	Balance January 1, 1984	1,019,600.00
Other Recreational Services	304,338.00	Other	22,396,500.00	Transfers From Taxes or Liens	
EDUCATION (excluding schools)		Total	43,846,197.40	Sole for Cash (1984)	
Libraries		EQUALIZED VALUATION BASIS		Cancelled, Abated or Adjusted (1984)	
Other Educational Services	6,200.00	FOR NET DEBT COMPUTATION	2,154,984,986	Balance December 31, 1984	1,019,600.00
STATUTORY EXPENDITURES		REAL PROPERTY VALUATIONS		CURRENT FINANCES DECEMBER 31, 1984	
Pensions & F. I. C. A.	1,555,742.39	Code Class # of Parcels % VAL'N		ASSETS	
Employee Fringe Benefits	815,650.96	1 Vacant Land 4658 5.71	135,977,250.00	Cash Dec. 31, 1984	9,340,564.45
Other Statutory Expenditures	44,000.00	2 Residential 26805 76.78	1,827,356,300.00	Taxes Receivable	2,791,165.47
CETA And Other Public Employment Programs		3 Farm 206 .71	16,916,900.00	Tax Title Liens	221,821.56
MUNICIPAL FUNCTIONS TOTAL	17,538,194.09	4a Commercial 773 13.21	314,375,350.00	Foreclosed Property	1,019,600.00
CAPITAL IMPROVEMENTS *MEMO*	68,000.00	4b Industrial 15 1.76	41,871,200.00	Emergencies & Other Deferred Charges	529,064.95
DEBT SERVICE		4c Apartments 32 1.33	43,530,700.00	State and Federal Aid Receivable	
Principal Payments	1,465,000.00	Total 32489	2,380,027,700.00	Other Receivables	62,328.54
Interest Payments	1,726,602.67	Land Area 41.62 Sq. Miles		Total	13,964,544.97
DEFERRED CHARGES	199,340.00	Net Valuation Taxable-Municipal	2,410,016,750	LIABILITIES, RESERVES, AND SURPLUS	
SCHOOL, COUNTY, SPECIAL DISTRICT TAXES	48,463,201.28	Net Valuation Taxable-County	2,194,552,682	Cash Liabilities	4,581,895.95
RESERVE FOR UNCOLLECTED TAXES	3,346,106.70	State Equalized Valuation	2,408,120,300	Reserves for Receivables	4,094,915.57
EXPENDITURES TOTAL	72,738,444.74	State Equalization Ratio	100.08	Surplus Dec. 31, 1984	5,287,733.45

0604
Population 1980 1,803
Population 1984 1,836
S & P Rating
Moody Rating

General Tax Rate Per \$100.

4.11
State Equalized Tax Rate
2.32

DOWNE TOWNSHIP - CUMBERLAND CO.

Form of Government:

Township Committee

Number of Members on Governing Body - 3

PER CAPITA:

Gross Debt 87.80
Net Debt 8.28
Debt Service 5.00
Total Tax Levy 494.42
Municipal Expenditures 287.21

PER CENT:

Gross Debt .58
Net Debt .05
Tax Levy Collected 89.50
Tax Levy Cancelled, Abated or Adjusted .16

EXPENDITURES		REVENUES-REALIZED		1984 PROPERTY TAX	
GENERAL GOVERNMENT				STATE EQUALIZED TAX RATE	
Governing Body & Public Boards		1984 Property Taxes Collected	814,956.08	Local District School Taxes 1.65	493,460.15
Municipal Clerk		1984 Payments in Lieu of Taxes		Regional & Consolidated School Tax	
Financial Administration	17,800.00	Delinquent Tax & Lien Collections	102,307.56	School Taxes in Municipal Budget	
Assessment of Taxes	52,000.00	Business Personalty Replacement Taxes	33,869.96	County Taxes 1.16 *	346,200.54
Collection of Taxes	16,150.00	Taxes from Public Utilities	166,309.00	County Library Taxes	
Planning, Housing & Development	4,600.00	Other Miscellaneous Tax Revenues		Local Municipal Purpose Taxes .02	4,539.85
Human Resources		State Aid Revenues	12,168.25	Veteran & Senior Citizen Taxes	43,500.00
Elections	1,800.00	Federal Aid Revenues		Total Taxes for Rate Computation 2.83	887,700.54
General Administration (other)	61,450.00	State and Local Fiscal Assistance Act Utilized	13,200.00	Special District Taxes	60,910.00
JUDICIARY		Sale of Acquired Property		Bank Corp. Taxes	
Municipal Courts	11,700.00	Other Miscellaneous Revenues	80,358.32	Added and Omitted Taxes	2,640.75
PUBLIC SAFETY		Total	1,223,169.18	Total Taxes Levied - ABSTRACT	907,751.29
Fire Protection		Prior Years Surplus Appropriated	188,016.93	Total Taxes Billed	910,590.09
Police Protection	6,300.00	REVENUES TOTAL	1,411,186.11	1984 TAXES COLLECTED	814,956.08
Civil Defense & Disaster Control	1,000.00	Reserve For Uncollected Taxes	146,145.00	1984 Taxes Cancelled, Abated or Adjusted	1,485.82
Environmental Inspection & Control	7,800.00			Transfer to Tax Title Liens or Foreclosed	4,732.16
Other Public Safety				Balance Outstanding Dec. 31, 1984	89,416.03
PUBLIC WORKS		CAPITAL OUTLAY TOTAL		PRIOR YEARS TAXES OUTSTANDING	
Streets and Drainage	131,000.00	Public Enterprises		Balance January 1, 1984	96,831.68
Sewers and Sewage Processing		Recreation—Culture		Collected in 1984	93,038.33
Garbage and Trash Disposal	5,400.00	Public Works		Cancelled, Abated or Adjusted 1984	
Public Buildings and Grounds	1,000.00	Buildings and Grounds		Transfers to Tax Title Liens or Foreclosed	3,533.33
Other Public Works	20,000.00	Library and Education		Balance December 31, 1984	260.02
HEALTH and WELFARE		Conservation		TAX TITLE LIENS OUTSTANDING	
Health Services Except Environmental		All Other		Balance January 1, 1984	42,743.75
Welfare-Public Assistance	3,800.00			Transfer From Taxes	9,024.62
Hospitals, Clinics, First Aid		CAPITAL DEBT AUTHORIZED, DECEMBER 31, 1984		Redeemed in 1984	9,269.23
Animal, Insect, & Rodent Control	9,300.00	ISSUED AND UNISSUED		Cancelled, Abated or Adjusted (1984)	6,002.47
Other Welfare Services		School	146,000	Transfers to Foreclosed Property	
RECREATION and CONSERVATION		Self-liquidating		Balance December 31, 1984	36,496.67
Beaches and Boardwalks		Other	15,200	PROPERTY ACQUIRED BY DEED OR	
Parks, Playgrounds, Shade Trees		Total	161,200	FORECLOSURE	
Land Reclamation & Conservation				Balance January 1, 1984	6,000.00
Other Recreational Services		ISSUED AND OUTSTANDING		Transfers From Taxes or Liens	
EDUCATION (excluding schools)		School	146,000.00	Sale for Cash (1984)	
Libraries		Self-Liquidating		Cancelled, Abated or Adjusted (1984)	
Other Educational Services	500.00	Other	15,200.00	Balance December 31, 1984	6,000.00
STATUTORY EXPENDITURES		Total	161,200.00	CURRENT FINANCES DECEMBER 31, 1984	
Pensions & F. I. C. A.	10,000.00	EQUALIZED VALUATION BASIS		ASSETS	
Employee Fringe Benefits	6,000.00	FOR NET DEBT COMPUTATION	27,754,661	Cash Dec. 31, 1984	761,102.76
Other Statutory Expenditures	2,000.00	REAL PROPERTY VALUATIONS		Taxes Receivable	89,676.05
CETA And Other Public Employment Programs		Code Class # of Parcels % VAL'N		Tax Title Liens	36,496.67
MUNICIPAL FUNCTIONS TOTAL	369,600.00	1 Vacant Land 1050 19.47	3,332,500.00	Foreclosed Property	6,000.00
CAPITAL IMPROVEMENTS *M.L.M.C.*		2 Residential 907 61.18	12,199,800.00	Emergencies & Other Deferred Charges	40,065.00
DEBT SERVICE		3 Farm 157 7.54	1,502,100.00	State and Federal Aid Receivable	
Principal Payments	7,600.00	4a Commercial 75 11.07	2,207,500.00	Other Receivables	33,605.00
Interest Payments	1,571.09	4b Industrial 5 .74	147,700.00	Total	966,945.48
DEFERRED CHARGES	2,400.00	4c Apartments		LIABILITIES, RESERVES, AND SURPLUS	
SCHOOL, COUNTY, SPECIAL DISTRICT TAXES	900,570.69	Total 2194	19,939,700.00	Cash Liabilities	530,405.45
RESERVE FOR UNCOLLECTED TAXES	146,145.00	Land Area 54.35 Sq. Miles		Reserves for Receivables	165,777.72
EXPENDITURES TOTAL	1,427,836.76	Net Valuation Taxable-Municipal	20,571,078	Surplus Dec. 31, 1984	270,762.31
		Net Valuation Taxable-County	30,323,849	Total	966,945.48
		State Equalized Valuation	29,555,871		
		State Equalization Ratio	69.70		

0210
Population 1980 18,334
Population 1984 18,167
S & P Rating
Moody Rating AAA

General Tax Rate Per \$100. 4.44
State Equalized Tax Rate 2.74

DUMONT BOROUGH – BERGEN COUNTY
Form of Government:
Borough Council
Number of Members on Governing Body – 6

PER CAPITA:
Gross Debt 276.88
Net Debt 225.84
Debt Service 30.19
Total Tax Levy 732.04
Municipal Expenditures 312.34

PER CENT:
Gross Debt 1.15
Net Debt .94
Tax Levy Collected 98.27
Tax Levy Cancelled, Abated or Adjusted .40

EXPENDITURES		REVENUES-REALIZED		1984 PROPERTY TAX	
GENERAL GOVERNMENT				STATE EQUALIZED TAX RATE → 1.64	
Governing Body & Public Boards		1984 Property Taxes Collected	13,096,274.98	Local District School Taxes	7,954,479.50
Municipal Clerk		1984 Payments in Lieu of Taxes		Regional & Consolidated School Tax	
Financial Administration	21,000.00	Delinquent Tax & Lien Collections	127,682.60	School Taxes in Municipal Budget	
Assessment of Taxes	19,700.00	Business Personalty Replacement Taxes	68,051.16	County Taxes	1,600,454.50
Collection of Taxes	51,385.00	Taxes from Public Utilities	902,727.00	County Library Taxes	
Planning, Housing & Development	8,417.04	Other Miscellaneous Tax Revenues		Local Municipal Purpose Taxes	3,639,388.83
Human Resources		State Aid Revenues	308,952.39	Veteran & Senior Citizen Taxes	211,150.00
Elections	5,922.00	Federal Aid Revenues		Total Taxes for Rate Computation	13,465,472.83
General Administration (other)	453,854.11	State and Local Fiscal Assistance Act Utilized	167,376.91	Special District Taxes	
JUDICIARY		Sale of Acquired Property		Bank Corp. Taxes	10,414.81
Municipal Courts	40,965.48	Other Miscellaneous Revenues	404,862.57	Added and Omitted Taxes	34,307.49
PUBLIC SAFETY		Total	15,075,927.61	Total Taxes Levied - ABSTRACT	13,299,045.13
Fire Protection	138,080.00	Prior Years Surplus Appropriated	194,000.00	Total Taxes Billed	13,313,034.18
Police Protection	1,262,415.79	REVENUES TOTAL	15,269,927.61	1984 TAXES COLLECTED	13,096,274.98
Civil Defense & Disaster Control		Reserve For Uncollected Taxes	399,500.00	1984 Taxes Cancelled, Abated or Adjusted	53,802.33
Environmental Inspection & Control	23,422.00	CAPITAL OUTLAY TOTAL	180,686.73	Transfer to Tax Title Liens or Foreclosed	6,403.84
Other Public Safety				Balance Outstanding Dec. 31, 1984	156,553.03
PUBLIC WORKS				PRIOR YEARS TAXES OUTSTANDING	
Streets and Drainage	522,679.67	Public Enterprises		Balance January 1, 1984	134,270.65
Sewers and Sewage Processing	522,485.41	Recreation—Culture	39,030.74	Collected in 1984	127,682.60
Garbage and Trash Disposal	654,996.00	Public Works	140,939.99	Cancelled, Abated or Adjusted 1984	3,988.54
Public Buildings and Grounds	38,114.00	Buildings and Grounds	2,659.16	Transfers to Tax Title Liens or Foreclosed	
Other Public Works	54,400.00	Library and Education	4,056.34	Balance December 31, 1984	2,599.51
HEALTH and WELFARE		Conservation		TAX TITLE LIENS OUTSTANDING	
Health Services Except Environmental	46,285.00	All Other		Balance January 1, 1984	33,460.81
Welfare-Public Assistance	9,064.00	CAPITAL DEBT AUTHORIZED, DECEMBER 31, 1984		Transfer From Taxes	6,403.84
Hospitals, Clinics, First Aid		ISSUED AND UNISSUED GROSS DEBT		Redeemed in 1984	
Animal, Insect, & Rodent Control		School	795,000	Cancelled, Abated or Adjusted (1984)	
Other Welfare Services		Self-liquidating		Transfers to Foreclosed Property	
RECREATION and CONSERVATION		Other	4,235,121	Balance December 31, 1984	39,864.65
Beaches and Boardwalks		Total	5,030,121	PROPERTY ACQUIRED BY DEED OR FORECLOSURE	
Parks, Playgrounds, Shade Trees	2,700.00	ISSUED AND OUTSTANDING		Balance January 1, 1984	47,526.00
Land Reclamation & Conservation		School		Transfers From Taxes or Liens	
Other Recreational Services	37,360.00	Self-Liquidating		Sale for Cash (1984)	
EDUCATION (excluding schools)		Other		Cancelled, Abated or Adjusted (1984)	
Libraries	120,000.00	Total	4,130,640.00	Balance December 31, 1984	47,526.00
Other Educational Services		EQUALIZED VALUATION BASIS FOR NET DEBT COMPUTATION	4,925,640.00	CURRENT FINANCES DECEMBER 31, 1984	
STATUTORY EXPENDITURES		REAL PROPERTY VALUATIONS		ASSETS	
Pensions & F. I. C. A.	310,242.32	Code Class # of Parcels % VAL'N		Cash Dec. 31, 1984	685,904.22
Employee Fringe Benefits	135,100.00	1 Vacant Land 79 .49	1,439,900.00	Taxes Receivable	159,152.54
Other Statutory Expenditures	7,500.00	2 Residential 4892 89.47	263,120,900.00	Tax Title Liens	39,864.65
CETA And Other Public Employment Programs		3 Farm 1	3,800.00	Foreclosed Property	47,526.00
MUNICIPAL FUNCTIONS TOTAL	4,536,087.82	4a Commercial 122 5.35	15,741,700.00	Emergencies & Other Deferred Charges	10,771.46
CAPITAL IMPROVEMENTS *MCMO*	35,000.00	4b Industrial 11 .43	1,408,400.00	State and Federal Aid Receivable	
DEBT SERVICE		4c Apartments 24 4.21	12,366,500.00	Other Receivables	3,051.19
Principal Payments	234,400.00	Total 5129	394,081,200.00	Total	946,270.06
Interest Payments	314,118.35	Land Area 1.80 Sq. Miles		LIABILITIES, RESERVES, AND SURPLUS	
DEFERRED CHARGES	190,249.00	Net Valuation Taxable-Municipal	299,070,421	Cash Liabilities	232,292.70
SCHOOL, COUNTY, SPECIAL DISTRICT TAXES	9,614,934.00	Net Valuation Taxable-County	443,286,043	Reserves for Receivables	249,594.38
RESERVE FOR UNCOLLECTED TAXES	399,500.00	State Equalized Valuation	481,234,476	Surplus Dec. 31, 1984	464,382.98
EXPENDITURES TOTAL	15,289,289.17	State Equalization Ratio	61.75	Total	946,270.06

1203
Population 1980 6,593
Population 1984 6,444
S & P Rating
Moody Rating

General Tax Rate Per \$100.
2.99
State Equalized Tax Rate
2.76

DUNELLEN BOROUGH - MIDDLESEX CO.
Form of Government:
Borough Council
Number of Members on Governing Body - 6

PER CAPITA:
Gross Debt 61.31
Net Debt 61.31
Debt Service 8.86
Total Tax Levy 674.42
Municipal Expenditures 267.63
PER CENT:
Gross Debt .28
Net Debt .28
Tax Levy Collected 96.77
Tax Levy Cancelled, Abated or Adjusted

EXPENDITURES		REVENUES-REALIZED		1984 PROPERTY TAX	
GENERAL GOVERNMENT		1984 Property Taxes Collected		STATE EQUALIZED TAX RATE →	
Governing Body & Public Boards		4,214,059.40		Local District School Taxes	1.67
Municipal Clerk				Regional & Consolidated School Tax	
Financial Administration	10,080.00	121,413.49		School Taxes in Municipal Budget	
Assessment of Taxes	9,060.00	213,461.56		County Taxes	.62
Collection of Taxes	33,179.00	337,286.00		County Library Taxes	
Planning, Housing & Development	100.00	76,371.54		Local Municipal Purpose Taxes	.47
Human Resources	5,000.00	37,698.00		Veteran & Senior Citizen Taxes	
Elections	2,500.00	157,601.44		Total Taxes for Rate Computation	2.76
General Administration (other)	122,774.64	5,157,891.43		Special District Taxes	
JUDICIARY		50,000.00		Bank Corp. Taxes	3,206.30
Municipal Courts	35,090.00	5,207,891.43		Added and Omitted Taxes	3,642.57
PUBLIC SAFETY		175,000.00		Total Taxes Levied - ABSTRACT	4,345,944.95
Fire Protection	59,730.00	118,011.66		Total Taxes Billed	4,354,561.19
Police Protection	543,210.87			1984 TAXES COLLECTED	4,214,059.40
Civil Defense & Disaster Control	100.00			1984 Taxes Cancelled, Abated or Adjusted	
Environmental Inspection & Control	6,696.00			Transfer to Tax Title Liens or Foreclosed	29,706.66
Other Public Safety				Balance Outstanding Dec. 31, 1984	110,795.13
PUBLIC WORKS				PRIOR YEARS TAXES OUTSTANDING	
Streets and Drainage	190,747.00			Balance January 1, 1984	100,360.49
Sewers and Sewage Processing	99,853.00			Collected in 1984	96,334.53
Garbage and Trash Disposal	7,470.56			Cancelled, Abated or Adjusted 1984	
Public Buildings and Grounds	57,553.36			Transfers to Tax Title Liens or Foreclosed	4,025.96
Other Public Works				Balance December 31, 1984	
HEALTH and WELFARE				TAX TITLE LIENS OUTSTANDING	
Health Services Except Environmental	8,794.00			Balance January 1, 1984	80,282.67
Welfare-Public Assistance	10,153.00			Transfer From Taxes	34,205.00
Hospitals, Clinics, First Aid	250.00			Redeemed in 1984	25,078.96
Animal, Insect, & Rodent Control				Cancelled, Abated or Adjusted (1984)	
Other Welfare Services				Transfers to Foreclosed Property	
RECREATION and CONSERVATION				Balance December 31, 1984	89,408.71
Beaches and Boardwalks				PROPERTY ACQUIRED BY DEED OR FORECLOSURE	
Parks, Playgrounds, Shade Trees	1,893.00			Balance January 1, 1984	
Land Reclamation & Conservation	50.00			Transfers From Taxes or Liens	
Other Recreational Services	36,525.00			Sale for Cash (1984)	
EDUCATION (excluding schools)				Cancelled, Abated or Adjusted (1984)	
Libraries	51,600.00			Balance December 31, 1984	
Other Educational Services				CURRENT FINANCES DECEMBER 31, 1984	
STATUTORY EXPENDITURES				ASSETS	
Pensions & F. I. C. A.	114,600.62			Cash Dec. 31, 1984	368,595.09
Employee Fringe Benefits	53,600.00			Taxes Receivable	110,795.13
Other Statutory Expenditures	2,000.00			Tax Title Liens	89,408.71
CETA And Other Public Employment Programs				Foreclosed Property	
MUNICIPAL FUNCTIONS TOTAL	1,462,610.05			Emergencies & Other Deferred Charges	
CAPITAL IMPROVEMENTS *M.F.M.D.*	5,000.00			State and Federal Aid Receivable	
DEBT SERVICE				Other Receivables	8,744.37
Principal Payments	43,000.00			Total	577,543.30
Interest Payments	14,119.22			LIABILITIES, RESERVES, AND SURPLUS	
DEFERRED CHARGES	29,862.25			Cash Liabilities	321,119.21
SCHOOL, COUNTY, SPECIAL DISTRICT TAXES	3,599,455.50			Reserves for Receivables	208,948.21
RESERVE FOR UNCOLLECTED TAXES	175,000.00			Surplus Dec. 31, 1984	47,475.88
EXPENDITURES TOTAL	5,324,047.02			Total	577,543.30

1508

Population 1980 1,009
 Population 1984 1,051
 S & P Rating
 Moody Rating

General Tax Rate Per \$100.

3.03

State Equalized Tax Rate

2.37

EAGLESWOOD TOWNSHIP - OCEAN CO.**Form of Government:****Township Committee****Number of Members on Governing Body - 3****PER CAPITA:**

Gross Debt 1,891.59
 Net Debt 29.50
 Debt Service 9.51
 Total Tax Levy 887.56
 Municipal Expenditures 466.35

PER CENT:

Gross Debt 5.33
 Net Debt .08
 Tax Levy Collected 80.54
 Tax Levy Cancelled, Abated or Adjusted .06

EXPENDITURES		REVENUES-REALIZED		1984 PROPERTY TAX	
GENERAL GOVERNMENT				STATE EQUALIZED TAX RATE	
Governing Body & Public Boards		1984 Property Taxes Collected	751,207.24	Local District School Taxes .82	318,066.00
Municipal Clerk		1984 Payments in Lieu of Taxes	6,889.00	Regional & Consolidated School Tax .84	322,750.17
Financial Administration	8,400.00	Delinquent Tax & Lien Collections	182,917.07	School Taxes in Municipal Budget	
Assessment of Taxes	2,223.64	Business Personalty Replacement Taxes	4,648.76	County Taxes .47	* 182,015.37
Collection of Taxes	1,516.60	Taxes from Public Utilities	136,363.00	County Library Taxes .03	10,606.46
Planning, Housing & Development	15,483.83	Other Miscellaneous Tax Revenues		Local Municipal Purpose Taxes .21	79,700.00
Human Resources		State Aid Revenues	5,865.03	Veteran & Senior Citizen Taxes	23,800.00
Elections		Federal Aid Revenues		Total Taxes for Rate Computation 2.37	936,938.00
General Administration (other)	64,668.46	State and Local Fiscal Assistance Act Utilized	25,461.00	Special District Taxes	
JUDICIARY		Sale of Acquired Property		Bank Corp. Taxes	102.69
Municipal Courts	18,477.38	Other Miscellaneous Revenues	103,442.47	Added and Omitted Taxes	19,586.16
PUBLIC SAFETY		Total	1,216,793.57	Total Taxes Levied - ABSTRACT	932,826.85
Fire Protection	20,000.00	Prior Years Surplus Appropriated	12,500.00	Total Taxes Billed	932,724.16
Police Protection	2,596.32	REVENUES TOTAL	1,229,293.57	1984 TAXES COLLECTED	751,207.24
Civil Defense & Disaster Control		Reserve For Uncollected Taxes	215,088.87	1984 Taxes Cancelled, Abated or Adjusted	514.26
Environmental Inspection & Control	1,792.46	CAPITAL OUTLAY TOTAL	70,734.57	Transfer to Tax Title Liens or Foreclosed	50,000.00
Other Public Safety				Balance Outstanding Dec. 31, 1984	131,002.66
PUBLIC WORKS				PRIOR YEARS TAXES OUTSTANDING	
Streets and Drainage	35,540.00	Public Enterprises		Balance January 1, 1984	141,557.17
Sewers and Sewage Processing		Recreation—Culture		Collected in 1984	140,656.32
Garbage and Trash Disposal	38,198.70	Public Works	61,165.08	Cancelled, Abated or Adjusted 1984	
Public Buildings and Grounds	9,599.32	Buildings and Grounds	9,569.49	Transfers to Tax Title Liens or Foreclosed	900.84
Other Public Works		Library and Education		Balance December 31, 1984	
HEALTH and WELFARE		Conservation		TAX TITLE LIENS OUTSTANDING	
Health Services Except Environmental	200.00	All Other		Balance January 1, 1984	291,212.73
Welfare-Public Assistance	2,250.00	CAPITAL DEBT AUTHORIZED, DECEMBER 31, 1984		Transfer From Taxes	51,033.91
Hospitals, Clinics, First Aid	500.00	ISSUED AND UNISSUED		Redeemed in 1984	42,260.74
Animal, Insect, & Rodent Control	1,021.67	School	657,065	Cancelled, Abated or Adjusted (1984)	
Other Welfare Services		Self-liquidating	1,300,000	Transfers to Foreclosed Property	108,057.51
RECREATION and CONSERVATION		Other	31,000	Balance December 31, 1984	191,928.39
Beaches and Boardwalks		Total	1,988,065	PROPERTY ACQUIRED BY DEED OR FORECLOSURE	
Parks, Playgrounds, Shade Trees		ISSUED AND OUTSTANDING		Balance January 1, 1984	897,691.49
Land Reclamation & Conservation	750.00	School	657,065.16	Transfers From Taxes or Liens	108,057.51
Other Recreational Services		Self-Liquidating	455,000.00	Sale for Cash (1984)	2,155.00
EDUCATION (excluding schools)		Other	5,000.00	Cancelled, Abated or Adjusted (1984)	
Libraries	200.00	Total	1,117,065.16	Balance December 31, 1984	1,003,594.00
Other Educational Services		EQUALIZED VALUATION BASIS		CURRENT FINANCES DECEMBER 31, 1984	
STATUTORY EXPENDITURES		FOR NET DEBT COMPUTATION	37,304,065	ASSETS	
Pensions & F. I. C. A.	7,676.10	REAL PROPERTY VALUATIONS		Cash Dec. 31, 1984	331,393.62
Employee Fringe Benefits		Code Class # of Parcels % VAL'N		Taxes Receivable	131,002.66
Other Statutory Expenditures	500.00	1 Vacant Land 609 27.88	8,334,850.00	Tax Title Liens	191,928.39
CETA And Other Public Employment Programs		2 Residential 527 57.96	17,330,600.00	Foreclosed Property	1,003,594.00
MUNICIPAL FUNCTIONS TOTAL	246,694.48	3 Farm 5 .54	159,250.00	Emergencies & Other Deferred Charges	2,677.38
CAPITAL IMPROVEMENTS *MEMO*		4a Commercial 49 10.44	3,122,700.00	State and Federal Aid Receivable	3,947.37
DEBT SERVICE		4b Industrial 8 3.18	951,600.00	Other Receivables	3,082.91
Principal Payments	10,000.00	4c Apartments		Total	1,667,626.33
Interest Payments		Total 1198	29,899,000.00	LIABILITIES, RESERVES, AND SURPLUS	
DEFERRED CHARGES	18,355.07	Land Area 16.50 Sq. Miles		Cash Liabilities	202,626.17
SCHOOL, COUNTY, SPECIAL DISTRICT TAXES	833,438.00	Net Valuation Taxable-Municipal	30,194,956	Reserves for Receivables	1,329,607.96
RESERVE FOR UNCOLLECTED TAXES	215,088.87	Net Valuation Taxable-County	39,391,254	Surplus Dec. 31, 1984	135,392.20
EXPENDITURES TOTAL	1,323,576.42	State Equalized Valuation	38,486,019	Total	1,667,626.33
		State Equalization Ratio	78.29		

1008
Population 1980 3,468
Population 1984 3,593
S & P Rating
Moody Rating

General Tax Rate Per \$100. 1.88
State Equalized Tax Rate 1.85

EAST AMWELL TWP. - HUNTERDON CO.
Form of Government:
Township Committee
Number of Members on Governing Body - 3

PER CAPITA:
Gross Debt 63.12
Net Debt
Debt Service
Total Tax Levy 699.88
Municipal Expenditures 241.69
PER CENT:
Gross Debt .19
Net Debt
Tax Levy Collected 93.79
Tax Levy Cancelled, Abated or Adjusted .10

EXPENDITURES		REVENUES-REALIZED		1984 PROPERTY TAX	
GENERAL GOVERNMENT				STATE EQUALIZED TAX RATE	
Governing Body & Public Boards		1984 Property Taxes Collected	2,363,695.34	Local District School Taxes .72	970,471.00
Municipal Clerk		1984 Payments in Lieu of Taxes		Regional & Consolidated School Tax .58	784,152.47
Financial Administration	15,050.00	Delinquent Tax & Lien Collections	181,383.94	School Taxes in Municipal Budget	
Assessment of Taxes	15,017.00	Business Personalty Replacement Taxes	59,095.00	County Taxes .42	567,955.41
Collection of Taxes	15,650.00	Taxes from Public Utilities	189,166.00	County Library Taxes .03	35,985.60
Planning, Housing & Development	21,540.00	Other Miscellaneous Tax Revenues		Local Municipal Purpose Taxes .10	127,982.98
Human Resources	2,900.00	State Aid Revenues	18,707.43	Veteran & Senior Citizen Taxes	29,400.00
Elections		Federal Aid Revenues		Total Taxes for Rate Computation 1.85	2,515,947.46
General Administration (other)	67,050.00	State and Local Fiscal Assistance Act Utilized	13,904.24	Special District Taxes	
JUDICIARY		Sale of Acquired Property		Bank Corp. Taxes	1,387.25
Municipal Courts	9,425.00	Other Miscellaneous Revenues	174,212.49	Added and Omitted Taxes	26,723.14
PUBLIC SAFETY		Total	3,000,164.94	Total Taxes Levied - ABSTRACT	2,514,657.85
Fire Protection	36,050.00	Prior Years Surplus Appropriated	185,000.00	Total Taxes Billed	2,520,155.65
Police Protection	27,600.00	REVENUES TOTAL	3,135,164.94	1984 TAXES COLLECTED	2,363,695.84
Civil Defense & Disaster Control		Reserve For Uncollected Taxes	220,948.47	1984 Taxes Cancelled, Abated or Adjusted	2,643.28
Environmental Inspection & Control	20,172.00	CAPITAL OUTLAY TOTAL	48,761.00	Transfer to Tax Title Liens or Foreclosed	2,673.36
Other Public Safety				Balance Outstanding Dec. 31, 1984	151,143.17
PUBLIC WORKS				PRIOR YEARS TAXES OUTSTANDING	
Streets and Drainage	314,074.24	Public Enterprises		Balance January 1, 1984	178,188.77
Sewers and Sewage Processing		Recreation—Culture		Collected in 1984	171,076.45
Garbage and Trash Disposal	10,000.00	Public Works	36,461.00	Cancelled, Abated or Adjusted 1984	1,281.93
Public Buildings and Grounds	22,410.00	Buildings and Grounds	12,300.00	Transfers to Tax Title Liens or Foreclosed	
Other Public Works	10,000.00	Library and Education		Balance December 31, 1984	5,830.39
HEALTH and WELFARE		Conservation		TAX TITLE LIENS OUTSTANDING	
Health Services Except Environmental	7,300.00	All Other		Balance January 1, 1984	11,764.32
Welfare-Public Assistance	1,190.00	CAPITAL DEBT AUTHORIZED, DECEMBER 31, 1984		Transfer From Taxes	2,673.36
Hospitals, Clinics, First Aid		ISSUED AND UNISSUED GROSS DEBT		Redeemed in 1984	10,307.49
Animal, Insect, & Rodent Control	500.00	School	226,781	Cancelled, Abated or Adjusted (1984)	
Other Welfare Services		Self-liquidating		Transfers to Foreclosed Property	
RECREATION and CONSERVATION		Other		Balance December 31, 1984	4,130.19
Beaches and Boardwalks		Total	226,781	PROPERTY ACQUIRED BY DEED OR FORECLOSURE	
Parks, Playgrounds, Shade Trees	1,000.00	ISSUED AND OUTSTANDING		Balance January 1, 1984	49,100.00
Land Reclamation & Conservation	600.00	School	190,636.90	Transfers From Taxes or Liens	
Other Recreational Services	4,975.00	Self-Liquidating		Sale for Cash (1984)	
EDUCATION (excluding schools)		Other		Cancelled, Abated or Adjusted (1984)	
Libraries		Total	190,636.90	Balance December 31, 1984	49,100.00
Other Educational Services		EQUALIZED VALUATION BASIS FOR NET DEBT COMPUTATION	122,265,029	CURRENT FINANCES DECEMBER 31, 1984	
STATUTORY EXPENDITURES		REAL PROPERTY VALUATIONS		ASSETS	
Pensions & F. I. C. A.	25,250.00	Code Class # of Parcels % VAL'N		Cash Dec. 31, 1984	651,671.39
Employee Fringe Benefits	19,500.00	1 Vacant Land 287 4.72	6,214,200.00	Taxes Receivable	156,973.56
Other Statutory Expenditures	100.00	2 Residential 859 65.58	86,285,394.00	Tax Title Liens	4,130.19
CETA And Other Public Employment Programs		3 Farm 710 22.99	30,248,476.00	Foreclosed Property	49,100.00
MUNICIPAL FUNCTIONS TOTAL	647,453.24	4a Commercial 48 6.17	8,116,803.00	Emergencies & Other Deferred Charges	
CAPITAL IMPROVEMENTS *MEMO*	1,000.00	4b Industrial		State and Federal Aid Receivable	605.18
DEBT SERVICE		4c Apartments 4 .54	715,000.00	Other Receivables	16,812.11
Principal Payments		Total 1908	131,579,973.00	Total	879,292.43
Interest Payments		Land Area 28.10 Sq. Miles		LIABILITIES, RESERVES, AND SURPLUS	
DEFERRED CHARGES		Net Valuation Taxable-Municipal	132,623,387	Cash Liabilities	84,230.68
SCHOOL, COUNTY, SPECIAL DISTRICT TAXES	2,353,564.48	Net Valuation Taxable-County	126,247,306	Reserves for Receivables	227,015.86
RESERVE FOR UNCOLLECTED TAXES	220,948.47	State Equalized Valuation	134,101,345	Surplus Dec. 31, 1984	568,045.89
EXPENDITURES TOTAL	3,225,966.19	State Equalization Ratio	98.91	Total	879,292.43

1204

Population 1980 37,711
 Population 1984 39,151
 S & P Rating
 Moody Rating AA

General Tax Rate Per \$100.

2.52

State Equalized Tax Rate

2.76

EAST BRUNSWICK TWP. — MIDDLESEX CO.**Form of Government:****Mayor-Council Plan E (OMCL 50)****Number of Members on Governing Body — 5****PER CAPITA:**

Gross Debt 1,684.57
 Net Debt 459.95
 Debt Service 52.52
 Total Tax Levy 943.25
 Municipal Expenditures 402.52

PER CENT:

Gross Debt 5.48
 Net Debt 1.49
 Tax Levy Collected 97.47
 Tax Levy Cancelled, Abated or Adjusted .44

EXPENDITURES		REVENUES-REALIZED		1984 PROPERTY TAX	
GENERAL GOVERNMENT				STATE EQUALIZED TAX RATE → 1.55	
Governing Body & Public Boards	67,805.00	1984 Property Taxes Collected	36,067,482.89	Local District School Taxes	20,115,941.00
Municipal Clerk	135,651.00	1984 Payments in Lieu of Taxes		Regional & Consolidated School Tax	
Financial Administration		Delinquent Tax & Lien Collections	800,089.23	School Taxes in Municipal Budget	
Assessment of Taxes	126,245.00	Business Personalty Replacement Taxes	587,008.98	County Taxes	7,924,935.87
Collection of Taxes	117,914.00	Taxes from Public Utilities	2,610,115.00	County Library Taxes	
Planning, Housing & Development	164,392.00	Other Miscellaneous Tax Revenues		Local Municipal Purpose Taxes	7,702,490.00
Human Resources	20,000.00	State Aid Revenues	437,957.68	Veteran & Senior Citizen Taxes	268,050.00
Elections		Federal Aid Revenues		Total Taxes for Rate Computation	36,011,416.87
General Administration (other)	2,632,440.00	State and Local Fiscal Assistance Act Utilized	400,153.00	Special District Taxes	518,853.55
JUDICIARY		Sale of Acquired Property		Bank Corp. Taxes	55,400.94
Municipal Courts	168,451.00	Other Miscellaneous Revenues	3,204,979.00	Added and Omitted Taxes	611,686.83
PUBLIC SAFETY		Total	44,107,785.78	Total Taxes Levied - ABSTRACT	36,929,308.19
Fire Protection	92,934.00	Prior Years Surplus Appropriated	413,472.05	Total Taxes Billed	37,002,487.64
Police Protection	2,947,329.93	REVENUES	44,521,257.83	1984 TAXES COLLECTED	36,067,482.89
Civil Defense & Disaster Control		Reserve For Uncollected Taxes	727,632.00	1984 Taxes Cancelled, Abated or Adjusted	161,465.66
Environmental Inspection & Control	284,537.00	CAPITAL OUTLAY	2,922,981.50	Transfer to Tax Title Liens or Foreclosed	43,065.78
Other Public Safety		TOTAL		Balance Outstanding Dec. 31, 1984	730,473.31
PUBLIC WORKS				PRIOR YEARS TAXES OUTSTANDING	
Streets and Drainage	1,309,342.00	Public Enterprises	204,832.87	Balance January 1, 1984	877,293.24
Sewers and Sewage Processing	2,500.00	Recreation—Culture	7,610.00	Collected in 1984	744,408.03
Garbage and Trash Disposal	1,018,000.00	Public Works	743,448.31	Cancelled, Abated or Adjusted 1984	1,860.92
Public Buildings and Grounds	193,450.00	Buildings and Grounds	464,667.43	Transfers to Tax Title Liens or Foreclosed	12,638.77
Other Public Works	616,317.00	Library and Education	40,932.14	Balance December 31, 1984	118,285.52
HEALTH and WELFARE		Conservation	1,461,490.75	TAX TITLE LIENS OUTSTANDING	
Health Services Except Environmental	117,995.00	All Other		Balance January 1, 1984	111,842.73
Welfare-Public Assistance	27,362.00	CAPITAL DEBT AUTHORIZED, DECEMBER 31, 1984		Transfer From Taxes	57,259.99
Hospitals, Clinics, First Aid		ISSUED AND UNISSUED	GROSS DEBT	Redeemed in 1984	55,681.30
Animal, Insect, & Rodent Control	444.00	School	6,015,000	Cancelled, Abated or Adjusted (1984)	
Other Welfare Services	6,822.00	Self-Liquidating	41,454,700	Transfers to Foreclosed Property	
RECREATION and CONSERVATION		Other	18,482,820	Balance December 31, 1984	113,421.42
Beaches and Boardwalks		Total	65,952,520	PROPERTY ACQUIRED BY DEED OR FORECLOSURE	
Parks, Playgrounds, Shade Trees	407,242.00	ISSUED AND OUTSTANDING		Balance January 1, 1984	1,325,200.00
Land Reclamation & Conservation	27,115.00	School	6,015,000.00	Transfers From Taxes or Liens	
Other Recreational Services	371,506.00	Self-Liquidating	11,787,200.00	Sale for Cash (1984)	
EDUCATION (excluding schools)		Other	13,009,000.00	Cancelled, Abated or Adjusted (1984)	
Libraries	1,114,213.00	Total	30,811,200.00	Balance December 31, 1984	1,325,200.00
Other Educational Services	29,342.00	EQUALIZED VALUATION BASIS		CURRENT FINANCES DECEMBER 31, 1984	
STATUTORY EXPENDITURES		FOR NET DEBT COMPUTATION	1,204,525,209	ASSETS	
Pensions & F. I. C. A.	894,029.00	REAL PROPERTY VALUATIONS		Cash Dec. 31, 1984	10,251,349.38
Employee Fringe Benefits		Code Class # of Parcels % VAL'N	ASSESSED VALUATION	Taxes Receivable	848,858.83
Other Statutory Expenditures	1,000.00	1 Vacant Land 1287 2.91	39,292,800.00	Tax Title Liens	113,421.42
CETA And Other Public Employment Programs		2 Residential 10271 72.09	973,831,200.00	Foreclosed Property	1,325,200.00
MUNICIPAL FUNCTIONS	12,894,375.93	3 Farm 194 .45	6,092,200.00	Emergencies & Other Deferred Charges	160,000.00
CAPITAL IMPROVEMENTS	40,000.00	4a Commercial 414 14.55	196,564,100.00	State and Federal Aid Receivable	3,556.86
DEBT SERVICE		4b Industrial 101 7.91	106,852,200.00	Other Receivables	77,317.70
Principal Payments	1,167,000.00	4c Apartments 10 2.09	28,251,000.00	Total	12,779,704.19
Interest Payments	889,508.00	Total 12277	1,350,933,500.00	LIABILITIES, RESERVES, AND SURPLUS	
DEFERRED CHARGES		Land Area 22.20 Sq. Miles		Cash Liabilities	9,460,162.16
SCHOOL, COUNTY, SPECIAL DISTRICT TAXES	28,559,730.42	Net Valuation Taxable-Municipal	1,369,153,300	Reserves for Receivables	2,350,247.95
RESERVE FOR UNCOLLECTED TAXES	727,632.00	Net Valuation Taxable-County	1,314,949,586	Surplus Dec. 31, 1984	969,294.08
EXPENDITURES	44,318,884.35	State Equalized Valuation	1,300,554,554	Total	12,779,704.19
TOTAL		State Equalization Ratio	105.35		

0803
Population 1980 4,144
Population 1984 4,249
S & P Rating
Moody Rating

General Tax Rate Per \$100.
2.11
State Equalized Tax Rate
2.13

EAST GREENWICH TWP. - GLOUCESTER CO.
Form of Government:
Township Committee
Number of Members on Governing Body - 3

PER CAPITA:
Gross Debt 107.21
Net Debt
Debt Service
Total Tax Levy 521.83
Municipal Expenditures 395.24
PER CENT:
Gross Debt .47
Net Debt
Tax Levy Collected 96.11
Tax Levy Cancelled, Abated or Adjusted .23

EXPENDITURES		REVENUES-REALIZED		1984 PROPERTY TAX	
GENERAL GOVERNMENT				STATE EQUALIZED TAX RATE	
Governing Body & Public Boards		1984 Property Taxes Collected	2,137,385.29	Local District School Taxes	.73 754,904.08
Municipal Clerk		1984 Payments in Lieu of Taxes		Regional & Consolidated School Tax	.72 746,189.50
Financial Administration	18,750.00	Delinquent Tax & Lien Collections	115,099.39	School Taxes in Municipal Budget	
Assessment of Taxes	10,340.00	Business Personalty Replacement Taxes	33,032.36	County Taxes	.65 668,895.23
Collection of Taxes	15,360.00	Taxes from Public Utilities	980,462.00	County Library Taxes	.02 17,107.09
Planning, Housing & Development	23,700.00	Other Miscellaneous Tax Revenues		Local Municipal Purpose Taxes	
Human Resources		State Aid Revenues	23,662.37	Veteran & Senior Citizen Taxes	37,850.00
Elections		Federal Aid Revenues		Total Taxes for Rate Computation	2.12 2,224,945.90
General Administration (other)	175,700.00	State and Local Fiscal Assistance Act Utilized	25,033.36	Special District Taxes	
JUDICIARY		Sale of Acquired Property		Bank Corp. Taxes	3,199.02
Municipal Courts	53,500.00	Other Miscellaneous Revenues	271,740.05	Added and Omitted Taxes	26,947.70
PUBLIC SAFETY		Total	3,586,414.82	Total Taxes Levied - ABSTRACT	2,217,242.62
Fire Protection	53,254.00	Prior Years Surplus Appropriated	523,878.98	Total Taxes Billed	2,223,871.95
Police Protection	439,189.00	REVENUES TOTAL	4,110,293.70	1984 TAXES COLLECTED	2,137,385.29
Civil Defense & Disaster Control	1,861.00	Reserve For Uncollected Taxes	222,500.00	1984 Taxes Cancelled, Abated or Adjusted	5,047.12
Environmental Inspection & Control	27,229.00	CAPITAL OUTLAY TOTAL	29,437.62	Transfer to Tax Title Liens or Foreclosed	1,761.85
Other Public Safety				Balance Outstanding Dec. 31, 1984	79,677.69
PUBLIC WORKS				PRIOR YEARS TAXES OUTSTANDING	
Streets and Drainage	255,500.00	Public Enterprises	29,437.62	Balance January 1, 1984	92,617.28
Sewers and Sewage Processing		Recreation—Culture		Collected in 1984	82,347.64
Garbage and Trash Disposal	60,000.00	Public Works		Cancelled, Abated or Adjusted 1984	
Public Buildings and Grounds	38,000.00	Buildings and Grounds		Transfers to Tax Title Liens or Foreclosed	8,258.17
Other Public Works		Library and Education		Balance December 31, 1984	2,011.47
HEALTH and WELFARE		Conservation		TAX TITLE LIENS OUTSTANDING	
Health Services Except Environmental	24,930.00	All Other		Balance January 1, 1984	33,418.34
Welfare-Public Assistance	12,915.00	CAPITAL DEBT AUTHORIZED, DECEMBER 31, 1984		Transfer From Taxes	12,749.43
Hospitals, Clinics, First Aid		ISSUED AND UNISSUED		Redeemed in 1984	32,751.75
Animal, Insect, & Rodent Control	3,500.00	School	455,554	Cancelled, Abated or Adjusted (1984)	
Other Welfare Services		Self-liquidating		Transfers to Foreclosed Property	
RECREATION and CONSERVATION		Other		Balance December 31, 1984	13,416.02
Beaches and Boardwalks		Total	455,554	PROPERTY ACQUIRED BY DEED OR	
Parks, Playgrounds, Shade Trees	20,000.00	ISSUED AND OUTSTANDING		FORECLOSURE	
Land Reclamation & Conservation		School	455,554.08	Balance January 1, 1984	
Other Recreational Services	3,400.00	Self-Liquidating		Transfers From Taxes or Liens	
EDUCATION (excluding schools)		Other		Sale for Cash (1984)	
Libraries	6,700.00	Total	455,554.08	Cancelled, Abated or Adjusted (1984)	
Other Educational Services		EQUALIZED VALUATION BASIS		Balance December 31, 1984	
STATUTORY EXPENDITURES		FOR NET DEBT COMPUTATION	36,015,574	CURRENT FINANCES DECEMBER 31, 1984	
Pensions & F. I. C. A.	76,000.00	REAL PROPERTY VALUATIONS		ASSETS	
Employee Fringe Benefits	40,400.00	Code Class # of Parcels % VAL'N		Cash Dec. 31, 1984	1,244,815.36
Other Statutory Expenditures	4,000.00	1 Vacant Land 170 2.41	2,466,400.00	Taxes Receivable	81,689.16
CETA And Other Public Employment Programs		2 Residential 1129 72.61	74,224,600.00	Tax Title Liens	13,416.02
MUNICIPAL FUNCTIONS TOTAL	1,369,227.00	3 Farm 379 11.49	11,751,200.00	Foreclosed Property	
CAPITAL IMPROVEMENTS *MFM*	36,000.00	4a Commercial 53 9.08	9,283,600.00	Emergencies & Other Deferred Charges	
DEBT SERVICE		4b Industrial 8 3.46	3,534,700.00	State and Federal Aid Receivable	
Principal Payments		4c Apartments 8 .94	962,600.00	Other Receivables	35,204.38
Interest Payments		Total 1747	102,223,100.00	Total	1,375,124.92
DEFERRED CHARGES	37,661.41	Land Area 14.39 Sq. Miles		LIABILITIES, RESERVES, AND SURPLUS	
SCHOOL, COUNTY, SPECIAL DISTRICT TAXES	2,187,095.90	Net Valuation Taxable-Municipal	104,146,640	Cash Liabilities	246,732.62
RESERVE FOR UNCOLLECTED TAXES	222,500.00	Net Valuation Taxable-County	100,347,746	Reserves for Receivables	130,309.56
EXPENDITURES TOTAL	3,866,484.31	State Equalized Valuation	103,104,682	Surplus Dec. 31, 1984	998,082.74
		State Equalization Ratio	101.03	Total	1,375,124.92

1410

Population 1980 9,319
 Population 1984 9,569
 S & P Rating A+
 Moody Rating AAA

General Tax Rate Per \$100. 4.37
 State Equalized Tax Rate 1.62

EAST HANOVER TOWNSHIP – MORRIS CO.
Form of Government:
Township Committee
Number of Members on Governing Body – 5

PER CAPITA:
 Gross Debt 2,420.46
 Net Debt 1,997.04
 Debt Service 87.59
 Total Tax Levy 993.04
 Municipal Expenditures 531.44

PER CENT:
 Gross Debt 4.56
 Net Debt 3.70
 Tax Levy Collected 97.83
 Tax Levy Cancelled, Abated or Adjusted

EXPENDITURES		REVENUES-REALIZED		1984 PROPERTY TAX	
GENERAL GOVERNMENT				STATE EQUALIZED TAX RATE	
Governing Body & Public Boards		1984 Property Taxes Collected	9,278,794.89	Local District School Taxes .72	4,183,131.50
Municipal Clerk		1984 Payments in Lieu of Taxes		Regional & Consolidated School Tax .36	2,083,416.87
Financial Administration	97,000.00	Delinquent Tax & Lien Collections	138,414.20	School Taxes in Municipal Budget	
Assessment of Taxes	40,499.00	Business Personalty Replacement Taxes	277,511.80	County Taxes .42	2,420,156.08
Collection of Taxes	45,766.00	Taxes from Public Utilities	2,176,296.00	County Library Taxes	
Planning, Housing & Development	176,616.00	Other Miscellaneous Tax Revenues		Local Municipal Purpose Taxes .12	704,339.56
Human Resources	11,144.00	State Aid Revenues	55,111.08	Veteran & Senior Citizen Taxes	81,300.00
Elections	4,300.00	Federal Aid Revenues		Total Taxes for Rate Computation 1.62	9,472,344.01
General Administration (other)	483,474.00	State and Local Fiscal Assistance Act Utilized	43,679.00	Special District Taxes	
JUDICIARY		Sale of Acquired Property		Bank Corp. Taxes	17,335.09
Municipal Courts	41,789.00	Other Miscellaneous Revenues	1,702,283.92	Added and Omitted Taxes	93,973.24
PUBLIC SAFETY		Total	13,674,090.89	Total Taxes Levied - ABSTRACT	9,502,352.34
Fire Protection	104,694.00	Prior Years Surplus Appropriated	750,000.00	Total Taxes Billed	9,484,977.25
Police Protection	1,080,966.00	REVENUES TOTAL	14,424,090.89	1984 TAXES COLLECTED	9,278,794.89
Civil Defense & Disaster Control	10,820.00	Reserve For Uncollected Taxes	384,277.99	1984 Taxes Cancelled, Abated or Adjusted	
Environmental Inspection & Control	76,589.00	CAPITAL OUTLAY TOTAL	5,296,781.39	Transfer to Tax Title Liens or Foreclosed	
Other Public Safety				Balance Outstanding Dec. 31, 1984	206,182.36
PUBLIC WORKS				PRIOR YEARS TAXES OUTSTANDING	
Streets and Drainage	357,943.00	Public Enterprises	51,881.25	Balance January 1, 1984	128,617.69
Sewers and Sewage Processing	251,753.00	Recreation—Culture	30,391.31	Collected in 1984	122,721.06
Garbage and Trash Disposal	56,000.00	Public Works	5,664,854.22	Cancelled, Abated or Adjusted 1984	
Public Buildings and Grounds	20,089.00	Buildings and Grounds	129,578.23	Transfers to Tax Title Liens or Foreclosed	
Other Public Works		Library and Education	120,126.38	Balance December 31, 1984	5,896.63
HEALTH and WELFARE		Conservation		TAX TITLE LIENS OUTSTANDING	
Health Services Except Environmental	100,087.00	All Other		Balance January 1, 1984	29,513.74
Welfare-Public Assistance	5,364.00	CAPITAL DEBT AUTHORIZED, DECEMBER 31, 1984		Transfer From Taxes	
Hospitals, Clinics, First Aid	7,334.00	ISSUED AND UNISSUED		Redeemed in 1984	15,693.14
Animal, Insect, & Rodent Control		School	1,739,721	Cancelled, Abated or Adjusted (1984)	
Other Welfare Services		Self-liquidating	2,534,000	Transfers to Foreclosed Property	
RECREATION and CONSERVATION		Other	18,887,696	Balance December 31, 1984	13,820.60
Beaches and Boardwalks		Total	23,161,417	PROPERTY ACQUIRED BY DEED OR	
Parks, Playgrounds, Shade Trees	4,500.00			FORECLOSURE	
Land Reclamation & Conservation	6,333.00	ISSUED AND OUTSTANDING		Balance January 1, 1984	24,100.00
Other Recreational Services	278,095.00	School	1,739,721.95	Transfers From Taxes or Liens	
EDUCATION (excluding schools)		Self-Liquidating	2,534,000.00	Sale for Cash (1984)	
Libraries	107,500.00	Other	17,586,000.00	Cancelled, Abated or Adjusted (1984)	
Other Educational Services		Total	21,859,721.95	Balance December 31, 1984	24,100.00
STATUTORY EXPENDITURES		EQUALIZED VALUATION BASIS		CURRENT FINANCES DECEMBER 31, 1984	
Pensions & F. I. C. A.	252,582.25	FOR NET DEBT COMPUTATION	507,630,597	ASSETS	
Employee Fringe Benefits	216,000.00	REAL PROPERTY VALUATIONS		Cash Dec. 31, 1984	2,301,141.59
Other Statutory Expenditures		Code Class # of Parcels % VAL'N		Taxes Receivable	212,078.99
CETA And Other Public Employment Programs		1 Vacant Land 430 4.60		Tax Title Liens	13,820.60
MUNICIPAL FUNCTIONS TOTAL	3,837,242.25	2 Residential 2569 45.93		Foreclosed Property	24,100.00
CAPITAL IMPROVEMENTS *MEMO*	190,000.00	3 Farm 16 .19		Emergencies & Other Deferred Charges	44,370.97
DEBT SERVICE		4a Commercial 176 42.16		State and Federal Aid Receivable	8,096.88
Principal Payments	55,000.00	4b Industrial 40 7.12		Other Receivables	31,300.50
Interest Payments	783,188.00	4c Apartments		Total	2,634,909.53
		Total 3231		LIABILITIES, RESERVES, AND SURPLUS	
DEFERRED CHARGES	25,627.49	Land Area 8.21 Sq. Miles		Cash Liabilities	634,450.19
SCHOOL, COUNTY, SPECIAL DISTRICT TAXES	8,686,704.45	Net Valuation Taxable-Municipal	215,177,709	Reserves for Receivables	281,300.09
RESERVE FOR UNCOLLECTED TAXES	384,277.99	Net Valuation Taxable-County	660,118,309	Surplus Dec. 31, 1984	1,719,159.25
EXPENDITURES TOTAL	13,772,040.18	State Equalized Valuation	578,138,485	Total	2,634,909.53
		State Equalization Ratio	37.07		

0902

Population 1980 1,923
 Population 1984 1,905
 S & P Rating
 Moody Rating

General Tax Rate Per \$100. 6.58
 State Equalized Tax Rate 3.41

EAST NEWARK BOROUGH – HUDSON CO.

Form of Government:

Borough Council

Number of Members on Governing Body – 6

PER CAPITA:

Gross Debt 190.65
 Net Debt 190.65
 Debt Service 13.04
 Total Tax Levy 572.24
 Municipal Expenditures 493.25

PER CENT:

Gross Debt 1.31
 Net Debt 1.31
 Tax Levy Collected 95.67
 Tax Levy Cancelled, Abated or Adjusted 1.71

EXPENDITURES		REVENUES-REALIZED		1984 PROPERTY TAX	
GENERAL GOVERNMENT				STATE EQUALIZED TAX RATE → .80	
Governing Body & Public Boards		1984 Property Taxes Collected		Local District School Taxes	255,318.50
Municipal Clerk		1984 Payments in Lieu of Taxes		Regional & Consolidated School Tax	
Financial Administration	14,000.00	Delinquent Tax & Lien Collections		School Taxes in Municipal Budget	
Assessment of Taxes	4,900.00	Business Personalty Replacement Taxes		County Taxes	1.18 *
Collection of Taxes	6,816.00	Taxes from Public Utilities		County Library Taxes	
Planning, Housing & Development		Other Miscellaneous Tax Revenues		Local Municipal Purpose Taxes	1.43
Human Resources		State Aid Revenues		Veteran & Senior Citizen Taxes	
Elections	1,300.00	Federal Aid Revenues		Total Taxes for Rate Computation	3.41
General Administration (other)	140,544.52	State and Local Fiscal Assistance Act Utilized		Special District Taxes	
JUDICIARY		State and Local Fiscal Assistance Act Utilized		Bank Corp. Taxes	7,873.26
Municipal Courts	22,416.00	Sale of Acquired Property		Added and Omitted Taxes	2,117.88
PUBLIC SAFETY		Other Miscellaneous Revenues		Total Taxes Levied - ABSTRACT	1,090,117.70
Fire Protection	21,100.00	Prior Years Surplus Appropriated		Total Taxes Billed	1,101,244.44
Police Protection	287,677.74	REVENUES TOTAL		1984 TAXES COLLECTED	1,053,544.15
Civil Defense & Disaster Control		Reserve For Uncollected Taxes		1984 Taxes Cancelled, Abated or Adjusted	18,879.27
Environmental Inspection & Control	4,500.00	CAPITAL OUTLAY TOTAL		Transfer to Tax Title Liens or Foreclosed	716.68
Other Public Safety				Balance Outstanding Dec. 31, 1984	28,104.04
PUBLIC WORKS				PRIOR YEARS TAXES OUTSTANDING	
Streets and Drainage	26,137.00	Public Enterprises		Balance January 1, 1984	51,091.21
Sewers and Sewage Processing	67,542.00	Recreation—Culture		Collected in 1984	51,091.21
Garbage and Trash Disposal	59,160.80	Public Works		Cancelled, Abated or Adjusted 1984	
Public Buildings and Grounds	23,276.00	Buildings and Grounds		Transfers to Tax Title Liens or Foreclosed	
Other Public Works	16,084.00	Library and Education		Balance December 31, 1984	
HEALTH and WELFARE		Conservation		TAX TITLE LIENS OUTSTANDING	
Health Services Except Environmental	7,687.00	All Other		Balance January 1, 1984	17,176.85
Welfare-Public Assistance	7,683.00	CAPITAL DEBT AUTHORIZED, DECEMBER 31, 1984		Transfer From Taxes	716.68
Hospitals, Clinics, First Aid		ISSUED AND UNISSUED GROSS DEBT NET DEBT		Redeemed in 1984	2,352.61
Animal, Insect, & Rodent Control		School Self-liquidating Other		Cancelled, Abated or Adjusted (1984)	
Other Welfare Services		Total		Transfers to Foreclosed Property	
RECREATION and CONSERVATION		ISSUED AND OUTSTANDING		Balance December 31, 1984	15,540.92
Beaches and Boardwalks		School Self-liquidating Other		PROPERTY ACQUIRED BY DEED OR	
Parks, Playgrounds, Shade Trees	4,500.00	Total		FORECLOSURE	
Land Reclamation & Conservation		EQUALIZED VALUATION BASIS FOR NET DEBT COMPUTATION		Balance January 1, 1984	
Other Recreational Services	12,903.00	REAL PROPERTY VALUATIONS		Transfers From Taxes or Liens	
EDUCATION (excluding schools)		Code Class # of Parcels % VAL'N ASSESSED VALUATION		Sale for Cash (1984)	
Libraries		1 Vacant Land 9 1.13 184,025.00		Cancelled, Abated or Adjusted (1984)	
Other Educational Services		2 Residential 313 51.91 8,429,600.00		Balance December 31, 1984	
STATUTORY EXPENDITURES		3 Farm 1,792,200.00		CURRENT FINANCES DECEMBER 31, 1984	
Pensions & F. I. C. A.	53,734.00	4a Commercial 44 11.04 5,435,775.00		ASSETS	
Employee Fringe Benefits	25,784.00	4b Industrial 8 33.48 395,900.00		Cash Dec. 31, 1984	213,631.29
Other Statutory Expenditures	1,000.00	4c Apartments 8 2.44 16,237,500.00		Taxes Receivable	28,104.04
CETA And Other Public Employment Programs		Total 332 Land Area 1.0 Sq. Miles		Tax Title Liens	15,540.92
MUNICIPAL FUNCTIONS TOTAL	913,745.06	Net Valuation Taxable-Municipal		Foreclosed Property	
CAPITAL IMPROVEMENTS *MEMO*		Net Valuation Taxable-County		Emergencies & Other Deferred Charges	
DEBT SERVICE		State Equalized Valuation		State and Federal Aid Receivable	
Principal Payments	10,000.00	State Equalization Ratio		Other Receivables	48,826.48
Interest Payments	14,850.00			Total	306,302.73
DEFERRED CHARGES	31,493.87			LIABILITIES, RESERVES, AND SURPLUS	
SCHOOL, COUNTY, SPECIAL DISTRICT TAXES	628,049.05			Cash Liabilities	97,464.27
RESERVE FOR UNCOLLECTED TAXES	69,555.03			Reserves for Receivables	92,471.44
EXPENDITURES TOTAL	1,567,693.01			Surplus Dec. 31, 1984	116,367.02
				Total	306,302.73

1984/3000

▽

*Includes County Health Service Taxes or County Vocational School Taxes. See Table 13.

0705
Population 1980 77,690
Population 1984 77,228
S & P Rating
Moody Rating

General Tax Rate Per \$100.
10.98
State Equalized Tax Rate
7.32

EAST ORANGE CITY - ESSEX COUNTY
Form of Government:
City Charter Act (P.L. 1908 c. 250)
Number of Members on Governing Body - 9

PER CAPITA:
Gross Debt 504.76
Net Debt 175.38
Debt Service 68.97
Total Tax Levy 530.60
Municipal Expenditures 654.03
PER CENT:
Gross Debt 8.20
Net Debt 2.85
Tax Levy Collected 85.63
Tax Levy Cancelled, Abated or Adjusted 2.59

EXPENDITURES		REVENUES-REALIZED		1984 PROPERTY TAX	
GENERAL GOVERNMENT				STATE EQUALIZED TAX RATE →	
Governing Body & Public Boards	512,222.44	1984 Property Taxes Collected	35,038,501.90	Local District School Taxes	1.80 9,354,208.00
Municipal Clerk	212,273.13	1984 Payments in Lieu of Taxes	935,390.88	Regional & Consolidated School Tax	
Financial Administration	486,978.00	Delinquent Tax & Lien Collections	3,262,521.01	School Taxes in Municipal Budget	.12 604,004.00
Assessment of Taxes	354,131.00	Business Personalty Replacement Taxes	1,418,776.76	County Taxes	.96 4,975,461.74
Collection of Taxes	430,308.57	Taxes from Public Utilities	3,118,708.00	County Library Taxes	
Planning, Housing & Development	402,708.00	Other Miscellaneous Tax Revenues	184,285.62	Local Municipal Purpose Taxes	4.94 25,610,930.30
Human Resources	4,415,697.40	State Aid Revenues	9,898,177.64	Veteran & Senior Citizen Taxes	251,600.00
Elections	17,900.00	Federal Aid Revenues	383,315.00	Total Taxes for Rate Computation	7.82 40,796,204.04
General Administration (other)	2,623,368.31	State and Local Fiscal Assistance Act Utilized	623,810.00	Special District Taxes	
JUDICIARY		Sale of Acquired Property	4,736,304.73	Bank Corp. Taxes	64,890.58
Municipal Courts	914,541.00	Other Miscellaneous Revenues	60,099,791.44	Added and Omitted Taxes	367,435.78
PUBLIC SAFETY		Total	60,099,791.44	Total Taxes Levied - ABSTRACT	40,976,930.40
Fire Protection	4,963,138.08	Prior Years Surplus Appropriated	60,099,791.44	Total Taxes Billed	40,918,091.02
Police Protection	5,571,528.09	REVENUES TOTAL	60,099,791.44	1984 TAXES COLLECTED	35,038,501.80
Civil Defense & Disaster Control	1,500.00	Reserve For Uncollected Taxes	6,345,230.53	1984 Taxes Cancelled, Abated or Adjusted	1,058,818.95
Environmental Inspection & Control	249,887.68	CAPITAL OUTLAY TOTAL	2,577,842.74	Transfer to Tax Title Liens or Foreclosed	1,899,156.37
Other Public Safety	22,923.00			Balance Outstanding Dec. 31, 1984	2,921,613.90
PUBLIC WORKS				PRIOR YEARS TAXES OUTSTANDING	
Streets and Drainage	1,379,228.00	Public Enterprises	980,502.36	Balance January 1, 1984	2,808,964.23
Sewers and Sewage Processing	279,265.00	Recreation—Culture	343,213.57	Collected in 1984	2,102,915.77
Garbage and Trash Disposal	1,464,079.86	Public Works	844,126.31	Cancelled, Abated or Adjusted 1984	
Public Buildings and Grounds	1,610,510.00	Buildings and Grounds	410,000.00	Transfers to Tax Title Liens or Foreclosed	623,252.90
Other Public Works		Library and Education		Balance December 31, 1984	82,795.56
HEALTH and WELFARE		Conservation		TAX TITLE LIENS OUTSTANDING	
Health Services Except Environmental	1,335,331.25	All Other		Balance January 1, 1984	4,563,312.43
Welfare-Public Assistance	1,221,083.00	CAPITAL DEBT AUTHORIZED, DECEMBER 31, 1984		Transfer From Taxes	2,433,595.44
Hospitals, Clinics, First Aid		ISSUED AND UNISSUED		Redeemed in 1984	1,159,605.53
Animal, Insect, & Rodent Control	57,156.00	GROSS DEBT		Cancelled, Abated or Adjusted (1984)	521.50
Other Welfare Services	333,324.00	School	21,566,713	Transfers to Foreclosed Property	462,000.53
RECREATION and CONSERVATION		Self-Liquidating	3,500,000	Balance December 31, 1984	5,374,780.31
Beaches and Boardwalks		Other	13,914,713	PROPERTY ACQUIRED BY DEED OR	
Parks, Playgrounds, Shade Trees	952,253.00	Total	38,981,426	FORECLOSURE	
Land Reclamation & Conservation		ISSUED AND OUTSTANDING		Balance January 1, 1984	6,871,180.92
Other Recreational Services	910,978.52	School	21,205,713.00	Transfers From Taxes or Liens	700,503.51
EDUCATION (excluding schools)		Self-Liquidating	3,500,000.00	Sale for Cash (1984)	
Libraries	1,200,939.00	Other	12,257,500.00	Cancelled, Abated or Adjusted (1984)	3,906,565.81
Other Educational Services	142,157.00	Total	36,963,213.00	Balance December 31, 1984	3,665,118.62
STATUTORY EXPENDITURES		EQUALIZED VALUATION BASIS		CURRENT FINANCES DECEMBER 31, 1984	
Pensions & F. I. C. A.	3,803,773.36	FOR NET DEBT COMPUTATION	475,217,371	ASSETS	
Employee Fringe Benefits	1,130,163.75	REAL PROPERTY VALUATIONS		Cash Dec. 31, 1984	11,840,836.48
Other Statutory Expenditures	150,000.00	Code Class # of Parcels % VAL'N		Taxes Receivable	3,004,409.46
CETA And Other Public Employment Programs	292,059.00	1 Vacant Land 377 1.10	3,814,100.00	Tax Title Liens	5,374,780.31
MUNICIPAL FUNCTIONS TOTAL	38,002,971.29	2 Residential 8265 51.77	178,833,600.00	Foreclosed Property	3,665,118.62
CAPITAL IMPROVEMENTS *MEMO*	110,000.00	3 Farm		Emergencies & Other Deferred Charges	2,416,344.67
DEBT SERVICE		4a Commercial 638 20.45	70,653,500.00	State and Federal Aid Receivable	54,000.00
Principal Payments	1,954,000.00	4b Industrial 38 2.02	6,950,900.00	Other Receivables	3,362,708.51
Interest Payments	3,372,279.12	4c Apartments 333 24.65	35,150,900.00	Total	29,718,198.05
TYPE I SCHL DEBT *MEMO*	3,470,480.91	Total	345,413,000.00	LIABILITIES, RESERVES, AND SURPLUS	
DEFERRED CHARGES	835,018.49	Land Area 4.00 Sq. Miles		Cash Liabilities	15,276,009.77
SCHOOL, COUNTY, SPECIAL DISTRICT TAXES	14,933,673.74	Net Valuation Taxable-Municipal	369,313,800	Reserves for Receivables	12,625,657.09
RESERVE FOR UNCOLLECTED TAXES	6,345,230.53	Net Valuation Taxable-County	489,918,536	Surplus Dec. 31, 1984	1,816,531.19
EXPENDITURES TOTAL	65,443,173.17	State Equalized Valuation	509,189,408	Total	29,718,198.05
		State Equalization Ratio	71.24		

0212
Population 1980 7,849
Population 1984 7,788
S & P Rating
Moody Rating A

General Tax Rate Per \$100. 1.95
State Equalized Tax Rate 1.39

EAST RUTHERFORD BORO. - BERGEN CO.
Form of Government:
Borough Council
Number of Members on Governing Body - 6

PER CAPITA:
Gross Debt 589.85
Net Debt 495.88
Debt Service 66.25
Total Tax Levy 558.88
Municipal Expenditures 671.83
PER CENT:
Gross Debt 1.73
Net Debt 1.45
Tax Levy Collected 95.79
Tax Levy Cancelled, Abated or Adjusted .38

EXPENDITURES		REVENUES-REALIZED		1984 PROPERTY TAX	
GENERAL GOVERNMENT				STATE EQUALIZED TAX RATE	
Governing Body & Public Boards	32,700.00	1984 Property Taxes Collected	4,190,274.41	Local District School Taxes .63	1,953,657.57
Municipal Clerk		1984 Payments in Lieu of Taxes	888,000.00	Regional & Consolidated School Tax .25	786,691.47
Financial Administration	53,081.00	Delinquent Tax & Lien Collections	161,211.16	School Taxes in Municipal Budget	
Assessment of Taxes	29,542.00	Business Personalty Replacement Taxes	406,957.46	County Taxes .34	1,060,752.02
Collection of Taxes	40,000.00	Taxes from Public Utilities	1,132,707.00	County Library Taxes	
Planning, Housing & Development	22,290.00	Other Miscellaneous Tax Revenues		Local Municipal Purpose Taxes .16	503,299.78
Human Resources		State Aid Revenues	58,886.25	Veteran & Senior Citizen Taxes	97,350.00
Elections	2,322.00	Federal Aid Revenues		Total Taxes for Rate Computation 1.38	4,401,750.84
General Administration (other)	639,972.00	State and Local Fiscal Assistance Act Utilized	57,334.00	Special District Taxes	
JUDICIARY		Sale of Acquired Property		Bank Corp. Taxes	10,568.01
Municipal Courts	59,505.00	Other Miscellaneous Revenues	1,403,774.34	Added and Omitted Taxes	37,586.15
PUBLIC SAFETY		Total	8,289,144.62	Total Taxes Levied - ABSTRACT	4,352,555.00
Fire Protection	191,746.00	Prior Years Surplus Appropriated	500,000.00	Total Taxes Billed	4,364,034.98
Police Protection	926,869.00	REVENUES TOTAL	8,789,144.62	1984 TAXES COLLECTED	4,180,274.41
Civil Defense & Disaster Control	1,500.00	Reserve For Uncollected Taxes	281,000.00	1984 Taxes Cancelled, Abated or Adjusted	16,697.25
Environmental Inspection & Control	24,050.00			Transfer to Tax Title Liens or Foreclosed	15,363.05
Other Public Safety		CAPITAL OUTLAY TOTAL	72,737.48	Balance Outstanding Dec. 31, 1984	151,700.27
PUBLIC WORKS				PRIOR YEARS TAXES OUTSTANDING	
Streets and Drainage	664,552.00	Public Enterprises		Balance January 1, 1984	699,523.13
Sewers and Sewage Processing	575,610.00	Recreation—Culture		Collected in 1984	113,146.42
Garbage and Trash Disposal	395,400.00	Public Works	46,150.19	Cancelled, Abated or Adjusted 1984	
Public Buildings and Grounds	30,000.00	Buildings and Grounds	26,637.29	Transfers to Tax Title Liens or Foreclosed	
Other Public Works	112,600.00	Library and Education		Balance December 31, 1984	586,376.71
HEALTH and WELFARE		Conservation		TAX TITLE LIENS OUTSTANDING	
Health Services Except Environmental	19,800.00	All Other		Balance January 1, 1984	527,617.40
Welfare-Public Assistance	6,354.00			Transfer From Taxes	15,363.05
Hospitals, Clinics, First Aid		CAPITAL DEBT AUTHORIZED, DECEMBER 31, 1984		Redeemed in 1984	48,064.74
Animal, Insect, & Rodent Control		ISSUED AND UNISSUED GROSS DEBT NET DEBT		Cancelled, Abated or Adjusted (1984)	
Other Welfare Services		School 610,002		Transfers to Foreclosed Property	
RECREATION and CONSERVATION		Self-liquidating 3,993,756	3,861,892	Balance December 31, 1984	494,915.71
Beaches and Boardwalks		Other 4,523,759	3,861,892	PROPERTY ACQUIRED BY DEED OR FORECLOSURE	
Parks, Playgrounds, Shade Trees	10,000.00			Balance January 1, 1984	3,000.00
Land Reclamation & Conservation		ISSUED AND OUTSTANDING		Transfers From Taxes or Liens	
Other Recreational Services	79,100.00	School 610,002.61		Sale for Cash (1984)	
EDUCATION (excluding schools)		Self-Liquidating 2,505,153.15		Cancelled, Abated or Adjusted (1984)	
Libraries	81,000.00	Other 3,116,160.76		Balance December 31, 1984	3,000.00
Other Educational Services		Total		CURRENT FINANCES DECEMBER 31, 1984	
STATUTORY EXPENDITURES		EQUALIZED VALUATION BASIS FOR NET DEBT COMPUTATION	265,449,999	ASSETS	
Pensions & F. I. C. A.	251,786.74	REAL PROPERTY VALUATIONS		Cash Dec. 31, 1984	4,901,367.16
Employee Fringe Benefits	118,114.00	Code Class # of Parcels % VAL'N		Taxes Receivable	738,076.98
Other Statutory Expenditures	30,000.00	1 Vacant Land 212 12.54	27,109,300.00	Tax Title Liens	494,915.71
CETA And Other Public Employment Programs		2 Residential 1492 25.26	54,609,100.00	Foreclosed Property	3,000.00
MUNICIPAL FUNCTIONS TOTAL	4,398,093.74	3 Farm		Emergencies & Other Deferred Charges	110,978.63
CAPITAL IMPROVEMENTS *M.F.C.*	10,000.00	4a Commercial 176 10.49	22,672,800.00	State and Federal Aid Receivable	14,564.05
DEBT SERVICE		4b Industrial 122 46.78	101,127,400.00	Other Receivables	869,288.73
Principal Payments	350,000.00	4c Apartments 22 4.94	10,686,200.00	Total	7,132,191.26
Interest Payments	165,977.00	Total 2033	216,214,800.00	LIABILITIES, RESERVES, AND SURPLUS	
DEFERRED CHARGES	37,103.38	Land Area 3.70 Sq. Miles		Cash Liabilities	3,991,153.85
SCHOOL, COUNTY, SPECIAL DISTRICT TAXES	3,801,101.06	Net Valuation Taxable-Municipal	221,369,171	Reserves for Receivables	2,105,281.42
RESERVE FOR UNCOLLECTED TAXES	281,000.00	Net Valuation Taxable-County	281,674,908	Surplus Dec. 31, 1984	1,035,755.99
EXPENDITURES TOTAL	9,033,275.63	State Equalized Valuation	309,775,817	Total	7,132,191.26
		State Equalization Ratio	71.10		

1101
Population 1980 21,041
Population 1984 22,262
S & P Rating
Moody Rating AAA

General Tax Rate Per \$100. 5.83
State Equalized Tax Rate 2.79

EAST WINDSOR TOWNSHIP – MERCER CO.
Form of Government:
Council-Manager Plan E (OMCL 50)
Number of Members on Governing Body – 7

PER CAPITA:
Gross Debt 789.29
Net Debt 396.08
Debt Service 55.00
Total Tax Levy 756.23
Municipal Expenditures 315.61
PER CENT:
Gross Debt 3.47
Net Debt 1.74
Tax Levy Collected 97.23
Tax Levy Cancelled, Abated or Adjusted .46

EXPENDITURES		REVENUES-REALIZED		1984 PROPERTY TAX	
GENERAL GOVERNMENT		STATE EQUALIZED TAX RATE →			
Governing Body & Public Boards	97,617.00	1984 Property Taxes Collected	16,377,173.34	Local District School Taxes	
Municipal Clerk	31,743.00	1984 Payments in Lieu of Taxes		Regional & Consolidated School Tax 1.50	8,681,407.11
Financial Administration	176,775.00	Delinquent Tax & Lien Collections	320,349.43	School Taxes in Municipal Budget	
Assessment of Taxes	82,711.00	Business Personalty Replacement Taxes	233,939.52	County Taxes	.72 4,165,019.58
Collection of Taxes		Taxes from Public Utilities	1,009,399.00	Caunty Library Taxes	.08 479,666.48
Planning, Housing & Development	49,387.00	Other Miscellaneous Tax Revenues		Local Municipal Purpose Taxes	.49 2,850,000.00
Human Resources		State Aid Revenues	293,799.62	Veteran & Senior Citizen Taxes	47,250.00
Elections	12,500.00	Federal Aid Revenues	22,088.31	Total Taxes for Rate Computation 2.79	16,223,343.17
General Administration (other)	719,680.57	State and Local Fiscal Assistance Act Utilized	235,230.54	Special District Taxes	300,686.94
JUDICIARY		Sale of Acquired Property		Bank Corp. Taxes	22,673.62
Municipal Courts	102,571.00	Other Miscellaneous Revenues	1,486,465.51	Added and Omitted Taxes	336,570.97
PUBLIC SAFETY		Total	20,038,445.27	Total Taxes Levied - ABSTRACT	16,836,074.70
Fire Protection	75,854.54	Prior Years Surplus Appropriated	996,000.00	Total Taxes Billed	16,844,328.31
Police Protection	1,821,393.00	REVENUES TOTAL	21,034,445.27	1984 TAXES COLLECTED	16,377,173.34
Civil Defense & Disaster Control	20,549.31	Reserve For Uncollected Taxes	824,700.00	1984 Taxes Cancelled, Abated or Adjusted	73,162.83
Environmental Inspection & Control	152,905.00	CAPITAL OUTLAY TOTAL	1,577,992.77	Transfer to Tax Title Liens or Foreclosed	1,898.83
Other Public Safety				Balance Outstanding Dec. 31, 1984	387,093.31
PUBLIC WORKS				PRIOR YEARS TAXES OUTSTANDING	
Streets and Drainage	360,399.00	Public Enterprises		Balance January 1, 1984	345,384.06
Sewers and Sewage Processing		Recreation—Culture	519,210.82	Collected in 1984	320,349.43
Garbage and Trash Disposal		Public Works	935,240.71	Cancelled, Abated or Adjusted 1984	719.85
Public Buildings and Grounds	323,654.00	Buildings and Grounds	123,541.24	Transfers to Tax Title Liens or Foreclosed	
Other Public Works	16,500.00	Library and Education		Balance December 31, 1984	24,314.78
HEALTH and WELFARE		Conservation		TAX TITLE LIENS OUTSTANDING	
Health Services Except Environmental	152,124.00	All Other		Balance January 1, 1984	16,492.65
Welfare-Public Assistance	22,823.00	CAPITAL DEBT AUTHORIZED, DECEMBER 31, 1984		Transfer From Taxes	1,898.83
Hospitals, Clinics, First Aid		ISSUED AND UNISSUED		Redeemed in 1984	
Animal, Insect, & Rodent Control	17,752.00	School	5,754,022	Cancelled, Abated or Adjusted (1984)	
Other Welfare Services		Self-liquidating	8,817,912	Transfers to Foreclosed Property	
RECREATION and CONSERVATION		Other	8,817,912	Balance December 31, 1984	18,391.48
Beaches and Boardwalks		Total	17,571,934	PROPERTY ACQUIRED BY DEED OR FORECLOSURE	
Parks, Playgrounds, Shade Trees	35,110.00	ISSUED AND OUTSTANDING		Balance January 1, 1984	71,200.00
Land Reclamation & Conservation	725.00	School	8,754,022.71	Transfers From Taxes or Liens	
Other Recreational Services	63,610.00	Self-Liquidating		Sale for Cash (1984)	
EDUCATION (excluding schools)		Other	7,899,000.00	Cancelled, Abated or Adjusted (1984)	
Libraries		Total	16,653,022.71	Balance December 31, 1984	71,200.00
Other Educational Services	9,800.00	EQUALIZED VALUATION BASIS		CURRENT FINANCES DECEMBER 31, 1984	
STATUTORY EXPENDITURES		FOR NET DEBT COMPUTATION	506,567,364	ASSETS	
Pensions & F. I. C. A.	488,304.10	REAL PROPERTY VALUATIONS		Cash Dec. 31, 1984	3,852,500.29
Employee Fringe Benefits		Code Class # of Parcels % VAL'N		Taxes Receivable	411,408.09
Other Statutory Expenditures	21,047.36	1 Vacant Land 482 2.61	7,180,800.00	Tax Title Liens	18,391.48
CETA And Other Public Employment Programs		2 Residential 4424 58.11	159,988,870.00	Foreclosed Property	71,200.00
MUNICIPAL FUNCTIONS TOTAL	4,977,444.98	3 Farm 253 1.42	3,894,350.00	Emergencies & Other Deferred Charges	7,000.00
CAPITAL IMPROVEMENTS *MEMO*	91,639.00	4a Commercial 140 19.10	52,575,900.00	State and Federal Aid Receivable	10,747.01
DEBT SERVICE		4b Industrial 13 6.71	18,472,358.00	Other Receivables	1,477.94
Principal Payments	604,000.00	4c Apartments 19 12.06	33,191,700.00	Total	4,372,724.81
Interest Payments	620,377.55	Total 5336	275,303,978.00	LIABILITIES, RESERVES, AND SURPLUS	
DEFERRED CHARGES		Land Area 15.60 Sq. Miles		Cash Liabilities	1,124,396.33
SCHOOL, COUNTY, SPECIAL DISTRICT TAXES	13,626,780.11	Net Valuation Taxable-Municipal	277,788,508	Reserves for Receivables	502,477.51
RESERVE FOR UNCOLLECTED TAXES	824,700.00	Net Valuation Taxable-County	517,488,586	Surplus Dec. 31, 1984	2,745,850.97
EXPENDITURES TOTAL	20,653,302.64	State Equalized Valuation	577,952,739	Total	4,372,724.81
		State Equalization Ratio	47.84		

0311

Population 1980 3,814
 Population 1984 3,870
 S & P Rating
 Moody Rating

General Tax Rate Per \$100. 4.24
 State Equalized Tax Rate 2.68

EASTAMPTON TWP. BURLINGTON COUNTY
Form of Government:
Council-Manager Plan E (OMCL 50)
Number of Members on Governing Body - 3

PER CAPITA:
 Gross Debt 538.87
 Net Debt 60.16
 Debt Service 4.03
 Total Tax Levy 496.04
 Municipal Expenditures 231.54

PER CENT:
 Gross Debt 3.29
 Net Debt .37
 Tax Levy Collected 95.87
 Tax Levy Cancelled, Abated or Adjusted .58

EXPENDITURES		REVENUES-REALIZED		1984 PROPERTY TAX	
GENERAL GOVERNMENT				STATE EQUALIZED TAX RATE	
Governing Body & Public Boards		1984 Property Taxes Collected	1,839,808.69	Local District School Taxes 1.10	752,656.00
Municipal Clerk		1984 Payments in Lieu of Taxes		Regional & Consolidated School Tax .73	497,580.87
Financial Administration	21,067.00	Delinquent Tax & Lien Collections	88,974.34	School Taxes in Municipal Budget	
Assessment of Taxes	4,139.00	Business Personalty Replacement Taxes	17,258.68	County Taxes .56	384,798.12
Collection of Taxes	15,111.00	Taxes from Public Utilities	268,496.00	County Library Taxes .03	21,446.84
Planning, Housing & Development	25,024.90	Other Miscellaneous Tax Revenues		Local Municipal Purpose Taxes .25	173,831.72
Human Resources		State Aid Revenues	19,752.35	Veteran & Senior Citizen Taxes	23,050.00
Elections	1,000.00	Federal Aid Revenues		Total Taxes for Rate Computation 2.67	1,853,363.55
General Administration (other)	180,190.50	State and Local Fiscal Assistance Act Utilized	17,746.99	Special District Taxes	74,177.00
JUDICIARY		Sale of Acquired Property		Bank Corp. Taxes	1,253.66
Municipal Courts	18,501.00	Other Miscellaneous Revenues	192,382.56	Added and Omitted Taxes	13,947.50
PUBLIC SAFETY		Total	2,444,419.61	Total Taxes Levied - ABSTRACT	1,919,691.71
Fire Protection	1,000.00	Prior Years Surplus Appropriated	170,000.00	Total Taxes Billed	1,918,989.92
Police Protection	307,447.00	REVENUES TOTAL	2,614,419.61	1984 TAXES COLLECTED	1,839,808.69
Civil Defense & Disaster Control	1,000.00	Reserve For Uncollected Taxes	101,121.03	1984 Taxes Cancelled, Abated or Adjusted	11,117.34
Environmental Inspection & Control	11,412.00	CAPITAL OUTLAY TOTAL	73,042.55	Transfer to Tax Title Liens or Foreclosed	
Other Public Safety		Public Enterprises		Balance Outstanding Dec. 31, 1984	68,063.89
PUBLIC WORKS		Recreation—Culture		PRIOR YEARS TAXES OUTSTANDING	
Streets and Drainage	28,000.00	Public Works	28,842.55	Balance January 1, 1984	95,037.59
Sewers and Sewage Processing	1,000.00	Buildings and Grounds	44,200.00	Collected in 1984	86,713.97
Garbage and Trash Disposal	61,000.00	Library and Education		Cancelled, Abated or Adjusted 1984	9.48
Public Buildings and Grounds		Conservation		Transfers to Tax Title Liens or Foreclosed	
Other Public Works	39,908.00	All Other		Balance December 31, 1984	8,314.14
HEALTH and WELFARE		CAPITAL DEBT AUTHORIZED, DECEMBER 31, 1984		TAX TITLE LIENS OUTSTANDING	
Health Services Except Environmental		ISSUED AND UNISSUED		Balance January 1, 1984	2,260.37
Welfare-Public Assistance	6,050.00	School	1,852,617	Transfer From Taxes	
Hospitals, Clinics, First Aid		Self-liquidating	232,812	Redeemed in 1984	2,260.37
Animal, Insect, & Rodent Control		Other	2,035,429	Cancelled, Abated or Adjusted (1984)	
Other Welfare Services		Total	2,332,812	Transfers to Foreclosed Property	
RECREATION and CONSERVATION		ISSUED AND OUTSTANDING		Balance December 31, 1984	
Beaches and Boardwalks		School	1,403,000.00	PROPERTY ACQUIRED BY DEED OR	
Parks, Playgrounds, Shade Trees	8,091.00	Self-liquidating	215,400.00	FORECLOSURE	
Land Reclamation & Conservation	110.00	Other	1,618,400.00	Balance January 1, 1984	
Other Recreational Services		Total	1,618,400.00	Transfers From Taxes or Liens	
EDUCATION (excluding schools)		EQUALIZED VALUATION BASIS		Sale for Cash (1984)	
Libraries		FOR NET DEBT COMPUTATION	63,459,651	Cancelled, Abated or Adjusted (1984)	
Other Educational Services		REAL PROPERTY VALUATIONS		Balance December 31, 1984	
STATUTORY EXPENDITURES		Code Class # of Parcels % VAL'N		CURRENT FINANCES DECEMBER 31, 1984	
Pensions & F. I. C. A.	42,089.15	1 Vacant Land 100 3.90		ASSETS	
Employee Fringe Benefits		2 Residential 827 69.08		Cash Dec. 31, 1984	713,179.26
Other Statutory Expenditures	3,000.00	3 Farm 61 2.82		Taxes Receivable	76,378.03
CETA And Other Public Employment Programs		4a Commercial 28 10.08		Tax Title Liens	
MUNICIPAL FUNCTIONS TOTAL	775,140.55	4b Industrial ? .30		Foreclosed Property	
CAPITAL IMPROVEMENTS *MEMC*	2,210.00	4c Apartments 6 13.84		Emergencies & Other Deferred Charges	12,700.00
DEBT SERVICE		Total 1024		State and Federal Aid Receivable	1,885.86
Principal Payments	5,400.00	Land Area 5.63 Sq. Miles		Other Receivables	5,877.45
Interest Payments	10,191.07	Net Valuation Taxable-Municipal	43,227,626	Total	810,020.60
DEFERRED CHARGES	4,200.00	Net Valuation Taxable-County	64,171,694	LIABILITIES, RESERVES, AND SURPLUS	
SCHOOL, COUNTY, SPECIAL DISTRICT TAXES	1,730,658.83	State Equalized Valuation	68,057,954	Cash Liabilities	567,355.68
RESERVE FOR UNCOLLECTED TAXES	101,121.03	State Equalization Ratio	63.24	Reserves for Receivables	82,255.48
EXPENDITURES TOTAL	2,626,711.43			Surplus Dec. 31, 1984	160,409.44

1311

Population 1980 12,703
 Population 1984 13,023
 S & P Rating
 Moody Rating AAA

General Tax Rate Per \$100.

3.57

State Equalized Tax Rate

2.69

EATONTOWN BOROUGH – MONMOUTH CO.**Form of Government:****Borough Council****Number of Members on Governing Body – 6****PER CAPITA:**

Gross Debt 646.19
 Net Debt 622.03
 Debt Service 52.04
 Total Tax Levy 725.51
 Municipal Expenditures 432.68

PER CENT:

Gross Debt 2.95
 Net Debt 2.74
 Tax Levy Collected 96.92
 Tax Levy Cancelled, Abated or Adjusted 2.30

EXPENDITURES		REVENUES-REALIZED		1984 PROPERTY TAX	
GENERAL GOVERNMENT				STATE EQUALIZED TAX RATE	
Governing Body & Public Boards		1984 Property Taxes Collected	9,130,980.61	Local District School Taxes .81	2,787,140.00
Municipal Clerk		1984 Payments in Lieu of Taxes	126,338.00	Regional & Consolidated School Tax .55	1,870,853.21
Financial Administration	54,592.43	Delinquent Tax & Lien Collections	91,754.75	School Taxes in Municipal Budget	
Assessment of Taxes	38,317.25	Business Personality Replacement Taxes	250,476.63	County Taxes .48	1,660,922.73
Collection of Taxes	36,592.03	Taxes from Public Utilities	704,286.00	County Library Taxes .02	63,318.58
Planning, Housing & Development	62,572.40	Other Miscellaneous Tax Revenues		Local Municipal Purpose Taxes .83	2,842,368.41
Human Resources		State Aid Revenues	151,284.53	Veteran & Senior Citizen Taxes	56,750.00
Elections	2,295.43	Federal Aid Revenues		Total Taxes for Rate Computation 2.69	9,281,352.93
General Administration (other)	495,919.13	State and Local Fiscal Assistance Act Utilized	118,812.64	Special District Taxes	
JUDICIARY		Sale of Acquired Property	47,420.50	Bank Corp. Taxes	27,289.57
Municipal Courts	93,650.92	Other Miscellaneous Revenues	820,239.02	Added and Omitted Taxes	196,404.33
PUBLIC SAFETY		Total	11,441,649.68	Total Taxes Levied - ABSTRACT	9,448,296.83
Fire Protection	98,642.75	Prior Years Surplus Appropriated	800,000.00	Total Taxes Billed	9,421,007.26
Police Protection	1,267,525.58	REVENUES TOTAL	12,241,648.68	1984 TAXES COLLECTED	9,130,980.61
Civil Defense & Disaster Control	2,250.00	Reserve For Uncollected Taxes	735,732.71	1984 Taxes Cancelled, Abated or Adjusted	216,472.88
Environmental Inspection & Control	100,996.40	CAPITAL OUTLAY TOTAL	1,610,701.86	Transfer to Tax Title Liens or Foreclosed	8,537.26
Other Public Safety				Balance Outstanding Dec. 31, 1984	65,016.51
PUBLIC WORKS				PRIOR YEARS TAXES OUTSTANDING	
Streets and Drainage	619,162.89	Public Enterprises		Balance January 1, 1984	83,970.33
Sewers and Sewage Processing		Recreation—Culture		Collected in 1984	80,523.44
Garbage and Trash Disposal		Public Works	1,341,552.85	Cancelled, Abated or Adjusted 1984	
Public Buildings and Grounds	136,172.02	Buildings and Grounds	269,149.01	Transfers to Tax Title Liens or Foreclosed	1,941.45
Other Public Works	65,000.00	Library and Education		Balance December 31, 1984	1,505.44
HEALTH and WELFARE		Conservation		TAX TITLE LIENS OUTSTANDING	
Health Services Except Environmental	57,987.00	All Other		Balance January 1, 1984	21,161.00
Welfare-Public Assistance	12,387.00	CAPITAL DEBT AUTHORIZED, DECEMBER 31, 1984		Transfer From Taxes	10,765.50
Hospitals, Clinics, First Aid		ISSUED AND UNISSUED GROSS DEBT		Redeemed in 1984	11,231.31
Animal, Insect, & Rodent Control	464.05	School	314,534	Cancelled, Abated or Adjusted (1984)	
Other Welfare Services		Self-liquidating		Transfers to Foreclosed Property	
RECREATION and CONSERVATION		Other	8,100,742	Balance December 31, 1984	20,695.19
Beaches and Boardwalks		Total	8,415,276	PROPERTY ACQUIRED BY DEED OR FORECLOSURE	
Parks, Playgrounds, Shade Trees	305,773.15	ISSUED AND OUTSTANDING		Balance January 1, 1984	488,910.00
Land Reclamation & Conservation	3,920.00	School	314,534.15	Transfers From Taxes or Liens	
Other Recreational Services	91,440.33	Self-Liquidating		Sale for Cash (1984)	179,552.79
EDUCATION (excluding schools)		Other	6,451,149.00	Cancelled, Abated or Adjusted (1984)	18,847.21
Libraries	24,414.50	Total	6,765,683.15	Balance December 31, 1984	290,510.00
Other Educational Services		EQUALIZED VALUATION BASIS		CURRENT FINANCES DECEMBER 31, 1984	
STATUTORY EXPENDITURES		FOR NET DEBT COMPUTATION	295,255,228	ASSETS	
Pensions & F. I. C. A.	330,077.12	REAL PROPERTY VALUATIONS		Cash Dec. 31, 1984	2,173,152.68
Employee Fringe Benefits	227,376.04	Code Class # of Parcels % VAL'N		Taxes Receivable	66,521.95
Other Statutory Expenditures	5,000.00	1 Vacant Land 304 6.62	16,684,500.00	Tax Title Liens	20,695.19
CETA And Other Public Employment Programs		2 Residential 1675 24.91	62,795,900.00	Foreclosed Property	290,510.00
MUNICIPAL FUNCTIONS TOTAL	4,143,035.53	3 Farm 4 .03	91,700.00	Emergencies & Other Deferred Charges	155,088.25
CAPITAL IMPROVEMENTS *MEMO*	50,000.00	4a Commercial 155 45.32	114,244,260.00	State and Federal Aid Receivable	62,333.09
DEBT SERVICE		4b Industrial 36 10.14	25,559,303.00	Other Receivables	24,672.50
Principal Payments	376,076.00	4c Apartments 19 12.98	32,707,100.00	Total	2,792,973.66
Interest Payments	301,630.79	Total 21.93	252,072,763.00	LIABILITIES, RESERVES, AND SURPLUS	
DEFERRED CHARGES	78,252.87	Land Area 5.80 Sq. Miles		Cash Liabilities	811,795.53
SCHOOL, COUNTY, SPECIAL DISTRICT TAXES	6,382,234.52	Net Valuation Taxable-Municipal	258,433,107	Reserves for Receivables	402,399.64
RESERVE FOR UNCOLLECTED TAXES	735,732.71	Net Valuation Taxable-County	313,317,054	Surplus Dec. 31, 1984	1,578,778.49
EXPENDITURES TOTAL	12,016,962.42	State Equalized Valuation	340,813,216	Total	2,792,973.66
		State Equalization Ratio	75.38		

0213
Population 1980 4,628
Population 1984 4,772
S & P Rating
Moody Rating BAA1

General Tax Rate Per \$100. 4.05
State Equalized Tax Rate 1.92

EDGEWATER BOROUGH – BERGEN COUNTY
Form of Government:
Borough Council
Number of Members on Governing Body – 6

PER CAPITA:
Gross Debt 310.14
Net Debt 310.14
Debt Service 60.07
Total Tax Levy 1,083.26
Municipal Expenditures 1,136.04

PER CENT:
Gross Debt .65
Net Debt .65
Tax Levy Collected 94.01
Tax Levy Cancelled, Abated or Adjusted .32

EXPENDITURES		REVENUES-REALIZED		1984 PROPERTY TAX	
GENERAL GOVERNMENT				STATE EQUALIZED TAX RATE	
Governing Body & Public Boards	21,999.28	1984 Property Taxes Collected	4,852,656.35	Local District School Taxes .61	1,617,027.00
Municipal Clerk		1984 Payments in Lieu of Taxes		Regional & Consolidated School Tax	
Financial Administration	30,500.00	Delinquent Tax & Lien Collections	405,380.98	School Taxes in Municipal Budget	
Assessment of Taxes	88,527.62	Business Personalty Replacement Taxes	767,547.00	County Taxes .34	891,118.14
Collection of Taxes	31,391.30	Taxes from Public Utilities	271,394.00	County Library Taxes	
Planning, Housing & Development	41,499.76	Other Miscellaneous Tax Revenues		Local Municipal Purpose Taxes .97	2,561,744.28
Human Resources		State Aid Revenues	65,945.47	Veteran & Senior Citizen Taxes	31,600.00
Elections	1,650.00	Federal Aid Revenues		Total Taxes for Rate Computation 1.92	5,101,489.42
General Administration (other)	356,694.85	State and Local Fiscal Assistance Act Utilized	57,760.12	Special District Taxes	
JUDICIARY		Sale of Acquired Property		Bank Corp. Taxes	9,085.65
Municipal Courts	62,424.95	Other Miscellaneous Revenues	1,321,113.45	Added and Omitted Taxes	90,345.04
PUBLIC SAFETY		Total	7,741,797.37	Total Taxes Levied - ABSTRACT	5,169,320.11
Fire Protection	712,596.97	Prior Years Surplus Appropriated	459,000.00	Total Taxes Billed	5,161,935.33
Police Protection	834,477.24	REVENUES TOTAL	8,200,797.37	1984 TAXES COLLECTED	4,852,656.35
Civil Defense & Disaster Control	240.00	Reserve For Uncollected Taxes	518,000.00	1984 Taxes Cancelled, Abated or Adjusted	16,529.84
Environmental Inspection & Control	57,334.96	CAPITAL OUTLAY TOTAL	335,144.90	Transfer to Tax Title Liens or Foreclosed	97,390.35
Other Public Safety				Balance Outstanding Dec. 31, 1984	195,358.79
PUBLIC WORKS				PRIOR YEARS TAXES OUTSTANDING	
Streets and Drainage	400,134.49	Public Enterprises		Balance January 1, 1984	386,847.86
Sewers and Sewage Processing	850,271.47	Recreation—Culture		Collected in 1984	337,020.26
Garbage and Trash Disposal	178,423.65	Public Works	342,564.87	Cancelled, Abated or Adjusted 1984	
Public Buildings and Grounds	81,700.12	Buildings and Grounds	43,580.03	Transfers to Tax Title Liens or Foreclosed	
Other Public Works		Library and Education		Balance December 31, 1984	49,827.60
HEALTH and WELFARE		Conservation		TAX TITLE LIENS OUTSTANDING	
Health Services Except Environmental	46,415.94	All Other		Balance January 1, 1984	413,876.50
Welfare-Public Assistance	15,347.96	CAPITAL DEBT AUTHORIZED, DECEMBER 31, 1984		Transfer From Taxes	97,390.35
Hospitals, Clinics, First Aid		ISSUED AND UNISSUED		Redeemed in 1984	68,360.72
Animal, Insect, & Rodent Control	3,657.36	School		Cancelled, Abated or Adjusted (1984)	1,786.21
Other Welfare Services		Self-liquidating		Transfers to Foreclosed Property	
RECREATION and CONSERVATION		Other	1,480,000	Balance December 31, 1984	441,119.92
Beaches and Boardwalks	5,000.00	Total	1,480,000	PROPERTY ACQUIRED BY DEED OR	
Parks, Playgrounds, Shade Trees	2,000.00	ISSUED AND OUTSTANDING		FORECLOSURE	
Land Reclamation & Conservation	68,179.77	School		Balance January 1, 1984	382,175.00
Other Recreational Services		Self-Liquidating		Transfers From Taxes or Liens	
EDUCATION (excluding schools)		Other	1,306,500.00	Sale for Cash (1984)	
Libraries	66,066.00	Total	1,306,500.00	Cancelled, Abated or Adjusted (1984)	
Other Educational Services		EQUALIZED VALUATION BASIS		Balance December 31, 1984	382,175.00
STATUTORY EXPENDITURES		FOR NET DEBT COMPUTATION	229,368,736	CURRENT FINANCES DECEMBER 31, 1984	
Pensions & F. I. C. A.	423,507.25	REAL PROPERTY VALUATIONS		ASSETS	
Employee Fringe Benefits	144,538.92	Code Class # of Parcels % VAL'N		Cash Dec. 31, 1984	864,331.79
Other Statutory Expenditures	12,736.92	1 Vacant Land 115 5.65	7,049,500.00	Taxes Receivable	245,186.39
CETA And Other Public Employment Programs		2 Residential 1203 45.51	56,803,514.00	Tax Title Liens	441,119.92
MUNICIPAL FUNCTIONS TOTAL	4,542,322.78	3 Farm		Foreclosed Property	382,175.00
CAPITAL IMPROVEMENTS *MCM*	190,000.00	4a Commercial 78 9.56	11,938,501.00	Emergencies & Other Deferred Charges	588,420.18
DEBT SERVICE		4b Industrial 40 30.31	37,829,000.00	State and Federal Aid Receivable	22,000.00
Principal Payments	187,500.00	4c Apartments 44 8.98	11,204,218.00	Other Receivables	160,513.63
Interest Payments	99,149.04	Total 1480	124,824,732.00	Total	2,703,746.91
DEFERRED CHARGES	74,198.70	Land Area .70 Sq. Miles		LIABILITIES, RESERVES, AND SURPLUS	
SCHOOL, COUNTY, SPECIAL DISTRICT TAXES	2,508,145.14	Net Valuation Taxable-Municipal	125,224,435	Cash Liabilities	955,267.89
RESERVE FOR UNCOLLECTED TAXES	518,000.00	Net Valuation Taxable-County	264,101,435	Reserves for Receivables	1,228,994.94
EXPENDITURES TOTAL	7,927,315.66	State Equalized Valuation	263,299,664	Surplus Dec. 31, 1984	519,484.08
		State Equalization Ratio	47.43	Total	2,703,746.91

0312
Population 1980 9,273
Population 1984 9,311
S & P Rating
Moody Rating

General Tax Rate Per \$100.
3.71
State Equalized Tax Rate
2.29

EDGEWATER PARK TWP. — BURLINGTON CO.
Form of Government:
Township Committee
Number of Members on Governing Body — 5

PER CAPITA:
Gross Debt 301.49
Net Debt 198.38
Debt Service 42.18
Total Tax Levy 395.05
Municipal Expenditures 200.76
PER CENT:
Gross Debt 1.98
Net Debt 1.30
Tax Levy Collected 96.40
Tax Levy Cancelled, Abated or Adjusted .59

EXPENDITURES		REVENUES-REALIZED		1984 PROPERTY TAX	
GENERAL GOVERNMENT				STATE EQUALIZED TAX RATE → 1.24	
Governing Body & Public Boards		1984 Property Taxes Collected	3,543,954.49	Local District School Taxes	1,930,408.50
Municipal Clerk		1984 Payments in Lieu of Taxes		Regional & Consolidated School Tax	
Financial Administration	22,765.00	Delinquent Tax & Lien Collections	116,596.89	School Taxes in Municipal Budget	
Assessment of Taxes	69,779.00	Business Personalty Replacement Taxes	99,527.32	County Taxes	.54 836,534.07
Collection of Taxes	26,257.00	Taxes from Public Utilities	396,652.00	County Library Taxes	.03 46,965.20
Planning, Housing & Development	8,350.00	Other Miscellaneous Tax Revenues		Local Municipal Purpose Taxes	.47 737,000.00
Human Resources		State Aid Revenues	82,711.78	Veteran & Senior Citizen Taxes	55,300.00
Elections		Federal Aid Revenues		Total Taxes for Rate Computation	2.28 3,606,207.77
General Administration (other)	193,953.00	State and Local Fiscal Assistance Act Utilized	36,389.00	Special District Taxes	116,000.00
JUDICIARY		Sale of Acquired Property		Bank Corp. Taxes	2,903.01
Municipal Courts	34,450.00	Other Miscellaneous Revenues	192,486.13	Added and Omitted Taxes	8,533.24
PUBLIC SAFETY		Total	4,468,316.66	Total Taxes Levied - ABSTRACT	3,678,344.02
Fire Protection	1,635.00	Prior Years Surplus Appropriated	240,000.00	Total Taxes Billed	3,675,466.65
Police Protection	442,114.64	REVENUES TOTAL	4,708,316.66	1984 TAXES COLLECTED	3,543,954.49
Civil Defense & Disaster Control	1,500.00	Reserve For Uncollected Taxes	218,000.00	1984 Taxes Cancelled, Abated or Adjusted	21,843.36
Environmental Inspection & Control	15,631.00			Transfer to Tax Title Liens or Foreclosed	
Other Public Safety		CAPITAL OUTLAY TOTAL	35,812.30	Balance Outstanding Dec. 31, 1984	110,668.80
PUBLIC WORKS				PRIOR YEARS TAXES OUTSTANDING	
Streets and Drainage	119,597.00	Public Enterprises		Balance January 1, 1984	118,312.22
Sewers and Sewage Processing	5,370.00	Recreation—Culture		Collected in 1984	116,596.89
Garbage and Trash Disposal	112,100.00	Public Works	35,812.30	Cancelled, Abated or Adjusted 1984	971.01
Public Buildings and Grounds	31,292.00	Buildings and Grounds		Transfers to Tax Title Liens or Foreclosed	
Other Public Works		Library and Education		Balance December 31, 1984	744.32
HEALTH and WELFARE		Conservation		TAX TITLE LIENS OUTSTANDING	
Health Services Except Environmental	2,962.00	All Other		Balance January 1, 1984	3,251.32
Welfare-Public Assistance	4,700.00			Transfer From Taxes	
Hospitals, Clinics, First Aid		CAPITAL DEBT AUTHORIZED, DECEMBER 31, 1984		Redeemed in 1984	
Animal, Insect, & Rodent Control		ISSUED AND UNISSUED GROSS DEBT		Cancelled, Abated or Adjusted (1984)	3,251.32
Other Welfare Services		School 960,000		Transfers to Foreclosed Property	
RECREATION and CONSERVATION		Self-liquidating 1,847,152	1,847,152	Balance December 31, 1984	
Beaches and Boardwalks		Other 2,807,152	1,847,152	PROPERTY ACQUIRED BY DEED OR FORECLOSURE	
Parks, Playgrounds, Shade Trees	2,150.00	Total		Balance January 1, 1984	9,300.00
Land Reclamation & Conservation	150.00			Transfers From Taxes or Liens	
Other Recreational Services	28,982.00	ISSUED AND OUTSTANDING		Sale for Cash (1984)	
EDUCATION (excluding schools)		School 815,000.00		Cancelled, Abated or Adjusted (1984)	
Libraries	1,500.00	Self-liquidating 1,538,000.00		Balance December 31, 1984	9,300.00
Other Educational Services		Other 2,353,000.00		CURRENT FINANCES DECEMBER 31, 1984	
STATUTORY EXPENDITURES		Total		ASSETS	
Pensions & F. I. C. A.	77,800.00	EQUALIZED VALUATION BASIS		Cash Dec. 31, 1984	526,389.50
Employee Fringe Benefits	32,000.00	FOR NET DEBT COMPUTATION	141,604,252	Taxes Receivable	111,413.12
Other Statutory Expenditures	6,000.00	REAL PROPERTY VALUATIONS		Tax Title Liens	
CETA And Other Public Employment Programs		Code Class # of Parcels % VAL'N		Foreclosed Property	9,300.00
MUNICIPAL FUNCTIONS TOTAL	1,246,062.64	1 Vacant Land 110 2.27	2,152,630.00	Emergencies & Other Deferred Charges	59,880.64
CAPITAL IMPROVEMENTS *MEMO*	5,000.00	2 Residential 2140 69.36	65,912,470.00	State and Federal Aid Receivable	
DEBT SERVICE		3 Farm 20 .40	384,165.00	Other Receivables	6,803.38
Principal Payments	200,000.00	4a Commercial 58 15.44	14,672,870.00	Total	713,786.64
Interest Payments	192,729.50	4b Industrial 10 1.63	1,550,700.00	LIABILITIES, RESERVES, AND SURPLUS	
		4c Apartments 6 10.90	10,357,600.00	Cash Liabilities	233,818.17
		Total 2344	95,030,435.00	Reserves for Receivables	127,516.50
DEFERRED CHARGES	12,500.00	Land Area 2.86 Sq. Miles		Surplus Dec. 31, 1984	352,451.97
SCHOOL, COUNTY, SPECIAL DISTRICT TAXES	2,929,907.77	Net Valuation Taxable-Municipal	95,843,546	Total	713,786.64
RESERVE FOR UNCOLLECTED TAXES	218,000.00	Net Valuation Taxable-County	140,525,894		
EXPENDITURES TOTAL	4,799,199.91	State Equalized Valuation	154,758,413		
		State Equalization Ratio	61.73		

1205

Population 1980 70,193
 Population 1984 76,132
 S & P Rating AA-
 Moody Rating AA

General Tax Rate Per \$100.

2.39
 State Equalized Tax Rate
 2.26

EDISON TOWNSHIP - MIDDLESEX COUNTY

Form of Government:

Mayor-Council Plan E (OMCL 50)

Number of Members on Governing Body - 7

PER CAPITA:

Gross Debt 761.35
 Net Debt 358.63
 Debt Service 67.95
 Total Tax Levy 827.38
 Municipal Expenditures 459.02

PER CENT:

Gross Debt 2.47
 Net Debt 1.16
 Tax Levy Collected 98.22
 Tax Levy Cancelled, Abated
 or Adjusted .19

EXPENDITURES		REVENUES-REALIZED		1984 PROPERTY TAX	
GENERAL GOVERNMENT				STATE EQUALIZED TAX RATE	
Governing Body & Public Boards	71,325.06	1984 Property Taxes Collected		Local District School Taxes	1.35 35,341,536.00
Municipal Clerk	124,515.73	1984 Payments in Lieu of Taxes		Regional & Consolidated School Tax	
Financial Administration	205,491.25	Delinquent Tax & Lien Collections		School Taxes in Municipal Budget	.10 2,700,019.75
Assessment of Taxes	395,562.26	Business Personalty Replacement Taxes		County Taxes	.64 16,777,844.45
Collection of Taxes	127,410.28	Taxes from Public Utilities		County Library Taxes	
Planning, Housing & Development	85,589.09	Other Miscellaneous Tax Revenues		Local Municipal Purpose Taxes	.15 3,994,689.00
Human Resources	30,000.00	State Aid Revenues		Veteran & Senior Citizen Taxes	546,350.00
Elections		Federal Aid Revenues		Total Taxes for Rate Computation	2.24 59,369,439.20
General Administration (other)	3,171,025.64	State and Local Fiscal Assistance Act Utilized		Special District Taxes	2,148,474.81
JUDICIARY		Sale of Acquired Property		Bank Corp. Taxes	100,751.77
Municipal Courts	211,995.94	Other Miscellaneous Revenues		Added and Omitted Taxes	1,918,020.09
PUBLIC SAFETY		Total		Total Taxes Levied - ABSTRACT	62,990,335.87
Fire Protection	4,143,340.09	Prior Years Surplus Appropriated		Total Taxes Billed	63,070,502.61
Police Protection	6,251,329.32	REVENUES TOTAL		1984 TAXES COLLECTED	61,947,062.04
Civil Defense & Disaster Control	6,860.00	Reserve For Uncollected Taxes		1984 Taxes Cancelled, Abated or Adjusted	120,049.19
Environmental Inspection & Control	499,215.47	CAPITAL OUTLAY TOTAL		Transfer to Tax Title Liens or Foreclosed	21,589.71
Other Public Safety				Balance Outstanding Dec. 31, 1984	921,801.67
PUBLIC WORKS		Public Enterprises		PRIOR YEARS TAXES OUTSTANDING	
Streets and Drainage	2,106,730.97	Recreation—Culture		Balance January 1, 1984	1,758,365.04
Sewers and Sewage Processing	641,818.52	Public Works		Collected in 1984	1,549,388.07
Garbage and Trash Disposal	274,824.83	Buildings and Grounds		Cancelled, Abated or Adjusted 1984	
Public Buildings and Grounds	405,436.17	Library and Education		Transfers to Tax Title Liens or Foreclosed	10,202.11
Other Public Works	201,500.00	Conservation		Balance December 31, 1984	198,774.86
HEALTH and WELFARE		All Other		TAX TITLE LIENS OUTSTANDING	
Health Services Except Environmental	515,950.62	CAPITAL DEBT AUTHORIZED, DECEMBER 31, 1984		Balance January 1, 1984	152,013.36
Welfare-Public Assistance	31,600.20	ISSUED AND UNISSUED GROSS DEBT NET DEBT		Transfer From Taxes	36,093.18
Hospitals, Clinics, First Aid	29,000.00	School 21,614,000		Redeemed in 1984	53,096.12
Animal, Insect, & Rodent Control		Self-liquidating 824,000		Cancelled, Abated or Adjusted (1984)	
Other Welfare Services	875.00	Other 35,525,217		Transfers to Foreclosed Property	
RECREATION and CONSERVATION		Total 57,963,217		Balance December 31, 1984	135,010.42
Beaches and Boardwalks		ISSUED AND OUTSTANDING		PROPERTY ACQUIRED BY DEED OR	
Parks, Playgrounds, Shade Trees	703,748.48	School 19,070,000.00		FORECLOSURE	
Land Reclamation & Conservation	250.00	Self-liquidating 824,000.00		Balance January 1, 1984	1,609,584.50
Other Recreational Services	536,637.17	Other 32,246,000.00		Transfers From Taxes or Liens	
EDUCATION (excluding schools)		Total 52,140,000.00		Sale for Cash (1984)	355,500.00
Libraries	912,170.14	EQUALIZED VALUATION BASIS		Cancelled, Abated or Adjusted (1984)	961,200.00
Other Educational Services		FOR NET DEBT COMPUTATION		Balance December 31, 1984	292,884.50
STATUTORY EXPENDITURES		REAL PROPERTY VALUATIONS		CURRENT FINANCES DECEMBER 31, 1984	
Pensions & F. I. C. A.	2,066,186.15	Code Class # of Parcels % VAL'N		ASSETS	
Employee Fringe Benefits	1,725,000.00	1 Vacant Land 2536 4.11		Cash Dec. 31, 1984	10,554,561.24
Other Statutory Expenditures	61,000.00	2 Residential 17342 55.20		Taxes Receivable	1,180,576.53
CETA And Other Public Employment Programs		3 Farm 22 .04		Tax Title Liens	135,010.42
MUNICIPAL FUNCTIONS TOTAL	25,536,388.38	4a Commercial 579 10.35		Foreclosed Property	292,884.50
CAPITAL IMPROVEMENTS *MEMO*	150,000.00	4b Industrial 268 24.69		Emergencies & Other Deferred Charges	229,911.96
DEBT SERVICE		4c Apartments 83 5.12		State and Federal Aid Receivable	130,200.29
Principal Payments	2,632,000.00	Total 20830		Other Receivables	1,608,436.80
Interest Payments	2,490,962.53	Land Area 30.65 Sq. Miles		Total	14,137,581.74
TYPE I SCHL DEBT *MEMO*	2,633,870.65	Net Valuation Taxable-Municipal		LIABILITIES, RESERVES, AND SURPLUS	
DEFERRED CHARGES	1,487,039.71	Net Valuation Taxable-County		Cash Liabilities	4,256,361.78
SCHOOL, COUNTY, SPECIAL DISTRICT TAXES	56,976,875.01	State Equalized Valuation		Reserves for Receivables	3,202,616.25
RESERVE FOR UNCOLLECTED TAXES	2,700,000.00	State Equalization Ratio		Surplus Dec. 31, 1984	6,678,603.71
EXPENDITURES TOTAL	91,923,265.63			Total	14,137,581.74

1984/3000

* ABOVE DEBT SERVICE INCLUDES TYPE I SCHOOL DEBT

0107
Population 1980 4,618
Population 1984 4,682
S & P Rating
Moody Rating AAA

General Tax Rate Per \$100. 4.48
State Equalized Tax Rate 3.19

EGG HARBOR CITY – ATLANTIC COUNTY
Form of Government:
Special Charter (P.L. 1858 c. 152)
Number of Members on Governing Body – 9

PER CAPITA:
Gross Debt 861.48
Net Debt 175.78
Debt Service 25.40
Total Tax Levy 487.78
Municipal Expenditures 382.24
PER CENT:
Gross Debt 6.25
Net Debt 1.28
Tax Levy Collected 92.30
Tax Levy Cancelled, Abated or Adjusted .45

EXPENDITURES		REVENUES-REALIZED		1984 PROPERTY TAX	
GENERAL GOVERNMENT				STATE EQUALIZED TAX RATE	
Governing Body & Public Boards	12,600.00	1984 Property Taxes Collected	2,108,205.57	Local District School Taxes	1.05 748,788.00
Municipal Clerk	30,880.00	1984 Payments in Lieu of Taxes		Regional & Consolidated School Tax	.63 446,819.00
Financial Administration	33,850.00	Delinquent Tax & Lien Collections	124,557.84	School Taxes in Municipal Budget	
Assessment of Taxes	31,000.00	Business Personalty Replacement Taxes	62,001.00	County Taxes	.46 * 325,433.22
Collection of Taxes	24,100.00	Taxes from Public Utilities	249,759.00	County Library Taxes	.03 20,550.69
Planning, Housing & Development	10,850.00	Other Miscellaneous Tax Revenues		Local Municipal Purpose Taxes	1.03 731,049.49
Human Resources		State Aid Revenues	79,858.07	Veteran & Senior Citizen Taxes	
Elections	2,250.00	Federal Aid Revenues		Total Taxes for Rate Computation	3.20 2,345,040.40
General Administration (other)	108,400.00	State and Local Fiscal Assistance Act Utilized	25,387.05	Special District Taxes	
JUDICIARY		Sale of Acquired Property		Bank Corp. Taxes	57.62
Municipal Courts	37,450.00	Other Miscellaneous Revenues	462,771.47	Added and Omitted Taxes	10,072.61
PUBLIC SAFETY		Total	3,112,540.00	Total Taxes Levied - ABSTRACT	2,283,770.63
Fire Protection	12,000.00	Prior Years Surplus Appropriated	110,000.00	Total Taxes Billed	2,284,102.65
Police Protection	457,979.23	REVENUES TOTAL	3,222,540.00	1984 TAXES COLLECTED	2,108,205.57
Civil Defense & Disaster Control	650.00	Reserve For Uncollected Taxes	184,149.96	1984 Taxes Cancelled, Abated or Adjusted	10,265.50
Environmental Inspection & Control	19,850.00	CAPITAL OUTLAY TOTAL	57,641.34	Transfer to Tax Title Liens or Foreclosed	23,761.14
Other Public Safety				Balance Outstanding Dec. 31, 1984	141,770.44
PUBLIC WORKS				PRIOR YEARS TAXES OUTSTANDING	
Streets and Drainage	169,500.00	Public Enterprises	57,641.34	Balance January 1, 1984	127,654.72
Sewers and Sewage Processing	22,000.00	Recreation—Culture		Collected in 1984	104,183.15
Garbage and Trash Disposal	113,750.00	Public Works		Cancelled, Abated or Adjusted 1984	15,285.77
Public Buildings and Grounds	91,000.00	Buildings and Grounds		Transfers to Tax Title Liens or Foreclosed	4,703.31
Other Public Works		Library and Education		Balance December 31, 1984	3,482.49
HEALTH and WELFARE		Conservation		TAX TITLE LIENS OUTSTANDING	
Health Services Except Environmental		All Other		Balance January 1, 1984	182,841.81
Welfare-Public Assistance	16,450.00	CAPITAL DEBT AUTHORIZED, DECEMBER 31, 1984		Transfer From Taxes	30,179.05
Hospitals, Clinics, First Aid		ISSUED AND UNISSUED		Redeemed in 1984	20,374.68
Animal, Insect, & Rodent Control	5,000.00	School	846,460	Cancelled, Abated or Adjusted (1984)	
Other Welfare Services		Self-liquidating	2,364,000	Transfers to Foreclosed Property	
RECREATION and CONSERVATION		Other	823,000	Balance December 31, 1984	192,646.18
Beaches and Boardwalks		Total	4,033,460	PROPERTY ACQUIRED BY DEED OR FORECLOSURE	
Parks, Playgrounds, Shade Trees	20,100.00	ISSUED AND OUTSTANDING		Balance January 1, 1984	175,805.44
Land Reclamation & Conservation		School	846,460.61	Transfers From Taxes or Liens	
Other Recreational Services	8,400.00	Self-Liquidating	214,000.00	Sale for Cash (1984)	55,124.50
EDUCATION (excluding schools)		Other	823,000.00	Cancelled, Abated or Adjusted (1984)	
Libraries		Total	1,893,460.61	Balance December 31, 1984	120,680.94
Other Educational Services		EQUALIZED VALUATION BASIS		CURRENT FINANCES DECEMBER 31, 1984	
STATUTORY EXPENDITURES		FOR NET DEBT COMPUTATION	64,515,345	ASSETS	
Pensions & F. I. C. A.	90,757.92	REAL PROPERTY VALUATIONS		Cash Dec. 31, 1984	724,582.65
Employee Fringe Benefits	62,000.00	Code Class # of Parcels % VAL'N		Taxes Receivable	145,252.93
Other Statutory Expenditures	7,700.00	1 Vacant Land 840 1.98	961,700.00	Tax Title Liens	192,646.17
CETA And Other Public Employment Programs		2 Residential 1191 69.86	33,936,600.00	Foreclosed Property	120,680.94
MUNICIPAL FUNCTIONS		3 Farm		Emergencies & Other Deferred Charges	13,974.12
CAPITAL IMPROVEMENTS	*MEMO*	4a Commercial 151 18.63	9,047,800.00	State and Federal Aid Receivable	6,816.59
DEBT SERVICE		4b Industrial 10 4.21	2,046,000.00	Other Receivables	52,309.77
Principal Payments	81,000.00	4c Apartments 11 5.32	2,585,600.00	Total	1,256,263.17
Interest Payments	84,750.00	Total 2203	48,577,700.00	LIABILITIES, RESERVES, AND SURPLUS	
DEFERRED CHARGES		Land Area 10.89 Sq. Miles		Cash Liabilities	543,011.26
SCHOOL, COUNTY, SPECIAL DISTRICT TAXES	55,891.84	Net Valuation Taxable-Municipal	50,702,885	Reserves for Receivables	510,889.81
RESERVE FOR UNCOLLECTED TAXES	1,542,590.91	Net Valuation Taxable-County	68,395,165	Surplus Dec. 31, 1984	202,362.10
EXPENDITURES		State Equalized Valuation	70,247,047	Total	1,256,263.17
TOTAL	3,336,899.91	State Equalization Ratio	71.31		

0108
Population 1980 19,381
Population 1984 20,850
S & P Rating
Moody Rating AAA

General Tax Rate Per \$100. 3.09
State Equalized Tax Rate 1.85

EGG HARBOR TOWNSHIP - ATLANTIC CO.
Form of Government:
Township Committee
Number of Members on Governing Body - 5

PER CAPITA:
Gross Debt 666.25
Net Debt
Debt Service
Total Tax Levy 538.03
Municipal Expenditures 345.10
PER CENT:
Gross Debt 2.50
Net Debt
Tax Levy Collected 92.24
Tax Levy Cancelled, Abated or Adjusted .39

EXPENDITURES		REVENUES-REALIZED		1984 PROPERTY TAX	
GENERAL GOVERNMENT				STATE EQUALIZED TAX RATE	
Governing Body & Public Boards	38,900.00	1984 Property Taxes Collected	10,335,537.03	Local District School Taxes 1.37	8,088,466.75
Municipal Clerk	84,100.00	1984 Payments in Lieu of Taxes		Regional & Consolidated School Tax	
Financial Administration	90,400.00	Delinquent Tax & Lien Collections	841,960.64	School Taxes in Municipal Budget	
Assessment of Taxes	60,000.00	Business Personalty Replacement Taxes	115,564.12	County Taxes .45	* 2,669,179.84
Collection of Taxes	132,093.00	Taxes from Public Utilities	3,845,297.00	County Library Taxes .03	168,350.40
Planning, Housing & Development	180,400.00	Other Miscellaneous Tax Revenues		Local Municipal Purpose Taxes	
Human Resources		State Aid Revenues	99,295.11	Veteran & Senior Citizen Taxes	136,700.00
Elections	11,450.00	Federal Aid Revenues		Total Taxes for Rate Computation 1.85	11,062,696.99
General Administration (other)	489,400.00	State and Local Fiscal Assistance Act Utilized	110,157.20	Special District Taxes	
JUDICIARY		Sale of Acquired Property	9,600.00	Bank Corp. Taxes	15,578.40
Municipal Courts	188,500.00	Other Miscellaneous Revenues	1,670,275.00	Added and Omitted Taxes	276,331.84
PUBLIC SAFETY		Total	17,027,686.10	Total Taxes Levied - ABSTRACT	11,217,907.23
Fire Protection	187,307.00	Prior Years Surplus Appropriated	2,650,000.00	Total Taxes Billed	11,205,238.57
Police Protection	2,195,657.20	REVENUES TOTAL	19,677,686.10	1984 TAXES COLLECTED	10,335,537.03
Civil Defense & Disaster Control	20,000.00	Reserve For Uncollected Taxes	1,160,000.00	1984 Taxes Cancelled, Abated or Adjusted	43,900.91
Environmental Inspection & Control	206,500.00			Transfer to Tax Title Liens or Foreclosed	125,738.73
Other Public Safety		CAPITAL OUTLAY TOTAL	168,418.59	Balance Outstanding Dec. 31, 1984	700,061.90
PUBLIC WORKS				PRIOR YEARS TAXES OUTSTANDING	
Streets and Drainage	882,300.00	Public Enterprises		Balance January 1, 1984	876,562.98
Sewers and Sewage Processing		Recreation—Culture	4,361.62	Collected in 1984	822,943.13
Garbage and Trash Disposal	222,700.00	Public Works	13,922.21	Cancelled, Abated or Adjusted 1984	22,370.77
Public Buildings and Grounds	207,791.00	Buildings and Grounds	150,134.76	Transfers to Tax Title Liens or Foreclosed	
Other Public Works		Library and Education		Balance December 31, 1984	31,249.08
HEALTH and WELFARE		Conservation		TAX TITLE LIENS OUTSTANDING	
Health Services Except Environmental	2,400.00	All Other		Balance January 1, 1984	185,207.33
Welfare-Public Assistance	35,400.00			Transfer From Taxes	134,750.88
Hospitals, Clinics, First Aid		CAPITAL DEBT AUTHORIZED, DECEMBER 31, 1984		Redeemed in 1984	19,017.51
Animal, Insect, & Rodent Control	15,600.00	ISSUED AND UNISSUED	GROSS DEBT	Cancelled, Abated or Adjusted (1984)	922.99
Other Welfare Services		School	13,891,300	Transfers to Foreclosed Property	10,565.46
RECREATION and CONSERVATION		Self-Liquidating		Balance December 31, 1984	289,452.25
Beaches and Boardwalks		Other		PROPERTY ACQUIRED BY DEED OR FORECLOSURE	
Parks, Playgrounds, Shade Trees	93,500.00	Total	13,891,300	Balance January 1, 1984	1,432,521.37
Land Reclamation & Conservation		ISSUED AND OUTSTANDING		Transfers From Taxes or Liens	10,565.46
Other Recreational Services	23,000.00	School	13,821,000.00	Sale for Cash (1984)	9,600.00
EDUCATION (excluding schools)		Self-Liquidating		Cancelled, Abated or Adjusted (1984)	
Libraries		Other		Balance December 31, 1984	1,433,486.83
Other Educational Services		Total	13,821,000.00	CURRENT FINANCES DECEMBER 31, 1984	
STATUTORY EXPENDITURES		EQUALIZED VALUATION BASIS		ASSETS	
Pensions & F. I. C. A.	405,000.00	FOR NET DEBT COMPUTATION	556,702,771	Cash Dec. 31, 1984	5,357,933.71
Employee Fringe Benefits	232,000.00	REAL PROPERTY VALUATIONS		Taxes Receivable	731,310.98
Other Statutory Expenditures	20,500.00	Code Class # of Parcels % VAL'N	ASSESSED VALUATION	Tax Title Liens	289,452.25
CETA And Other Public Employment Programs		1 Vacant Land 6838 14.42	50,078,000.00	Foreclosed Property	1,433,486.83
MUNICIPAL FUNCTIONS TOTAL	6,035,398.20	2 Residential 5413 56.03	194,598,500.00	Emergencies & Other Deferred Charges	52,807.00
CAPITAL IMPROVEMENTS *MEMO*	418,401.06	3 Farm 114 .55	1,920,400.00	State and Federal Aid Receivable	53,859.08
DEBT SERVICE		4a Commercial 421 26.80	93,059,800.00	Other Receivables	14,592.82
Principal Payments		4b Industrial 1 .20	710,200.00	Total	7,933,442.67
Interest Payments		4c Apartments 17 2.00	6,933,300.00	LIABILITIES, RESERVES, AND SURPLUS	
		Total 12804	247,300,700.00	Cash Liabilities	1,113,991.23
DEFERRED CHARGES		Land Area 67.94 Sq. Miles		Reserves for Receivables	2,468,842.88
SCHOOL, COUNTY, SPECIAL DISTRICT TAXES	10,925,996.99	Net Valuation Taxable-Municipal	353,217,778	Surplus Dec. 31, 1984	4,350,608.56
RESERVE FOR UNCOLLECTED TAXES	1,160,000.00	Net Valuation Taxable-County	560,290,285	Total	7,933,442.67
EXPENDITURES TOTAL	18,121,395.19	State Equalized Valuation	537,173,480		
		State Equalization Ratio	50.75		

2004
 Population 1980 106,201
 Population 1984 107,621
 S & P Rating A
 Moody Rating AAA
 General Tax Rate Per \$100. 4.72
 State Equalized Tax Rate 3.26

ELIZABETH CITY – UNION COUNTY
Form of Government:
Mayor-Council Plan F (OMCL 50)
Number of Members on Governing Body – 9

PER CAPITA:
 Gross Debt 608.82
 Net Debt 254.58
 Debt Service 70.85
 Total Tax Levy 420.48
 Municipal Expenditures 489.13
 PER CENT:
 Gross Debt 5.07
 Net Debt 2.12
 Tax Levy Collected 95.89
 Tax Levy Cancelled, Abated or Adjusted 2.6

EXPENDITURES		REVENUES-REALIZED		1984 PROPERTY TAX	
GENERAL GOVERNMENT				STATE EQUALIZED TAX RATE	
Governing Body & Public Boards	207,220.00	1984 Property Taxes Collected	43,279,252.79	Local District School Taxes	1.44
Municipal Clerk	112,270.00	1984 Payments in Lieu of Taxes	813,242.22	Regional & Consolidated School Tax	
Financial Administration	630,392.00	Delinquent Tax & Lien Collections	1,524,815.31	School Taxes in Municipal Budget	.14
Assessment of Taxes	130,100.00	Business Personalty Replacement Taxes	2,367,348.76	County Taxes	.52
Collection of Taxes	231,597.00	Taxes from Public Utilities	12,382,261.00	County Library Taxes	
Planning, Housing & Development	400,172.00	Other Miscellaneous Tax Revenues	67,178.45	Local Municipal Purpose Taxes	1.16
Human Resources	2,911,850.00	State Aid Revenues	9,049,637.02	Veteran & Senior Citizen Taxes	
Elections	25,900.00	Federal Aid Revenues	9,750.00	Total Taxes for Rate Computation	3.26
General Administration (other)	2,613,219.00	State and Local Fiscal Assistance Act Utilized	1,310,346.02	Special District Taxes	
JUDICIARY		Sale of Acquired Property		Bank Corp. Taxes	208,555.52
Municipal Courts	407,300.00	Other Miscellaneous Revenues	7,011,919.00	Added and Omitted Taxes	120,980.04
PUBLIC SAFETY		Total	78,315,751.47	Total Taxes Levied - ABSTRACT	45,252,216.45
Fire Protection	7,077,731.00	Prior Years Surplus Appropriated	1,966,000.00	Total Taxes Billed	45,133,361.96
Police Protection	7,259,718.07	REVENUES TOTAL	80,281,751.47	1984 TAXES COLLECTED	43,279,252.79
Civil Defense & Disaster Control	19,225.00	Reserve For Uncollected Taxes	2,246,134.04	1984 Taxes Cancelled, Abated or Adjusted	116,536.97
Environmental Inspection & Control	151,190.00	CAPITAL OUTLAY TOTAL	3,195,838.77	Transfer to Tax Title Liens or Foreclosed	279,523.17
Other Public Safety				Balance Outstanding Dec. 31, 1984	1,458,049.03
PUBLIC WORKS				PRIOR YEARS TAXES OUTSTANDING	
Streets and Drainage	2,530,015.31	Public Enterprises	444,245.29	Balance January 1, 1984	1,374,781.83
Sewers and Sewage Processing		Recreation—Culture	870,234.20	Collected in 1984	1,279,586.65
Garbage and Trash Disposal	2,941,876.78	Public Works	672,846.51	Cancelled, Abated or Adjusted 1984	4,814.72
Public Buildings and Grounds	890,713.00	Buildings and Grounds	1,208,572.77	Transfers to Tax Title Liens or Foreclosed	67,951.90
Other Public Works	485,000.00	Library and Education		Balance December 31, 1984	22,428.56
HEALTH and WELFARE		Conservation		TAX TITLE LIENS OUTSTANDING	
Health Services Except Environmental	1,766,046.50	All Other		Balance January 1, 1984	1,269,158.25
Welfare-Public Assistance	775,055.00			Transfer From Taxes	356,710.11
Hospitals, Clinics, First Aid				Redeemed in 1984	245,228.66
Animal, Insect, & Rodent Control				Cancelled, Abated or Adjusted (1984)	
Other Welfare Services	296,246.44			Transfers to Foreclosed Property	
RECREATION and CONSERVATION				Balance December 31, 1984	1,380,639.70
Beaches and Boardwalks				PROPERTY ACQUIRED BY DEED OR FORECLOSURE	
Parks, Playgrounds, Shade Trees				Balance January 1, 1984	866,009.40
Land Reclamation & Conservation	29,019.52			Transfers From Taxes or Liens	
Other Recreational Services	1,473,361.00			Sale for Cash (1984)	182,295.00
EDUCATION (excluding schools)				Cancelled, Abated or Adjusted (1984)	72,205.00
Libraries	1,208,400.00			Balance December 31, 1984	611,509.40
Other Educational Services				CURRENT FINANCES DECEMBER 31, 1984	
STATUTORY EXPENDITURES				ASSETS	
Pensions & F. I. C. A.	4,336,625.00			Cash Dec. 31, 1984	19,107,596.47
Employee Fringe Benefits	2,514,057.00			Taxes Receivable	1,480,477.59
Other Statutory Expenditures	100,000.00			Tax Title Liens	1,380,639.70
CETA And Other Public Employment Programs				Foreclosed Property	611,509.40
MUNICIPAL FUNCTIONS TOTAL	42,689,349.52			Emergencies & Other Deferred Charges	
CAPITAL IMPROVEMENTS *MF(10)*	305,000.00			State and Federal Aid Receivable	
DEBT SERVICE				Other Receivables	3,922,072.83
Principal Payments	3,715,000.00			Total	26,502,295.99
Interest Payments	3,909,777.08			LIABILITIES, RESERVES, AND SURPLUS	
TYPE I SCHL DEBT *ME:MD	5,060,442.33			Cash Liabilities	15,116,640.97
DEFERRED CHARGES	80,278.28			Reserves for Receivables	5,805,443.29
SCHOOL, COUNTY, SPECIAL DISTRICT TAXES	28,932,587.54			Surplus Dec. 31, 1984	5,580,211.73
RESERVE FOR UNCOLLECTED TAXES	2,246,134.04			Total	26,502,295.99
EXPENDITURES TOTAL	81,573,126.56				

0804
Population 1980 3,187
Population 1984 3,373
S & P Rating
Moody Rating

General Tax Rate Per \$100. 3.58
State Equalized Tax Rate 2.09

ELK TOWNSHIP - GLOUCESTER COUNTY
Form of Government:
Township Committee
Number of Members on Governing Body - 3

PER CAPITA:
Gross Debt 109.38
Net Debt 63.00
Debt Service
Total Tax Levy 357.32
Municipal Expenditures 241.45
PER CENT:
Gross Debt .71
Net Debt .41
Tax Levy Collected 86.16
Tax Levy Cancelled, Abated or Adjusted .51

EXPENDITURES		REVENUES-REALIZED		1984 PROPERTY TAX	
GENERAL GOVERNMENT				STATE EQUALIZED TAX RATE	
Governing Body & Public Boards		1984 Property Taxes Collected	1,039,687.68	Local District School Taxes .56	318,241.00
Municipal Clerk		1984 Payments in Lieu of Taxes		Regional & Consolidated School Tax .61	344,142.24
Financial Administration	20,300.00	Delinquent Tax & Lien Collections	126,897.88	School Taxes in Municipal Budget	
Assessment of Taxes	80,500.00	Business Personalty Replacement Taxes	19,123.16	County Taxes .64	361,697.76
Collection of Taxes	20,500.00	Taxes from Public Utilities	218,466.00	County Library Taxes .02	9,258.47
Planning, Housing & Development	5,800.00	Other Miscellaneous Tax Revenues		Local Municipal Purpose Taxes .26	144,000.00
Human Resources		State Aid Revenues	19,819.76	Veteran & Senior Citizen Taxes	38,550.00
Elections	1,950.00	Federal Aid Revenues		Total Taxes for Rate Computation 2.09	1,215,889.47
General Administration (other)	69,400.00	State and Local Fiscal Assistance Act Utilized	26,403.84	Special District Taxes	
JUDICIARY		Sale of Acquired Property		Bank Corp. Taxes	430.94
Municipal Courts	25,700.00	Other Miscellaneous Revenues	146,040.56	Added and Omitted Taxes	27,468.45
PUBLIC SAFETY		Total	1,596,438.83	Total Taxes Levied - ABSTRACT	1,205,238.86
Fire Protection	31,000.00	Prior Years Surplus Appropriated	144,635.10	Total Taxes Billed	1,206,706.42
Police Protection	204,128.91	REVENUES TOTAL	1,741,073.98	1984 TAXES COLLECTED	1,039,687.68
Civil Defense & Disaster Control	1,100.00	Reserve For Uncollected Taxes	137,280.00	1984 Taxes Cancelled, Abated or Adjusted	6,152.48
Environmental Inspection & Control	15,500.00	CAPITAL OUTLAY TOTAL	214,485.82	Transfer to Tax Title Liens or Foreclosed	13,941.24
Other Public Safety				Balance Outstanding Dec. 31, 1984	146,925.02
PUBLIC WORKS				PRIOR YEARS TAXES OUTSTANDING	
Streets and Drainage	58,615.71	Public Enterprises		Balance January 1, 1984	139,112.73
Sewers and Sewage Processing		Recreation—Culture		Collected in 1984	118,485.26
Garbage and Trash Disposal	43,000.00	Public Works		Cancelled, Abated or Adjusted 1984	5,525.95
Public Buildings and Grounds	23,750.00	Buildings and Grounds	214,485.82	Transfers to Tax Title Liens or Foreclosed	9,763.19
Other Public Works		Library and Education		Balance December 31, 1984	5,338.33
HEALTH and WELFARE		Conservation		TAX TITLE LIENS OUTSTANDING	
Health Services Except Environmental	2,000.00	All Other		Balance January 1, 1984	17,525.16
Welfare-Public Assistance	4,600.00	CAPITAL DEBT AUTHORIZED, DECEMBER 31, 1984		Transfer From Taxes	23,471.72
Hospitals, Clinics, First Aid		ISSUED AND UNISSUED GROSS DEBT NET DEBT		Redeemed in 1984	8,412.62
Animal, Insect, & Rodent Control	5,000.00	School 156,429		Cancelled, Abated or Adjusted (1984)	
Other Welfare Services		Self-liquidating 212,500	212,500	Transfers to Foreclosed Property	3,375.77
RECREATION and CONSERVATION		Other 368,929	212,500	Balance December 31, 1984	29,208.49
Beaches and Boardwalks		Total		PROPERTY ACQUIRED BY DEED OR FORECLOSURE	
Parks, Playgrounds, Shade Trees	200.00	ISSUED AND OUTSTANDING		Balance January 1, 1984	217,526.31
Land Reclamation & Conservation	11,200.00	School 156,429.17		Transfers From Taxes or Liens	4,535.69
Other Recreational Services		Self-liquidating 200,000.00		Sale for Cash (1984)	5,101.00
EDUCATION (excluding schools)		Other 356,429.17		Cancelled, Abated or Adjusted (1984)	6,912.00
Libraries		Total		Balance December 31, 1984	210,049.00
Other Educational Services		EQUALIZED VALUATION BASIS		CURRENT FINANCES DECEMBER 31, 1984	
STATUTORY EXPENDITURES		FOR NET DEBT COMPUTATION	51,791,266	ASSETS	
Pensions & F. I. C. A.	31,500.00	REAL PROPERTY VALUATIONS		Cash Dec. 31, 1984	464,296.28
Employee Fringe Benefits	10,000.00	Code Class # of Parcels % VAL'N		Taxes Receivable	152,263.35
Other Statutory Expenditures	2,500.00	1 Vacant Land 472 5.40	1,741,400.00	Tax Title Liens	29,208.49
CETA And Other Public Employment Programs		2 Residential 907 71.15	22,932,450.00	Foreclosed Property	210,049.00
MUNICIPAL FUNCTIONS		3 Farm 397 20.45	6,590,350.00	Emergencies & Other Deferred Charges	105,628.91
CAPITAL IMPROVEMENTS *MEMO*	10,000.00	4a Commercial 25 3.00	966,200.00	State and Federal Aid Receivable	623.98
DEBT SERVICE		4b Industrial		Other Receivables	15,169.18
Principal Payments		4c Apartments		Total	977,239.19
Interest Payments		Total 1801	32,230,400.00	LIABILITIES, RESERVES, AND SURPLUS	
DEFERRED CHARGES		Land Area 19.60 Sq. Miles		Cash Liabilities	174,428.33
SCHOOL, COUNTY, SPECIAL DISTRICT TAXES	8,372.00	Net Valuation Taxable-Municipal	32,939,608	Reserves for Receivables	406,690.02
RESERVE FOR UNCOLLECTED TAXES	1,033,339.47	Net Valuation Taxable-County	54,281,226	Surplus Dec. 31, 1984	396,120.84
EXPENDITURES TOTAL	1,847,736.09	State Equalized Valuation	55,841,725	Total	977,239.19
		State Equalization Ratio	58.46		

1702
 Population 1980 1,569
 Population 1984 1,588
 S & P Rating
 Moody Rating
 General Tax Rate Per \$100. 4.10
 State Equalized Tax Rate 2.23

ELMER BOROUGH – SALEM COUNTY
Form of Government:
Borough Council
Number of Members on Governing Body – 6

PER CAPITA:
 Gross Debt 289.67
 Net Debt
 Debt Service
 Total Tax Levy 388.77
 Municipal Expenditures 182.13
 PER CENT:
 Gross Debt 2.02
 Net Debt
 Tax Levy Collected 94.78
 Tax Levy Cancelled, Abated or Adjusted

EXPENDITURES		REVENUES-REALIZED		1984 PROPERTY TAX	
GENERAL GOVERNMENT				STATE EQUALIZED TAX RATE	
Governing Body & Public Boards		1984 Property Taxes Collected	571,925.71	Local District School Taxes 1.28	338,153.00
Municipal Clerk		1984 Payments in Lieu of Taxes		Regional & Consolidated School Tax	
Financial Administration	9,400.00	Delinquent Tax & Lien Collections	39,594.04	School Taxes in Municipal Budget	
Assessment of Taxes	3,000.00	Business Personalty Replacement Taxes	17,679.40	County Taxes .72	191,269.70
Collection of Taxes	3,800.00	Taxes from Public Utilities	67,308.00	County Library Taxes	
Planning, Housing & Development	850.00	Other Miscellaneous Tax Revenues		Local Municipal Purpose Taxes .27	71,970.32
Human Resources		State Aid Revenues	15,589.36	Veteran & Senior Citizen Taxes	23,300.00
Elections	100.00	Federal Aid Revenues		Total Taxes for Rate Computation 2.27	624,693.02
General Administration (other)	33,450.00	State and Local Fiscal Assistance Act Utilized	6,345.02	Special District Taxes	
JUDICIARY		Sale of Acquired Property		Bank Corp. Taxes	14,753.55
Municipal Courts	5,050.00	Other Miscellaneous Revenues	55,636.77	Added and Omitted Taxes	1,221.00
PUBLIC SAFETY		Total	774,079.30	Total Taxes Levied - ABSTRACT	617,367.57
Fire Protection	27,250.00	Prior Years Surplus Appropriated	79,606.27	Total Taxes Billed	603,421.66
Police Protection	35,200.00	REVENUES TOTAL	853,685.57	1984 TAXES COLLECTED	571,925.71
Civil Defense & Disaster Control	300.00	Reserve For Uncollected Taxes	60,212.32	1984 Taxes Cancelled, Abated or Adjusted	
Environmental Inspection & Control	3,250.00			Transfer to Tax Title Liens or Foreclosed	
Other Public Safety				Balance Outstanding Dec. 31, 1984	31,495.95
PUBLIC WORKS		CAPITAL OUTLAY TOTAL		PRIOR YEARS TAXES OUTSTANDING	
Streets and Drainage	36,500.00	Public Enterprises		Balance January 1, 1984	39,594.04
Sewers and Sewage Processing		Recreation—Culture		Collected in 1984	39,594.04
Garbage and Trash Disposal	33,861.21	Public Works		Cancelled, Abated or Adjusted 1984	
Public Buildings and Grounds	16,800.00	Buildings and Grounds		Transfers to Tax Title Liens or Foreclosed	
Other Public Works		Library and Education		Balance December 31, 1984	
HEALTH and WELFARE		Conservation		TAX TITLE LIENS OUTSTANDING	
Health Services Except Environmental	1,700.00	All Other		Balance January 1, 1984	
Welfare-Public Assistance	1,800.00			Transfer From Taxes	
Hospitals, Clinics, First Aid	1,650.00			Redeemed in 1984	
Animal, Insect, & Rodent Control*	100.00			Cancelled, Abated or Adjusted (1984)	
Other Welfare Services				Transfers to Foreclosed Property	
RECREATION and CONSERVATION				Balance December 31, 1984	
Beaches and Boardwalks				PROPERTY ACQUIRED BY DEED OR	
Parks, Playgrounds, Shade Trees	5,000.00			FORECLOSURE	
Land Reclamation & Conservation	400.00			Balance January 1, 1984	
Other Recreational Services	1,200.00			Transfers From Taxes or Liens	
EDUCATION (excluding schools)				Sale for Cash (1984)	
Libraries	1,500.00			Cancelled, Abated or Adjusted (1984)	
Other Educational Services				Balance December 31, 1984	
STATUTORY EXPENDITURES				CURRENT FINANCES DECEMBER 31, 1984	
Pensions & F. I. C. A.	6,050.00			ASSETS	
Employee Fringe Benefits				Cash Dec. 31, 1984	425,696.45
Other Statutory Expenditures	800.00			Taxes Receivable	31,495.95
CETA And Other Public Employment Programs				Tax Title Liens	
MUNICIPAL FUNCTIONS TOTAL	229,011.21			Foreclosed Property	
CAPITAL IMPROVEMENTS *MEMO*	25,000.00			Emergencies & Other Deferred Charges	
DEBT SERVICE				State and Federal Aid Receivable	
Principal Payments				Other Receivables	574.00
Interest Payments				Total	457,766.40
DEFERRED CHARGES				LIABILITIES, RESERVES, AND SURPLUS	
SCHOOL, COUNTY, SPECIAL DISTRICT TAXES	529,422.70			Cash Liabilities	36,528.49
RESERVE FOR UNCOLLECTED TAXES	60,212.32			Reserves for Receivables	32,069.95
EXPENDITURES TOTAL	818,646.23			Surplus Dec. 31, 1984	389,167.96
				Total	457,766.40

0211
Population 1980 18,377
Population 1984 18,331
S & P Rating
Moody Rating A1

General Tax Rate Per \$100.
2.96
State Equalized Tax Rate
1.90

ELMWOOD PARK BOROUGH - BERGEN CO.
Form of Government:
Borough Council
Number of Members on Governing Body - 6

PER CAPITA:
Gross Debt 344.28
Net Debt 229.62
Debt Service 26.79
Total Tax Levy 605.04
Municipal Expenditures 339.10
PER CENT:
Gross Debt 1.15
Net Debt .77
Tax Levy Collected 97.73
Tax Levy Cancelled, Abated or Adjusted .62

EXPENDITURES		REVENUES-REALIZED		1984 PROPERTY TAX	
GENERAL GOVERNMENT				STATE EQUALIZED TAX RATE \rightarrow	
Governing Body & Public Boards	11,150.00	1984 Property Taxes Collected		Local District School Taxes 1.03	5,945,040.80
Municipal Clerk		1984 Payments in Lieu of Taxes		Regional & Consolidated School Tax	
Financial Administration	19,900.00	Delinquent Tax & Lien Collections		School Taxes in Municipal Budget	
Assessment of Taxes	27,198.63	Business Personalty Replacement Taxes		County Taxes .38	2,180,530.88
Collection of Taxes	69,497.00	Taxes from Public Utilities		County Library Taxes	
Planning, Housing & Development	7,705.00	Other Miscellaneous Tax Revenues		Local Municipal Purpose Taxes .49	2,836,772.24
Human Resources	6,000.00	State Aid Revenues		Veteran & Senior Citizen Taxes	278,050.00
Elections	3,305.00	Federal Aid Revenues		Total Taxes for Rate Computation 1.90	11,240,393.92
General Administration (other)	410,490.00	State and Local Fiscal Assistance Act Utilized		Special District Taxes	
JUDICIARY		Sale of Acquired Property		Bank Corp. Taxes	49,360.54
Municipal Courts	50,220.24	Other Miscellaneous Revenues		Added and Omitted Taxes	79,295.38
PUBLIC SAFETY		Total		Total Taxes Levied - ABSTRACT	11,090,999.84
Fire Protection	83,815.00	Prior Years Surplus Appropriated		Total Taxes Billed	11,042,666.37
Police Protection	1,091,465.02	REVENUES		1984 TAXES COLLECTED	10,792,056.07
Civil Defense & Disaster Control		Reserve For Uncollected Taxes		1984 Taxes Cancelled, Abated or Adjusted	68,248.49
Environmental Inspection & Control	65,986.55	CAPITAL OUTLAY		Transfer to Tax Title Liens or Foreclosed	3,966.72
Other Public Safety		TOTAL		Balance Outstanding Dec. 31, 1984	178,395.14
PUBLIC WORKS				PRIOR YEARS TAXES OUTSTANDING	
Streets and Drainage	304,880.94	Public Enterprises		Balance January 1, 1984	286,698.56
Sewers and Sewage Processing	1,684,501.46	Recreation—Culture		Collected in 1984	254,859.95
Garbage and Trash Disposal	574,018.66	Public Works		Cancelled, Abated or Adjusted 1984	
Public Buildings and Grounds	21,770.82	Buildings and Grounds		Transfers to Tax Title Liens or Foreclosed	
Other Public Works	60,000.00	Library and Education		Balance December 31, 1984	31,838.61
HEALTH and WELFARE		Conservation		TAX TITLE LIENS OUTSTANDING	
Health Services Except Environmental	90,195.89	All Other		Balance January 1, 1984	37,659.00
Welfare-Public Assistance	7,343.17	CAPITAL DEBT AUTHORIZED, DECEMBER 31, 1984		Transfer From Taxes	3,966.72
Hospitals, Clinics, First Aid		ISSUED AND UNISSUED		Redeemed in 1984	14,856.12
Animal, Insect, & Rodent Control		GROSS DEBT		Cancelled, Abated or Adjusted (1984)	
Other Welfare Services		NET DEBT		Transfers to Foreclosed Property	
RECREATION and CONSERVATION				Balance December 31, 1984	26,769.60
Beaches and Boardwalks		SCHOOL		PROPERTY ACQUIRED BY DEED OR	
Parks, Playgrounds, Shade Trees	2,000.00	Self-Liquidating		FORECLOSURE	
Land Reclamation & Conservation		Other		Balance January 1, 1984	268,200.00
Other Recreational Services	134,785.86	Total		Transfers From Taxes or Liens	
EDUCATION (excluding schools)		ISSUED AND OUTSTANDING		Sale for Cash (1984)	
Libraries	123,000.00	SCHOOL		Cancelled, Abated or Adjusted (1984)	
Other Educational Services		Self-Liquidating		Balance December 31, 1984	268,200.00
STATUTORY EXPENDITURES		Other		CURRENT FINANCES DECEMBER 31, 1984	
Pensions & F. I. C. A.	269,683.18	Total		ASSETS	
Employee Fringe Benefits	118,501.74	EQUALIZED VALUATION BASIS		Cash Dec. 31, 1984	858,762.56
Other Statutory Expenditures		FOR NET DEBT COMPUTATION		Taxes Receivable	210,233.75
CETA And Other Public Employment Programs		REAL PROPERTY VALUATIONS		Tax Title Liens	26,769.60
MUNICIPAL FUNCTIONS	5,242,419.15	Code Class # of Parcels % VAL'N		Foreclosed Property	268,200.00
CAPITAL IMPROVEMENTS *MFMU*	40,000.00	1 Vacant Land 129 1.58		Emergencies & Other Deferred Charges	67,092.66
DEBT SERVICE		2 Residential 4451 68.79		State and Federal Aid Receivable	10,526.04
Principal Payments	230,000.00	3 Farm 9 .17		Other Receivables	11,647.37
Interest Payments	161,094.05	4a Commercial 196 13.47		Total	1,453,231.98
DEFERRED CHARGES	157,649.00	4b Industrial 67 12.68		LIABILITIES, RESERVES, AND SURPLUS	
SCHOOL, COUNTY, SPECIAL DISTRICT TAXES	3,125,571.68	4c Apartments 16 3.31		Cash Liabilities	396,968.37
RESERVE FOR UNCOLLECTED TAXES	324,803.17	Total 4868		Reserves for Receivables	516,850.72
EXPENDITURES	14,341,537.05	Land Area 2.50 Sq. Miles		Surplus Dec. 31, 1984	539,412.89
		Net Valuation Taxable-Municipal		Total	1,453,231.98
		Net Valuation Taxable-County			
		State Equalized Valuation			
		State Equalization Ratio			

1703
Population 1980 1,290
Population 1984 1,293
S & P Rating
Moody Rating

General Tax Rate Per \$100. 2.23
State Equalized Tax Rate 1.85

EL SINBORO TOWNSHIP - SALEM COUNTY
Form of Government:
Township Committee
Number of Members on Governing Body - 3

PER CAPITA:
Gross Debt 32.48
Net Debt
Debt Service
Total Tax Levy 403.32
Municipal Expenditures 161.25
PER CENT:
Gross Debt .18
Net Debt
Tax Levy Collected 95.61
Tax Levy Cancelled, Abated or Adjusted

EXPENDITURES		REVENUES-REALIZED		1984 PROPERTY TAX	
GENERAL GOVERNMENT				STATE EQUALIZED TAX RATE 1.16	
Governing Body & Public Boards		1984 Property Taxes Collected	499,545.74	Local District School Taxes	326,611.00
Municipal Clerk		1984 Payments in Lieu of Taxes		Regional & Consolidated School Tax	
Financial Administration	11,400.00	Delinquent Tax & Lien Collections	14,535.36	School Taxes in Municipal Budget	
Assessment of Taxes	4,675.00	Business Personalty Replacement Taxes	8,728.88	County Taxes	192,127.14
Collection of Taxes	5,800.00	Taxes from Public Utilities	79,107.00	County Library Taxes	
Planning, Housing & Development	4,450.00	Other Miscellaneous Tax Revenues		Local Municipal Purpose Taxes	
Human Resources		State Aid Revenues	8,157.11	Veteran & Senior Citizen Taxes	25,250.00
Elections		Federal Aid Revenues		Total Taxes for Rate Computation	543,988.14
General Administration (other)	30,300.00	State and Local Fiscal Assistance Act Utilized	4,925.00	Special District Taxes	
JUDICIARY		Sale of Acquired Property		Bank Corp. Taxes	
Municipal Courts		Other Miscellaneous Revenues	38,636.62	Added and Omitted Taxes	2,758.52
PUBLIC SAFETY		Total	653,635.71	Total Taxes Levied - ABSTRACT	521,496.66
Fire Protection	14,610.00	Prior Years Surplus Appropriated	89,104.60	Total Taxes Billed	522,484.03
Police Protection	31,425.00	REVENUES TOTAL	742,740.31	1984 TAXES COLLECTED	499,545.74
Civil Defense & Disaster Control	1,300.00	Reserve For Uncollected Taxes	35,783.71	1984 Taxes Cancelled, Abated or Adjusted	
Environmental Inspection & Control	3,100.00			Transfer to Tax Title Liens or Foreclosed	
Other Public Safety				Balance Outstanding Dec. 31, 1984	22,938.29
PUBLIC WORKS		CAPITAL OUTLAY TOTAL		PRIOR YEARS TAXES OUTSTANDING	
Streets and Drainage	29,200.00	Public Enterprises		Balance January 1, 1984	14,649.87
Sewers and Sewage Processing		Recreation—Culture		Collected in 1984	14,535.36
Garbage and Trash Disposal	25,575.00	Public Works		Cancelled, Abated or Adjusted 1984	
Public Buildings and Grounds		Buildings and Grounds		Transfers to Tax Title Liens or Foreclosed	
Other Public Works		Library and Education		Balance December 31, 1984	114.51
HEALTH and WELFARE		Conservation		TAX TITLE LIENS OUTSTANDING	
Health Services Except Environmental	450.00	All Other		Balance January 1, 1984	2,638.15
Welfare-Public Assistance	2,200.00			Transfer From Taxes	
Hospitals, Clinics, First Aid	300.00			Redeemed in 1984	
Animal, Insect, & Rodent Control	2,600.00			Cancelled, Abated or Adjusted (1984)	
Other Welfare Services				Transfers to Foreclosed Property	
RECREATION and CONSERVATION				Balance December 31, 1984	2,638.15
Beaches and Boardwalks				PROPERTY ACQUIRED BY DEED OR	
Parks, Playgrounds, Shade Trees				FORECLOSURE	
Land Reclamation & Conservation				Balance January 1, 1984	300.00
Other Recreational Services				Transfers From Taxes or Liens	
EDUCATION (excluding schools)				Sale for Cash (1984)	
Libraries				Cancelled, Abated or Adjusted (1984)	
Other Educational Services				Balance December 31, 1984	300.00
STATUTORY EXPENDITURES				CURRENT FINANCES DECEMBER 31, 1984	
Pensions & F. I. C. A.	5,000.00			ASSETS	
Employee Fringe Benefits				Cash Dec. 31, 1984	301,633.65
Other Statutory Expenditures	300.00			Taxes Receivable	23,052.80
CETA And Other Public Employment Programs				Tax Title Liens	2,638.15
MUNICIPAL FUNCTIONS TOTAL	172,685.00			Foreclosed Property	300.00
CAPITAL IMPROVEMENTS *M.C.M.C.*				Emergencies & Other Deferred Charges	
DEBT SERVICE				State and Federal Aid Receivable	
Principal Payments				Other Receivables	542.12
Interest Payments				Total	328,166.72
DEFERRED CHARGES	25.88			LIABILITIES, RESERVES, AND SURPLUS	
SCHOOL, COUNTY, SPECIAL DISTRICT TAXES	518,738.14			Cash Liabilities	150,269.79
RESERVE FOR UNCOLLECTED TAXES	35,783.71			Reserves for Receivables	26,533.07
EXPENDITURES TOTAL	727,232.73			Surplus Dec. 31, 1984	151,363.86
				Total	328,166.72

0214

Population 1980 7,793
 Population 1984 7,621
 S & P Rating
 Moody Rating A1

General Tax Rate Per \$100.

3.76

State Equalized Tax Rate

2.36

EMERSON BOROUGH – BERGEN COUNTY**Form of Government:****Borough Council****Number of Members on Governing Body – 6****PER CAPITA:**

Gross Debt 375.40
 Net Debt 288.49
 Debt Service 24.41
 Total Tax Levy 853.60
 Municipal Expenditures 319.47

PER CENT:

Gross Debt 1.12
 Net Debt .86
 Tax Levy Collected 97.68
 Tax Levy Cancelled, Abated or Adjusted .16

EXPENDITURES		REVENUES-REALIZED		1984 PROPERTY TAX	
GENERAL GOVERNMENT				STATE EQUALIZED TAX RATE	
Governing Body & Public Boards		1984 Property Taxes Collected	6,354,832.89	Local District School Taxes 1.64	4,494,315.27
Municipal Clerk		1984 Payments in Lieu of Taxes		Regional & Consolidated School Tax	
Financial Administration	22,693.94	Delinquent Tax & Lien Collections	143,528.07	School Taxes in Municipal Budget	
Assessment of Taxes	9,010.00	Business Personalty Replacement Taxes	71,940.76	County Taxes .35	973,906.07
Collection of Taxes	17,650.00	Taxes from Public Utilities	466,335.00	County Library Taxes	
Planning, Housing & Development	14,081.82	Other Miscellaneous Tax Revenues		Local Municipal Purpose Taxes .37	1,016,365.13
Human Resources		State Aid Revenues	77,680.89	Veteran & Senior Citizen Taxes	72,450.00
Elections	1,950.00	Federal Aid Revenues		Total Taxes for Rate Computation 2.36	6,557,036.47
General Administration (other)	247,020.00	State and Local Fiscal Assistance Act Utilized	48,503.00	Special District Taxes	
JUDICIARY		Sale of Acquired Property		Bank Corp. Taxes	7,739.57
Municipal Courts	20,950.00	Other Miscellaneous Revenues	478,210.88	Added and Omitted Taxes	12,934.59
PUBLIC SAFETY		Total	7,641,036.49	Total Taxes Levied - ABSTRACT	6,505,260.63
Fire Protection	105,928.00	Prior Years Surplus Appropriated	315,000.00	Total Taxes Billed	6,506,016.47
Police Protection	613,861.37	REVENUES	7,956,036.49	1984 TAXES COLLECTED	6,354,832.89
Civil Defense & Disaster Control	6,200.00	Reserve For Uncollected Taxes	218,462.94	1984 Taxes Cancelled, Abated or Adjusted	10,524.24
Environmental Inspection & Control	33,350.00	CAPITAL OUTLAY	629,011.68	Transfer to Tax Title Liens or Foreclosed	80.00
Other Public Safety		TOTAL		Balance Outstanding Dec. 31, 1984	140,579.34
PUBLIC WORKS				PRIOR YEARS TAXES OUTSTANDING	
Streets and Drainage	184,485.00	Public Enterprises		Balance January 1, 1984	144,716.06
Sewers and Sewage Processing	26,300.00	Recreation—Culture	20,300.59	Collected in 1984	143,231.24
Garbage and Trash Disposal	150,250.00	Public Works	432,602.59	Cancelled, Abated or Adjusted 1984	
Public Buildings and Grounds	111,730.00	Buildings and Grounds	176,108.50	Transfers to Tax Title Liens or Foreclosed	
Other Public Works	47,250.00	Library and Education		Balance December 31, 1984	1,484.82
HEALTH and WELFARE		Conservation		TAX TITLE LIENS OUTSTANDING	
Health Services Except Environmental	32,675.49	All Other		Balance January 1, 1984	1,857.65
Welfare-Public Assistance	3,966.64	CAPITAL DEBT AUTHORIZED, DECEMBER 31, 1984		Transfer From Taxes	80.00
Hospitals, Clinics, First Aid		ISSUED AND UNISSUED		Redeemed in 1984	296.83
Animal, Insect, & Rodent Control	2,000.00	School	270,000	Cancelled, Abated or Adjusted (1984)	
Other Welfare Services		Self-liquidating	1,324	Transfers to Foreclosed Property	
RECREATION and CONSERVATION		Other	2,589,568	Balance December 31, 1984	1,640.82
Beaches and Boardwalks		Total	2,860,893	PROPERTY ACQUIRED BY DEED OR FORECLOSURE	
Parks, Playgrounds, Shade Trees		ISSUED AND OUTSTANDING		Balance January 1, 1984	19,500.00
Land Reclamation & Conservation	3,570.90	School	270,000.00	Transfers From Taxes or Liens	
Other Recreational Services	30,080.00	Self-liquidating		Sale for Cash (1984)	
EDUCATION (excluding schools)		Other	2,089,500.00	Cancelled, Abated or Adjusted (1984)	
Libraries	63,492.00	Total	2,359,500.00	Balance December 31, 1984	19,500.00
Other Educational Services		EQUALIZED VALUATION BASIS		CURRENT FINANCES DECEMBER 31, 1984	
STATUTORY EXPENDITURES		FOR NET DEBT COMPUTATION	256,128,868	ASSETS	
Pensions & F. I. C. A.	132,151.27	REAL PROPERTY VALUATIONS		Cash Dec. 31, 1984	2,478,493.60
Employee Fringe Benefits	79,150.00	Code Class # of Parcels % VAL'N		Taxes Receivable	142,064.16
Other Statutory Expenditures		1 Vacant Land 118 1.16	1,385,900.00	Tax Title Liens	1,640.82
CETA And Other Public Employment Programs		2 Residential 2123 31.43	139,910,600.00	Foreclosed Property	19,500.00
MUNICIPAL FUNCTIONS		3 Farm 2 .04	68,900.00	Emergencies & Other Deferred Charges	30,144.54
CAPITAL IMPROVEMENTS		4a Commercial 93 16.76	28,788,300.00	State and Federal Aid Receivable	2,961.50
DEBT SERVICE		4b Industrial 10 .62	1,056,700.00	Other Receivables	288,444.48
Principal Payments	79,750.00	4c Apartments		Total	2,963,249.10
Interest Payments	106,259.05	Total 2346	171,810,400.00	LIABILITIES, RESERVES, AND SURPLUS	
DEFERRED CHARGES		Land Area 2.20 Sq. Miles		Cash Liabilities	2,396,198.95
SCHOOL, COUNTY, SPECIAL DISTRICT TAXES		Net Valuation Taxable-Municipal	172,688,348	Reserves for Receivables	451,649.46
RESERVE FOR UNCOLLECTED TAXES		Net Valuation Taxable-County	257,387,270	Surplus Dec. 31, 1984	115,400.59
EXPENDITURES		State Equalized Valuation	274,069,870	Total	2,963,249.10
TOTAL	7,902,871.45	State Equalization Ratio	62.89		

0215

Population 1980 23,701
 Population 1984 23,675
 S & P Rating AAA
 Moody Rating AAA

General Tax Rate Per \$100.

5.15

State Equalized Tax Rate

3.28

ENGLEWOOD CITY – BERGEN COUNTY**Form of Government:****Special Charter – (CH 124 – 1978)****Number of Members on Governing Body – 5****PER CAPITA:**

Gross Debt 752.16
 Net Debt 559.97
 Debt Service 135.66
 Total Tax Levy 1,216.80
 Municipal Expenditures 845.73

PER CENT:

Gross Debt 2.28
 Net Debt 1.70
 Tax Levy Collected 95.27
 Tax Levy Cancelled, Abated or Adjusted .46

EXPENDITURES		REVENUES-REALIZED		1984 PROPERTY TAX	
GENERAL GOVERNMENT				STATE EQUALIZED TAX RATE →	
Governing Body & Public Boards	12,675.00	1984 Property Taxes Collected	27,366,602.51	Local District School Taxes 1.35	11,723,271.00
Municipal Clerk	93,900.00	1984 Payments in Lieu of Taxes	115,035.31	Regional & Consolidated School Tax	
Financial Administration	210,170.00	Delinquent Tax & Lien Collections	1,107,650.44	School Taxes in Municipal Budget .10	827,485.00
Assessment of Taxes	65,196.00	Business Personalty Replacement Taxes	648,290.56	County Taxes .35	3,054,554.01
Collection of Taxes	64,617.00	Taxes from Public Utilities	2,000,162.00	County Library Taxes	
Planning, Housing & Development	51,544.00	Other Miscellaneous Tax Revenues		Local Municipal Purpose Taxes 1.48	12,803,531.98
Human Resources	16,300.00	State Aid Revenues	384,582.91	Veteran & Senior Citizen Taxes	169,400.00
Elections		Federal Aid Revenues		Total Taxes for Rate Computation 3.28	28,588,241.99
General Administration (other)	1,856,747.00	State and Local Fiscal Assistance Act Utilized	495,109.00	Special District Taxes	
JUDICIARY		Sale of Acquired Property	10,800.00	Bank Corp. Taxes	99,301.47
Municipal Courts	153,205.00	Other Miscellaneous Revenues	1,550,242.65	Added and Omitted Taxes	289,596.59
PUBLIC SAFETY		Total	32,678,476.38	Total Taxes Levied - ABSTRACT	28,807,840.05
Fire Protection	1,525,991.00	Prior Years Surplus Appropriated	900,000.00	Total Taxes Billed	28,724,657.19
Police Protection	3,176,277.47	REVENUES TOTAL	34,578,476.38	1984 TAXES COLLECTED	27,366,602.51
Civil Defense & Disaster Control	4,595.00	Reserve For Uncollected Taxes	1,775,434.82	1984 Taxes Cancelled, Abated or Adjusted	131,647.41
Environmental Inspection & Control	182,931.00	CAPITAL OUTLAY TOTAL	1,107,149.65	Transfer to Tax Title Liens or Foreclosed	103,574.40
Other Public Safety				Balance Outstanding Dec. 31, 1984	1,122,832.87
PUBLIC WORKS				PRIOR YEARS TAXES OUTSTANDING	
Streets and Drainage	1,130,745.00	Public Enterprises		Balance January 1, 1984	893,050.54
Sewers and Sewage Processing	794,726.00	Recreation—Culture	1,981.50	Collected in 1984	878,109.24
Garbage and Trash Disposal	1,054,773.87	Public Works	1,009,207.95	Cancelled, Abated or Adjusted 1984	
Public Buildings and Grounds	642,744.00	Buildings and Grounds	93,503.99	Transfers to Tax Title Liens or Foreclosed	14,941.30
Other Public Works	151,100.00	Library and Education	2,456.21	Balance December 31, 1984	
HEALTH and WELFARE		Conservation		TAX TITLE LIENS OUTSTANDING	
Health Services Except Environmental	358,293.00	All Other		Balance January 1, 1984	408,526.18
Welfare-Public Assistance	173,612.00	CAPITAL DEBT AUTHORIZED, DECEMBER 31, 1984		Transfer From Taxes	120,999.96
Hospitals, Clinics, First Aid		ISSUED AND UNISSUED		Redeemed in 1984	229,541.20
Animal, Insect, & Rodent Control	59,475.00	School	4,550,000	Cancelled, Abated or Adjusted (1984)	
Other Welfare Services	48,000.00	Self-liquidating		Transfers to Foreclosed Property	
RECREATION and CONSERVATION		Other	13,257,370	Balance December 31, 1984	299,984.94
Beaches and Boardwalks		Total	17,807,370	PROPERTY ACQUIRED BY DEED OR FORECLOSURE	
Parks, Playgrounds, Shade Trees	190,324.00	ISSUED AND OUTSTANDING		Balance January 1, 1984	313,179.00
Land Reclamation & Conservation	6,730.00	School		Transfers From Taxes or Liens	
Other Recreational Services	236,980.00	Self-Liquidating		Sale for Cash (1984)	10,800.00
EDUCATION (excluding schools)		Other		Cancelled, Abated or Adjusted (1984)	194,000.00
Libraries	537,000.00	Total		Balance December 31, 1984	108,379.00
Other Educational Services		EQUALIZED VALUATION BASIS		CURRENT FINANCES DECEMBER 31, 1984	
STATUTORY EXPENDITURES		FOR NET DEBT COMPUTATION		ASSETS	
Pensions & F. I. C. A.	1,606,665.00	REAL PROPERTY VALUATIONS		Cash Dec. 31, 1984	6,686,734.39
Employee Fringe Benefits	530,000.00	Code Class # of Parcels % VAL'N		Taxes Receivable	1,122,832.87
Other Statutory Expenditures	50,000.00	1 Vacant Land 197 1.11		Tax Title Liens	299,984.94
CETA And Other Public Employment Programs		2 Residential 5308 69.14		Foreclosed Property	108,379.00
MUNICIPAL FUNCTIONS TOTAL	14,985,316.34	3 Farm		Emergencies & Other Deferred Charges	
CAPITAL IMPROVEMENTS *MEMO*	85,000.00	4a Commercial 424 13.19		State and Federal Aid Receivable	
DEBT SERVICE		4b Industrial 145 11.85		Other Receivables	18,088.92
Principal Payments	2,016,335.81	4c Apartments 66 4.71		Total	8,236,020.12
Interest Payments	1,195,309.85	Total 6140		LIABILITIES, RESERVES, AND SURPLUS	
TYPE I SCHL DEBT *MEMO	794,241.53	Land Area 4.90 Sq. Miles		Cash Liabilities	3,951,656.85
DEFERRED CHARGES	50,245.92	Net Valuation Taxable-Municipal	552,137,099	Reserves for Receivables	1,549,285.73
SCHOOL, COUNTY, SPECIAL DISTRICT TAXES	15,615,410.01	Net Valuation Taxable-County	818,967,722	Surplus Dec. 31, 1984	2,735,077.54
RESERVE FOR UNCOLLECTED TAXES	1,775,434.82	State Equalized Valuation	859,290,485	Total	8,236,020.12
EXPENDITURES TOTAL	35,638,052.75	State Equalization Ratio	63.68		

1984/3000

* ABOVE DEBT SERVICE INCLUDES TYPE I SCHOOL DEBT

0216
Population 1980 5,698
Population 1984 5,747
S & P Rating
Moody Rating AA1

General Tax Rate Per \$100. 2.45
State Equalized Tax Rate 1.23

ENGLEWOOD CLIFFS BORO. - BERGEN CO.
Form of Government:
Borough Council
Number of Members on Governing Body - 6

PER CAPITA:
Gross Debt 665.19
Net Debt 604.29
Debt Service 76.31
Total Tax Levy 1,380.29
Municipal Expenditures 663.91
PER CENT:
Gross Debt .61
Net Debt .55
Tax Levy Collected 96.62
Tax Levy Cancelled, Abated or Adjusted .08

EXPENDITURES		REVENUES-REALIZED		1984 PROPERTY TAX	
GENERAL GOVERNMENT				STATE EQUALIZED TAX RATE	
Governing Body & Public Boards	11,000.00	1984 Property Taxes Collected	7,655,689.03	Local District School Taxes .50	3,174,125.00
Municipal Clerk		1984 Payments in Lieu of Taxes		Regional & Consolidated School Tax	
Financial Administration	14,500.00	Delinquent Tax & Lien Collections	137,450.78	School Taxes in Municipal Budget	
Assessment of Taxes	24,010.00	Business Personalty Replacement Taxes	296,197.32	County Taxes .40	2,544,559.72
Collection of Taxes	43,700.00	Taxes from Public Utilities	572,688.00	County Library Taxes	
Planning, Housing & Development	20,800.00	Other Miscellaneous Tax Revenues		Local Municipal Purpose Taxes .33	2,132,883.65
Human Resources		State Aid Revenues	40,044.01	Veteran & Senior Citizen Taxes	32,550.00
Elections		Federal Aid Revenues		Total Taxes for Rate Computation 1.23	7,884,118.37
General Administration (other)	260,721.00	State and Local Fiscal Assistance Act Utilized	39,266.00	Special District Taxes	
JUDICIARY		Sale of Acquired Property		Bank Corp. Taxes	37,292.64
Municipal Courts	30,430.00	Other Miscellaneous Revenues	567,369.33	Added and Omitted Taxes	43,640.24
PUBLIC SAFETY		Total	9,308,704.47	Total Taxes Levied - ABSTRACT	7,932,501.25
Fire Protection	84,945.00	Prior Years Surplus Appropriated	250,000.00	Total Taxes Billed	7,923,801.62
Police Protection	1,056,401.00	REVENUES TOTAL	9,558,704.47	1984 TAXES COLLECTED	7,655,689.03
Civil Defense & Disaster Control	600.00	Reserve For Uncollected Taxes	262,921.00	1984 Taxes Cancelled, Abated or Adjusted	6,036.80
Environmental Inspection & Control	20,131.00	CAPITAL OUTLAY TOTAL	190,158.73	Transfer to Tax Title Liens or Foreclosed	
Other Public Safety				Balance Outstanding Dec. 31, 1984	262,075.79
PUBLIC WORKS				PRIOR YEARS TAXES OUTSTANDING	
Streets and Drainage	445,365.00	Public Enterprises		Balance January 1, 1984	137,450.78
Sewers and Sewage Processing	331,016.34	Recreation—Culture		Collected in 1984	137,450.78
Garbage and Trash Disposal	102,894.00	Public Works	189,235.50	Cancelled, Abated or Adjusted 1984	
Public Buildings and Grounds	58,275.00	Buildings and Grounds	922.23	Transfers to Tax Title Liens or Foreclosed	
Other Public Works	94,000.00	Library and Education		Balance December 31, 1984	
HEALTH and WELFARE		Conservation		TAX TITLE LIENS OUTSTANDING	
Health Services Except Environmental	29,124.00	All Other		Balance January 1, 1984	
Welfare-Public Assistance	9,150.00	CAPITAL DEBT AUTHORIZED, DECEMBER 31, 1984		Transfer From Taxes	
Hospitals, Clinics, First Aid		ISSUED AND UNISSUED		Redeemed in 1984	
Animal, Insect, & Rodent Control		School	350,000	Cancelled, Abated or Adjusted (1984)	
Other Welfare Services		Self-Liquidating		Transfers to Foreclosed Property	
RECREATION and CONSERVATION		Other	3,472,875	Balance December 31, 1984	
Beaches and Boardwalks		Total	3,822,875	PROPERTY ACQUIRED BY DEED OR	
Parks, Playgrounds, Shade Trees	75,275.00			FORECLOSURE	
Land Reclamation & Conservation		ISSUED AND OUTSTANDING		Balance January 1, 1984	39,528.00
Other Recreational Services	6,600.00	School	350,000.00	Transfers From Taxes or Liens	
EDUCATION (excluding schools)		Self-Liquidating		Sale for Cash (1984)	
Libraries		Other	2,591,350.00	Cancelled, Abated or Adjusted (1984)	
Other Educational Services	63,100.00	Total	2,941,350.00	Balance December 31, 1984	39,528.00
STATUTORY EXPENDITURES		EQUALIZED VALUATION BASIS		CURRENT FINANCES DECEMBER 31, 1984	
Pensions & F. I. C. A.	185,481.00	FOR NET DEBT COMPUTATION	626,723,369	ASSETS	
Employee Fringe Benefits	85,807.00	REAL PROPERTY VALUATIONS		Cash Dec. 31, 1984	1,226,985.50
Other Statutory Expenditures	9,000.00	Code Class # of Parcels % VAL'N		Taxes Receivable	262,075.79
CETA And Other Public Employment Programs		1 Vacant Land 183 2.59	8,285,300.00	Tax Title Liens	
MUNICIPAL FUNCTIONS TOTAL	3,062,325.34	2 Residential 1750 50.42	161,505,000.00	Foreclosed Property	39,528.00
CAPITAL IMPROVEMENTS *MEMO*		3 Farm		Emergencies & Other Deferred Charges	
DEBT SERVICE		4a Commercial 104 46.77	149,807,900.00	State and Federal Aid Receivable	7,058.87
Principal Payments	210,000.00	4b Industrial 1 .03	90,000.00	Other Receivables	
Interest Payments	228,534.16	4c Apartments 2 .20	653,000.00	Total	1,535,648.11
		Total 2040	320,343,200.00	LIABILITIES, RESERVES, AND SURPLUS	
DEFERRED CHARGES	44,687.09	Land Area 1.30 Sq. Miles		Cash Liabilities	284,752.79
SCHOOL, COUNTY, SPECIAL DISTRICT TAXES	5,718,684.72	Net Valuation Taxable-Municipal	321,639,240	Reserves for Receivables	301,603.79
RESERVE FOR UNCOLLECTED TAXES	262,921.00	Net Valuation Taxable-County	674,394,634	Surplus Dec. 31, 1984	949,292.03
EXPENDITURES TOTAL	9,534,152.31	State Equalized Valuation	639,936,796	Total	1,535,648.11
		State Equalization Ratio	50.16		

1312
Population 1980 976
Population 1984 985
S & P Rating
Moody Rating

General Tax Rate Per \$100. 2.47
State Equalized Tax Rate 2.68

ENGLISHTOWN BORO. — MONMOUTH CO.
Form of Government:
Borough Council
Number of Members on Governing Body — 6

PER CAPITA:
Gross Debt 966.79
Net Debt 184.82
Debt Service
Total Tax Levy 616.20
Municipal Expenditures 336.43

PER CENT:
Gross Debt 4.81
Net Debt .92
Tax Levy Collected 94.27
Tax Levy Cancelled, Abated or Adjusted .41

EXPENDITURES		REVENUES-REALIZED		1984 PROPERTY TAX	
GENERAL GOVERNMENT				STATE EQUALIZED TAX RATE →	
Governing Body & Public Boards	3,050.00	1984 Property Taxes Collected	568,621.94	Local District School Taxes	
Municipal Clerk	7,950.00	1984 Payments in Lieu of Taxes		Regional & Consolidated School Tax 1.68	378,698.92
Financial Administration	9,950.00	Delinquent Tax & Lien Collections	31,686.02	School Taxes in Municipal Budget	
Assessment of Taxes	4,030.00	Business Personalty Replacement Taxes	20,624.48	County Taxes	* 127,895.02
Collection of Taxes	4,100.00	Taxes from Public Utilities	51,950.00	County Library Taxes	.02 4,731.23
Planning, Housing & Development	8,000.00	Other Miscellaneous Tax Revenues		Local Municipal Purpose Taxes	.41 91,867.00
Human Resources		State Aid Revenues	11,930.31	Veteran & Senior Citizen Taxes	10,550.00
Elections	750.00	Federal Aid Revenues		Total Taxes for Rate Computation 2.68	613,742.17
General Administration (other)	64,489.32	State and Local Fiscal Assistance Act Utilized	8,174.00	Special District Taxes	
JUDICIARY		Sale of Acquired Property		Bank Corp. Taxes	3,765.57
Municipal Courts	14,180.00	Other Miscellaneous Revenues	72,711.22	Added and Omitted Taxes	
PUBLIC SAFETY		Total	765,597.97	Total Taxes Levied - ABSTRACT	606,957.74
Fire Protection	11,000.00	Prior Years Surplus Appropriated	85,000.00	Total Taxes Billed	603,155.58
Police Protection	46,750.00	REVENUES TOTAL	850,597.97	1984 TAXES COLLECTED	568,621.94
Civil Defense & Disaster Control		Reserve For Uncollected Taxes	54,169.51	1984 Taxes Cancelled, Abated or Adjusted	2,471.53
Environmental Inspection & Control	6,600.00	CAPITAL OUTLAY TOTAL	19,288.14	Transfer to Tax Title Liens or Foreclosed	4,463.10
Other Public Safety		Public Enterprises	5,612.06	Balance Outstanding Dec. 31, 1984	27,599.01
PUBLIC WORKS		Recreation—Culture	12,500.97	PRIOR YEARS TAXES OUTSTANDING	
Streets and Drainage	20,050.00	Public Works	1,175.11	Balance January 1, 1984	31,520.51
Sewers and Sewage Processing		Buildings and Grounds		Collected in 1984	30,832.63
Garbage and Trash Disposal	29,600.00	Library and Education		Cancelled, Abated or Adjusted 1984	11.86
Public Buildings and Grounds	11,734.01	Conservation		Transfers to Tax Title Liens or Foreclosed	676.02
Other Public Works		All Other		Balance December 31, 1984	
HEALTH and WELFARE		CAPITAL DEBT AUTHORIZED, DECEMBER 31, 1984		TAX TITLE LIENS OUTSTANDING	
Health Services Except Environmental		ISSUED AND UNISSUED		Balance January 1, 1984	10,356.09
Welfare-Public Assistance	4,300.00	School	190,644	Transfer From Taxes	5,233.09
Hospitals, Clinics, First Aid	500.00	Self-Liquidating	711,271	Redeemed in 1984	853.39
Animal, Insect, & Rodent Control	1,000.00	Other	50,370	Cancelled, Abated or Adjusted (1984)	
Other Welfare Services		Total	952,286	Transfers to Foreclosed Property	
RECREATION and CONSERVATION		ISSUED AND OUTSTANDING		Balance December 31, 1984	14,735.79
Beaches and Boardwalks		School	190,644.82	PROPERTY ACQUIRED BY DEED OR	
Parks, Playgrounds, Shade Trees		Self-Liquidating	650,941.07	FORECLOSURE	
Land Reclamation & Conservation		Other		Balance January 1, 1984	100.00
Other Recreational Services	1,250.00	Total	841,585.89	Transfers From Taxes or Liens	
EDUCATION (excluding schools)		EQUALIZED VALUATION BASIS		Sale for Cash (1984)	
Libraries		FOR NET DEBT COMPUTATION	19,817.24	Cancelled, Abated or Adjusted (1984)	
Other Educational Services		REAL PROPERTY VALUATIONS		Balance December 31, 1984	100.00
STATUTORY EXPENDITURES		Code Class # of Parcels % VAL'N		CURRENT FINANCES DECEMBER 31, 1984	
Pensions & F. I. C. A.	11,500.00	1 Vacant Land 41 4.72	1,051,190.00	ASSETS	
Employee Fringe Benefits	3,750.00	2 Residential 240 60.13	13,390,430.00	Cash Dec. 31, 1984	239,032.69
Other Statutory Expenditures	2,500.00	3 Farm 11 1.44	319,420.00	Taxes Receivable	27,599.01
CETA And Other Public Employment Programs		4a Commercial 31 20.95	4,665,900.00	Tax Title Liens	14,735.79
MUNICIPAL FUNCTIONS TOTAL	267,033.33	4b Industrial 5 11.09	2,470,900.00	Foreclosed Property	100.00
CAPITAL IMPROVEMENTS *M.E.M.(1)*	2,500.00	4c Apartments 2 1.67	372,950.00	Emergencies & Other Deferred Charges	6,447.79
DEBT SERVICE		Total 330	22,270,790.00	State and Federal Aid Receivable	
Principal Payments		Land Area .57 Sq. Miles		Other Receivables	46,858.93
Interest Payments		Net Valuation Taxable-Municipal	24,381,266	Total	334,774.21
DEFERRED CHARGES	10,181.18	Net Valuation Taxable-County	23,173,017	LIABILITIES, RESERVES, AND SURPLUS	
SCHOOL, COUNTY, SPECIAL DISTRICT TAXES	511,325.17	State Equalized Valuation	22,663,129	Cash Liabilities	82,045.12
RESERVE FOR UNCOLLECTED TAXES	54,169.51	State Equalization Ratio	1.08.36	Reserves for Receivables	89,293.73
EXPENDITURES TOTAL	842,709.19			Surplus Dec. 31, 1984	163,435.36
				Total	334,774.21

0706
Population 1980 2,363
Population 1984 2,351
S & P Rating
Moody Rating

General Tax Rate Per \$100.
5.21
State Equalized Tax Rate
2.20

ESSEX FELLS TOWNSHIP – ESSEX COUNTY
Form of Government:
Borough Council
Number of Members on Governing Body – 6

PER CAPITA:
Gross Debt 185.61
Net Debt
Debt Service
Total Tax Levy 1,521.26
Municipal Expenditures 553.73
PER CENT:
Gross Debt .29
Net Debt
Tax Levy Collected 98.74
Tax Levy Cancelled, Abated
or Adjusted

EXPENDITURES		REVENUES-REALIZED		1984 PROPERTY TAX	
GENERAL GOVERNMENT				STATE EQUALIZED TAX RATE	
Governing Body & Public Boards		1984 Property Taxes Collected	3,535,205.83	Local District School Taxes .44	706,305.00
Municipal Clerk		1984 Payments in Lieu of Taxes		Regional & Consolidated School Tax .48	769,199.88
Financial Administration	30,377.88	Delinquent Tax & Lien Collections	38,391.63	School Taxes in Municipal Budget	
Assessment of Taxes	6,220.00	Business Personalty Replacement Taxes	6,004.24	County Taxes	1,698,286.20
Collection of Taxes	6,054.84	Taxes from Public Utilities	216,312.00	County Library Taxes	
Planning, Housing & Development	9,001.22	Other Miscellaneous Tax Revenues		Local Municipal Purpose Taxes .24	390,134.76
Human Resources		State Aid Revenues	17,089.47	Veteran & Senior Citizen Taxes	9,300.00
Elections	652.11	Federal Aid Revenues		Total Taxes for Rate Computation 2.21	3,573,225.84
General Administration (other)	103,153.29	State and Local Fiscal Assistance Act Utilized	13,056.32	Special District Taxes	
JUDICIARY		Sale of Acquired Property		Bank Corp. Taxes	
Municipal Courts	25,680.00	Other Miscellaneous Revenues	296,343.64	Added and Omitted Taxes	12,552.20
PUBLIC SAFETY		Total	4,122,403.15	Total Taxes Levied - ABSTRACT	3,576,478.04
Fire Protection	15,573.75	Prior Years Surplus Appropriated	380,000.00	Total Taxes Billed	3,580,391.46
Police Protection	406,513.32	REVENUES TOTAL	4,502,403.15	1984 TAXES COLLECTED	3,535,205.83
Civil Defense & Disaster Control		Reserve For Uncollected Taxes	372,318.79	1984 Taxes Cancelled, Abated or Adjusted	
Environmental Inspection & Control	2,376.33	CAPITAL OUTLAY TOTAL	13,301.49	Transfer to Tax Title Liens or Foreclosed	
Other Public Safety				Balance Outstanding Dec. 31, 1984	45,185.63
PUBLIC WORKS				PRIOR YEARS TAXES OUTSTANDING	
Streets and Drainage	145,671.37	Public Enterprises	7,306.50	Balance January 1, 1984	38,454.83
Sewers and Sewage Processing	58,445.00	Recreation—Culture		Collected in 1984	38,391.63
Garbage and Trash Disposal		Public Works	5,954.99	Cancelled, Abated or Adjusted 1984	
Public Buildings and Grounds	20,321.75	Buildings and Grounds		Transfers to Tax Title Liens or Foreclosed	
Other Public Works		Library and Education		Balance December 31, 1984	63.20
HEALTH and WELFARE		Conservation		TAX TITLE LIENS OUTSTANDING	
Health Services Except Environmental	3,943.94	All Other		Balance January 1, 1984	
Welfare-Public Assistance	2,500.00	CAPITAL DEBT AUTHORIZED, DECEMBER 31, 1984		Transfer From Taxes	
Hospitals, Clinics, First Aid		ISSUED AND UNISSUED GROSS DEBT NET DEBT		Redeemed in 1984	
Animal, Insect, & Rodent Control		School 436,377		Cancelled, Abated or Adjusted (1984)	
Other Welfare Services		Self-liquidating		Transfers to Foreclosed Property	
RECREATION and CONSERVATION		Other		Balance December 31, 1984	
Beaches and Boardwalks		Total 436,377		PROPERTY ACQUIRED BY DEED OR FORECLOSURE	
Parks, Playgrounds, Shade Trees	20,520.00	ISSUED AND OUTSTANDING		Balance January 1, 1984	1,900.00
Land Reclamation & Conservation		School 436,377.47		Transfers From Taxes or Liens	
Other Recreational Services		Self-Liquidating		Sale for Cash (1984)	
EDUCATION (excluding schools)		Other		Cancelled, Abated or Adjusted (1984)	
Libraries		Total 436,377.47		Balance December 31, 1984	1,900.00
Other Educational Services		EQUALIZED VALUATION BASIS		CURRENT FINANCES DECEMBER 31, 1984	
STATUTORY EXPENDITURES		FOR NET DEBT COMPUTATION		ASSETS	
Pensions & F. I. C. A.	72,498.00	REAL PROPERTY VALUATIONS		Cash Dec. 31, 1984	1,400,837.32
Employee Fringe Benefits		Code Class # of Parcels % VAL'N		Taxes Receivable	45,248.83
Other Statutory Expenditures		1 Vacant Land 30 1.08		Tax Title Liens	
CETA And Other Public Employment Programs		2 Residential 725 96.42		Foreclosed Property	1,900.00
MUNICIPAL FUNCTIONS TOTAL	929,502.87	3 Farm		Emergencies & Other Deferred Charges	3,000.00
CAPITAL IMPROVEMENTS *M.E.M.*	12,500.00	4a Commercial 6 2.50		State and Federal Aid Receivable	
DEBT SERVICE		4b Industrial		Other Receivables	1,061.89
Principal Payments		4c Apartments		Total	1,457,048.04
Interest Payments		Total 764		LIABILITIES, RESERVES, AND SURPLUS	
DEFERRED CHARGES		Land Area 1.30 Sq. Miles		Cash Liabilities	855,154.07
SCHOOL, COUNTY, SPECIAL DISTRICT TAXES	3,173,791.03	Net Valuation Taxable-Municipal	68,480,600	Reserves for Receivables	48,210.72
RESERVE FOR UNCOLLECTED TAXES	372,313.79	Net Valuation Taxable-County	150,965,135	Surplus Dec. 31, 1984	553,683.25
EXPENDITURES TOTAL	4,475,612.76	State Equalized Valuation	161,608,033	Total	1,457,048.04
		State Equalization Ratio	42.29		

0100
 Population 1980 843
 Population 1984 952
 S & P Rating
 Moody Rating

General Tax Rate Per \$100. 4.20
 State Equalized Tax Rate 1.91

ESTELL MANOR CITY – ATLANTIC COUNTY
Form of Government:
Small Municipality Plan D (OMCL 50)
Number of Members on Governing Body – 5

PER CAPITA:
 Gross Debt 200.62
 Net Debt
 Debt Service
 Total Tax Levy 822.40
 Municipal Expenditures 397.93

PER CENT:
 Gross Debt .51
 Net Debt
 Tax Levy Collected 84.89
 Tax Levy Cancelled, Abated or Adjusted .82

EXPENDITURES		REVENUES-REALIZED		1984 PROPERTY TAX	
GENERAL GOVERNMENT				STATE EQUALIZED TAX RATE →	
Governing Body & Public Boards		1984 Property Taxes Collected	665,238.17	Local District School Taxes 1.42	573,444.78
Municipal Clerk		1984 Payments in Lieu of Taxes		Regional & Consolidated School Tax	
Financial Administration	14,600.00	Delinquent Tax & Lien Collections	79,906.96	School Taxes in Municipal Budget	
Assessment of Taxes	18,500.00	Business Personalty Replacement Taxes	7,679.43	County Taxes .46 *	185,802.01
Collection of Taxes	17,600.00	Taxes from Public Utilities	159,243.00	County Library Taxes .03	11,706.93
Planning, Housing & Development	10,235.00	Other Miscellaneous Tax Revenues		Local Municipal Purpose Taxes	
Human Resources		State Aid Revenues	4,567.71	Veteran & Senior Citizen Taxes	13,500.00
Elections		Federal Aid Revenues		Total Taxes for Rate Computation 1.91	784,453.72
General Administration (other)	74,425.00	State and Local Fiscal Assistance Act Utilized	3,452.28	Special District Taxes	
JUDICIARY		Sale of Acquired Property		Bank Corp. Taxes	
Municipal Courts	6,700.00	Other Miscellaneous Revenues	74,536.66	Added and Omitted Taxes	12,056.78
PUBLIC SAFETY		Total	994,624.26	Total Taxes Levied - ABSTRACT	783,010.50
Fire Protection	10,000.00	Prior Years Surplus Appropriated	154,790.52	Total Taxes Billed	783,629.71
Police Protection	6,750.00	REVENUES TOTAL	1,149,414.78	1984 TAXES COLLECTED	665,238.17
Civil Defense & Disaster Control	1,150.00	Reserve For Uncollected Taxes	117,210.00	1984 Taxes Cancelled, Abated or Adjusted	6,418.85
Environmental Inspection & Control	650.00			Transfer to Tax Title Liens or Foreclosed	29,221.52
Other Public Safety				Balance Outstanding Dec. 31, 1984	82,751.17
PUBLIC WORKS		CAPITAL OUTLAY TOTAL		PRIOR YEARS TAXES OUTSTANDING	
Streets and Drainage	52,752.28	Public Enterprises		Balance January 1, 1984	82,782.38
Sewers and Sewage Processing		Recreation—Culture		Collected in 1984	74,966.41
Garbage and Trash Disposal	11,000.00	Public Works		Cancelled, Abated or Adjusted 1984	4.41
Public Buildings and Grounds	10,000.00	Buildings and Grounds		Transfers to Tax Title Liens or Foreclosed	7,811.56
Other Public Works	1,500.00	Library and Education		Balance December 31, 1984	
HEALTH and WELFARE		Conservation		TAX TITLE LIENS OUTSTANDING	
Health Services Except Environmental	300.00	All Other		Balance January 1, 1984	147,611.77
Welfare-Public Assistance	5,900.00			Transfer From Taxes	38,479.50
Hospitals, Clinics, First Aid		CAPITAL DEBT AUTHORIZED, DECEMBER 31, 1984		Redeemed in 1984	4,940.55
Animal, Insect, & Rodent Control	3,260.00	ISSUED AND UNISSUED	GROSS DEBT	Cancelled, Abated or Adjusted (1984)	
Other Welfare Services		School	191,000	Transfers to Foreclosed Property	
RECREATION and CONSERVATION		Self-liquidating		Balance December 31, 1984	181,150.72
Beaches and Boardwalks		Other		PROPERTY ACQUIRED BY DEED OR FORECLOSURE	
Parks, Playgrounds, Shade Trees		Total	191,000	Balance January 1, 1984	274,175.00
Land Reclamation & Conservation				Transfers From Taxes or Liens	
Other Recreational Services	550.00	ISSUED AND OUTSTANDING		Sale for Cash (1984)	
EDUCATION (excluding schools)		School	191,000.00	Cancelled, Abated or Adjusted (1984)	
Libraries		Self-Liquidating		Balance December 31, 1984	274,175.00
Other Educational Services		Other		CURRENT FINANCES DECEMBER 31, 1984	
STATUTORY EXPENDITURES		Total	191,000.00	ASSETS	
Pensions & F. I. C. A.	9,500.00	EQUALIZED VALUATION BASIS		Cash Dec. 31, 1984	612,195.48
Employee Fringe Benefits		FOR NET DEBT COMPUTATION	37,366,063	Taxes Receivable	82,751.17
Other Statutory Expenditures	1,200.00	REAL PROPERTY VALUATIONS		Tax Title Liens	181,150.72
CETA And Other Public Employment Programs		Code Class # of Parcels % VAL'N	ASSESSED VALUATION	Foreclosed Property	274,175.00
MUNICIPAL FUNCTIONS TOTAL	261,622.28	1 Vacant Land 1859 42.12	7,642,205.00	Emergencies & Other Deferred Charges	
CAPITAL IMPROVEMENTS *MEMO*		2 Residential 340 44.37	8,050,449.00	State and Federal Aid Receivable	
DEBT SERVICE		3 Farm 80 8.25	1,496,339.00	Other Receivables	11,015.09
Principal Payments		4a Commercial 15 3.14	569,720.00	Total	1,161,287.46
Interest Payments		4b Industrial 5 1.63	295,240.00	LIABILITIES, RESERVES, AND SURPLUS	
		4c Apartments 1 .50	91,180.00	Cash Liabilities	372,573.97
		Total 2300	18,145,133.00	Reserves for Receivables	549,091.98
DEFERRED CHARGES		Land Area 53.75 Sq. Miles		Surplus Dec. 31, 1984	239,621.51
SCHOOL, COUNTY, SPECIAL DISTRICT TAXES	770,953.72	Net Valuation Taxable-Municipal	18,359,478	Total	1,161,287.46
RESERVE FOR UNCOLLECTED TAXES	117,210.00	Net Valuation Taxable-County	38,962,057		
EXPENDITURES TOTAL	1,149,786.00	State Equalized Valuation	40,199,213		
		State Equalization Ratio	45.38		

0313

Population 1980 21,508
 Population 1984 25,248
 S & P Rating A
 Moody Rating AAA

General Tax Rate Per \$100.

2.63

State Equalized Tax Rate

2.17

EVESHAM TOWNSHIP – BURLINGTON CO.

Form of Government:

Council-Manager Plan B (OMCL 50)

Number of Members on Governing Body – 5

PER CAPITA:

Gross Debt 636.20
 Net Debt 361.88
 Debt Service 29.83
 Total Tax Levy 610.81
 Municipal Expenditures 227.66

PER CENT:

Gross Debt 2.73
 Net Debt 1.55
 Tax Levy Collected 97.37
 Tax Levy Cancelled, Abated or Adjusted .45

EXPENDITURES		REVENUES-REALIZED		1984 PROPERTY TAX	
GENERAL GOVERNMENT		1984 Property Taxes Collected		STATE EQUALIZED TAX RATE	
Governing Body & Public Boards	19,590.00	14,993,551.79		Local District School Taxes	.84
Municipal Clerk	66,295.00	1984 Payments in Lieu of Taxes		Regional & Consolidated School Tax	.54
Financial Administration	130,328.00	441,986.39		School Taxes in Municipal Budget	
Assessment of Taxes	71,344.00	100,223.15		County Taxes	.58
Collection of Taxes	84,826.00	1,762,364.00		County Library Taxes	.03
Planning, Housing & Development	299,135.78	Other Miscellaneous Tax Revenues		Local Municipal Purpose Taxes	.17
Human Resources		128,170.14		Veteran & Senior Citizen Taxes	
Elections		State Aid Revenues		Total Taxes for Rate Computation	2.16
General Administration (other)	601,790.00	Federal Aid Revenues		Special District Taxes	
JUDICIARY		State and Local Fiscal Assistance Act Utilized		Bank Corp. Taxes	
Municipal Courts	39,919.00	Sale of Acquired Property		Added and Omitted Taxes	
PUBLIC SAFETY		Other Miscellaneous Revenues		Total Taxes Levied - ABSTRACT	
Fire Protection		Total		Total Taxes Billed	
Police Protection	1,230,037.71	19,114,622.45		1984 TAXES COLLECTED	
Civil Defense & Disaster Control	200.00	Prior Years Surplus Appropriated		1984 Taxes Cancelled, Abated or Adjusted	
Environmental Inspection & Control	115,103.00	REVENUES TOTAL		Transfer to Tax Title Liens or Foreclosed	
Other Public Safety		Reserve For Uncollected Taxes		Balance Outstanding Dec. 31, 1984	
PUBLIC WORKS		CAPITAL OUTLAY TOTAL		PRIOR YEARS TAXES OUTSTANDING	
Streets and Drainage	591,377.51	Public Enterprises		Balance January 1, 1984	
Sewers and Sewage Processing		Recreation—Culture		Collected in 1984	
Garbage and Trash Disposal	379,992.00	Public Works		Cancelled, Abated or Adjusted 1984	
Public Buildings and Grounds	42,523.00	Buildings and Grounds		Transfers to Tax Title Liens or Foreclosed	
Other Public Works		Library and Education		Balance December 31, 1984	
HEALTH and WELFARE		Conservation		TAX TITLE LIENS OUTSTANDING	
Health Services Except Environmental	10,150.00	All Other		Balance January 1, 1984	
Welfare-Public Assistance	12,250.00	CAPITAL DEBT AUTHORIZED, DECEMBER 31, 1984		Transfer From Taxes	
Hospitals, Clinics, First Aid		ISSUED AND UNISSUED		Redeemed in 1984	
Animal, Insect, & Rodent Control		GROSS DEBT		Cancelled, Abated or Adjusted (1984)	
Other Welfare Services		NET DEBT		Transfers to Foreclosed Property	
RECREATION and CONSERVATION		SCHOOL		Balance December 31, 1984	
Beaches and Boardwalks		Self-Liquidating		PROPERTY ACQUIRED BY DEED OR	
Parks, Playgrounds, Shade Trees	21,395.00	Other		FORECLOSURE	
Land Reclamation & Conservation	1,745.00	Total		Balance January 1, 1984	
Other Recreational Services	131,746.00	ISSUED AND OUTSTANDING		Transfers From Taxes or Liens	
EDUCATION (excluding schools)		SCHOOL		Sale for Cash (1984)	
Libraries	74,581.00	Self-Liquidating		Cancelled, Abated or Adjusted (1984)	
Other Educational Services		Other		Balance December 31, 1984	
STATUTORY EXPENDITURES		Total		CURRENT FINANCES DECEMBER 31, 1984	
Pensions & F. I. C. A.	335,308.49	EQUALIZED VALUATION BASIS		ASSETS	
Employee Fringe Benefits		FOR NET DEBT COMPUTATION		Cash Dec. 31, 1984	
Other Statutory Expenditures	17,000.00	REAL PROPERTY VALUATIONS		Taxes Receivable	
CETA And Other Public Employment Programs		Code Class # of Parcels % VAL'N		Tax Title Liens	
MUNICIPAL FUNCTIONS TOTAL	4,326,636.49	ASSESSED VALUATION		Foreclosed Property	
CAPITAL IMPROVEMENTS *M.C.M.*	100,000.00	1 Vacant Land 2123 6.63		Emergencies & Other Deferred Charges	
DEBT SERVICE		2 Residential 6663 73.99		State and Federal Aid Receivable	
Principal Payments	492,327.89	3 Farm 261 1.27		Other Receivables	
Interest Payments	270,715.31	4a Commercial 237 14.20		Total	
DEFERRED CHARGES		4b Industrial 7 .37		LIABILITIES, RESERVES, AND SURPLUS	
SCHOOL, COUNTY, SPECIAL DISTRICT TAXES	27,923.63	4c Apartments 8 3.03		Cash Liabilities	
RESERVE FOR UNCOLLECTED TAXES	640,303.17	Total 9304		Reserves for Receivables	
EXPENDITURES TOTAL	19,290,953.79	Land Area 29.65 Sq. Miles		Surplus Dec. 31, 1984	
		Net Valuation Taxable-Municipal		Total	
		Net Valuation Taxable-County			
		State Equalized Valuation			
		State Equalization Ratio			

1102
Population 1980 34,842
Population 1984 35,104
S & P Rating
Moody Rating A

General Tax Rate Per \$100. 3.99
State Equalized Tax Rate 2.67

EWING TOWNSHIP – MERCER COUNTY

Form of Government:

Township Committee

Number of Members on Governing Body – 5

PER CAPITA:

Gross Debt 141.89
Net Debt 117.15
Debt Service 29.81
Total Tax Levy 640.79
Municipal Expenditures 346.19

PER CENT:

Gross Debt .65
Net Debt .53
Tax Levy Collected 96.04
Tax Levy Cancelled, Abated or Adjusted 1.25

EXPENDITURES		REVENUES-REALIZED		1984 PROPERTY TAX	
GENERAL GOVERNMENT				STATE EQUALIZED TAX RATE	
Governing Body & Public Boards		1984 Property Taxes Collected	21,583,459.34	Local District School Taxes	1.56
Municipal Clerk		1984 Payments in Lieu of Taxes		Regional & Consolidated School Tax	
Financial Administration	26,071.46	Delinquent Tax & Lien Collections	574,479.27	School Taxes in Municipal Budget	
Assessment of Taxes	64,789.22	Business Personalty Replacement Taxes	1,263,157.60	County Taxes	.77
Collection of Taxes	128,229.21	Taxes from Public Utilities	2,234,098.00	County Library Taxes	.09
Planning, Housing & Development	31,346.77	Other Miscellaneous Tax Revenues	753,015.21	Local Municipal Purpose Taxes	.24
Human Resources		State Aid Revenues	641,848.86	Veteran & Senior Citizen Taxes	
Elections	15,982.58	Federal Aid Revenues		Total Taxes for Rate Computation	2.66
General Administration (other)	652,382.99	State and Local Fiscal Assistance Act Utilized	231,977.66	Special District Taxes	
JUDICIARY		Sale of Acquired Property		Bank Corp. Taxes	36,977.65
Municipal Courts	93,422.76	Other Miscellaneous Revenues	4,110,904.32	Added and Omitted Taxes	76,263.64
PUBLIC SAFETY		Total	31,398,540.96	Total Taxes Levied - ABSTRACT	22,494,165.85
Fire Protection	401,359.17	Prior Years Surplus Appropriated	700,000.00	Total Taxes Billed	22,473,751.96
Police Protection	2,015,416.07	REVENUES TOTAL	32,098,540.96	1984 TAXES COLLECTED	21,583,459.34
Civil Defense & Disaster Control	5,903.14	Reserve For Uncollected Taxes	840,500.00	1984 Taxes Cancelled, Abated or Adjusted	281,681.63
Environmental Inspection & Control	91,231.95	CAPITAL OUTLAY TOTAL	756,261.16	Transfer to Tax Title Liens or Foreclosed	62,711.05
Other Public Safety				Balance Outstanding Dec. 31, 1984	545,899.94
PUBLIC WORKS				PRIOR YEARS TAXES OUTSTANDING	
Streets and Drainage	1,078,592.00	Public Enterprises		Balance January 1, 1984	500,367.54
Sewers and Sewage Processing	3,226,860.58	Recreation—Culture		Collected in 1984	485,302.00
Garbage and Trash Disposal	628,032.82	Public Works	13,039.67	Cancelled, Abated or Adjusted 1984	3,501.41
Public Buildings and Grounds	195,203.82	Buildings and Grounds	743,861.49	Transfers to Tax Title Liens or Foreclosed	2,213.15
Other Public Works		Library and Education		Balance December 31, 1984	9,350.98
HEALTH and WELFARE		Conservation		TAX TITLE LIENS OUTSTANDING	
Health Services Except Environmental	99,842.97	All Other		Balance January 1, 1984	207,627.46
Welfare-Public Assistance	41,941.02	CAPITAL DEBT AUTHORIZED, DECEMBER 31, 1984		Transfer From Taxes	68,633.75
Hospitals, Clinics, First Aid		ISSUED AND UNISSUED		Redeemed in 1984	89,177.87
Animal, Insect, & Rodent Control	14,875.56	School	863,000	Cancelled, Abated or Adjusted (1984)	
Other Welfare Services		Self-Liquidating		Transfers to Foreclosed Property	
RECREATION and CONSERVATION		Other	4,112,424	Balance December 31, 1984	187,088.34
Beaches and Boardwalks		Total	4,930,424	PROPERTY ACQUIRED BY DEED OR	
Parks, Playgrounds, Shade Trees	413,417.23	ISSUED AND OUTSTANDING		FORECLOSURE	
Land Reclamation & Conservation	565.24	School	863,000.00	Balance January 1, 1984	135,068.67
Other Recreational Services	133,445.83	Self-Liquidating		Transfers From Taxes or Liens	13,363.33
EDUCATION (excluding schools)		Other	2,673,000.00	Sale for Cash (1984)	
Libraries		Total	3,541,000.00	Cancelled, Abated or Adjusted (1984)	16,880.00
Other Educational Services	100.00	EQUALIZED VALUATION BASIS		Balance December 31, 1984	136,557.00
STATUTORY EXPENDITURES		FOR NET DEBT COMPUTATION	770,504,476	CURRENT FINANCES DECEMBER 31, 1984	
Pensions & F. I. C. A.	585,013.18	REAL PROPERTY VALUATIONS		ASSETS	
Employee Fringe Benefits	306,325.00	Code Class # of Parcels % VAL'N		Cash Dec. 31, 1984	1,042,277.01
Other Statutory Expenditures	10,000.00	1 Vacant Land 920 1.42	3,114,101.00	Taxes Receivable	555,250.92
CETA And Other Public Employment Programs		2 Residential 5269 64.11	140,662,850.00	Tax Title Liens	187,088.34
MUNICIPAL FUNCTIONS TOTAL	10,261,351.57	3 Farm 14 .18	411,170.00	Foreclosed Property	136,557.00
CAPITAL IMPROVEMENTS *MEMO*		4a Commercial 455 21.46	47,073,770.00	Emergencies & Other Deferred Charges	6,916.64
DEBT SERVICE		4b Industrial 34 7.05	15,473,860.00	State and Federal Aid Receivable	66,418.73
Principal Payments	347,000.00	4c Apartments 15 5.77	12,666,710.00	Other Receivables	616,769.62
Interest Payments	199,473.50	Total 10707	219,407,471.00	Total	2,611,278.26
DEFERRED CHARGES	4,209.04	Land Area 15.13 Sq. Miles		LIABILITIES, RESERVES, AND SURPLUS	
SCHOOL, COUNTY, SPECIAL DISTRICT TAXES	20,335,206.53	Net Valuation Taxable-Municipal	224,199,071	Cash Liabilities	693,384.30
RESERVE FOR UNCOLLECTED TAXES	840,500.00	Net Valuation Taxable-County	810,078,867	Reserves for Receivables	1,495,665.88
EXPENDITURES TOTAL	32,487,740.64	State Equalized Valuation	825,763,447	Surplus Dec. 31, 1984	422,228.08
		State Equalization Ratio	26.73	Total	2,611,278.26

1313

Population 1980 5,679
 Population 1984 5,556
 S & P Rating
 Moody Rating

General Tax Rate Per \$100.

3.65

State Equalized Tax Rate

2.49

FAIR HAVEN BOROUGH – MONMOUTH CO.**Form of Government:****Borough Council****Number of Members on Governing Body – 6**

PER CAPITA:

Gross Debt 321.53
 Net Debt 278.13
 Debt Service 12.72
 Total Tax Levy 944.18
 Municipal Expenditures 302.20

PER CENT:

Gross Debt .93
 Net Debt .81
 Tax Levy Collected 977.18
 Tax Levy Cancelled, Abated or Adjusted .05

EXPENDITURES		REVENUES-REALIZED		1984 PROPERTY TAX	
GENERAL GOVERNMENT				STATE EQUALIZED TAX RATE	
Governing Body & Public Boards		1984 Property Taxes Collected	51,148,429.93	Local District School Taxes .91	1,897,652.00
Municipal Clerk		1984 Payments in Lieu of Taxes		Regional & Consolidated School Tax .62	1,303,082.46
Financial Administration	10,300.00	Delinquent Tax & Lien Collections	121,525.53	School Taxes in Municipal Budget	
Assessment of Taxes	61,160.14	Business Personalty Replacement Taxes	24,922.36	County Taxes .49	1,030,120.34
Collection of Taxes	41,284.38	Taxes from Public Utilities	326,334.00	County Library Taxes .02	39,264.57
Planning, Housing & Development	10,880.91	Other Miscellaneous Tax Revenues		Local Municipal Purpose Taxes .44	926,365.00
Human Resources		State Aid Revenues	56,689.30	Veteran & Senior Citizen Taxes	50,100.00
Elections		Federal Aid Revenues		Total Taxes for Rate Computation 2.48	5,246,584.37
General Administration (other)	151,235.20	State and Local Fiscal Assistance Act Utilized	26,394.00	Special District Taxes	
JUDICIARY		Sale of Acquired Property		Bank Corp. Taxes	12,357.04
Municipal Courts	12,651.23	Other Miscellaneous Revenues	151,763.71	Added and Omitted Taxes	37,014.77
PUBLIC SAFETY		Total	51,853,058.83	Total Taxes Levied - ABSTRACT	5,245,856.18
Fire Protection	44,206.28	Prior Years Surplus Appropriated	140,000.00	Total Taxes Billed	5,234,306.86
Police Protection	396,129.19	REVENUES TOTAL	51,998,058.83	1984 TAXES COLLECTED	51,148,429.93
Civil Defense & Disaster Control		Reserve For Uncollected Taxes	152,364.00	1984 Taxes Cancelled, Abated or Adjusted	2,572.88
Environmental Inspection & Control	19,462.32	CAPITAL OUTLAY TOTAL	211,060.64	Transfer to Tax Title Liens or Foreclosed	
Other Public Safety				Balance Outstanding Dec. 31, 1984	116,890.05
PUBLIC WORKS				PRIOR YEARS TAXES OUTSTANDING	
Streets and Drainage	226,783.30	Public Enterprises		Balance January 1, 1984	110,384.17
Sewers and Sewage Processing		Recreation—Culture	13,026.77	Collected in 1984	110,384.17
Garbage and Trash Disposal	118,451.89	Public Works	119,931.24	Cancelled, Abated or Adjusted 1984	
Public Buildings and Grounds	13,574.01	Buildings and Grounds	78,102.63	Transfers to Tax Title Liens or Foreclosed	
Other Public Works	34,384.00	Library and Education		Balance December 31, 1984	
HEALTH and WELFARE		Conservation		TAX TITLE LIENS OUTSTANDING	
Health Services Except Environmental	8,709.96	All Other		Balance January 1, 1984	12,675.24
Welfare-Public Assistance	3,056.00			Transfer From Taxes	
Hospitals, Clinics, First Aid		CAPITAL DEBT AUTHORIZED, DECEMBER 31, 1984		Redeemed in 1984	11,141.36
Animal, Insect, & Rodent Control		ISSUED AND UNISSUED GROSS DEBT NET DEBT		Cancelled, Abated or Adjusted (1984)	
Other Welfare Services		School 241,124		Transfers to Foreclosed Property	
RECREATION and CONSERVATION		Self-liquidating 1,545,309	1,545,309	Balance December 31, 1984	1,533.88
Beaches and Boardwalks		Other 1,786,433	1,545,309	PROPERTY ACQUIRED BY DEED OR FORECLOSURE	
Parks, Playgrounds, Shade Trees	8,184.26			Balance January 1, 1984	11,200.00
Land Reclamation & Conservation	50.00	ISSUED AND OUTSTANDING		Transfers From Taxes or Liens	
Other Recreational Services	22,862.13	School 241,124.43		Sale for Cash (1984)	
EDUCATION (excluding schools)		Self-Liquidating 924,500.00		Cancelled, Abated or Adjusted (1984)	
Libraries	24,854.00	Other 1,165,624.43	1,165,624.43	Balance December 31, 1984	11,200.00
Other Educational Services		EQUALIZED VALUATION BASIS		CURRENT FINANCES DECEMBER 31, 1984	
STATUTORY EXPENDITURES		FOR NET DEBT COMPUTATION	191,217,754	ASSETS	
Pensions & F. I. C. A.	116,865.19	REAL PROPERTY VALUATIONS		Cash Dec. 31, 1984	855,570.06
Employee Fringe Benefits	30,000.00	Code Class # of Parcels % VAL'N		Taxes Receivable	116,890.05
Other Statutory Expenditures	2,500.00	1 Vacant Land 63 .97	1,376,100.00	Tax Title Liens	1,533.88
CETA And Other Public Employment Programs		2 Residential 1854 93.93	133,452,100.00	Foreclosed Property	11,200.00
MUNICIPAL FUNCTIONS TOTAL	1,412,600.39	3 Farm		Emergencies & Other Deferred Charges	57,548.51
CAPITAL IMPROVEMENTS *M.C.M.C.*	15,000.00	4a Commercial 54 5.10	7,243,800.00	State and Federal Aid Receivable	
DEBT SERVICE		4b Industrial		Other Receivables	214,333.92
Principal Payments	33,000.00	4c Apartments		Total	1,257,076.42
Interest Payments	32,697.00	Total 1980	142,072,000.00	LIABILITIES, RESERVES, AND SURPLUS	
DEFERRED CHARGES	42,786.29	Land Area 1.55 Sq. Miles		Cash Liabilities	669,141.50
SCHOOL, COUNTY, SPECIAL DISTRICT TAXES	4,270,110.37	Net Valuation Taxable-Municipal	142,508,728	Reserves for Receivables	343,957.85
RESERVE FOR UNCOLLECTED TAXES	152,964.00	Net Valuation Taxable-County	191,443,320	Surplus Dec. 31, 1984	242,977.07
EXPENDITURES TOTAL	5,949,167.05	State Equalized Valuation	208,631,335	Total	1,257,076.42
		State Equalization Ratio	68.24		

0217
Population 1980 32,229
Population 1984 31,478
S & P Rating
Moody Rating

General Tax Rate Per \$100.

State Equalized Tax Rate
2.08

FAIR LAWN BOROUGH – BERGEN COUNTY
Form of Government:
Council-Manager Plan E (OMCL 50)
Number of Members on Governing Body – 5

PER CAPITA:

Gross Debt 256.89
Net Debt 198.10
Debt Service 6.98
Total Tax Levy 790.43
Municipal Expenditures 355.92

PER CENT:

Gross Debt .75
Net Debt .53
Tax Levy Collected 98.84
Tax Levy Cancelled, Abated or Adjusted .04

EXPENDITURES		REVENUES-REALIZED		1984 PROPERTY TAX	
GENERAL GOVERNMENT				STATE EQUALIZED TAX RATE 1.36	
Governing Body & Public Boards		1984 Property Taxes Collected	24,576,273.35	Local District School Taxes	16,147,836.92
Municipal Clerk		1984 Payments in Lieu of Taxes		Regional & Consolidated School Tax	
Financial Administration	139,000.00	Delinquent Tax & Lien Collections	245,263.83	School Taxes in Municipal Budget	
Assessment of Taxes	136,300.00	Business Personalty Replacement Taxes	759,666.52	County Taxes	4,046,117.38
Collection of Taxes	142,500.00	Taxes from Public Utilities	2,940,171.00	County Library Taxes	
Planning, Housing & Development	31,900.00	Other Miscellaneous Tax Revenues		Local Municipal Purpose Taxes	4,556,030.29
Human Resources	16,452.00	State Aid Revenues	397,682.46	Veteran & Senior Citizen Taxes	467,200.00
Elections		Federal Aid Revenues		Total Taxes for Rate Computation	25,217,184.59
General Administration (other)	852,887.69	State and Local Fiscal Assistance Act Utilized	173,736.57	Special District Taxes	
JUDICIARY		Sale of Acquired Property		Bank Corp. Taxes	70,823.70
Municipal Courts	113,850.00	Other Miscellaneous Revenues	1,213,172.34	Added and Omitted Taxes	60,351.64
PUBLIC SAFETY		Total	30,304,966.62	Total Taxes Levied - ABSTRACT	24,881,159.93
Fire Protection	181,641.00	Prior Years Surplus Appropriated	990,000.00	Total Taxes Billed	24,865,482.89
Police Protection	1,922,382.03	REVENUES	TOTAL	1984 TAXES COLLECTED	24,576,273.85
Civil Defense & Disaster Control	20,800.00	Reserve For Uncollected Taxes	1,098,065.33	1984 Taxes Cancelled, Abated or Adjusted	10,830.66
Environmental Inspection & Control	141,550.00	CAPITAL OUTLAY	TOTAL	Transfer to Tax Title Liens or Foreclosed	
Other Public Safety			1,128,712.90	Balance Outstanding Dec. 31, 1984	278,378.38
PUBLIC WORKS		Public Enterprises	239,098.81	PRIOR YEARS TAXES OUTSTANDING	
Streets and Drainage	640,017.53	Recreation—Culture		Balance January 1, 1984	278,650.81
Sewers and Sewage Processing	1,109,094.00	Public Works	889,614.00	Collected in 1984	245,263.88
Garbage and Trash Disposal	1,007,415.35	Buildings and Grounds		Cancelled, Abated or Adjusted 1984	26,844.78
Public Buildings and Grounds	311,000.00	Library and Education		Transfers to Tax Title Liens or Foreclosed	
Other Public Works		Conservation		Balance December 31, 1984	6,542.15
HEALTH and WELFARE		All Other		TAX TITLE LIENS OUTSTANDING	
Health Services Except Environmental	214,432.50	CAPITAL DL3T AUTHORIZED, DECEMBER 31, 1984		Balance January 1, 1984	39,404.60
Welfare-Public Assistance	112,135.57	ISSUED AND UNISSUED	GROSS DEBT	Transfer From Taxes	
Hospitals, Clinics, First Aid		School	1,439,000	Redeemed in 1984	
Animal, Insect, & Rodent Control		Self-liquidating	411,500	Cancelled, Abated or Adjusted (1984)	
Other Welfare Services		Other	6,235,811	Transfers to Foreclosed Property	
RECREATION and CONSERVATION		Total	8,086,311	Balance December 31, 1984	39,404.60
Beaches and Boardwalks		ISSUED AND OUTSTANDING		PROPERTY ACQUIRED BY DEED OR FORECLOSURE	
Parks, Playgrounds, Shade Trees	471,650.00	School	1,439,000.00	Balance January 1, 1984	148,110.00
Land Reclamation & Conservation	143,125.00	Self-Liquidating	3,389,000.00	Transfers From Taxes or Liens	
Other Recreational Services	342,900.00	Other	4,823,000.00	Sale for Cash (1984)	
EDUCATION (excluding schools)		Total		Cancelled, Abated or Adjusted (1984)	
Libraries	740,000.00	EQUALIZED VALUATION BASIS	1,080,129,541	Balance December 31, 1984	148,110.00
Other Educational Services	57,500.00	FOR NET DEBT COMPUTATION		CURRENT FINANCES DECEMBER 31, 1984	
STATUTORY EXPENDITURES		REAL PROPERTY VALUATIONS		ASSETS	
Pensions & F. I. C. A.	657,139.00	Code Class # of Parcels % VAL'N	ASSESSED VALUATION	Cash Dec. 31, 1984	3,422,396.95
Employee Fringe Benefits	300,000.00	1 Vacant Land 245 .64	4,967,900.00	Taxes Receivable	284,920.53
Other Statutory Expenditures		2 Residential 9853 76.96	596,535,900.00	Tax Title Liens	39,404.60
CETA And Other Public Employment Programs		3 Farm 1	15,700.00	Foreclosed Property	148,110.00
MUNICIPAL FUNCTIONS	TOTAL	4a Commercial 2.67 7.84	60,773,550.00	Emergencies & Other Deferred Charges	155,826.44
CAPITAL IMPROVEMENTS	*MEMO*	4b Industrial 67 12.13	94,055,300.00	State and Federal Aid Receivable	32,507.86
DEBT SERVICE		4c Apartments 14 2.42	18,786,400.00	Other Receivables	92,104.67
Principal Payments	90,000.00	Total 10452	775,134,750.00	Total	4,175,281.05
Interest Payments	129,682.29	Land Area 5.30 Sq. Miles		LIABILITIES, RESERVES, AND SURPLUS	
DEFERRED CHARGES	30,186.44	Net Valuation Taxable-Municipal	784,974,090	Cash Liabilities	1,164,697.15
SCHOOL, COUNTY, SPECIAL DISTRICT TAXES	20,193,954.30	Net Valuation Taxable-County	1,091,754,907	Reserves for Receivables	555,305.05
RESERVE FOR UNCOLLECTED TAXES	1,098,065.33	State Equalized Valuation	1,185,049,299	Surplus Dec. 31, 1984	2,455,278.85
EXPENDITURES	TOTAL	State Equalization Ratio	65.96	Total	4,175,281.05
	31,397,611.03				

0605
Population 1980 5,693
Population 1984 5,782
S & P Rating
Moody Rating AAA

General Tax Rate Per \$100. 4.83
State Equalized Tax Rate 2.46

FAIRFIELD TOWNSHIP - CUMBERLAND CO.
Form of Government:
Township Committee
Number of Members on Governing Body - 3

PER CAPITA:
Gross Debt 272.63
Net Debt
Debt Service
Total Tax Levy 257.70
Municipal Expenditures 187.72
PER CENT:
Gross Debt 2.81
Net Debt
Tax Levy Collected 81.50
Tax Levy Cancelled, Abated or Adjusted

EXPENDITURES		REVENUES-REALIZED		1984 PROPERTY TAX	
GENERAL GOVERNMENT				STATE EQUALIZED TAX RATE	
Governing Body & Public Boards		1984 Property Taxes Collected	1,213,685.71	Local District School Taxes .83	497,447.00
Municipal Clerk		1984 Payments in Lieu of Taxes		Regional & Consolidated School Tax .53	318,537.80
Financial Administration	16,750.00	Delinquent Tax & Lien Collections	280,586.50	School Taxes in Municipal Budget	
Assessment of Taxes	12,400.00	Business Personalty Replacement Taxes	20,645.12	County Taxes 1.10 *	661,450.01
Collection of Taxes	19,675.00	Taxes from Public Utilities	223,880.00	County Library Taxes	
Planning, Housing & Development	6,300.00	Other Miscellaneous Tax Revenues		Local Municipal Purpose Taxes	
Human Resources		State Aid Revenues	36,437.35	Veteran & Senior Citizen Taxes	58,550.00
Elections	2,500.00	Federal Aid Revenues		Total Taxes for Rate Computation 2.46	1,535,984.81
General Administration (other)	147,225.00	State and Local Fiscal Assistance Act Utilized	72,606.68	Special District Taxes	
JUDICIARY		Sale of Acquired Property		Bank Corp. Taxes	819.64
Municipal Courts	26,000.00	Other Miscellaneous Revenues	392,000.09	Added and Omitted Taxes	11,746.27
PUBLIC SAFETY		Total	2,239,841.45	Total Taxes Levied - ABSTRACT	1,490,000.72
Fire Protection	35,000.00	Prior Years Surplus Appropriated	361,154.42	Total Taxes Billed	1,489,181.08
Police Protection	207,000.00	REVENUES TOTAL	2,600,995.87	1984 TAXES COLLECTED	1,213,685.71
Civil Defense & Disaster Control	500.00	Reserve For Uncollected Taxes	303,301.32	1984 Taxes Cancelled, Abated or Adjusted	
Environmental Inspection & Control	12,000.00			Transfer to Tax Title Liens or Foreclosed	
Other Public Safety		CAPITAL OUTLAY TOTAL	4,987.62	Balance Outstanding Dec. 31, 1984	275,495.37
PUBLIC WORKS				PRIOR YEARS TAXES OUTSTANDING	
Streets and Drainage	129,755.00	Public Enterprises		Balance January 1, 1984	289,048.22
Sewers and Sewage Processing		Recreation—Culture		Collected in 1984	266,318.54
Garbage and Trash Disposal	31,300.00	Public Works	4,000.00	Cancelled, Abated or Adjusted 1984	
Public Buildings and Grounds	16,000.00	Buildings and Grounds	987.62	Transfers to Tax Title Liens or Foreclosed	
Other Public Works	32,000.00	Library and Education		Balance December 31, 1984	22,729.69
HEALTH and WELFARE		Conservation		TAX TITLE LIENS OUTSTANDING	
Health Services Except Environmental		All Other		Balance January 1, 1984	28,301.05
Welfare-Public Assistance	12,000.00			Transfer From Taxes	
Hospitals, Clinics, First Aid		CAPITAL DEBT AUTHORIZED, DECEMBER 31, 1984		Redeemed in 1984	14,267.96
Animal, Insect, & Rodent Control	9,400.00	ISSUED AND UNISSUED		Cancelled, Abated or Adjusted (1984)	
Other Welfare Services		School	1,576,329	Transfers to Foreclosed Property	
RECREATION and CONSERVATION		Self-liquidating		Balance December 31, 1984	14,033.09
Beaches and Boardwalks		Other		PROPERTY ACQUIRED BY DEED OR FORECLOSURE	
Parks, Playgrounds, Shade Trees	5,345.00	Total	1,576,329	Balance January 1, 1984	31,700.00
Land Reclamation & Conservation	500.00	ISSUED AND OUTSTANDING		Transfers From Taxes or Liens	
Other Recreational Services		School	1,576,329.54	Sale for Cash (1984)	
EDUCATION (excluding schools)		Self-Liquidating		Cancelled, Abated or Adjusted (1984)	
Libraries		Other		Balance December 31, 1984	31,700.00
Other Educational Services	5,000.00	Total	1,576,329.54	CURRENT FINANCES DECEMBER 31, 1984	
STATUTORY EXPENDITURES		EQUALIZED VALUATION BASIS		ASSETS	
Pensions & F. I. C. A.	31,500.00	FOR NET DEBT COMPUTATION	55,165,643	Cash Dec. 31, 1984	1,425,272.51
Employee Fringe Benefits	21,500.00	REAL PROPERTY VALUATIONS		Taxes Receivable	298,225.05
Other Statutory Expenditures	2,000.00	Code Class # of Parcels % VAL'N	ASSESSED VALUATION	Tax Title Liens	14,033.09
CETA And Other Public Employment Programs		1 Vacant Land 950 5.72	1,716,100.00	Foreclosed Property	31,700.00
MUNICIPAL FUNCTIONS TOTAL	781,650.00	2 Residential 1372 73.32	22,138,900.00	Emergencies & Other Deferred Charges	9,400.00
CAPITAL IMPROVEMENTS *MCM(*)	50,000.00	3 Farm 288 11.39	3,416,900.00	State and Federal Aid Receivable	2,338.38
DEBT SERVICE		4a Commercial 50 9.06	2,719,500.00	Other Receivables	9,681.73
Principal Payments		4b Industrial		Total	1,790,650.76
Interest Payments		4c Apartments		LIABILITIES, RESERVES, AND SURPLUS	
DEFERRED CHARGES	451.66	Total 2673	29,990,400.00	Cash Liabilities	442,512.32
SCHOOL, COUNTY, SPECIAL DISTRICT TAXES	1,477,434.81	Land Area 43.40 Sq. Miles		Reserves for Receivables	353,639.87
RESERVE FOR UNCOLLECTED TAXES	303,301.32	Net Valuation Taxable-Municipal	50,630,823	Surplus Dec. 31, 1984	994,498.57
EXPENDITURES TOTAL	2,562,837.79	Net Valuation Taxable-County	58,039,514	Total	1,790,650.76
		State Equalized Valuation	50,585,131		
		State Equalization Ratio	50.88		

0707

Population 1980 7,987
 Population 1984 8,236
 S & P Rating
 Moody Rating

General Tax Rate Per \$100.

3.60

State Equalized Tax Rate

2.12

FAIRFIELD TOWNSHIP – ESSEX COUNTY**Form of Government:****Small Municipality Plan C (OMCL 50)****Number of Members on Governing Body – 5****PER CAPITA:**

Gross Debt 1,574.66
 Net Debt 876.78
 Debt Service 73.26
 Total Tax Levy 1,663.72
 Municipal Expenditures 655.44

PER CENT:

Gross Debt 2.44
 Net Debt 1.36
 Tax Levy Collected 98.87
 Tax Levy Cancelled, Abated, or Adjusted

EXPENDITURES		REVENUES-REALIZED		1984 PROPERTY TAX	
GENERAL GOVERNMENT				STATE EQUALIZED TAX RATE	
Governing Body & Public Boards		1984 Property Taxes Collected	13,536,974.53	Local District School Taxes .38	2,391,506.25
Municipal Clerk		1984 Payments in Lieu of Taxes		Regional & Consolidated School Tax .51	3,216,021.38
Financial Administration	74,700.00	Delinquent Tax & Lien Collections	246,265.87	School Taxes in Municipal Budget	
Assessment of Taxes	40,425.00	Business Personalty Replacement Taxes	507,852.00	County Taxes .97	6,193,633.92
Collection of Taxes	53,050.00	Taxes from Public Utilities	310,059.00	County Library Taxes	
Planning, Housing & Development	65,075.00	Other Miscellaneous Tax Revenues		Local Municipal Purpose Taxes .26	1,645,178.21
Human Resources	7,500.00	State Aid Revenues	48,740.44	Veteran & Senior Citizen Taxes	64,100.00
Elections	2,300.00	Federal Aid Revenues		Total Taxes for Rate Computation 2.12	13,514,439.76
General Administration (other)	513,830.00	State and Local Fiscal Assistance Act Utilized	143,339.15	Special District Taxes	
JUDICIARY		Sole of Acquired Property		Bank Corp. Taxes	30,546.20
Municipal Courts	56,650.00	Other Miscellaneous Revenues	903,380.96	Added and Omitted Taxes	225,512.10
PUBLIC SAFETY		Total	16,197,761.95	Total Taxes Levied - ABSTRACT	13,702,398.06
Fire Protection	155,300.00	Prior Years Surplus Appropriated	1,231,000.00	Total Taxes Billed	13,697,939.70
Police Protection	1,024,179.00	REVENUES TOTAL	17,428,761.95	1984 TAXES COLLECTED	13,536,974.53
Civil Defense & Disaster Control	138,300.00	Reserve For Uncollected Taxes	271,074.12	1984 Taxes Cancelled, Abated or Adjusted	
Environmental Inspection & Control	11,900.00	CAPITAL OUTLAY TOTAL	922,030.53	Transfer to Tax Title Liens or Foreclosed	
Other Public Safety				Balance Outstanding Dec. 31, 1984	160,965.17
PUBLIC WORKS				PRIOR YEARS TAXES OUTSTANDING	
Streets and Drainage	421,575.08	Public Enterprises	53,464.90	Balance January 1, 1984	251,167.32
Sewers and Sewage Processing	949,357.00	Recreation—Culture	71,210.48	Collected in 1984	246,265.87
Garbage and Trash Disposal	224,524.92	Public Works	195,463.58	Cancelled, Abated or Adjusted 1984	
Public Buildings and Grounds	46,500.00	Buildings and Grounds	54,915.22	Transfers to Tax Title Liens or Foreclosed	
Other Public Works	60,000.00	Library and Education	517,026.35	Balance December 31, 1984	4,901.45
HEALTH and WELFARE		Conservation		TAX TITLE LIENS OUTSTANDING	
Health Services Except Environmental	32,758.71	All Other		Balance January 1, 1984	41,752.46
Welfare-Public Assistance	8,225.00	CAPITAL DEBT AUTHORIZED, DECEMBER 31, 1984		Transfer From Taxes	
Hospitals, Clinics, First Aid		ISSUED AND UNISSUED		Redeemed in 1984	
Animal, Insect, & Rodent Control		School	1,613,933	Cancelled, Abated or Adjusted (1984)	
Other Welfare Services	200.00	Self-liquidating	6,174,407	Transfers to Foreclosed Property	
RECREATION and CONSERVATION		Other	5,180,571	Balance December 31, 1984	41,752.46
Beaches and Boardwalks		Total	12,968,911	PROPERTY ACQUIRED BY DEED OR FORECLOSURE	
Parks, Playgrounds, Shade Trees	160,600.00	ISSUED AND OUTSTANDING		Balance January 1, 1984	585,538.00
Land Reclamation & Conservation		School	1,613,933.25	Transfers From Taxes or Liens	
Other Recreational Services	3,700.00	Self-liquidating	5,357,000.00	Sale for Cash (1984)	
EDUCATION (excluding schools)		Other	4,243,000.00	Cancelled, Abated or Adjusted (1984)	
Libraries	125,000.00	Total	11,218,933.25	Balance December 31, 1984	585,538.00
Other Educational Services		EQUALIZED VALUATION BASIS		CURRENT FINANCES DECEMBER 31, 1984	
STATUTORY EXPENDITURES		FOR NET DEBT COMPUTATION	532,472,837	ASSETS	
Pensions & F. I. C. A.	257,700.00	REAL PROPERTY VALUATIONS		Cash Dec. 31, 1984	1,136,431.92
Employee Fringe Benefits	141,600.00	Code Class # of Parcels % VAL'N		Taxes Receivable	165,866.62
Other Statutory Expenditures	12,500.00	1 Vacant Land 410 3.08	11,260,600.00	Tax Title Liens	41,752.46
CETA And Other Public Employment Programs		2 Residential 2200 34.79	127,122,400.00	Foreclosed Property	585,538.00
MUNICIPAL FUNCTIONS	4,487,748.71	3 Farm 22 .16	568,100.00	Emergencies & Other Deferred Charges	69,054.50
CAPITAL IMPROVEMENTS *MEMC*	155,000.00	4a Commercial 189 17.22	62,895,700.00	State and Federal Aid Receivable	2,649.05
DEBT SERVICE		4b Industrial 265 44.75	163,498,100.00	Other Receivables	13,620.44
Principal Payments	270,000.00	4c Apartments		Total	2,014,912.99
Interest Payments	333,347.17	Total 3086	365,350,900.00	LIABILITIES, RESERVES, AND SURPLUS	
DEFERRED CHARGES	36,000.00	Land Area 10.58 Sq. Miles		Cash Liabilities	313,150.68
SCHOOL, COUNTY, SPECIAL DISTRICT TAXES	11,801,161.55	Net Valuation Taxable-Municipal	374,234,100	Reserves for Receivables	806,777.52
RESERVE FOR UNCOLLECTED TAXES	271,094.12	Net Valuation Taxable-County	550,724,620	Surplus Dec. 31, 1984	894,984.79
EXPENDITURES TOTAL	17,199,351.55	State Equalized Valuation	629,384,049	Total	2,014,912.99
		State Equalization Ratio	58.88		

0218
Population 1980 10,519
Population 1984 10,498
S & P Rating
Moody Rating A

General Tax Rate Per \$100. 3.50
State Equalized Tax Rate 2.25

FAIRVIEW BOROUGH – BERGEN COUNTY
Form of Government:
Borough Council
Number of Members on Governing Body – 6

PER CAPITA:
Gross Debt 169.70
Net Debt 156.07
Debt Service 30.20
Total Tax Levy 582.60
Municipal Expenditures 371.33

PER CENT:
Gross Debt .72
Net Debt .66
Tax Levy Collected 96.13
Tax Levy Cancelled, Abated or Adjusted .37

EXPENDITURES		REVENUES-REALIZED		1984 PROPERTY TAX	
GENERAL GOVERNMENT				STATE EQUALIZED TAX RATE	
Governing Body & Public Boards		1984 Property Taxes Collected	5,876,781.25	Local District School Taxes 1.04	2,832,276.00
Municipal Clerk		1984 Payments in Lieu of Taxes	53,067.20	Regional & Consolidated School Tax	
Financial Administration	21,707.00	Delinquent Tax & Lien Collections	213,443.42	School Taxes in Municipal Budget	
Assessment of Taxes	24,588.14	Business Personalty Replacement Taxes	212,946.84	County Taxes .35	945,110.01
Collection of Taxes	85,104.48	Taxes from Public Utilities	531,935.00	County Library Taxes	
Planning, Housing & Development	9,551.00	Other Miscellaneous Tax Revenues		Local Municipal Purpose Taxes .85	2,311,946.00
Human Resources		State Aid Revenues	147,498.58	Veteran & Senior Citizen Taxes	153,900.00
Elections		Federal Aid Revenues		Total Taxes for Rate Computation 2.24	6,243,232.01
General Administration (other)	505,699.51	State and Local Fiscal Assistance Act Utilized	137,587.84	Special District Taxes	
JUDICIARY		Sale of Acquired Property		Bank Corp. Taxes	13,443.25
Municipal Courts	33,576.15	Other Miscellaneous Revenues	313,601.75	Added and Omitted Taxes	13,299.79
PUBLIC SAFETY		Total	7,486,861.88	Total Taxes Levied - ABSTRACT	6,116,174.55
Fire Protection	82,432.00	Prior Years Surplus Appropriated	170,000.00	Total Taxes Billed	6,113,354.31
Police Protection	874,515.95	REVENUES TOTAL	7,656,861.88	1984 TAXES COLLECTED	5,876,781.25
Civil Defense & Disaster Control	1,000.00	Reserve For Uncollected Taxes	305,699.00	1984 Taxes Cancelled, Abated or Adjusted	22,631.00
Environmental Inspection & Control	35,804.02			Transfer to Tax Title Liens or Foreclosed	4,553.50
Other Public Safety		CAPITAL OUTLAY TOTAL	456,403.01	Balance Outstanding Dec. 31, 1984	209,388.56
PUBLIC WORKS				PRIOR YEARS TAXES OUTSTANDING	
Streets and Drainage	340,708.39	Public Enterprises		Balance January 1, 1984	217,689.29
Sewers and Sewage Processing	352,927.00	Recreation—Culture		Collected in 1984	213,443.42
Garbage and Trash Disposal	209,982.26	Public Works	414,024.76	Cancelled, Abated or Adjusted 1984	
Public Buildings and Grounds	74,127.84	Buildings and Grounds	42,378.25	Transfers to Tax Title Liens or Foreclosed	4,223.00
Other Public Works	24,150.00	Library and Education		Balance December 31, 1984	22.87
HEALTH and WELFARE		Conservation		TAX TITLE LIENS OUTSTANDING	
Health Services Except Environmental	61,607.00	All Other		Balance January 1, 1984	8,375.14
Welfare-Public Assistance	38,501.40			Transfer From Taxes	9,007.05
Hospitals, Clinics, First Aid		CAPITAL DEBT AUTHORIZED, DECEMBER 31, 1984		Redeemed in 1984	
Animal, Insect, & Rodent Control		ISSUED AND UNISSUED		Cancelled, Abated or Adjusted (1984)	
Other Welfare Services		School	143,000	Transfers to Foreclosed Property	
RECREATION and CONSERVATION		Self-Liquidating		Balance December 31, 1984	17,382.19
Beaches and Boardwalks		Other	1,638,475	PROPERTY ACQUIRED BY DEED OR	
Parks, Playgrounds, Shade Trees	19,371.00	Total	1,781,475	FORECLOSURE	
Land Reclamation & Conservation				Balance January 1, 1984	250.00
Other Recreational Services	22,767.03	ISSUED AND OUTSTANDING		Transfers From Taxes or Liens	
EDUCATION (excluding schools)		School	143,000.00	Sale for Cash (1984)	
Libraries	58,435.00	Self-Liquidating		Cancelled, Abated or Adjusted (1984)	
Other Educational Services		Other	1,638,475.00	Balance December 31, 1984	250.00
STATUTORY EXPENDITURES		Total	1,781,475.00	CURRENT FINANCES DECEMBER 31, 1984	
Pensions & F. I. C. A.	240,979.28	EQUALIZED VALUATION BASIS		ASSETS	
Employee Fringe Benefits	133,501.00	FOR NET DEBT COMPUTATION	246,789,892	Cash Dec. 31, 1984	626,545.55
Other Statutory Expenditures	16,000.00	REAL PROPERTY VALUATIONS		Taxes Receivable	209,411.43
CETA And Other Public Employment Programs		Code Class # of Parcels % VAL'N		Tax Title Liens	17,382.19
MUNICIPAL FUNCTIONS TOTAL	3,267,035.45	1 Vacant Land 97 1.42	2,466,300.00	Foreclosed Property	250.00
CAPITAL IMPROVEMENTS *MEMO*	31,600.00	2 Residential 1,939 64.72	112,277,100.00	Emergencies & Other Deferred Charges	1,414.26
DEBT SERVICE		3 Farm		State and Federal Aid Receivable	1,221.92
Principal Payments	175,100.00	4a Commercial 198 16.81	29,158,500.00	Other Receivables	10,272.67
Interest Payments	140,941.68	4b Industrial 132 10.75	18,652,800.00	Total	866,498.02
DEFERRED CHARGES	9,475.54	4c Apartments 60 6.30	10,930,900.00	LIABILITIES, RESERVES, AND SURPLUS	
SCHOOL, COUNTY, SPECIAL DISTRICT TAXES	3,777,386.01	Total 2426	173,485,600.00	Cash Liabilities	231,157.04
RESERVE FOR UNCOLLECTED TAXES	305,699.00	Land Area .90 Sq. Miles		Reserves for Receivables	237,316.29
EXPENDITURES TOTAL	7,675,637.68	Net Valuation Taxable-Municipal	174,276,329	Surplus Dec. 31, 1984	398,024.69
		Net Valuation Taxable-County	252,426,482	Total	866,498.02
		State Equalized Valuation	271,021,855		
		State Equalization Ratio	64.20		

2005
 Population 1980 7,767
 Population 1984 7,707
 S & P Rating
 Moody Rating A1
 General Tax Rate Per \$100. 2.92
 State Equalized Tax Rate 2.73

FANWOOD BOROUGH – UNION COUNTY
Form of Government:
Borough Council
Number of Members on Governing Body – 6

PER CAPITA:
 Gross Debt 460.90
 Net Debt 294.97
 Debt Service 26.71
 Total Tax Levy 837.18
 Municipal Expenditures 314.04
 PER CENT:
 Gross Debt 1.64
 Net Debt 1.05
 Tax Levy Collected 98.27
 Tax Levy Cancelled, Abated or Adjusted .01

EXPENDITURES		REVENUES-REALIZED		1984 PROPERTY TAX	
GENERAL GOVERNMENT				STATE EQUALIZED TAX RATE →	
Governing Body & Public Boards		1984 Property Taxes Collected	6,329,660.02	Local District School Taxes	
Municipal Clerk		1984 Payments in Lieu of Taxes		Regional & Consolidated School Tax 1.82	4,286,927.82
Financial Administration	32,551.40	Delinquent Tax & Lien Collections	103,709.58	School Taxes in Municipal Budget	
Assessment of Taxes	10,628.16	Business Personalty Replacement Taxes	40,123.32	County Taxes	.49
Collection of Taxes		Taxes from Public Utilities	670,005.00	County Library Taxes	
Planning, Housing & Development	4,700.00	Other Miscellaneous Tax Revenues		Local Municipal Purpose Taxes	.41
Human Resources		State Aid Revenues	91,946.23	Veteran & Senior Citizen Taxes	
Elections		Federal Aid Revenues		Total Taxes for Rate Computation	2.72
General Administration (other)	237,525.12	State and Local Fiscal Assistance Act Utilized	31,617.00	Special District Taxes	
JUDICIARY		Sale of Acquired Property		Bank Corp. Taxes	
Municipal Courts	26,439.53	Other Miscellaneous Revenues	218,557.74	Added and Omitted Taxes	
PUBLIC SAFETY		Total	7,485,618.94	Total Taxes Levied - ABSTRACT	6,452,156.33
Fire Protection	73,577.91	Prior Years Surplus Appropriated	350,000.00	Total Taxes Billed	6,440,945.44
Police Protection	688,136.13	REVENUES TOTAL	7,835,618.94	1984 TAXES COLLECTED	6,329,660.02
Civil Defense & Disaster Control	2,125.00	Reserve For Uncollected Taxes	191,100.00	1984 Taxes Cancelled, Abated or Adjusted	333.31
Environmental Inspection & Control	16,520.00			Transfer to Tax Title Liens or Foreclosed	8,292.07
Other Public Safety				Balance Outstanding Dec. 31, 1984	102,660.04
PUBLIC WORKS		CAPITAL OUTLAY TOTAL	605,711.83	PRIOR YEARS TAXES OUTSTANDING	
Streets and Drainage	293,513.70	Public Enterprises		Balance January 1, 1984	104,743.12
Sewers and Sewage Processing	113,553.00	Recreation—Culture	4,682.08	Collected in 1984	102,813.38
Garbage and Trash Disposal	13,137.00	Public Works	54,705.66	Cancelled, Abated or Adjusted 1984	1,205.12
Public Buildings and Grounds		Buildings and Grounds	543,935.95	Transfers to Tax Title Liens or Foreclosed	724.62
Other Public Works		Library and Education	2,329.14	Balance December 31, 1984	
HEALTH and WELFARE		Conservation		TAX TITLE LIENS OUTSTANDING	
Health Services Except Environmental	24,922.00	All Other		Balance January 1, 1984	12,387.76
Welfare-Public Assistance	7,530.00			Transfer From Taxes	9,142.25
Hospitals, Clinics, First Aid		CAPITAL DEBT AUTHORIZED, DECEMBER 31, 1984		Redeemed in 1984	896.20
Animal, Insect, & Rodent Control	1.00	ISSUED AND UNISSUED		Cancelled, Abated or Adjusted (1984)	
Other Welfare Services		School	552,892	Transfers to Foreclosed Property	
RECREATION and CONSERVATION		Self-liquidating	2,999,292	Balance December 31, 1984	20,633.81
Beaches and Boardwalks		Other	3,552,175	PROPERTY ACQUIRED BY DEED OR FORECLOSURE	
Parks, Playgrounds, Shade Trees	71,436.64	Total		Balance January 1, 1984	12,279.00
Land Reclamation & Conservation	1,905.00			Transfers From Taxes or Liens	
Other Recreational Services	1,474.75	ISSUED AND OUTSTANDING		Sale for Cash (1984)	
EDUCATION (excluding schools)		School	552,000.00	Cancelled, Abated or Adjusted (1984)	
Libraries	111,611.00	Self-Liquidating		Balance December 31, 1984	12,279.00
Other Educational Services		Other	2,882,000.00	CURRENT FINANCES DECEMBER 31, 1984	
STATUTORY EXPENDITURES		Total	3,434,000.00	ASSETS	
Pensions & F. I. C. A.	145,691.39	EQUALIZED VALUATION BASIS		Cash Dec. 31, 1984	1,228,075.87
Employee Fringe Benefits	68,296.90	FOR NET DEBT COMPUTATION	217,051,553	Taxes Receivable	102,660.04
Other Statutory Expenditures	5,000.00	REAL PROPERTY VALUATIONS		Tax Title Liens	20,633.81
CETA And Other Public Employment Programs		Code Class # of Parcels % VAL'N		Foreclosed Property	12,279.00
MUNICIPAL FUNCTIONS TOTAL	2,010,380.73	1 Vacant Land 62 .90	1,972,249.00	Emergencies & Other Deferred Charges	50,000.00
CAPITAL IMPROVEMENTS *MEMO*	25,000.00	2 Residential 2428 92.65	202,946,125.00	State and Federal Aid Receivable	
DEBT SERVICE		3 Farm		Other Receivables	10,990.41
Principal Payments	110,000.00	4a Commercial 48 4.89	10,704,658.00	Total	1,424,639.13
Interest Payments	95,321.77	4b Industrial 21 1.56	3,423,100.00	LIABILITIES, RESERVES, AND SURPLUS	
		4c Apartments		Cash Liabilities	920,619.74
		Total 2559	219,046,132.00	Reserves for Receivables	146,563.26
DEFERRED CHARGES	13,000.00	Land Area 1.29 Sq. Miles		Surplus Dec. 31, 1984	357,456.13
SCHOOL, COUNTY, SPECIAL DISTRICT TAXES	5,449,652.36	Net Valuation Taxable-Municipal	220,097,732	Total	1,424,639.13
RESERVE FOR UNCOLLECTED TAXES	191,100.00	Net Valuation Taxable-County	218,466,067		
EXPENDITURES TOTAL	7,869,954.86	State Equalized Valuation	235,133,942		
		State Equalization Ratio	93.58		

1807
Population 1980
Population 1984
S & P Rating
Moody Rating

677
694

General Tax Rate Per \$100.

2.71
State Equalized Tax Rate
1.39

FAR HILLS BORO. - SOMERSET CO.

Form of Government:

Borough Council

Number of Members on Governing Body - 6

PER CAPITA:

Gross Debt 479.11
Net Debt 479.11
Debt Service
Total Tax Levy 1,237.87
Municipal Expenditures 680.80

PER CENT:

Gross Debt .55
Net Debt .55
Tax Levy Collected 95.77
Tax Levy Cancelled, Abated or Adjusted .25

EXPENDITURES		REVENUES-REALIZED		1984 PROPERTY TAX	
GENERAL GOVERNMENT				STATE EQUALIZED TAX RATE	
Governing Body & Public Boards				Local District School Taxes	232,000.00
Municipal Clerk				Regional & Consolidated School Tax	
Financial Administration	10,132.00	1984 Property Taxes Collected	323,082.86	School Taxes in Municipal Budget	
Assessment of Taxes	3,128.20	1984 Payments in Lieu of Taxes		County Taxes	301,362.00
Collection of Taxes	4,199.39	Delinquent Tax & Lien Collections	33,446.38	County Library Taxes	
Planning, Housing & Development	11,041.42	Business Personalty Replacement Taxes	10,591.16	Local Municipal Purpose Taxes	321,957.55
Human Resources		Taxes from Public Utilities	47,194.00	Veteran & Senior Citizen Taxes	4,350.00
Elections		Other Miscellaneous Tax Revenues		Total Taxes for Rate Computation	859,669.55
General Administration (other)	71,013.61	State Aid Revenues	5,292.01	Special District Taxes	
JUDICIARY		Federal Aid Revenues		Bank Corp. Taxes	741.58
Municipal Courts	5,720.00	State and Local Fiscal Assistance Act Utilized	2,743.58	Added and Omitted Taxes	3,020.54
PUBLIC SAFETY		Sale of Acquired Property		Total Taxes Levied - ABSTRACT	859,081.67
Fire Protection	17,810.00	Other Miscellaneous Revenues	4,931.00	Total Taxes Billed	859,425.45
Police Protection	125,226.58	Total	927,230.99	1984 TAXES COLLECTED	823,082.86
Civil Defense & Disaster Control		Prior Years Surplus Appropriated	80,000.00	1984 Taxes Cancelled, Abated or Adjusted	2,130.06
Environmental Inspection & Control	10,991.00	REVENUES TOTAL	1,007,280.99	Transfer to Tax Title Liens or Foreclosed	8,203.17
Other Public Safety		Reserve For Uncollected Taxes	52,137.45	Balance Outstanding Dec. 31, 1984	26,009.36
PUBLIC WORKS		CAPITAL OUTLAY TOTAL	56,428.81	PRIOR YEARS TAXES OUTSTANDING	
Streets and Drainage	24,300.00			Balance January 1, 1984	37,879.94
Sewers and Sewage Processing	45,000.00	Public Enterprises		Collected in 1984	33,446.38
Garbage and Trash Disposal	3,000.00	Recreation—Culture		Cancelled, Abated or Adjusted 1984	
Public Buildings and Grounds	13,758.58	Public Works	50,682.84	Transfers to Tax Title Liens or Foreclosed	4,433.56
Other Public Works		Buildings and Grounds	5,745.97	Balance December 31, 1984	
HEALTH and WELFARE		Library and Education		TAX TITLE LIENS OUTSTANDING	
Health Services Except Environmental	2,896.00	Conservation		Balance January 1, 1984	10,548.03
Welfare-Public Assistance	804.83	All Other		Transfer From Taxes	13,619.90
Hospitals, Clinics, First Aid	1,000.00			Redeemed in 1984	
Animal, Insect, & Rodent Control		CAPITAL DEBT AUTHORIZED, DECEMBER 31, 1984		Cancelled, Abated or Adjusted (1984)	
Other Welfare Services		ISSUED AND UNISSUED GROSS DEBT NET DEBT		Transfers to Foreclosed Property	
RECREATION and CONSERVATION		School		Balance December 31, 1984	24,167.93
Beaches and Boardwalks		Self-Liquidating		PROPERTY ACQUIRED BY DEED OR	
Parks, Playgrounds, Shade Trees	4,565.17	Other	332,500	FORECLOSURE	
Land Reclamation & Conservation	5.80	Total	332,500	Balance January 1, 1984	
Other Recreational Services	500.00			Transfers From Taxes or Liens	
EDUCATION (excluding schools)		ISSUED AND OUTSTANDING		Sale for Cash (1984)	
Libraries	16,437.75	School		Cancelled, Abated or Adjusted (1984)	
Other Educational Services		Self-Liquidating		Balance December 31, 1984	
STATUTORY EXPENDITURES		Other		CURRENT FINANCES DECEMBER 31, 1984	
Pensions & F. I. C. A.	16,239.17	Total		ASSETS	
Employee Fringe Benefits		EQUALIZED VALUATION BASIS		Cash Dec. 31, 1984	232,806.91
Other Statutory Expenditures	1,500.00	FOR NET DEBT COMPUTATION	60,002,262	Taxes Receivable	26,009.36
CETA And Other Public Employment Programs		REAL PROPERTY VALUATIONS		Tax Title Liens	24,167.93
MUNICIPAL FUNCTIONS TOTAL	389,269.50	Code Class # of Parcels % VAL'N		Foreclosed Property	
CAPITAL IMPROVEMENTS *MEMO*	30,000.00	1 Vacant Land 30 5.95	1,863,900.00	Emergencies & Other Deferred Charges	
DEBT SERVICE		2 Residential 193 79.65	24,958,400.00	State and Federal Aid Receivable	4,140.76
Principal Payments		3 Farm 22 5.89	1,845,300.00	Other Receivables	185.96
Interest Payments		4a Commercial 20 8.51	2,666,300.00	Total	287,310.92
DEFERRED CHARGES	31,067.57	4b Industrial		LIABILITIES, RESERVES, AND SURPLUS	
SCHOOL, COUNTY, SPECIAL DISTRICT TAXES	533,362.00	4c Apartments		Cash Liabilities	74,694.18
RESERVE FOR UNCOLLECTED TAXES	52,137.45	Total 265	31,334,400.00	Reserves for Receivables	50,363.25
EXPENDITURES TOTAL	1,005,336.52	Land Area 4.90 Sq. Miles		Surplus Dec. 31, 1984	162,253.49
		Net Valuation Taxable-Municipal	31,601,657	Total	287,310.92
		Net Valuation Taxable-County	59,557,591		
		State Equalized Valuation	61,202,601		
		State Equalization Ratio	51.43		

1314
Population 1980 1,348
Population 1984 1,353
S & P Rating
Moody Rating

General Tax Rate Per \$100. 2.07
State Equalized Tax Rate 2.53

FARMINGDALE BORO. — MONMOUTH CO.
Form of Government:
Borough Council
Number of Members on Governing Body — 6

PER CAPITA:
Gross Debt 2,104.92
Net Debt 1,318.80
Debt Service 77.34
Total Tax Levy 622.63
Municipal Expenditures 247.49
PER CENT:
Gross Debt 10.65
Net Debt 6.67
Tax Levy Collected 96.29
Tax Levy Cancelled, Abated or Adjusted .11

EXPENDITURES		REVENUES-REALIZED		1984 PROPERTY TAX	
GENERAL GOVERNMENT				STATE EQUALIZED TAX RATE — 1.43	
Governing Body & Public Boards		1984 Property Taxes Collected	802,105.31	Local District School Taxes	457,645.75
Municipal Clerk		1984 Payments in Lieu of Taxes		Regional & Consolidated School Tax	163,857.99
Financial Administration	4,474.14	Delinquent Tax & Lien Collections	35,043.63	School Taxes in Municipal Budget	
Assessment of Taxes	6,331.17	Business Personalty Replacement Taxes	22,076.80	County Taxes	159,181.78 *
Collection of Taxes	3,949.14	Taxes from Public Utilities	55,102.00	County Library Taxes	5,887.37
Planning, Housing & Development	1,263.50	Other Miscellaneous Tax Revenues		Local Municipal Purpose Taxes	40,086.06
Human Resources		State Aid Revenues	9,370.57	Veteran & Senior Citizen Taxes	11,000.00
Elections	400.00	Federal Aid Revenues		Total Taxes for Rate Computation	837,658.95
General Administration (other)	46,237.75	State and Local Fiscal Assistance Act Utilized	5,636.83	Special District Taxes	
JUDICIARY		Sale of Acquired Property		Bank Corp. Taxes	9,491.61
Municipal Courts	6,211.31	Other Miscellaneous Revenues	154,515.74	Added and Omitted Taxes	6,270.71
PUBLIC SAFETY		Total	1,083,350.88	Total Taxes Levied - ABSTRACT	842,421.27
Fire Protection	9,850.00	Prior Years Surplus Appropriated	179,750.00	Total Taxes Billed	833,012.21
Police Protection	32,599.63	REVENUES	TOTAL	1984 TAXES COLLECTED	802,105.31
Civil Defense & Disaster Control	100.00	Reserve For Uncollected Taxes	58,991.23	1984 Taxes Cancelled, Abated or Adjusted	909.82
Environmental Inspection & Control	4,655.83	CAPITAL OUTLAY	TOTAL	Transfer to Tax Title Liens or Foreclosed	36.89
Other Public Safety			169,288.29	Balance Outstanding Dec. 31, 1984	29,960.19
PUBLIC WORKS				PRIOR YEARS TAXES OUTSTANDING	
Streets and Drainage	22,272.42	Public Enterprises		Balance January 1, 1984	32,269.03
Sewers and Sewage Processing	6,200.00	Recreation—Culture		Collected in 1984	32,143.08
Garbage and Trash Disposal	832.96	Public Works	165,544.81	Cancelled, Abated or Adjusted 1984	
Public Buildings and Grounds	10,704.76	Buildings and Grounds	3,743.43	Transfers to Tax Title Liens or Foreclosed	
Other Public Works		Library and Education		Balance December 31, 1984	125.95
HEALTH and WELFARE		Conservation		TAX TITLE LIENS OUTSTANDING	
Health Services Except Environmental		All Other		Balance January 1, 1984	3,078.67
Welfare-Public Assistance	100.00	CAPITAL DEBT AUTHORIZED, DECEMBER 31, 1984		Transfer From Taxes	36.89
Hospitals, Clinics, First Aid		ISSUED AND UNISSUED	GROSS DEBT	Redeemed in 1984	2,900.55
Animal, Insect, & Rodent Control		School	839,460	Cancelled, Abated or Adjusted (1984)	
Other Welfare Services		Self-liquidating	189,000	Transfers to Foreclosed Property	
RECREATION and CONSERVATION		Other	1,769,489	Balance December 31, 1984	215.01
Beaches and Boardwalks		Total	2,847,950	PROPERTY ACQUIRED BY DEED OR	
Parks, Playgrounds, Shade Trees	280.00	ISSUED AND OUTSTANDING		FORECLOSURE	
Land Reclamation & Conservation		School	389,460.83	Balance January 1, 1984	
Other Recreational Services	1,200.00	Self-Liquidating	189,000.00	Transfers From Taxes or Liens	
EDUCATION (excluding schools)		Other	1,664,000.00	Sale for Cash (1984)	
Libraries		Total	2,742,460.83	Cancelled, Abated or Adjusted (1984)	
Other Educational Services		EQUALIZED VALUATION BASIS		Balance December 31, 1984	
STATUTORY EXPENDITURES		FOR NET DEBT COMPUTATION	26,738,482	CURRENT FINANCES DECEMBER 31, 1984	
Pensions & F. I. C. A.	6,436.94	REAL PROPERTY VALUATIONS		ASSETS	
Employee Fringe Benefits	2,394.31	Code Class # of Parcels % VAL'N	ASSESSED VALUATION	Cash Dec. 31, 1984	619,807.27
Other Statutory Expenditures	800.00	1 Vacant Land 53 2.65	654,300.00	Taxes Receivable	30,086.14
CETA And Other Public Employment Programs		2 Residential 289 61.01	15,056,100.00	Tax Title Liens	215.01
MUNICIPAL FUNCTIONS	TOTAL	3 Farm 4 1.20	295,400.00	Foreclosed Property	
CAPITAL IMPROVEMENTS	*MEMO*	4a Commercial 32 16.72	4,126,000.00	Emergencies & Other Deferred Charges	8,896.05
DEBT SERVICE		4b Industrial 5 6.66	1,643,400.00	State and Federal Aid Receivable	5,000.00
Principal Payments	96,294.29	4c Apartments 2 11.77	2,904,800.00	Other Receivables	171,376.36
Interest Payments	8,350.00	Total 385	24,630,000.00	Total	835,380.83
DEFERRED CHARGES	3,925.00	Land Area .50 Sq. Miles		LIABILITIES, RESERVES, AND SURPLUS	
SCHOOL, COUNTY, SPECIAL DISTRICT TAXES	786,572.89	Net Valuation Taxable-Municipal	26,894,651	Cash Liabilities	393,468.02
RESERVE FOR UNCOLLECTED TAXES	58,991.23	Net Valuation Taxable-County	28,615,243	Reserves for Receivables	178,777.63
EXPENDITURES	TOTAL	State Equalized Valuation	31,566,787	Surplus Dec. 31, 1984	263,135.18
		State Equalization Ratio	84.11	Total	835,380.83

0314
 Population 1980 597
 Population 1984 609
 S & P Rating
 Moody Rating
 General Tax Rate Per \$100. 4.02
 State Equalized Tax Rate 2.16

FIELDSBORO BORO. - BURLINGTON CO.
Form of Government:
Borough Council
Number of Members on Governing Body - 6

PER CAPITA:
 Gross Debt 436.22
 Net Debt 436.22
 Debt Service 21.77
 Total Tax Levy 385.77
 Municipal Expenditures 314.28
 PER CENT:
 Gross Debt 2.81
 Net Debt 2.81
 Tax Levy Collected 82.10
 Tax Levy Cancelled, Abated or Adjusted 2.31

EXPENDITURES		REVENUES-REALIZED		1984 PROPERTY TAX	
GENERAL GOVERNMENT				STATE EQUALIZED TAX RATE 1.25	
Governing Body & Public Boards		1984 Property Taxes Collected	192,924.60	Local District School Taxes	136,223.00
Municipal Clerk		1984 Payments in Lieu of Taxes		Regional & Consolidated School Tax	
Financial Administration	4,575.00	Delinquent Tax & Lien Collections	32,203.34	School Taxes in Municipal Budget	
Assessment of Taxes	8,200.00	Business Personalty Replacement Taxes	65,648.24	County Taxes	73,867.60
Collection of Taxes	3,680.00	Taxes from Public Utilities	30,748.00	County Library Taxes	4,117.03
Planning, Housing & Development	1,100.00	Other Miscellaneous Tax Revenues		Local Municipal Purpose Taxes	20,631.00
Human Resources		State Aid Revenues	4,179.68	Veteran & Senior Citizen Taxes	6,900.00
Elections		Federal Aid Revenues		Total Taxes for Rate Computation	241,738.63
General Administration (other)	39,980.00	State and Local Fiscal Assistance Act Utilized	4,930.00	Special District Taxes	
JUDICIARY		Sale of Acquired Property		Bank Corp. Taxes	
Municipal Courts	8,450.00	Other Miscellaneous Revenues	63,428.82	Added and Omitted Taxes	95.73
PUBLIC SAFETY		Total	394,062.68	Total Taxes Levied - ABSTRACT	234,934.36
Fire Protection	3,200.00	Prior Years Surplus Appropriated	26,230.00	Total Taxes Billed	234,989.90
Police Protection	20,375.00	REVENUES TOTAL	420,292.68	1984 TAXES COLLECTED	192,924.60
Civil Defense & Disaster Control	360.00	Reserve For Uncollected Taxes	34,659.83	1984 Taxes Cancelled, Abated or Adjusted	5,422.96
Environmental Inspection & Control				Transfer to Tax Title Liens or Foreclosed	2,359.78
Other Public Safety				Balance Outstanding Dec. 31, 1984	34,282.56
PUBLIC WORKS		CAPITAL OUTLAY TOTAL		PRIOR YEARS TAXES OUTSTANDING	
Streets and Drainage	23,573.00	Public Enterprises		Balance January 1, 1984	30,014.60
Sewers and Sewage Processing		Recreation—Culture		Collected in 1984	25,960.61
Garbage and Trash Disposal	15,540.00	Public Works		Cancelled, Abated or Adjusted 1984	
Public Buildings and Grounds	3,500.00	Buildings and Grounds		Transfers to Tax Title Liens or Foreclosed	157.11
Other Public Works		Library and Education		Balance December 31, 1984	3,896.88
HEALTH and WELFARE		Conservation		TAX TITLE LIENS OUTSTANDING	
Health Services Except Environmental	50.00	All Other		Balance January 1, 1984	15,983.28
Welfare-Public Assistance	400.00			Transfer From Taxes	2,542.92
Hospitals, Clinics, First Aid		CAPITAL DEBT AUTHORIZED, DECEMBER 31, 1984		Redeemed in 1984	6,242.73
Animal, Insect, & Rodent Control		ISSUED AND UNISSUED GROSS DEBT NET DEBT		Cancelled, Abated or Adjusted (1984)	
Other Welfare Services		School		Transfers to Foreclosed Property	
RECREATION and CONSERVATION		Self-liquidating		Balance December 31, 1984	12,283.47
Beaches and Boardwalks		Other	265,659	PROPERTY ACQUIRED BY DEED OR FORECLOSURE	
Parks, Playgrounds, Shade Trees	3,000.00	Total	265,659	Balance January 1, 1984	300.00
Land Reclamation & Conservation				Transfers From Taxes or Liens	
Other Recreational Services		ISSUED AND OUTSTANDING		Sale for Cash (1984)	
EDUCATION (excluding schools)		School		Cancelled, Abated or Adjusted (1984)	
Libraries	50.00	Self-Liquidating		Balance December 31, 1984	300.00
Other Educational Services		Other	13,000.00	CURRENT FINANCES DECEMBER 31, 1984	
STATUTORY EXPENDITURES		Total	13,000.00	ASSETS	
Pensions & F. I. C. A.	5,270.27	EQUALIZED VALUATION BASIS FOR NET DEBT COMPUTATION	9,464,318	Cash Dec. 31, 1984	126,900.23
Employee Fringe Benefits		REAL PROPERTY VALUATIONS		Taxes Receivable	38,179.44
Other Statutory Expenditures	415.00	Code Class # of Parcels % VAL'N	ASSESSED VALUATION	Tax Title Liens	12,283.47
CETA And Other Public Employment Programs		1 Vacant Land 31 2.91	168,590.00	Foreclosed Property	300.00
MUNICIPAL FUNCTIONS TOTAL	141,718.27	2 Residential 166 63.33	3,671,370.00	Emergencies & Other Deferred Charges	8,376.54
CAPITAL IMPROVEMENTS *MEMO*	500.00	3 Farm		State and Federal Aid Receivable	
DEBT SERVICE		4a Commercial 6 6.97	404,050.00	Other Receivables	71.24
Principal Payments	12,618.68	4b Industrial 1 26.79	1,553,100.00	Total	186,110.92
Interest Payments	538.32	4c Apartments		LIABILITIES, RESERVES, AND SURPLUS	
		Total 204	5,797,110.00	Cash Liabilities	46,852.72
DEFERRED CHARGES	1,761.89	Land Area .30 Sq. Miles		Reserves for Receivables	50,834.15
SCHOOL, COUNTY, SPECIAL DISTRICT TAXES	214,207.63	Net Valuation Taxable-Municipal	5,847,501	Surplus Dec. 31, 1984	88,424.05
RESERVE FOR UNCOLLECTED TAXES	34,659.83	Net Valuation Taxable-County	12,318,690	Total	186,110.92
EXPENDITURES TOTAL	405,604.62	State Equalized Valuation	10,831,700		
		State Equalization Ratio	53.77		

1009
 Population 1980 4,132
 Population 1984 4,343
 S & P Rating
 Moody Rating A1
 General Tax Rate Per \$100. 4.20
 State Equalized Tax Rate 2.45

FLEMINGTON BORO. - BURLINGTON CO.
Form of Government:
Borough Council
Number of Members on Governing Body - 6

PER CAPITA:
 Gross Debt 397.62
 Net Debt 119.45
 Debt Service
 Total Tax Levy 841.48
 Municipal Expenditures 417.07
 PER CENT:
 Gross Debt 1.30
 Net Debt .39
 Tax Levy Collected 97.60
 Tax Levy Cancelled, Abated or Adjusted

EXPENDITURES		REVENUES-REALIZED		1984 PROPERTY TAX	
GENERAL GOVERNMENT				STATE EQUALIZED TAX RATE	
Governing Body & Public Boards		1984 Property Taxes Collected	3,536,227.34	Local District School Taxes	
Municipal Clerk		1984 Payments in Lieu of Taxes		Regional & Consolidated School Tax 1.54	2,223,094.61
Financial Administration	20,100.00	Delinquent Tax & Lien Collections	104,370.42	School Taxes in Municipal Budget	
Assessment of Taxes	54,250.00	Business Personalty Replacement Taxes	103,091.24	County Taxes .47	679,113.51
Collection of Taxes	9,400.00	Taxes from Public Utilities	215,868.00	County Library Taxes	
Planning, Housing & Development	41,300.00	Other Miscellaneous Tax Revenues		Local Municipal Purpose Taxes .44	629,076.14
Human Resources	100.00	State Aid Revenues	39,631.71	Veteran & Senior Citizen Taxes	27,550.00
Elections		Federal Aid Revenues		Total Taxes for Rate Computation 2.45	3,558,834.26
General Administration (other)	163,783.34	State and Local Fiscal Assistance Act Utilized	32,277.28	Special District Taxes	
JUDICIARY		Sale of Acquired Property		Bank Corp. Taxes	34,189.60
Municipal Courts	28,357.72	Other Miscellaneous Revenues	596,300.45	Added and Omitted Taxes	89,076.75
PUBLIC SAFETY		Total	4,632,766.44	Total Taxes Levied - ABSTRACT	3,654,550.61
Fire Protection	40,900.00	Prior Years Surplus Appropriated	180,000.00	Total Taxes Billed	3,623,116.35
Police Protection	290,600.00	REVENUES TOTAL	4,812,766.44	1984 TAXES COLLECTED	3,536,227.34
Civil Defense & Disaster Control	1,000.00	Reserve For Uncollected Taxes	139,963.05	1984 Taxes Cancelled, Abated or Adjusted	
Environmental Inspection & Control	16,050.00	CAPITAL OUTLAY TOTAL	309,812.47	Transfer to Tax Title Liens or Foreclosed	1,377.60
Other Public Safety		Public Enterprises	22,948.41	Balance Outstanding Dec. 31, 1984	85,511.41
PUBLIC WORKS		Recreation—Culture		PRIOR YEARS TAXES OUTSTANDING	
Streets and Drainage	216,970.00	Public Works	58,619.25	Balance January 1, 1984	104,164.97
Sewers and Sewage Processing	388,000.00	Buildings and Grounds	228,244.81	Collected in 1984	101,308.98
Garbage and Trash Disposal	25,000.00	Library and Education		Cancelled, Abated or Adjusted 1984	
Public Buildings and Grounds	22,800.00	Conservation		Transfers to Tax Title Liens or Foreclosed	
Other Public Works		All Other		Balance December 31, 1984	2,855.99
HEALTH and WELFARE				TAX TITLE LIENS OUTSTANDING	
Health Services Except Environmental	2,900.00			Balance January 1, 1984	5,358.49
Welfare-Public Assistance	3,060.00			Transfer From Taxes	1,377.60
Hospitals, Clinics, First Aid				Redeemed in 1984	3,061.44
Animal, Insect, & Rodent Control	2,200.00			Cancelled, Abated or Adjusted (1984)	
Other Welfare Services				Transfers to Foreclosed Property	
RECREATION and CONSERVATION				Balance December 31, 1984	3,674.65
Beaches and Boardwalks				PROPERTY ACQUIRED BY DEED OR FORECLOSURE	
Parks, Playgrounds, Shade Trees	14,700.00			Balance January 1, 1984	24,000.00
Land Reclamation & Conservation	3,500.00			Transfers From Taxes or Liens	
Other Recreational Services	11,600.00			Sale for Cash (1984)	
EDUCATION (excluding schools)				Cancelled, Abated or Adjusted (1984)	
Libraries	72,250.00			Balance December 31, 1984	24,000.00
Other Educational Services				CURRENT FINANCES DECEMBER 31, 1984	
STATUTORY EXPENDITURES				ASSETS	
Pensions & F. I. C. A.	80,745.82			Cash Dec. 31, 1984	885,582.52
Employee Fringe Benefits	43,000.00			Taxes Receivable	88,367.40
Other Statutory Expenditures	1,000.00			Tax Title Liens	3,674.65
CETA And Other Public Employment Programs				Foreclosed Property	24,000.00
MUNICIPAL FUNCTIONS TOTAL	1,558,566.88			Emergencies & Other Deferred Charges	47,745.82
CAPITAL IMPROVEMENTS *MEMO*	22,295.22			State and Federal Aid Receivable	175.00
DEBT SERVICE				Other Receivables	76,259.56
Principal Payments				Total	1,125,804.95
Interest Payments				LIABILITIES, RESERVES, AND SURPLUS	
DEFERRED CHARGES	112,805.56			Cash Liabilities	394,572.08
SCHOOL, COUNTY, SPECIAL DISTRICT TAXES	2,902,208.12			Reserves for Receivables	192,301.61
RESERVE FOR UNCOLLECTED TAXES	139,963.05			Surplus Dec. 31, 1984	538,931.26
EXPENDITURES TOTAL	4,713,543.61			Total	1,125,804.95

0315

Population 1980 9,084
 Population 1984 9,238
 S & P Rating
 Moody Rating AAA

General Tax Rate Per \$100. 3.29
 State Equalized Tax Rate 2.42

FLORENCE TWP. - BURLINGTON COUNTY
Form of Government:
Mayor-Council Plan F (OMCL 50)
Number of Members on Governing Body - 5

PER CAPITA:
 Gross Debt 606.10
 Net Debt 533.01
 Debt Service 40.40
 Total Tax Levy 526.42
 Municipal Expenditures 334.17

PER CENT:
 Gross Debt 3.19
 Net Debt 2.81
 Tax Levy Collected 90.57
 Tax Levy Cancelled, Abated or Adjusted .08

EXPENDITURES		REVENUES-REALIZED		1984 PROPERTY TAX	
GENERAL GOVERNMENT				STATE EQUALIZED TAX RATE \rightarrow	
Governing Body & Public Boards	20,350.00	1984 Property Taxes Collected 4,395,343.66		Local District School Taxes 1.40	2,656,043.50
Municipal Clerk	52,850.00	1984 Payments in Lieu of Taxes		Regional & Consolidated School Tax	
Financial Administration	44,038.36	Delinquent Tax & Lien Collections 223,385.67		School Taxes in Municipal Budget	
Assessment of Taxes	148,476.91	Business Personalty Replacement Taxes 415,378.98		County Taxes .62	1,180,731.44
Collection of Taxes	43,323.71	Taxes from Public Utilities 564,351.00		County Library Taxes .03	65,824.70
Planning, Housing & Development	40,241.33	Other Miscellaneous Tax Revenues		Local Municipal Purpose Taxes .36	688,277.15
Human Resources		State Aid Revenues 99,177.63		Veteran & Senior Citizen Taxes	156,700.00
Elections	3,000.00	Federal Aid Revenues		Total Taxes for Rate Computation 2.41	4,747,576.79
General Administration (other)	224,142.69	State and Local Fiscal Assistance Act Utilized 39,067.76		Special District Taxes	218,000.00
JUDICIARY		Sale of Acquired Property 20,628.42		Bank Corp. Taxes	11,046.10
Municipal Courts	26,725.00	Other Miscellaneous Revenues 394,635.39		Added and Omitted Taxes	43,186.88
PUBLIC SAFETY		Total 6,152,968.51		Total Taxes Levied - ABSTRACT	4,863,109.77
Fire Protection	1,166.05	Prior Years Surplus Appropriated 634,118.40		Total Taxes Billed	4,854,148.83
Police Protection	547,442.00	REVENUES TOTAL 6,787,386.91		1984 TAXES COLLECTED	4,396,343.66
Civil Defense & Disaster Control	1,044.00	Reserve For Uncollected Taxes 626,007.59		1984 Taxes Cancelled, Abated or Adjusted	4,105.91
Environmental Inspection & Control	21,437.27	CAPITAL OUTLAY TOTAL 601,819.97		Transfer to Tax Title Liens or Foreclosed	19,987.19
Other Public Safety		Public Enterprises 96,245.18		Balance Outstanding Dec. 31, 1984	433,712.07
PUBLIC WORKS		Recreation—Culture 288,039.56		PRIOR YEARS TAXES OUTSTANDING	
Streets and Drainage	223,567.58	Public Works 156,351.95		Balance January 1, 1984	229,705.71
Sewers and Sewage Processing	222,954.57	Buildings and Grounds 61,183.28		Collected in 1984	213,176.60
Garbage and Trash Disposal		Library and Education		Cancelled, Abated or Adjusted 1984	
Public Buildings and Grounds	123,200.00	Conservation		Transfers to Tax Title Liens or Foreclosed	959.12
Other Public Works		All Other		Balance December 31, 1984	15,569.99
HEALTH and WELFARE		CAPITAL DEBT AUTHORIZED, DECEMBER 31, 1984		TAX TITLE LIENS OUTSTANDING	
Health Services Except Environmental	2,650.00	ISSUED AND UNISSUED GROSS DEBT NET DEBT		Balance January 1, 1984	59,152.38
Welfare-Public Assistance	10,900.00	School 76,000		Transfer From Taxes	21,121.14
Hospitals, Clinics, First Aid		Self-liquidating 2,057,360		Redeemed in 1984	10,209.07
Animal, Insect, & Rodent Control	1,200.00	Other 3,465,816		Cancelled, Abated or Adjusted (1984)	
Other Welfare Services		Total 5,599,176		Transfers to Foreclosed Property	
RECREATION and CONSERVATION		ISSUED AND OUTSTANDING		Balance December 31, 1984	70,064.45
Beaches and Boardwalks		School 76,000.00		PROPERTY ACQUIRED BY DEED OR	
Parks, Playgrounds, Shade Trees	53,400.00	Self-liquidating 2,019,260.00		FORECLOSURE	
Land Reclamation & Conservation	300.00	Other 2,902,116.00		Balance January 1, 1984	30,568.93
Other Recreational Services	31,366.82	Total 4,997,376.00		Transfers From Taxes or Liens	
EDUCATION (excluding schools)		EQUALIZED VALUATION BASIS		Sale for Cash (1984)	20,628.42
Libraries	23,415.00	FOR NET DEBT COMPUTATION 175,384,201		Cancelled, Abated or Adjusted (1984)	
Other Educational Services		REAL PROPERTY VALUATIONS		Balance December 31, 1984	9,940.51
STATUTORY EXPENDITURES		Code Class # of Parcels % VAL'N ASSESSED VALUATION		CURRENT FINANCES DECEMBER 31, 1984	
Pensions & F. I. C. A.	148,546.13	1 Vacant Land 349 4.10 5,637,790.00		ASSETS	
Employee Fringe Benefits	68,000.00	2 Residential 2931 68.98 94,900,725.00		Cash Dec. 31, 1984	1,054,969.07
Other Statutory Expenditures		3 Farm 147 2.11 2,913,365.00		Taxes Receivable	449,282.06
CETA And Other Public Employment Programs		4a Commercial 137 10.05 13,829,140.00		Tax Title Liens	70,064.45
MUNICIPAL FUNCTIONS TOTAL 2,084,237.42		4b Industrial 18 13.58 18,678,390.00		Foreclosed Property	9,940.51
CAPITAL IMPROVEMENTS *MEMO*		4c Apartments 9 1.18 1,625,765.00		Emergencies & Other Deferred Charges	126,000.00
DEBT SERVICE		Total 3591 137,585,175.00		State and Federal Aid Receivable	
Principal Payments	152,972.42	Land Area 9.65 Sq. Miles		Other Receivables	105.54
Interest Payments	220,285.94	Net Valuation Taxable-Municipal 139,610,031		Total	1,710,361.63
DEFERRED CHARGES	3,550.00	Net Valuation Taxable-County 196,955,932		LIABILITIES, RESERVES, AND SURPLUS	
SCHOOL, COUNTY, SPECIAL DISTRICT TAXES	4,120,599.64	State Equalized Valuation 189,142,644		Cash Liabilities	344,814.52
RESERVE FOR UNCOLLECTED TAXES	626,007.59	State Equalization Ratio 73.53		Reserves for Receivables	529,392.56
EXPENDITURES TOTAL 7,207,653.01				Surplus Dec. 31, 1984	836,154.55
				Total	1,710,361.63

1411
 Population 1980 9,359
 Population 1984 10,430
 S & P Rating
 Moody Rating AA1
 General Tax Rate Per \$100. 2.33
 State Equalized Tax Rate 1.53

FLORHAM PARK BOROUGH – MORRIS CO.
Form of Government:
Borough Council
Number of Members on Governing Body – 6

PER CAPITA:
 Gross Debt 451.32
 Net Debt 314.44
 Debt Service 62.41
 Total Tax Levy 1,011.83
 Municipal Expenditures 403.54
 PER CENT:
 Gross Debt .77
 Net Debt .54
 Tax Levy Collected 99.06
 Tax Levy Cancelled, Abated or Adjusted .06

EXPENDITURES		REVENUES-REALIZED		1984 PROPERTY TAX	
GENERAL GOVERNMENT				STATE EQUALIZED TAX RATE	
Governing Body & Public Boards		1984 Property Taxes Collected	10,472,991.63	Local District School Taxes .47	3,216,570.00
Municipal Clerk		1984 Payments in Lieu of Taxes		Regional & Consolidated School Tax .38	2,545,668.27
Financial Administration	82,210.00	Delinquent Tax & Lien Collections	30,196.76	School Taxes in Municipal Budget	
Assessment of Taxes	157,163.00	Business Personalty Replacement Taxes	229,767.60	County Taxes .40	2,691,997.21
Collection of Taxes	3,200.00	Taxes from Public Utilities	784,729.53	County Library Taxes	
Planning, Housing & Development	37,345.00	Other Miscellaneous Tax Revenues		Local Municipal Purpose Taxes .27	1,861,150.92
Human Resources	11,300.00	State Aid Revenues	101,191.90	Veteran & Senior Citizen Taxes	54,100.00
Elections	4,300.00	Federal Aid Revenues		Total Taxes for Rate Computation 1.52	10,369,486.40
General Administration (other)	505,553.00	State and Local Fiscal Assistance Act Utilized	83,593.00	Special District Taxes	
JUDICIARY		Sale of Acquired Property		Bank Corp. Taxes	19,647.24
Municipal Courts	37,004.00	Other Miscellaneous Revenues	454,328.34	Added and Omitted Taxes	218,329.24
PUBLIC SAFETY		Total	12,206,803.76	Total Taxes Levied - ABSTRACT	10,553,362.88
Fire Protection	53,750.00	Prior Years Surplus Appropriated	680,000.00	Total Taxes Billed	10,572,490.70
Police Protection	775,084.00	REVENUES TOTAL	12,886,803.76	1984 TAXES COLLECTED	10,472,991.63
Civil Defense & Disaster Control	2,500.00	Reserve For Uncollected Taxes	413,181.90	1984 Taxes Cancelled, Abated or Adjusted	6,115.09
Environmental Inspection & Control	50,382.00	CAPITAL OUTLAY TOTAL	246,907.71	Transfer to Tax Title Liens or Foreclosed	4,154.39
Other Public Safety				Balance Outstanding Dec. 31, 1984	89,229.59
PUBLIC WORKS				PRIOR YEARS TAXES OUTSTANDING	
Streets and Drainage	353,877.00	Public Enterprises	9,179.03	Balance January 1, 1984	80,929.35
Sewers and Sewage Processing	93,000.00	Recreation—Culture	1,532.50	Collected in 1984	80,196.76
Garbage and Trash Disposal	108,084.00	Public Works	236,196.18	Cancelled, Abated or Adjusted 1984	.58
Public Buildings and Grounds	152,946.00	Buildings and Grounds		Transfers to Tax Title Liens or Foreclosed	
Other Public Works	51,980.00	Librory and Education		Balance December 31, 1984	732.01
HEALTH and WELFARE		Conservation		TAX TITLE LIENS OUTSTANDING	
Health Services Except Environmental	24,810.00	All Other		Balance January 1, 1984	5,315.30
Welfare-Public Assistance	2,800.00	CAPITAL DEBT AUTHORIZED, DECEMBER 31, 1984		Transfer From Taxes	4,154.39
Hospitals, Clinics, First Aid		ISSUED AND UNISSUED		Redeemed in 1984	
Animal, Insect, & Rodent Control	1,500.00	School	927,241	Cancelled, Abated or Adjusted (1984)	469.51
Other Welfare Services		Self-liquidating	630,500	Transfers to Foreclosed Property	
RECREATION and CONSERVATION		Other	3,149,542	Balance December 31, 1984	9,000.18
Beaches and Boardwalks		Total	4,707,283	PROPERTY ACQUIRED BY DEED OR	
Parks, Playgrounds, Shade Trees	8,000.00			FORECLOSURE	
Land Reclamation & Conservation				Balance January 1, 1984	13,140.00
Other Recreational Services	129,213.32	ISSUED AND OUTSTANDING		Transfers From Taxes or Liens	
EDUCATION (excluding schools)		School	927,241.68	Sale for Cash (1984)	
Libraries	150,500.00	Self-Liquidating	630,500.00	Cancelled, Abated or Adjusted (1984)	
Other Educational Services		Other	3,149,542.00	Balance December 31, 1984	13,140.00
STATUTORY EXPENDITURES		Total	4,707,283.68	CURRENT FINANCES DECEMBER 31, 1984	
Pensions & F. I. C. A.	239,522.55	EQUALIZED VALUATION BASIS		ASSETS	
Employee Fringe Benefits	93,770.00	FOR NET DEBT COMPUTATION	609,929,849	Cash Dec. 31, 1984	1,597,948.93
Other Statutory Expenditures	10,000.00	REAL PROPERTY VALUATIONS		Taxes Receivable	89,961.60
CETA And Other Public Employment Programs		Code Class # of Parcels % VAL'N		Tax Title Liens	9,000.18
MUNICIPAL FUNCTIONS TOTAL	3,144,793.87	1 Vacant Land 173 3.14	13,851,250.00	Foreclosed Property	13,140.00
CAPITAL IMPROVEMENTS *MEMO*	11,500.00	2 Residential 2757 47.12	207,626,300.00	Emergencies & Other Deferred Charges	109,345.00
DEBT SERVICE		3 Farm 2 .04	199,300.00	State and Federal Aid Receivable	4,866.46
Principal Payments	401,145.00	4a Commercial 91 17.29	76,185,650.00	Other Receivables	13,711.52
Interest Payments	249,803.00	4b Industrial 22 30.54	134,574,800.00	Total	1,837,973.69
DEFERRED CHARGES		4c Apartments 1 1.86	8,184,100.00	LIABILITIES, RESERVES, AND SURPLUS	
SCHOOL, COUNTY, SPECIAL DISTRICT TAXES	8,454,235.48	Total 3046	440,620,400.00	Cash Liabilities	519,649.10
RESERVE FOR UNCOLLECTED TAXES	413,181.80	Land Area 7.50 Sq. Miles		Reserves for Receivables	125,813.30
EXPENDITURES TOTAL	12,663,159.15	Net Valuation Taxable-Municipal	444,384,613	Surplus Dec. 31, 1984	1,192,511.29
		Net Valuation Taxable-County	739,628,133	Total	1,837,973.69
		State Equalized Valuation	676,364,427		
		State Equalization Ratio	65.51		

0110
Population 1980 1,892
Population 1984 1,947
S & P Rating
Moody Rating

General Tax Rate Per \$100. 6.80
State Equalized Tax Rate 2.00

FOLSOM BOROUGH - ATLANTIC COUNTY
Form of Government:
Borough Council
Number of Members on Governing Body - 6

PER CAPITA:
Gross Debt 795.79
Net Debt 239.54
Debt Service 49.97
Total Tax Levy 600.36
Municipal Expenditures 284.82

PER CENT:
Gross Debt 3.11
Net Debt .94
Tax Levy Collected 90.12
Tax Levy Cancelled, Abated or Adjusted .77

EXPENDITURES		REVENUES-REALIZED		1984 PROPERTY TAX	
GENERAL GOVERNMENT				STATE EQUALIZED TAX RATE 1.28	745,490.50
Governing Body & Public Boards		1984 Property Taxes Collected	1,053,418.42	Local District School Taxes	
Municipal Clerk		1984 Payments in Lieu of Taxes		Regional & Consolidated School Tax	
Financial Administration	10,500.00	Delinquent Tax & Lien Collections	59,681.22	School Taxes in Municipal Budget	
Assessment of Taxes	7,150.00	Business Personalty Replacement Taxes	22,272.56	County Taxes	* 242,231.95
Collection of Taxes	11,225.00	Taxes from Public Utilities	133,392.00	County Library Taxes	.03 15,281.51
Planning, Housing & Development	4,700.00	Other Miscellaneous Tax Revenues		Local Municipal Purpose Taxes	.28 163,022.81
Human Resources	3,750.00	State Aid Revenues	13,651.37	Veteran & Senior Citizen Taxes	8,700.00
Elections		Federal Aid Revenues		Total Taxes for Rate Computation	2.01 1,174,726.77
General Administration (other)	68,000.00	State and Local Fiscal Assistance Act Utilized	9,597.65	Special District Taxes	
JUDICIARY		Sale of Acquired Property		Bank Corp. Taxes	
Municipal Courts	11,800.00	Other Miscellaneous Revenues	75,728.37	Added and Omitted Taxes	2,872.59
PUBLIC SAFETY		Total	1,367,741.59	Total Taxes Levied - ABSTRACT	1,168,899.36
Fire Protection	18,000.00	Prior Years Surplus Appropriated	100,000.00	Total Taxes Billed	1,168,917.79
Police Protection	3,500.00	REVENUES TOTAL	1,467,741.59	1984 TAXES COLLECTED	1,053,418.42
Civil Defense & Disaster Control	200.00	Reserve For Uncollected Taxes	114,710.33	1984 Taxes Cancelled, Abated or Adjusted	9,054.06
Environmental Inspection & Control	7,350.00	CAPITAL OUTLAY TOTAL	3,906.50	Transfer to Tax Title Liens or Foreclosed	14,225.59
Other Public Safety				Balance Outstanding Dec. 31, 1984	92,219.72
PUBLIC WORKS				PRIOR YEARS TAXES OUTSTANDING	
Streets and Drainage	87,343.01	Public Enterprises		Balance January 1, 1984	68,442.13
Sewers and Sewage Processing		Recreation—Culture	3,906.50	Collected in 1984	56,062.01
Garbage and Trash Disposal	63,000.00	Public Works		Cancelled, Abated or Adjusted 1984	1,160.71
Public Buildings and Grounds	6,400.00	Buildings and Grounds		Transfers to Tax Title Liens or Foreclosed	8,478.23
Other Public Works		Library and Education		Balance December 31, 1984	2,741.18
HEALTH and WELFARE		Conservation		TAX TITLE LIENS OUTSTANDING	
Health Services Except Environmental	275.00	All Other		Balance January 1, 1984	10,960.12
Welfare-Public Assistance	1,050.00	CAPITAL DEBT AUTHORIZED, DECEMBER 31, 1984		Transfer From Taxes	23,833.44
Hospitals, Clinics, First Aid	500.00	ISSUED AND UNISSUED		Redeemed in 1984	3,619.21
Animal, Insect, & Rodent Control	1,100.00	School	1,083,025	Cancelled, Abated or Adjusted (1984)	
Other Welfare Services		Self-liquidating		Transfers to Foreclosed Property	
RECREATION and CONSERVATION		Other	466,385	Balance December 31, 1984	31,174.35
Beaches and Boardwalks		Total	1,549,410	PROPERTY ACQUIRED BY DEED OR	
Parks, Playgrounds, Shade Trees	6,000.00			FORECLOSURE	
Land Reclamation & Conservation	100.00	ISSUED AND OUTSTANDING		Balance January 1, 1984	14,477.00
Other Recreational Services		School	15,000.00	Transfers From Taxes or Liens	
EDUCATION (excluding schools)		Self-Liquidating		Sale for Cash (1984)	
Libraries		Other	435,000.00	Cancelled, Abated or Adjusted (1984)	
Other Educational Services		Total	450,000.00	Balance December 31, 1984	14,477.00
STATUTORY EXPENDITURES		EQUALIZED VALUATION BASIS		CURRENT FINANCES DECEMBER 31, 1984	
Pensions & F. I. C. A.	17,542.11	FOR NET DEBT COMPUTATION	49,780,712	ASSETS	
Employee Fringe Benefits		REAL PROPERTY VALUATIONS		Cash Dec. 31, 1984	429,390.74
Other Statutory Expenditures	2,100.00	Code Class # of Parcels % VAL'N		Taxes Receivable	94,960.90
CETA And Other Public Employment Programs		1 Vacant Land 644 8.94	1,477,955.00	Tax Title Liens	31,174.35
MUNICIPAL FUNCTIONS TOTAL	331,585.12	2 Residential 604 68.44	11,316,515.00	Foreclosed Property	14,477.00
CAPITAL IMPROVEMENTS *MEMO*		3 Farm 55 1.38	227,000.00	Emergencies & Other Deferred Charges	5,229.64
DEBT SERVICE		4a Commercial 38 6.33	1,047,100.00	State and Federal Aid Receivable	4,995.45
Principal Payments	50,000.00	4b Industrial 10 14.92	2,467,510.00	Other Receivables	5,350.91
Interest Payments	47,287.50	4c Apartments		Total	585,578.99
DEFERRED CHARGES	10,952.10	Total 1351	16,536,080.00	LIABILITIES, RESERVES, AND SURPLUS	
SCHOOL, COUNTY, SPECIAL DISTRICT TAXES	1,003,003.96	Land Area 8.40 Sq. Miles		Cash Liabilities	274,729.31
RESERVE FOR UNCOLLECTED TAXES	114,710.33	Net Valuation Taxable-Municipal	17,160,296	Reserves for Receivables	145,963.16
EXPENDITURES TOTAL	1,557,539.01	Net Valuation Taxable-County	50,858,690	Surplus Dec. 31, 1984	164,886.52
		State Equalized Valuation	56,793,619	Total	585,578.99
		State Equalization Ratio	29.44		

0219

Population 1980 32,449
 Population 1984 33,101
 S & P Rating AAA
 Moody Rating AAA

General Tax Rate Per \$100.

2.45

State Equalized Tax Rate

1.68

FORT LEE BOROUGH – BERGEN COUNTY**Form of Government:****Borough Council****Number of Members on Governing Body – 6****PER CAPITA:**

Gross Debt 619.96
 Net Debt 382.99
 Debt Service 127.70
 Total Tax Levy 847.13
 Municipal Expenditures 521.85

PER CENT:

Gross Debt 1.47
 Net Debt .91
 Tax Levy Collected 96.67
 Tax Levy Cancelled, Abated or Adjusted .80

EXPENDITURES		REVENUES-REALIZED		1984 PROPERTY TAX	
GENERAL GOVERNMENT				STATE EQUALIZED TAX RATE →	
Governing Body & Public Boards	41,700.00	1984 Property Taxes Collected	27,147,367.19	Local District School Taxes .73	12,187,094.00
Municipal Clerk	97,789.00	1984 Payments in Lieu of Taxes	89,152.28	Regional & Consolidated School Tax	
Financial Administration	34,313.00	Delinquent Tax & Lien Collections	1,126,924.05	School Taxes in Municipal Budget	
Assessment of Taxes	80,330.00	Business Personalty Replacement Taxes	147,976.44	County Taxes .30	5,033,714.83
Collection of Taxes	125,084.00	Taxes from Public Utilities	1,169,939.00	County Library Taxes	
Planning, Housing & Development	21,950.00	Other Miscellaneous Tax Revenues		Local Municipal Purpose Taxes .64	10,625,610.94
Human Resources		State Aid Revenues	348,248.88	Veteran & Senior Citizen Taxes	182,100.00
Elections	11,530.00	Federal Aid Revenues		Total Taxes for Rate Computation 1.67	28,028,519.77
General Administration (other)	1,389,804.69	State and Local Fiscal Assistance Act Utilized	198,759.00	Special District Taxes	
JUDICIARY		Sale of Acquired Property		Bank Corp. Taxes	65,109.45
Municipal Courts	271,825.00	Other Miscellaneous Revenues	4,074,324.20	Added and Omitted Taxes	129,413.10
PUBLIC SAFETY		Total	34,303,291.04	Total Taxes Levied - ABSTRACT	28,040,942.32
Fire Protection	704,368.00	Prior Years Surplus Appropriated	520,000.00	Total Taxes Billed	28,081,753.71
Police Protection	3,281,682.94	REVENUES	34,823,291.04	1984 TAXES COLLECTED	27,147,367.19
Civil Defense & Disaster Control		Reserve For Uncollected Taxes	1,587,690.54	1984 Taxes Cancelled, Abated or Adjusted	225,254.09
Environmental Inspection & Control	180,299.30	CAPITAL OUTLAY	1,361,084.44	Transfer to Tax Title Liens or Foreclosed	4,324.25
Other Public Safety		Total		Balance Outstanding Dec. 31, 1984	704,808.18
PUBLIC WORKS				PRIOR YEARS TAXES OUTSTANDING	
Streets and Drainage	623,973.00	Public Enterprises		Balance January 1, 1984	1,730,896.49
Sewers and Sewage Processing	1,097,997.00	Recreation—Culture		Collected in 1984	1,126,924.05
Garbage and Trash Disposal	389,580.00	Public Works	774,987.55	Cancelled, Abated or Adjusted 1984	64,937.27
Public Buildings and Grounds	149,476.00	Buildings and Grounds	586,096.89	Transfers to Tax Title Liens or Foreclosed	3,753.63
Other Public Works	209,500.50	Library and Education		Balance December 31, 1984	535,281.54
HEALTH and WELFARE		Conservation		TAX TITLE LIENS OUTSTANDING	
Health Services Except Environmental	234,264.65	All Other		Balance January 1, 1984	2,497.95
Welfare-Public Assistance	48,450.00	CAPITAL DEBT AUTHORIZED, DECEMBER 31, 1984		Transfer From Taxes	8,691.88
Hospitals, Clinics, First Aid		ISSUED AND UNISSUED		Redeemed in 1984	
Animal, Insect, & Rodent Control		School	7,844,000	Cancelled, Abated or Adjusted (1984)	
Other Welfare Services		Self-liquidating		Transfers to Foreclosed Property	
RECREATION and CONSERVATION		Other	12,677,415	Balance December 31, 1984	11,189.83
Beaches and Boardwalks		Total	20,521,415	PROPERTY ACQUIRED BY DEED OR FORECLOSURE	
Parks, Playgrounds, Shade Trees	367,672.00	ISSUED AND OUTSTANDING		Balance January 1, 1984	8,220.00
Land Reclamation & Conservation		School	7,844,000.00	Transfers From Taxes or Liens	
Other Recreational Services	213,851.00	Self-Liquidating		Sale for Cash (1984)	
EDUCATION (excluding schools)		Other	12,662,470.00	Cancelled, Abated or Adjusted (1984)	
Libraries	422,061.00	Total	20,506,470.00	Balance December 31, 1984	8,220.00
Other Educational Services		EQUALIZED VALUATION BASIS		CURRENT FINANCES DECEMBER 31, 1984	
STATUTORY EXPENDITURES		FOR NET DEBT COMPUTATION	1,400,443,878	ASSETS	
Pensions & F. I. C. A.	876,088.54	REAL PROPERTY VALUATIONS		Cash Dec. 31, 1984	3,422,877.27
Employee Fringe Benefits	476,000.00	Code Class # of Parcels % VAL'N		Taxes Receivable	1,240,089.72
Other Statutory Expenditures	1,000.00	1 Vacant Land 240 2.10	23,666,500.00	Tax Title Liens	11,189.83
CETA And Other Public Employment Programs		2 Residential 4662 37.26	420,683,300.00	Foreclosed Property	8,220.00
MUNICIPAL FUNCTIONS		3 Farm		Emergencies & Other Deferred Charges	186,879.27
CAPITAL IMPROVEMENTS	*MEMO*	4a Commercial 315 17.48	197,427,732.00	State and Federal Aid Receivable	5,356.31
DEBT SERVICE		4b Industrial 17 .88	9,914,900.00	Other Receivables	260,933.63
Principal Payments	3,327,000.00	4c Apartments 96 42.28	477,457,900.00	Total	5,135,546.03
Interest Payments	900,124.74	Total 5330	1,129,150,332.00	LIABILITIES, RESERVES, AND SURPLUS	
DEFERRED CHARGES		Land Area 2.50 Sq. Miles		Cash Liabilities	1,719,027.69
SCHOOL, COUNTY, SPECIAL DISTRICT TAXES	108,187.96	Net Valuation Taxable-Municipal	1,140,911,861	Reserves for Receivables	1,321,674.18
RESERVE FOR UNCOLLECTED TAXES	17,220,808.83	Net Valuation Taxable-County	1,365,014,773	Surplus Dec. 31, 1984	2,094,844.16
EXPENDITURES	1,587,690.54	State Equalized Valuation	1,657,273,526	Total	5,135,546.03
TOTAL	34,494,401.69	State Equalization Ratio	68.62		

1905
Population 1980 4,654
Population 1984 4,974
S & P Rating
Moody Rating

General Tax Rate Per \$100. 2.90
State Equalized Tax Rate 2.57

FRANKFORD TOWNSHIP - SUSSEX CO.
Form of Government:
Township Committee
Number of Members on Governing Body - 3

PER CAPITA:
Gross Debt 324.91
Net Debt
Debt Service
Total Tax Levy 753.24
Municipal Expenditures 289.91
PER CENT:
Gross Debt 1.18
Net Debt
Tax Levy Collected 89.44
Tax Levy Cancelled, Abated or Adjusted .50

EXPENDITURES		REVENUES-REALIZED		1984 PROPERTY TAX	
GENERAL GOVERNMENT				STATE EQUALIZED TAX RATE	
Governing Body & Public Boards		1984 Property Taxes Collected	3,348,777.99	Local District School Taxes	1.12 1,617,943.00
Municipal Clerk		1984 Payments in Lieu of Taxes		Regional & Consolidated School Tax	.57 824,629.86
Financial Administration	22,000.00	Delinquent Tax & Lien Collections	378,998.43	School Taxes in Municipal Budget	
Assessment of Taxes	20,600.00	Business Personalty Replacement Taxes	61,589.64	County Taxes	.56 * 805,588.69
Collection of Taxes	32,500.00	Taxes from Public Utilities	289,410.00	County Library Taxes	.03 48,026.09
Planning, Housing & Development	21,200.00	Other Miscellaneous Tax Revenues		Local Municipal Purpose Taxes	.28 411,205.26
Human Resources		State Aid Revenues	20,830.98	Veteran & Senior Citizen Taxes	
Elections		Federal Aid Revenues		Total Taxes for Rate Computation	2.56 3,747,092.90
General Administration (other)	143,150.00	State and Local Fiscal Assistance Act Utilized	44,128.23	Special District Taxes	
JUDICIARY		Sale of Acquired Property		Bank Corp. Taxes	2,505.25
Municipal Courts	24,300.00	Other Miscellaneous Revenues	245,904.85	Added and Omitted Taxes	36,717.23
PUBLIC SAFETY		Total	4,389,640.12	Total Taxes Levied - ABSTRACT	3,746,615.38
Fire Protection	66,484.00	Prior Years Surplus Appropriated	300,000.00	Total Taxes Billed	3,744,022.42
Police Protection	6,500.00	REVENUES TOTAL	4,689,640.12	1984 TAXES COLLECTED	3,348,777.99
Civil Defense & Disaster Control	1,300.00	Reserve For Uncollected Taxes	411,296.26	1984 Taxes Cancelled, Abated or Adjusted	18,592.06
Environmental Inspection & Control	24,700.00	CAPITAL OUTLAY TOTAL	156,557.61	Transfer to Tax Title Liens or Foreclosed	53,125.95
Other Public Safety				Balance Outstanding Dec. 31, 1984	323,526.42
PUBLIC WORKS				PRIOR YEARS TAXES OUTSTANDING	
Streets and Drainage	486,980.43	Public Enterprises	34,353.11	Balance January 1, 1984	331,456.89
Sewers and Sewage Processing		Recreation—Culture	113,146.50	Collected in 1984	327,272.61
Garbage and Trash Disposal	6,000.00	Public Works	9,058.00	Cancelled, Abated or Adjusted 1984	1,991.06
Public Buildings and Grounds	27,600.00	Buildings and Grounds		Transfers to Tax Title Liens or Foreclosed	2,081.16
Other Public Works		Library and Education		Balance December 31, 1984	112.06
HEALTH and WELFARE		Conservation		TAX TITLE LIENS OUTSTANDING	
Health Services Except Environmental	32,400.00	All Other		Balance January 1, 1984	204,484.73
Welfare-Public Assistance	9,900.00			Transfer From Taxes	55,561.46
Hospitals, Clinics, First Aid				Redeemed in 1984	51,725.82
Animal, Insect, & Rodent Control	9,100.00			Cancelled, Abated or Adjusted (1984)	271.17
Other Welfare Services				Transfers to Foreclosed Property	
RECREATION and CONSERVATION				Balance December 31, 1984	208,049.20
Beaches and Boardwalks				PROPERTY ACQUIRED BY DEED OR FORECLOSURE	
Parks, Playgrounds, Shade Trees				Balance January 1, 1984	700.00
Land Reclamation & Conservation				Transfers From Taxes or Liens	
Other Recreational Services	9,226.79			Sale for Cash (1984)	
EDUCATION (excluding schools)				Cancelled, Abated or Adjusted (1984)	
Libraries				Balance December 31, 1984	700.00
Other Educational Services				CURRENT FINANCES DECEMBER 31, 1984	
STATUTORY EXPENDITURES				ASSETS	
Pensions & F. I. C. A.	39,000.00			Cash Dec. 31, 1984	804,226.26
Employee Fringe Benefits	27,000.00			Taxes Receivable	323,638.48
Other Statutory Expenditures	5,000.00			Tax Title Liens	208,049.20
CETA And Other Public Employment Programs				Foreclosed Property	700.00
MUNICIPAL FUNCTIONS TOTAL	1,014,941.22			Emergencies & Other Deferred Charges	2,590.00
CAPITAL IMPROVEMENTS *MFMU*	130,990.06			State and Federal Aid Receivable	
DEBT SERVICE				Other Receivables	5,793.12
Principal Payments				Total	1,344,997.06
Interest Payments				LIABILITIES, RESERVES, AND SURPLUS	
DEFERRED CHARGES	15,795.30			Cash Liabilities	273,178.95
SCHOOL, COUNTY, SPECIAL DISTRICT TAXES	3,296,187.64			Reserves for Receivables	538,180.80
RESERVE FOR UNCOLLECTED TAXES	411,296.26			Surplus Dec. 31, 1984	533,637.31
EXPENDITURES TOTAL	4,738,220.42			Total	1,344,997.06

*Includes County Health Service Taxes or County Vocational School Taxes. See Table 13.

1906
 Population 1980 4,436
 Population 1984 4,440
 S & P Rating
 Moody Rating BAA
 General Tax Rate Per \$100. 7.50
 State Equalized Tax Rate 3.14

FRANKLIN BOROUGH – SUSSEX COUNTY
Form of Government:
Borough Council
Number of Members on Governing Body – 6

PER CAPITA:
 Gross Debt 2,383.34
 Net Debt 70.90
 Debt Service 21.25
 Total Tax Levy 609.77
 Municipal Expenditures 422.04
 PER CENT:
 Gross Debt 13.25
 Net Debt .39
 Tax Levy Collected 95.67
 Tax Levy Cancelled, Abated or Adjusted .12

EXPENDITURES		REVENUES-REALIZED		1984 PROPERTY TAX	
GENERAL GOVERNMENT				STATE EQUALIZED TAX RATE →	
Governing Body & Public Boards		1984 Property Taxes Collected	2,573,046.88	Local District School Taxes 1.03	876,213.00
Municipal Clerk		1984 Payments in Lieu of Taxes	6,399.12	Regional & Consolidated School Tax 1.18	1,000,316.45
Financial Administration	34,193.00	Delinquent Tax & Lien Collections	100,140.09	School Taxes in Municipal Budget	
Assessment of Taxes	7,600.00	Business Personalty Replacement Taxes	68,315.80	County Taxes .55 *	467,052.07
Collection of Taxes	21,015.00	Taxes from Public Utilities	625,060.00	County Library Taxes .03	27,756.66
Planning, Housing & Development	11,891.00	Other Miscellaneous Tax Revenues		Local Municipal Purpose Taxes .34	284,078.70
Human Resources		State Aid Revenues	29,695.94	Veteran & Senior Citizen Taxes	56,100.00
Elections	1,365.00	Federal Aid Revenues	290,000.00	Total Taxes for Rate Computation 3.13	2,711,516.88
General Administration (other)	447,788.00	State and Local Fiscal Assistance Act Utilized	29,874.16	Special District Taxes	
JUDICIARY		Sale of Acquired Property		Bank Corp. Taxes	20,016.78
Municipal Courts	14,116.00	Other Miscellaneous Revenues	194,932.68	Added and Omitted Taxes	31,943.20
PUBLIC SAFETY		Total	3,917,464.67	Total Taxes Levied - ABSTRACT	2,707,376.86
Fire Protection	8,725.00	Prior Years Surplus Appropriated	330,000.00	Total Taxes Billed	2,689,461.88
Police Protection	293,927.00	REVENUES TOTAL	4,247,464.67	1984 TAXES COLLECTED	2,573,046.88
Civil Defense & Disaster Control	590.00	Reserve For Uncollected Taxes	156,775.56	1984 Taxes Cancelled, Abated or Adjusted	3,267.50
Environmental Inspection & Control	11,170.00	CAPITAL OUTLAY TOTAL	1,515,891.45	Transfer to Tax Title Liens or Foreclosed	832.50
Other Public Safety				Balance Outstanding Dec. 31, 1984	112,315.00
PUBLIC WORKS				PRIOR YEARS TAXES OUTSTANDING	
Streets and Drainage	464,879.00	Public Enterprises	1,453,913.11	Balance January 1, 1984	104,737.24
Sewers and Sewage Processing		Recreation—Culture		Collected in 1984	98,535.93
Garbage and Trash Disposal	5,000.00	Public Works	61,978.34	Cancelled, Abated or Adjusted 1984	21.81
Public Buildings and Grounds	69,900.00	Buildings and Grounds		Transfers to Tax Title Liens or Foreclosed	6,179.50
Other Public Works	30,500.00	Library and Education		Balance December 31, 1984	
HEALTH and WELFARE		Conservation		TAX TITLE LIENS OUTSTANDING	
Health Services Except Environmental	15,191.00	All Other		Balance January 1, 1984	3,925.87
Welfare-Public Assistance	11,000.00	CAPITAL DEBT AUTHORIZED, DECEMBER 31, 1984		Transfer From Taxes	8,345.68
Hospitals, Clinics, First Aid		ISSUED AND UNISSUED		Redeemed in 1984	1,604.16
Animal, Insect, & Rodent Control	146.00	School	3,030,735	Cancelled, Abated or Adjusted (1984)	7,513.38
Other Welfare Services		Self-liquidating	7,236,509	Transfers to Foreclosed Property	
RECREATION and CONSERVATION		Other	314,800	Balance December 31, 1984	3,154.21
Beaches and Boardwalks		Total	10,582,044	PROPERTY ACQUIRED BY DEED OR	
Parks, Playgrounds, Shade Trees				FORECLOSURE	
Land Reclamation & Conservation	175.00	ISSUED AND OUTSTANDING		Balance January 1, 1984	53,500.00
Other Recreational Services	20,075.00	School	3,030,735.54	Transfers From Taxes or Liens	
EDUCATION (excluding schools)		Self-liquidating	6,283,299.00	Sale for Cash (1984)	
Libraries		Other	269,800.00	Cancelled, Abated or Adjusted (1984)	
Other Educational Services	100.00	Total	9,583,834.54	Balance December 31, 1984	53,500.00
STATUTORY EXPENDITURES		EQUALIZED VALUATION BASIS		CURRENT FINANCES DECEMBER 31, 1984	
Pensions & F. I. C. A.	86,620.00	FOR NET DEBT COMPUTATION	79,865,470	ASSETS	
Employee Fringe Benefits	38,750.00	REAL PROPERTY VALUATIONS		Cash Dec. 31, 1984	555,408.54
Other Statutory Expenditures	6,000.00	Code Class # of Parcels % VAL'N	ASSESSED VALUATION	Taxes Receivable	112,315.00
CETA And Other Public Employment Programs		1 Vacant Land 153 3.06	1,061,175.00	Tax Title Liens	3,154.21
MUNICIPAL FUNCTIONS TOTAL	1,600,716.00	2 Residential 1090 65.94	22,940,125.00	Foreclosed Property	53,500.00
CAPITAL IMPROVEMENTS *MEMO*	5,000.00	3 Farm 42 1.54	533,400.00	Emergencies & Other Deferred Charges	43,000.00
DEBT SERVICE		4a Commercial 122 23.12	8,007,900.00	State and Federal Aid Receivable	22,100.56
Principal Payments	69,000.00	4b Industrial 6 4.31	1,494,400.00	Other Receivables	24,733.20
Interest Payments	25,346.00	4c Apartments 14 2.02	699,300.00	Total	814,211.51
		Total 1427	34,636,300.00	LIABILITIES, RESERVES, AND SURPLUS	
DEFERRED CHARGES	22,000.00	Land Area 4.40 Sq. Miles		Cash Liabilities	239,187.11
SCHOOL, COUNTY, SPECIAL DISTRICT TAXES	2,371,338.18	Net Valuation Taxable-Municipal	35,433,582	Reserves for Receivables	193,702.41
RESERVE FOR UNCOLLECTED TAXES	156,775.56	Net Valuation Taxable-County	82,875,093	Surplus Dec. 31, 1984	381,321.99
EXPENDITURES TOTAL	4,245,175.74	State Equalized Valuation	83,581,685	Total	814,211.51
		State Equalization Ratio	41.84		

0805
Population 1980 12,396
Population 1984 13,500
S & P Rating BBB+
Moody Rating BAA1

General Tax Rate Per \$100.
3.91
State Equalized Tax Rate
2.25

FRANKLIN TOWNSHIP – GLOUCESTER CO.
Form of Government:
Township Committee
Number of Members on Governing Body – 5

PER CAPITA:
Gross Debt 87.59
Net Debt 25.18
Debt Service 30.25
Total Tax Levy 436.04
Municipal Expenditures 251.51
PER CENT:
Gross Debt .53
Net Debt .15
Tax Levy Collected 86.24
Tax Levy Cancelled, Abated or Adjusted .26

EXPENDITURES		REVENUES-REALIZED		1984 PROPERTY TAX	
GENERAL GOVERNMENT				STATE EQUALIZED TAX RATE	
Governing Body & Public Boards	15,000.00	1984 Property Taxes Collected	5,070,733.94	Local District School Taxes .64	1,579,285.27
Municipal Clerk	34,333.80	1984 Payments in Lieu of Taxes		Regional & Consolidated School Tax .62	1,534,338.72
Financial Administration	79,368.00	Delinquent Tax & Lien Collections	660,957.36	School Taxes in Municipal Budget	
Assessment of Taxes	54,340.11	Business Personalty Replacement Taxes	56,009.24	County Taxes .64	1,577,063.89
Collection of Taxes	75,661.41	Taxes from Public Utilities	1,013,821.00	County Library Taxes	
Planning, Housing & Development	57,830.19	Other Miscellaneous Tax Revenues		Local Municipal Purpose Taxes .35	860,046.39
Human Resources	14,947.80	State Aid Revenues	147,772.69	Veteran & Senior Citizen Taxes	153,700.00
Elections	3,832.61	Federal Aid Revenues		Total Taxes for Rate Computation 2.25	5,704,434.27
General Administration (other)	217,135.28	State and Local Fiscal Assistance Act Utilized	132,114.80	Special District Taxes	250,601.30
JUDICIARY		Sale of Acquired Property	6,450.00	Bank Corp. Taxes	6,939.06
Municipal Courts	59,426.00	Other Miscellaneous Revenues	346,113.73	Added and Omitted Taxes	78,242.88
PUBLIC SAFETY		Total	7,433,972.76	Total Taxes Levied - ABSTRACT	5,886,517.51
Fire Protection	8,307.25	Prior Years Surplus Appropriated	280,000.00	Total Taxes Billed	5,879,578.45
Police Protection	639,990.42	REVENUES TOTAL	7,713,972.76	1984 TAXES COLLECTED	5,070,733.94
Civil Defense & Disaster Control	1,535.22	Reserve For Uncollected Taxes	678,666.91	1984 Taxes Cancelled, Abated or Adjusted	15,110.16
Environmental Inspection & Control	64,000.02	CAPITAL OUTLAY TOTAL	123,610.20	Transfer to Tax Title Liens or Foreclosed	104,468.36
Other Public Safety				Balance Outstanding Dec. 31, 1984	689,265.99
PUBLIC WORKS				PRIOR YEARS TAXES OUTSTANDING	
Streets and Drainage	436,951.61	Public Enterprises		Balance January 1, 1984	623,741.92
Sewers and Sewage Processing	48,300.00	Recreation—Culture		Collected in 1984	559,456.95
Garbage and Trash Disposal	86,089.07	Public Works	62,712.00	Cancelled, Abated or Adjusted 1984	
Public Buildings and Grounds	57,904.04	Buildings and Grounds	60,898.20	Transfers to Tax Title Liens or Foreclosed	55,562.81
Other Public Works	975.00	Library and Education		Balance December 31, 1984	8,722.16
HEALTH and WELFARE		Conservation		TAX TITLE LIENS OUTSTANDING	
Health Services Except Environmental	2,249.51	All Other		Balance January 1, 1984	131,311.40
Welfare-Public Assistance	7,714.10	CAPITAL DEBT AUTHORIZED, DECEMBER 31, 1984		Transfer From Taxes	169,731.90
Hospitals, Clinics, First Aid		ISSUED AND UNISSUED		Redeemed in 1984	101,500.41
Animal, Insect, & Rodent Control	10,648.40	School	842,570	Cancelled, Abated or Adjusted (1984)	
Other Welfare Services		Self-Liquidating		Transfers to Foreclosed Property	6,965.03
RECREATION and CONSERVATION		Other	339,875	Balance December 31, 1984	192,577.86
Beaches and Boardwalks		Total	1,182,445	PROPERTY ACQUIRED BY DEED OR FORECLOSURE	
Parks, Playgrounds, Shade Trees	65,061.51	ISSUED AND OUTSTANDING		Balance January 1, 1984	184,534.97
Land Reclamation & Conservation	1,350.00	School	842,570.83	Transfers From Taxes or Liens	6,965.03
Other Recreational Services	1,000.00	Self-Liquidating		Sale for Cash (1984)	6,450.00
EDUCATION (excluding schools)		Other		Cancelled, Abated or Adjusted (1984)	
Libraries	46,438.59	Total	1,182,445.83	Balance December 31, 1984	185,050.00
Other Educational Services	210.64	EQUALIZED VALUATION BASIS		CURRENT FINANCES DECEMBER 31, 1984	
STATUTORY EXPENDITURES		FOR NET DEBT COMPUTATION	224,664,254	ASSETS	
Pensions & F. I. C. A.	129,118.55	REAL PROPERTY VALUATIONS		Cash Dec. 31, 1984	390,017.95
Employee Fringe Benefits	67,818.31	Code Class # of Parcels % VAL'N		Taxes Receivable	697,988.15
Other Statutory Expenditures	15,862.39	1 Vacant Land 2411 9.66	13,465,300.00	Tax Title Liens	192,577.86
CETA And Other Public Employment Programs		2 Residential 3689 72.15	100,610,800.00	Foreclosed Property	185,050.00
MUNICIPAL FUNCTIONS TOTAL	2,303,399.83	3 Farm 950 9.51	13,257,300.00	Emergencies & Other Deferred Charges	33,047.20
CAPITAL IMPROVEMENTS *MEMO*	8,500.00	4a Commercial 182 7.98	11,128,700.00	State and Federal Aid Receivable	5,939.89
DEBT SERVICE		4b Industrial		Other Receivables	26,740.44
Principal Payments	367,253.20	4c Apartments 9 .70	979,700.00	Total	1,531,361.49
Interest Payments	41,068.03	Total 7241	139,441,800.00	LIABILITIES, RESERVES, AND SURPLUS	
DEFERRED CHARGES	5,000.00	Land Area 56.47 Sq. Miles		Cash Liabilities	233,101.32
SCHOOL, COUNTY, SPECIAL DISTRICT TAXES	4,941,289.18	Net Valuation Taxable-Municipal	142,279,172	Reserves for Receivables	1,102,356.45
RESERVE FOR UNCOLLECTED TAXES	678,666.91	Net Valuation Taxable-County	236,537,281	Surplus Dec. 31, 1984	195,903.72
EXPENDITURES TOTAL	8,336,677.15	State Equalized Valuation	245,049,983	Total	1,531,361.49
		State Equalization Ratio	57.57		

1010

Population 1980 2,294
 Population 1984 2,406
 S & P Rating
 Moody Rating

General Tax Rate Per \$100. 1.96
 State Equalized Tax Rate 1.90

FRANKLIN TOWNSHIP – HUNTERDON CO.
Form of Government:
Township Committee
Number of Members on Governing Body – 3

PER CAPITA:
 Gross Debt 172.76
 Net Debt
 Debt Service
 Total Tax Levy 1,034.23
 Municipal Expenditures 262.56

PER CENT:
 Gross Debt .44
 Net Debt
 Tax Levy Collected 94.28
 Tax Levy Cancelled, Abated or Adjusted .19

EXPENDITURES		REVENUES-REALIZED		1984 PROPERTY TAX	
GENERAL GOVERNMENT				STATE EQUALIZED TAX RATE →	
Governing Body & Public Boards		1984 Property Taxes Collected	2,353,051.43	Local District School Taxes .67	857,448.00
Municipal Clerk	11,215.00	1984 Payments in Lieu of Taxes		Regional & Consolidated School Tax .69	893,166.38
Financial Administration	8,909.00	Delinquent Tax & Lien Collections	139,685.74	School Taxes in Municipal Budget	
Assessment of Taxes	9,424.65	Business Personalty Replacement Taxes	53,401.64	County Taxes .43	547,952.23
Collection of Taxes	14,750.00	Taxes from Public Utilities	155,274.00	County Library Taxes .03	34,717.30
Planning, Housing & Development		Other Miscellaneous Tax Revenues		Local Municipal Purpose Taxes .08	98,465.55
Human Resources		State Aid Revenues	15,336.72	Veteran & Senior Citizen Taxes	23,150.00
Elections		Federal Aid Revenues		Total Taxes for Rate Computation 1.90	2,454,899.46
General Administration (other)	58,911.59	State and Local Fiscal Assistance Act Utilized	9,453.00	Special District Taxes	
JUDICIARY		Sale of Acquired Property		Bank Corp. Taxes	3,732.63
Municipal Courts	9,101.81	Other Miscellaneous Revenues	134,705.98	Added and Omitted Taxes	52,878.97
PUBLIC SAFETY		Total	2,860,908.51	Total Taxes Levied - ABSTRACT	2,488,361.06
Fire Protection	27,250.00	Prior Years Surplus Appropriated	100,000.00	Total Taxes Billed	2,495,724.47
Police Protection	75,515.00	REVENUES TOTAL	2,960,908.51	1984 TAXES COLLECTED	2,353,051.43
Civil Defense & Disaster Control	650.00	Reserve For Uncollected Taxes	182,095.02	1984 Taxes Cancelled, Abated or Adjusted	4,645.83
Environmental Inspection & Control	17,627.43			Transfer to Tax Title Liens or Foreclosed	9,326.46
Other Public Safety		CAPITAL OUTLAY TOTAL	10,102.00	Balance Outstanding Dec. 31, 1984	128,700.75
PUBLIC WORKS				PRIOR YEARS TAXES OUTSTANDING	
Streets and Drainage	141,336.79	Public Enterprises		Balance January 1, 1984	150,723.89
Sewers and Sewage Processing		Recreation—Culture		Collected in 1984	138,997.89
Garbage and Trash Disposal		Public Works		Cancelled, Abated or Adjusted 1984	
Public Buildings and Grounds	9,700.00	Buildings and Grounds	10,102.00	Transfers to Tax Title Liens or Foreclosed	2,271.68
Other Public Works		Library and Education		Balance December 31, 1984	9,454.32
HEALTH and WELFARE		Conservation		TAX TITLE LIENS OUTSTANDING	
Health Services Except Environmental	5,873.83	All Other		Balance January 1, 1984	15,093.98
Welfare-Public Assistance	1,050.00			Transfer From Taxes	11,598.14
Hospitals, Clinics, First Aid		CAPITAL DEBT AUTHORIZED, DECEMBER 31, 1984		Redeemed in 1984	687.85
Animal, Insect, & Rodent Control	2,500.00	ISSUED AND UNISSUED GROSS DEBT NET DEBT		Cancelled, Abated or Adjusted (1984)	278.56
Other Welfare Services		School 415,669		Transfers to Foreclosed Property	
RECREATION and CONSERVATION		Self-liquidating		Balance December 31, 1984	25,725.71
Beaches and Boardwalks		Other		PROPERTY ACQUIRED BY DEED OR FORECLOSURE	
Parks, Playgrounds, Shade Trees		Total 415,669		Balance January 1, 1984	
Land Reclamation & Conservation	6,010.90	ISSUED AND OUTSTANDING		Transfers From Taxes or Liens	
Other Recreational Services	5,400.00	School 415,669.56		Sale for Cash (1984)	
EDUCATION (excluding schools)		Self-Liquidating		Cancelled, Abated or Adjusted (1984)	
Libraries		Other		Balance December 31, 1984	
Other Educational Services		Total 415,669.56		CURRENT FINANCES DECEMBER 31, 1984	
STATUTORY EXPENDITURES		EQUALIZED VALUATION BASIS		ASSETS	
Pensions & F. I. C. A.	23,500.00	FOR NET DEBT COMPUTATION	94,764,129	Cash Dec. 31, 1984	803,133.04
Employee Fringe Benefits	15,000.00	REAL PROPERTY VALUATIONS		Taxes Receivable	138,155.07
Other Statutory Expenditures	500.00	Code Class # of Parcels % VAL'N		Tax Title Liens	25,725.71
CETA And Other Public Employment Programs		1 Vacant Land 177 4.49	4,603,440.00	Foreclosed Property	
MUNICIPAL FUNCTIONS TOTAL	444,226.00	2 Residential 566 54.85	56,181,430.00	Emergencies & Other Deferred Charges	18,600.00
CAPITAL IMPROVEMENTS *MEMO*	20,000.00	3 Farm 633 30.48	31,219,721.00	State and Federal Aid Receivable	
DEBT SERVICE		4a Commercial 21 8.69	8,898,600.00	Other Receivables	16,762.81
Principal Payments		4b Industrial 7 1.23	1,260,364.00	Total	1,002,376.63
Interest Payments		4c Apartments 2 .25	258,800.00	LIABILITIES, RESERVES, AND SURPLUS	
		Total 1406	102,422,355.00	Cash Liabilities	562,467.92
DEFERRED CHARGES	5,400.00	Land Area 23.30 Sq. Miles		Reserves for Receivables	180,643.59
SCHOOL, COUNTY, SPECIAL DISTRICT TAXES	2,333,283.91	Net Valuation Taxable-Municipal	124,634,974	Surplus Dec. 31, 1984	259,265.12
RESERVE FOR UNCOLLECTED TAXES	182,095.02	Net Valuation Taxable-County	120,867,818	Total	1,002,376.63
EXPENDITURES TOTAL	2,965,004.93	State Equalized Valuation	127,980,889		
		State Equalization Ratio	96.84		

1808
Population 1980 31,358
Population 1984 33,583
S & P Rating
Moody Rating A

General Tax Rate Per \$100. 3.04
State Equalized Tax Rate 2.47

FRANKLIN TOWNSHIP – SOMERSET CO.
Form of Government:
Council-Manager Plan D (OMCL 50)
Number of Members on Governing Body – 9

PER CAPITA:
Gross Debt 362.19
Net Debt 291.77
Debt Service 38.58
Total Tax Levy 842.44
Municipal Expenditures 352.15

PER CENT:
Gross Debt 1.29
Net Debt 1.04
Tax Levy Collected 98.22
Tax Levy Cancelled, Abated or Adjusted .03

EXPENDITURES		REVENUES-REALIZED		1984 PROPERTY TAX	
GENERAL GOVERNMENT				STATE EQUALIZED TAX RATE	
Governing Body & Public Boards	49,500.00	1984 Property Taxes Collected		Local District School Taxes	1.57 16,810,368.98
Municipal Clerk	77,433.00	1984 Payments in Lieu of Taxes		Regional & Consolidated School Tax	
Financial Administration	122,400.00	Delinquent Tax & Lien Collections		School Taxes in Municipal Budget	
Assessment of Taxes	160,173.00	Business Personalty Replacement Taxes		County Taxes	.48 5,081,218.20
Collection of Taxes	72,697.00	Taxes from Public Utilities		County Library Taxes	
Planning, Housing & Development	395,278.77	Other Miscellaneous Tax Revenues		Local Municipal Purpose Taxes	.42 4,469,361.16
Human Resources	1,500.00	State Aid Revenues		Veteran & Senior Citizen Taxes	209,200.00
Elections	5,000.00	Federal Aid Revenues		Total Taxes for Rate Computation	2.47 26,570,148.34
General Administration (other)	1,125,097.00	State and Local Fiscal Assistance Act Utilized		Special District Taxes	886,993.10
JUDICIARY		Sale of Acquired Property		Bank Corp. Taxes	47,295.73
Municipal Courts	85,436.00	Other Miscellaneous Revenues		Added and Omitted Taxes	996,293.16
PUBLIC SAFETY		Total		Total Taxes Levied - ABSTRACT	28,291,530.33
Fire Protection	148,983.00	Prior Years Surplus Appropriated		Total Taxes Billed	28,285,746.04
Police Protection	2,398,078.00	REVENUES		1984 TAXES COLLECTED	27,781,173.59
Civil Defense & Disaster Control		Reserve For Uncollected Taxes		1984 Taxes Cancelled, Abated or Adjusted	7,165.53
Environmental Inspection & Control	182,053.00	CAPITAL OUTLAY		Transfer to Tax Title Liens or Foreclosed	40,431.50
Other Public Safety		TOTAL		Balance Outstanding Dec. 31, 1984	456,975.42
PUBLIC WORKS		Public Enterprises		PRIOR YEARS TAXES OUTSTANDING	
Streets and Drainage	1,328,977.00	Recreation—Culture		Balance January 1, 1984	640,823.55
Sewers and Sewage Processing		Public Works		Collected in 1984	538,875.57
Garbage and Trash Disposal		Buildings and Grounds		Cancelled, Abated or Adjusted 1984	3,087.16
Public Buildings and Grounds		Library and Education		Transfers to Tax Title Liens or Foreclosed	1,512.63
Other Public Works	169,550.00	Conservation		Balance December 31, 1984	97,348.19
HEALTH and WELFARE		All Other		TAX TITLE LIENS OUTSTANDING	
Health Services Except Environmental	148,859.00	CAPITAL DEBT AUTHORIZED, DECEMBER 31, 1984		Balance January 1, 1984	122,902.47
Welfare-Public Assistance	20,000.00	ISSUED AND UNISSUED		Transfer From Taxes	42,202.80
Hospitals, Clinics, First Aid	14,300.00	GROSS DEBT		Redeemed in 1984	39,784.34
Animal, Insect, & Rodent Control	7,800.00	NET DEBT		Cancelled, Abated or Adjusted (1984)	215.56
Other Welfare Services	9,385.20	School		Transfers to Foreclosed Property	
RECREATION and CONSERVATION		Self-liquidating		Balance December 31, 1984	125,105.37
Beaches and Boardwalks		Other		PROPERTY ACQUIRED BY DEED OR	
Parks, Playgrounds, Shade Trees	173,980.00	Total		FORECLOSURE	
Land Reclamation & Conservation	9,088.02	ISSUED AND OUTSTANDING		Balance January 1, 1984	869,272.50
Other Recreational Services	195,414.00	School		Transfers From Taxes or Liens	
EDUCATION (excluding schools)		Self-Liquidating		Sale for Cash (1984)	
Libraries	325,000.00	Other		Cancelled, Abated or Adjusted (1984)	
Other Educational Services		Total		Balance December 31, 1984	869,272.50
STATUTORY EXPENDITURES		EQUALIZED VALUATION BASIS		CURRENT FINANCES DECEMBER 31, 1984	
Pensions & F. I. C. A.	585,281.00	FOR NET DEBT COMPUTATION		ASSETS	
Employee Fringe Benefits	422,003.00	REAL PROPERTY VALUATIONS		Cash Dec. 31, 1984	6,301,378.45
Other Statutory Expenditures	19,296.00	Code Class # of Parcels % VAL'N		Taxes Receivable	554,323.61
CETA And Other Public Employment Programs		1 Vacant Land 1967 4.60		Tax Title Liens	125,105.37
MUNICIPAL FUNCTIONS		2 Residential 7830 60.14		Foreclosed Property	869,272.50
CAPITAL IMPROVEMENTS	200,000.00	3 Farm 560 2.08		Emergencies & Other Deferred Charges	107,000.00
DEBT SERVICE		4a Commercial 265 14.18		State and Federal Aid Receivable	2,680.49
Principal Payments	520,177.30	4b Industrial 106 14.12		Other Receivables	326,356.95
Interest Payments	775,455.11	4c Apartments 21 4.88		Total	8,286,117.37
DEFERRED CHARGES		Total 10749		LIABILITIES, RESERVES, AND SURPLUS	
SCHOOL, COUNTY, SPECIAL DISTRICT TAXES	388,497.90	Land Area 46.90 Sq. Miles		Cash Liabilities	1,752,624.01
RESERVE FOR UNCOLLECTED TAXES	22,778,580.28	Net Valuation Taxable-Municipal		Reserves for Receivables	1,621,473.90
EXPENDITURES	34,604,667.47	Net Valuation Taxable-County		Surplus Dec. 31, 1984	4,912,019.46
		State Equalized Valuation		Total	8,286,117.37
		State Equalization Ratio			

	2.42
State Equalized Tax Rate	2.15

Number of Members on Governing Body – 3

Gross Debt	.50
Net Debt	
Tax Levy Collected	92.42
Tax Levy Cancelled, Abated or Adjusted	.14

*Includes County Health Service Taxes or County Vocational School Taxes. See Table 13.

0220

Population 1980 8,769
 Population 1984 9,525
 S & P Rating
 Moody Rating

General Tax Rate Per \$100.

2.22
 State Equalized Tax Rate
 1.58

FRANKLIN LAKES BOROUGH - BERGEN CO.

Form of Government:

Borough Council

Number of Members on Governing Body - 6

PER CAPITA:

Gross Debt 300.55
 Net Debt 39.41
 Debt Service 10.14
 Total Tax Levy 1,224.67
 Municipal Expenditures 315.95

PER CENT:

Gross Debt .43
 Net Debt .06
 Tax Levy Collected 97.19
 Tax Levy Cancelled, Abated
 or Adjusted .10

EXPENDITURES		REVENUES-REALIZED		1984 PROPERTY TAX	
GENERAL GOVERNMENT				STATE EQUALIZED TAX RATE	
Governing Body & Public Boards		1984 Property Taxes Collected	11,358,663.22	Local District School Taxes .55	3,995,154.40
Municipal Clerk		1984 Payments in Lieu of Taxes		Regional & Consolidated School Tax .54	3,941,579.09
Financial Administration		Delinquent Tax & Lien Collections	420,383.70	School Taxes in Municipal Budget	
Assessment of Taxes	26,761.00	Business Personalty Replacement Taxes	74,211.56	County Taxes .35	2,552,108.56
Collection of Taxes	45,869.36	Taxes from Public Utilities	1,340,474.00	County Library Taxes	
Planning, Housing & Development	18,504.00	Other Miscellaneous Tax Revenues		Local Municipal Purpose Taxes .07	492,566.53
Human Resources		State Aid Revenues	53,493.14	Veteran & Senior Citizen Taxes	54,400.00
Elections	2,300.00	Federal Aid Revenues		Total Taxes for Rate Computation 1.51	11,035,808.58
General Administration (other)	401,434.89	State and Local Fiscal Assistance Act Utilized	34,411.00	Special District Taxes	440,000.00
JUDICIARY		Sale of Acquired Property		Bank Corp. Taxes	24,722.06
Municipal Courts	47,111.40	Other Miscellaneous Revenues	652,299.81	Added and Omitted Taxes	218,805.36
PUBLIC SAFETY		Total	13,933,936.43	Total Taxes Levied - ABSTRACT	11,664,936.00
Fire Protection	124,085.31	Prior Years Surplus Appropriated	500,000.00	Total Taxes Billed	11,686,991.74
Police Protection	842,561.75	REVENUES TOTAL	14,433,936.43	1984 TAXES COLLECTED	11,358,663.22
Civil Defense & Disaster Control		Reserve For Uncollected Taxes	437,236.85	1984 Taxes Cancelled, Abated or Adjusted	12,109.84
Environmental Inspection & Control	47,226.26	CAPITAL OUTLAY TOTAL	266,174.09	Transfer to Tax Title Liens or Foreclosed	
Other Public Safety		Public Enterprises		Balance Outstanding Dec. 31, 1984	316,218.68
PUBLIC WORKS		Recreation—Culture	11,471.10	PRIOR YEARS TAXES OUTSTANDING	
Streets and Drainage	342,199.56	Public Works	196,757.94	Balance January 1, 1984	423,684.02
Sewers and Sewage Processing		Buildings and Grounds	57,945.05	Collected in 1984	420,383.70
Garbage and Trash Disposal		Library and Education		Cancelled, Abated or Adjusted 1984	
Public Buildings and Grounds	40,228.85	Conservation		Transfers to Tax Title Liens or Foreclosed	
Other Public Works	30,683.05	All Other		Balance December 31, 1984	3,300.32
HEALTH and WELFARE		CAPITAL DEBT AUTHORIZED, DECEMBER 31, 1984		TAX TITLE LIENS OUTSTANDING	
Health Services Except Environmental	46,797.00	ISSUED AND UNISSUED		Balance January 1, 1984	
Welfare-Public Assistance	1,650.00	School	2,487,305	Transfer From Taxes	
Hospitals, Clinics, First Aid		Self-liquidating		Redeemed in 1984	
Animal, Insect, & Rodent Control		Other	375,425	Cancelled, Abated or Adjusted (1984)	
Other Welfare Services		Total	2,862,730	Transfers to Foreclosed Property	
RECREATION and CONSERVATION		ISSUED AND OUTSTANDING		Balance December 31, 1984	
Beaches and Boardwalks		School	2,087,305.03	PROPERTY ACQUIRED BY DEED OR	
Parks, Playgrounds, Shade Trees	500.00	Self-Liquidating		FORECLOSURE	
Land Reclamation & Conservation	2,385.00	Other	209,000.00	Balance January 1, 1984	
Other Recreational Services	40,433.18	Total	2,296,305.03	Transfers From Taxes or Liens	
EDUCATION (excluding schools)		EQUALIZED VALUATION BASIS		Sale for Cash (1984)	
Libraries	167,057.00	FOR NET DEBT COMPUTATION	661,186,759	Cancelled, Abated or Adjusted (1984)	
Other Educational Services	17,659.97	REAL PROPERTY VALUATIONS		Balance December 31, 1984	
STATUTORY EXPENDITURES		Code Class # of Parcels % VAL'N		CURRENT FINANCES DECEMBER 31, 1984	
Pensions & F. I. C. A.	152,626.39	1 Vacant Land 491 5.66		ASSETS	
Employee Fringe Benefits		2 Residential 2738 82.55		Cash Dec. 31, 1984	1,657,390.63
Other Statutory Expenditures	7,000.00	3 Farm 48 .49		Taxes Receivable	319,519.00
CETA And Other Public Employment Programs		4a Commercial 51 10.49		Tax Title Liens	
MUNICIPAL FUNCTIONS TOTAL	2,405,073.97	4b Industrial 17 .81		Foreclosed Property	
CAPITAL IMPROVEMENTS *MEMO*	275,000.00	4c Apartments		Emergencies & Other Deferred Charges	53,672.14
DEBT SERVICE		Total 3345	514,947,000.00	State and Federal Aid Receivable	3,419.87
Principal Payments	80,000.00	Land Area 9.80 Sq. Miles		Other Receivables	15,384.61
Interest Payments	16,617.50	Net Valuation Taxable-Municipal	516,584,972	Total	2,049,386.25
DEFERRED CHARGES	70,466.96	Net Valuation Taxable-County	676,136,681	LIABILITIES, RESERVES, AND SURPLUS	
SCHOOL, COUNTY, SPECIAL DISTRICT TAXES	10,928,842.05	State Equalized Valuation	726,813,299	Cash Liabilities	611,425.34
RESERVE FOR UNCOLLECTED TAXES	437,236.85	State Equalization Ratio	71.01	Reserves for Receivables	334,903.61
EXPENDITURES TOTAL	13,938,237.33			Surplus Dec. 31, 1984	1,103,057.30
				Total	2,049,386.25

1907
Population 1980 2,281
Population 1984 2,340
S & P Rating
Moody Rating

General Tax Rate Per \$100. 7.29
State Equalized Tax Rate 2.52

FREDON TOWNSHIP – SUSSEX COUNTY
Form of Government:
Township Committee
Number of Members on Governing Body – 5

PER CAPITA:
Gross Debt 303.19
Net Debt 11.11
Debt Service 17.28
Total Tax Levy 834.75
Municipal Expenditures 254.85

PER CENT:
Gross Debt 1.01
Net Debt .04
Tax Levy Collected 93.40
Tax Levy Cancelled, Abated or Adjusted

EXPENDITURES		REVENUES-REALIZED		1984 PROPERTY TAX	
GENERAL GOVERNMENT				STATE EQUALIZED TAX RATE	
Governing Body & Public Boards		1984 Property Taxes Collected	1,822,233.69	Local District School Taxes	1.01 763,588.00
Municipal Clerk		1984 Payments in Lieu of Taxes		Regional & Consolidated School Tax	.90 677,704.17
Financial Administration	11,600.00	Delinquent Tax & Lien Collections	105,881.07	School Taxes in Municipal Budget	
Assessment of Taxes	34,450.00	Business Personalty Replacement Taxes	35,776.48	County Taxes	.55 * 413,826.96
Collection of Taxes	6,699.97	Taxes from Public Utilities	151,053.00	County Library Taxes	.03 24,730.04
Planning, Housing & Development	21,300.00	Other Miscellaneous Tax Revenues		Local Municipal Purpose Taxes	.03 21,398.52
Human Resources		State Aid Revenues	11,890.29	Veteran & Senior Citizen Taxes	
Elections	1,000.00	Federal Aid Revenues		Total Taxes for Rate Computation	2.52 1,919,097.69
General Administration (other)	74,850.00	State and Local Fiscal Assistance Act Utilized	7,504.00	Special District Taxes	
JUDICIARY		Sale of Acquired Property		Bank Corp. Taxes	2,265.64
Municipal Courts	14,700.00	Other Miscellaneous Revenues	117,401.28	Added and Omitted Taxes	49,800.67
PUBLIC SAFETY		Total	2,251,739.80	Total Taxes Levied - ABSTRACT	1,953,314.00
Fire Protection	22,450.00	Prior Years Surplus Appropriated	280,000.00	Total Taxes Billed	1,951,048.36
Police Protection	6,000.00	REVENUES TOTAL	2,531,739.80	1984 TAXES COLLECTED	1,822,233.68
Civil Defense & Disaster Control	500.00	Reserve For Uncollected Taxes	141,718.85	1984 Taxes Cancelled, Abated or Adjusted	
Environmental Inspection & Control	8,125.00	CAPITAL OUTLAY TOTAL	8,877.11	Transfer to Tax Title Liens or Foreclosed	
Other Public Safety				Balance Outstanding Dec. 31, 1984	128,814.68
PUBLIC WORKS				PRIOR YEARS TAXES OUTSTANDING	
Streets and Drainage	156,004.00	Public Enterprises		Balance January 1, 1984	117,102.63
Sewers and Sewage Processing		Recreation—Culture		Collected in 1984	105,881.07
Garbage and Trash Disposal		Public Works		Cancelled, Abated or Adjusted 1984	
Public Buildings and Grounds	13,500.00	Buildings and Grounds	8,877.11	Transfers to Tax Title Liens or Foreclosed	
Other Public Works		Library and Education		Balance December 31, 1984	11,221.56
HEALTH and WELFARE		Conservation		TAX TITLE LIENS OUTSTANDING	
Health Services Except Environmental	11,750.00	All Other		Balance January 1, 1984	5,898.86
Welfare-Public Assistance	2,150.00	CAPITAL DEBT AUTHORIZED, DECEMBER 31, 1984		Transfer From Taxes	
Hospitals, Clinics, First Aid		ISSUED AND UNISSUED GROSS DEBT		Redeemed in 1984	
Animal, Insect, & Rodent Control	300.00	School	683,461	Cancelled, Abated or Adjusted (1984)	
Other Welfare Services		Self-liquidating		Transfers to Foreclosed Property	
RECREATION and CONSERVATION		Other	26,000	Balance December 31, 1984	5,898.86
Beaches and Boardwalks		Total	709,461	PROPERTY ACQUIRED BY DEED OR	
Parks, Playgrounds, Shade Trees				FORECLOSURE	
Land Reclamation & Conservation		ISSUED AND OUTSTANDING		Balance January 1, 1984	2,400.00
Other Recreational Services	1,800.00	School	683,461.05	Transfers From Taxes or Liens	
EDUCATION (excluding schools)		Self-Liquidating		Sale for Cash (1984)	
Libraries		Other	26,000.00	Cancelled, Abated or Adjusted (1984)	
Other Educational Services	2,500.00	Total	709,461.05	Balance December 31, 1984	2,400.00
STATUTORY EXPENDITURES		EQUALIZED VALUATION BASIS		CURRENT FINANCES DECEMBER 31, 1984	
Pensions & F. I. C. A.	18,000.00	FOR NET DEBT COMPUTATION	70,129,646	ASSETS	
Employee Fringe Benefits	4,500.00	REAL PROPERTY VALUATIONS		Cash Dec. 31, 1984	479,643.16
Other Statutory Expenditures	2,000.00	Code Class # of Parcels % VAL'N		Taxes Receivable	140,036.24
CETA And Other Public Employment Programs		1 Vacant Land 203 6.42	1,665,900.00	Tax Title Liens	5,898.86
MUNICIPAL FUNCTIONS TOTAL	414,178.97	2 Residential 638 70.49	18,285,350.00	Foreclosed Property	2,400.00
CAPITAL IMPROVEMENTS *MEMO*	5,000.00	3 Farm 269 17.33	4,496,013.00	Emergencies & Other Deferred Charges	29,000.00
DEBT SERVICE		4a Commercial 22 2.89	750,550.00	State and Federal Aid Receivable	2,314.62
Principal Payments	30,000.00	4b Industrial 5 2.86	743,200.00	Other Receivables	39,969.40
Interest Payments	10,442.00	4c Apartments		Total	699,262.28
DEFERRED CHARGES		Total 1137	25,941,013.00	LIABILITIES, RESERVES, AND SURPLUS	
SCHOOL, COUNTY, SPECIAL DISTRICT TAXES	1,879,849.17	Land Area 18.00 Sq. Miles		Cash Liabilities	106,429.93
RESERVE FOR UNCOLLECTED TAXES	141,718.85	Net Valuation Taxable-Municipal	26,113,179	Reserves for Receivables	188,304.50
EXPENDITURES TOTAL	2,476,188.99	Net Valuation Taxable-County	72,869,838	Surplus Dec. 31, 1984	404,527.85
		State Equalized Valuation	75,124,529	Total	699,262.28
		State Equalization Ratio	34.61		

1315
 Population 1980 10,020
 Population 1984 10,069
 S & P Rating
 Moody Rating A

General Tax Rate Per \$100. 3.15
 State Equalized Tax Rate 2.56

FREEHOLD BOROUGH – MONMOUTH CO.
Form of Government:
Borough Council
Number of Members on Governing Body – 6

PER CAPITA:
 Gross Debt 578.65
 Net Debt 196.44
 Debt Service 15.26
 Total Tax Levy 610.05
 Municipal Expenditures 345.37
PER CENT:
 Gross Debt 2.86
 Net Debt .97
 Tax Levy Collected 96.97
 Tax Levy Cancelled, Abated or Adjusted .02

EXPENDITURES		REVENUES-REALIZED		1984 PROPERTY TAX	
GENERAL GOVERNMENT		1984 Property Taxes Collected		STATE EQUALIZED TAX RATE	
Governing Body & Public Boards				Local District School Taxes	1,831,068.72
Municipal Clerk				Regional & Consolidated School Tax	1,406,330.14
Financial Administration	20,600.00	1984 Payments in Lieu of Taxes	5,918,747.16	School Taxes in Municipal Budget	
Assessment of Taxes	18,138.00	Delinquent Tax & Lien Collections	68,715.53	County Taxes	1,182,282.23
Collection of Taxes	24,410.00	Business Personalty Replacement Taxes	179,445.77	County Library Taxes	
Planning, Housing & Development	24,410.00	Taxes from Public Utilities	187,867.72	Local Municipal Purpose Taxes	1,669,933.77
Human Resources	32,434.00	Other Miscellaneous Tax Revenues	505,497.00	Veteran & Senior Citizen Taxes	78,000.00
Elections	550.00	State Aid Revenues	150,583.00	Total Taxes for Rate Computation	6,167,614.86
General Administration (other)	2,700.00	Federal Aid Revenues		Special District Taxes	
JUDICIARY	442,864.00	State and Local Fiscal Assistance Act Utilized	117,657.00	Bank Corp. Taxes	39,207.68
Municipal Courts	66,538.00	Sale of Acquired Property		Added and Omitted Taxes	13,723.35
PUBLIC SAFETY		Other Miscellaneous Revenues	374,056.25	Total Taxes Levied - ABSTRACT	6,142,545.89
Fire Protection	42,850.00	Total	7,502,569.43	Total Taxes Billed	6,103,483.54
Police Protection	855,350.00	Prior Years Surplus Appropriated	410,000.00	1984 TAXES COLLECTED	5,918,747.16
Civil Defense & Disaster Control	100.00	REVENUES	7,912,569.43	1984 Taxes Cancelled, Abated or Adjusted	1,148.29
Environmental Inspection & Control	49,810.00	Reserve For Uncollected Taxes	230,589.08	Transfer to Tax Title Liens or Foreclosed	23,063.75
Other Public Safety		CAPITAL OUTLAY	1,124,623.21	Balance Outstanding Dec. 31, 1984	160,524.34
PUBLIC WORKS		Total		PRIOR YEARS TAXES OUTSTANDING	
Streets and Drainage	457,250.26	Public Enterprises	444,342.23	Balance January 1, 1984	160,831.30
Sewers and Sewage Processing		Recreation—Culture		Collected in 1984	156,494.05
Garbage and Trash Disposal	266,600.00	Public Works	240,382.99	Cancelled, Abated or Adjusted 1984	111.16
Public Buildings and Grounds	237,835.00	Buildings and Grounds	439,897.99	Transfers to Tax Title Liens or Foreclosed	2,779.05
Other Public Works	600.00	Library and Education		Balance December 31, 1984	1,447.04
HEALTH and WELFARE		Conservation		TAX TITLE LIENS OUTSTANDING	
Health Services Except Environmental	41,963.00	All Other		Balance January 1, 1984	44,596.81
Welfare-Public Assistance	16,252.00	CAPITAL DEBT AUTHORIZED, DECEMBER 31, 1984		Transfer From Taxes	26,416.88
Hospitals, Clinics, First Aid	5,500.00	ISSUED AND UNISSUED		Redeemed in 1984	22,951.72
Animal, Insect, & Rodent Control		GROSS DEBT		Cancelled, Abated or Adjusted (1984)	
Other Welfare Services		School	2,082,271	Transfers to Foreclosed Property	
RECREATION and CONSERVATION		Self-liquidating	1,766,200	Balance December 31, 1984	48,061.97
Beaches and Boardwalks		Other	1,978,000	PROPERTY ACQUIRED BY DEED OR	
Parks, Playgrounds, Shade Trees	32,150.50	Total	5,826,471	FORECLOSURE	
Land Reclamation & Conservation		ISSUED AND OUTSTANDING		Balance January 1, 1984	141,300.00
Other Recreational Services	15,442.00	School	2,082,271.70	Transfers From Taxes or Liens	
EDUCATION (excluding schools)		Self-Liquidating	1,730,000.00	Sale for Cash (1984)	
Libraries	72,927.00	Other	1,414,750.00	Cancelled, Abated or Adjusted (1984)	
Other Educational Services		Total	5,227,021.70	Balance December 31, 1984	141,300.00
STATUTORY EXPENDITURES		EQUALIZED VALUATION BASIS		CURRENT FINANCES DECEMBER 31, 1984	
Pensions & F. I. C. A.	234,501.77	FOR NET DEBT COMPUTATION		ASSETS	
Employee Fringe Benefits	127,487.00	REAL PROPERTY VALUATIONS		Cash Dec. 31, 1984	1,640,526.03
Other Statutory Expenditures	10,000.00	Code Class # of Parcels % VAL'N		Taxes Receivable	161,971.38
CETA And Other Public Employment Programs		1 Vacant Land 277 1.42		Tax Title Liens	48,061.97
MUNICIPAL FUNCTIONS		2 Residential 2587 71.13		Foreclosed Property	141,300.00
CAPITAL IMPROVEMENTS	*MEMO*	3 Farm 2 .01		Emergencies & Other Deferred Charges	19,257.50
DEBT SERVICE		4a Commercial 202 15.17		State and Federal Aid Receivable	
Principal Payments	80,000.00	4b Industrial 6 8.36		Other Receivables	479,038.53
Interest Payments	73,660.00	4c Apartments 37 3.91		Total	2,490,155.41
		Total 3111		LIABILITIES, RESERVES, AND SURPLUS	
DEFERRED CHARGES		Land Area 1.90 Sq. Miles		Cash Liabilities	1,026,813.83
SCHOOL, COUNTY, SPECIAL DISTRICT TAXES		Net Valuation Taxable-Municipal	193,591,816	Reserves for Receivables	830,371.88
RESERVE FOR UNCOLLECTED TAXES		Net Valuation Taxable-County	219,982,892	Surplus Dec. 31, 1984	632,969.70
EXPENDITURES		State Equalized Valuation	235,188,546	Total	2,490,155.41
TOTAL	7,897,182.70	State Equalization Ratio	81.38		

1316
Population 1980 19,202
Population 1984 19,892
S & P Rating
Moody Rating A

General Tax Rate Per \$100. 2.55
State Equalized Tax Rate 2.34

FREEHOLD TOWNSHIP – MONMOUTH CO.
Form of Government:
Township Committee
Number of Members on Governing Body – 5

PER CAPITA:
Gross Debt 1,405.21
Net Debt 700.75
Debt Service 32.53
Total Tax Levy 764.90
Municipal Expenditures 396.27
PER CENT:
Gross Debt 5.10
Net Debt 2.54
Tax Levy Collected 97.71
Tax Levy Cancelled, Abated or Adjusted .04

EXPENDITURES		REVENUES-REALIZED		1984 PROPERTY TAX	
GENERAL GOVERNMENT				STATE EQUALIZED TAX RATE	
Governing Body & Public Boards	6,100.00	1984 Property Taxes Collected	14,845,052.92	Local District School Taxes	1.06 6,556,481.65
Municipal Clerk	70,800.00	1984 Payments in Lieu of Taxes		Regional & Consolidated School Tax	.64 3,924,965.80
Financial Administration	38,400.00	Delinquent Tax & Lien Collections	353,253.25	School Taxes in Municipal Budget	
Assessment of Taxes	91,300.00	Business Personalty Replacement Taxes	240,291.36	County Taxes	.52 3,212,398.02
Collection of Taxes	99,850.00	Taxes from Public Utilities	3,295,242.00	County Library Taxes	.02 122,445.79
Planning, Housing & Development	128,600.00	Other Miscellaneous Tax Revenues		Local Municipal Purpose Taxes	.10 624,000.00
Human Resources		State Aid Revenues	117,233.22	Veteran & Senior Citizen Taxes	
Elections	9,300.00	Federal Aid Revenues		Total Taxes for Rate Computation	2.34 14,540,091.26
General Administration (other)	801,617.61	State and Local Fiscal Assistance Act Utilized	94,882.39	Special District Taxes	
JUDICIARY		Sale of Acquired Property		Bank Corp. Taxes	
Municipal Courts	115,900.00	Other Miscellaneous Revenues		Added and Omitted Taxes	
PUBLIC SAFETY		Total	21,387,141.93	Total Taxes Levied - ABSTRACT	15,215,435.79
Fire Protection	84,500.00	Prior Years Surplus Appropriated	2,850,000.00	Total Taxes Billed	15,192,392.12
Police Protection	1,413,600.00	REVENUES TOTAL	24,237,141.93	1984 TAXES COLLECTED	14,845,052.92
Civil Defense & Disaster Control	3,000.00	Reserve For Uncollected Taxes	899,000.00	1984 Taxes Cancelled, Abated or Adjusted	5,597.50
Environmental Inspection & Control	188,400.00			Transfer to Tax Title Liens or Foreclosed	44,170.20
Other Public Safety		CAPITAL OUTLAY TOTAL	4,272,982.39	Balance Outstanding Dec. 31, 1984	297,571.50
PUBLIC WORKS				PRIOR YEARS TAXES OUTSTANDING	
Streets and Drainage	1,125,682.39	Public Enterprises	1,023,638.37	Balance January 1, 1984	281,287.46
Sewers and Sewage Processing	134,100.00	Recreation—Culture	81,517.92	Collected in 1984	281,287.46
Garbage and Trash Disposal	80,000.00	Public Works	1,907,602.32	Cancelled, Abated or Adjusted 1984	
Public Buildings and Grounds	260,700.00	Buildings and Grounds	1,260,223.78	Transfers to Tax Title Liens or Foreclosed	
Other Public Works		Library and Education		Balance December 31, 1984	
HEALTH and WELFARE		Conservation		TAX TITLE LIENS OUTSTANDING	
Health Services Except Environmental	122,750.00	All Other		Balance January 1, 1984	193,877.19
Welfare-Public Assistance	10,000.00			Transfer From Taxes	44,170.20
Hospitals, Clinics, First Aid	25,000.00	CAPITAL DEBT AUTHORIZED, DECEMBER 31, 1984		Redeemed in 1984	71,965.79
Animal, Insect, & Rodent Control		ISSUED AND UNISSUED		Cancelled, Abated or Adjusted (1984)	
Other Welfare Services		School	6,003,443	Transfers to Foreclosed Property	
RECREATION and CONSERVATION		Self-Liquidating	9,056,800	Balance December 31, 1984	166,081.60
Beaches and Boardwalks		Other	12,892,100	PROPERTY ACQUIRED BY DEED OR FORECLOSURE	
Parks, Playgrounds, Shade Trees	124,600.00	Total	27,952,343	Balance January 1, 1984	140,000.00
Land Reclamation & Conservation	2,800.00	ISSUED AND OUTSTANDING		Transfers From Taxes or Liens	
Other Recreational Services	444,500.00	School	6,003,443.32	Sale for Cash (1984)	
EDUCATION (excluding schools)		Self-Liquidating	5,746,800.00	Cancelled, Abated or Adjusted (1984)	
Libraries		Other	9,682,100.00	Balance December 31, 1984	140,000.00
Other Educational Services	500.00	Total	21,432,343.32	CURRENT FINANCES DECEMBER 31, 1984	
STATUTORY EXPENDITURES		EQUALIZED VALUATION BASIS		ASSETS	
Pensions & F. I. C. A.	460,100.00	FOR NET DEBT COMPUTATION	548,320,765	Cash Dec. 31, 1984	12,251,153.96
Employee Fringe Benefits	213,000.00	REAL PROPERTY VALUATIONS		Taxes Receivable	297,571.50
Other Statutory Expenditures	5,000.00	Code Class # of Parcels % VAL'N		Tax Title Liens	166,081.60
CETA And Other Public Employment Programs		1 Vacant Land 972 3.61	19,308,400.00	Foreclosed Property	140,000.00
MUNICIPAL FUNCTIONS TOTAL	6,060,100.00	2 Residential 5050 72.57	388,284,200.00	Emergencies & Other Deferred Charges	60,000.00
CAPITAL IMPROVEMENTS *MEMO*	165,500.00	3 Farm 499 2.15	11,479,300.00	State and Federal Aid Receivable	3,805.96
DEBT SERVICE		4a Commercial 220 15.11	80,827,150.00	Other Receivables	205,554.70
Principal Payments	225,000.00	4b Industrial 9 5.88	31,473,000.00	Total	13,124,167.72
Interest Payments	422,008.78	4c Apartments 2 .69	3,680,100.00	LIABILITIES, RESERVES, AND SURPLUS	
		Total 6752	535,052,150.00	Cash Liabilities	9,114,822.04
DEFERRED CHARGES	276,452.08	Land Area 37.00 Sq. Miles		Reserves for Receivables	809,207.80
SCHOOL, COUNTY, SPECIAL DISTRICT TAXES	14,298,879.26	Net Valuation Taxable-Municipal	567,097,007	Surplus Dec. 31, 1984	3,200,137.88
RESERVE FOR UNCOLLECTED TAXES	899,000.00	Net Valuation Taxable-County	597,522,554	Total	13,124,167.72
EXPENDITURES TOTAL	22,181,440.12	State Equalized Valuation	614,644,256		
		State Equalization Ratio	91.34		

2106
Population 1980 1,435
Population 1984 1,548
S & P Rating
Moody Rating

General Tax Rate Per \$100.
3.05
State Equalized Tax Rate
2.19

FRELINGHUYSEN TWP. - WARREN COUNTY
Form of Government:
Township Committee
Number of Members on Governing Body - 3

PER CAPITA:
Gross Debt 114.04
Net Debt 11.60
Debt Service
Total Tax Levy 720.39
Municipal Expenditures 251.43
PER CENT:
Gross Debt .38
Net Debt .04
Tax Levy Collected 90.87
Tax Levy Cancelled, Abated or Adjusted

EXPENDITURES		REVENUES-REALIZED		1984 PROPERTY TAX	
GENERAL GOVERNMENT		1984 Property Taxes Collected		STATE EQUALIZED TAX RATE	
Governing Body & Public Boards		1984 Payments in Lieu of Taxes	1,010,337.23	Local District School Taxes .75	373,120.00
Municipal Clerk	9,700.00	Delinquent Tax & Lien Collections	102,611.40	Regional & Consolidated School Tax .76	378,138.69
Financial Administration	7,800.00	Business Personalty Replacement Taxes	32,251.28	School Taxes in Municipal Budget	
Assessment of Taxes	7,822.41	Taxes from Public Utilities	106,409.00	County Taxes .65 *	327,645.84
Collection of Taxes	7,750.00	Other Miscellaneous Tax Revenues		County Library Taxes .03	16,310.51
Planning, Housing & Development		State Aid Revenues	7,887.46	Local Municipal Purpose Taxes	
Human Resources		Federal Aid Revenues	7,854.00	Veteran & Senior Citizen Taxes	11,850.00
Elections		State and Local Fiscal Assistance Act Utilized		Total Taxes for Rate Computation 2.19	1,107,065.04
General Administration (other)	43,329.21	Sale of Acquired Property		Special District Taxes	
JUDICIARY		Other Miscellaneous Revenues	104,954.43	Bank Corp. Taxes	3,302.77
Municipal Courts		Prior Years Surplus Appropriated	170,000.00	Added and Omitted Taxes	16,650.38
PUBLIC SAFETY		REVENUES TOTAL	1,542,304.80	Total Taxes Levied - ABSTRACT	1,115,168.19
Fire Protection	6,550.00	Reserve For Uncollected Taxes	127,977.27	Total Taxes Billed	1,111,865.42
Police Protection	3,500.00			1984 TAXES COLLECTED	1,010,337.23
Civil Defense & Disaster Control				1984 Taxes Cancelled, Abated or Adjusted	
Environmental Inspection & Control	4,892.30			Transfer to Tax Title Liens or Foreclosed	
Other Public Safety				Balance Outstanding Dec. 31, 1984	101,528.19
PUBLIC WORKS				PRIOR YEARS TAXES OUTSTANDING	
Streets and Drainage	123,092.92			Balance January 1, 1984	97,590.81
Sewers and Sewage Processing				Collected in 1984	95,889.23
Garbage and Trash Disposal	4,060.50			Cancelled, Abated or Adjusted 1984	
Public Buildings and Grounds	5,552.46			Transfers to Tax Title Liens or Foreclosed	
Other Public Works				Balance December 31, 1984	1,701.58
HEALTH and WELFARE				TAX TITLE LIENS OUTSTANDING	
Health Services Except Environmental	1,000.00			Balance January 1, 1984	34,096.54
Welfare-Public Assistance	2,297.00			Transfer From Taxes	
Hospitals, Clinics, First Aid				Redeemed in 1984	6,722.17
Animal, Insect, & Rodent Control	1,690.00			Cancelled, Abated or Adjusted (1984)	
Other Welfare Services				Transfers to Foreclosed Property	
RECREATION and CONSERVATION				Balance December 31, 1984	27,374.37
Beaches and Boardwalks				PROPERTY ACQUIRED BY DEED OR	
Parks, Playgrounds, Shade Trees				FORECLOSURE	
Land Reclamation & Conservation				Balance January 1, 1984	
Other Recreational Services	2,950.00			Transfers From Taxes or Liens	
EDUCATION (excluding schools)				Sale for Cash (1984)	
Libraries	150.00			Cancelled, Abated or Adjusted (1984)	
Other Educational Services				Balance December 31, 1984	
STATUTORY EXPENDITURES				CURRENT FINANCES DECEMBER 31, 1984	
Pensions & F. I. C. A.	9,000.00			ASSETS	
Employee Fringe Benefits	1,000.00			Cash Dec. 31, 1984	430,078.46
Other Statutory Expenditures	600.00			Taxes Receivable	103,229.77
CETA And Other Public Employment Programs				Tax Title Liens	27,374.37
MUNICIPAL FUNCTIONS TOTAL	242,736.80			Foreclosed Property	
CAPITAL IMPROVEMENTS *MEMO*	2,000.00			Emergencies & Other Deferred Charges	4,449.92
DEBT SERVICE				State and Federal Aid Receivable	
Principal Payments				Other Receivables	
Interest Payments				Total	565,132.52
DEFERRED CHARGES	18,499.04			LIABILITIES, RESERVES, AND SURPLUS	
SCHOOL, COUNTY, SPECIAL DISTRICT TAXES	1,095,215.04			Cash Liabilities	111,669.52
RESERVE FOR UNCOLLECTED TAXES	127,977.27			Reserves for Receivables	130,604.14
EXPENDITURES TOTAL	1,484,428.15			Surplus Dec. 31, 1984	322,858.86
				Total	565,132.52

1011
 Population 1980 1,573
 Population 1984 1,561
 S & P Rating
 Moody Rating
 General Tax Rate Per \$100. 2.21
 State Equalized Tax Rate 2.35

FRENCHTOWN BORO. - HUNTERDON CO.
Form of Government:
Borough Council
Number of Members on Governing Body - 6

PER CAPITA:
 Gross Debt 327.54
 Net Debt 4.25
 Debt Service
 Total Tax Levy 562.40
 Municipal Expenditures 275.82
 PER CENT:
 Gross Debt 1.52
 Net Debt .02
 Tax Levy Collected 92.32
 Tax Levy Cancelled, Abated or Adjusted .23

EXPENDITURES		REVENUES-REALIZED		1984 PROPERTY TAX	
GENERAL GOVERNMENT				STATE EQUALIZED TAX RATE	
Governing Body & Public Boards		1984 Property Taxes Collected	808,112.43	Local District School Taxes	1.10 409,609.00
Municipal Clerk		1984 Payments in Lieu of Taxes		Regional & Consolidated School Tax	.56 209,659.49
Financial Administration	6,421.15	Delinquent Tax & Lien Collections	71,798.02	School Taxes in Municipal Budget	
Assessment of Taxes	5,661.25	Business Personality Replacement Taxes	45,748.72	County Taxes	.45 165,666.78
Collection of Taxes	4,673.08	Taxes from Public Utilities	48,069.00	County Library Taxes	.03 10,494.10
Planning, Housing & Development	4,125.00	Other Miscellaneous Tax Revenues		Local Municipal Purpose Taxes	.20 75,946.33
Human Resources	1,500.00	State Aid Revenues	26,604.66	Veteran & Senior Citizen Taxes	
Elections	337.64	Federal Aid Revenues		Total Taxes for Rate Computation	2.34 886,875.70
General Administration (other)	44,926.51	State and Local Fiscal Assistance Act Utilized	6,467.20	Special District Taxes	
JUDICIARY		Sale of Acquired Property		Bank Corp. Taxes	5,765.73
Municipal Courts	12,940.00	Other Miscellaneous Revenues	94,735.35	Added and Omitted Taxes	758.03
PUBLIC SAFETY		Total	1,101,535.38	Total Taxes Levied - ABSTRACT	877,899.46
Fire Protection	20,821.14	Prior Years Surplus Appropriated	100,000.00	Total Taxes Billed	875,344.67
Police Protection	67,253.87	REVENUES TOTAL	1,201,535.38	1984 TAXES COLLECTED	808,112.43
Civil Defense & Disaster Control		Reserve For Uncollected Taxes	97,454.10	1984 Taxes Cancelled, Abated or Adjusted	2,052.72
Environmental Inspection & Control	6,084.07	CAPITAL OUTLAY TOTAL	5,189.79	Transfer to Tax Title Liens or Foreclosed	1,266.33
Other Public Safety		Public Enterprises	1,080.00	Balance Outstanding Dec. 31, 1984	63,913.19
PUBLIC WORKS		Recreation—Culture		PRIOR YEARS TAXES OUTSTANDING	
Streets and Drainage	78,658.28	Public Works		Balance January 1, 1984	73,849.30
Sewers and Sewage Processing	21,828.78	Buildings and Grounds	4,109.79	Collected in 1984	71,622.02
Garbage and Trash Disposal		Library and Education		Cancelled, Abated or Adjusted 1984	
Public Buildings and Grounds	12,000.00	Conservation		Transfers to Tax Title Liens or Foreclosed	
Other Public Works		All Other		Balance December 31, 1984	2,227.28
HEALTH and WELFARE				TAX TITLE LIENS OUTSTANDING	
Health Services Except Environmental	1,065.00			Balance January 1, 1984	7,358.26
Welfare-Public Assistance	1,545.00			Transfer From Taxes	1,266.33
Hospitals, Clinics, First Aid				Redeemed in 1984	176.00
Animal, Insect, & Rodent Control				Cancelled, Abated or Adjusted (1984)	
Other Welfare Services				Transfers to Foreclosed Property	
RECREATION and CONSERVATION				Balance December 31, 1984	8,448.59
Beaches and Boardwalks				PROPERTY ACQUIRED BY DEED OR	
Parks, Playgrounds, Shade Trees	6,050.00			FORECLOSURE	
Land Reclamation & Conservation				Balance January 1, 1984	
Other Recreational Services	1,400.00			Transfers From Taxes or Liens	
EDUCATION (excluding schools)				Sale for Cash (1984)	
Libraries	4,720.00			Cancelled, Abated or Adjusted (1984)	
Other Educational Services				Balance December 31, 1984	
STATUTORY EXPENDITURES				CURRENT FINANCES DECEMBER 31, 1984	
Pensions & F. I. C. A.	17,574.88			ASSETS	
Employee Fringe Benefits	7,200.00			Cash Dec. 31, 1984	496,476.98
Other Statutory Expenditures	1,225.00			Taxes Receivable	66,140.47
CETA And Other Public Employment Programs				Tax Title Liens	8,448.59
MUNICIPAL FUNCTIONS				Foreclosed Property	
CAPITAL IMPROVEMENTS *MEMO*	5,000.00			Emergencies & Other Deferred Charges	16,400.00
DEBT SERVICE				State and Federal Aid Receivable	
Principal Payments				Other Receivables	11,880.81
Interest Payments				Total	599,346.85
DEFERRED CHARGES				LIABILITIES, RESERVES, AND SURPLUS	
SCHOOL, COUNTY, SPECIAL DISTRICT TAXES	5,088.81			Cash Liabilities	290,403.40
RESERVE FOR UNCOLLECTED TAXES	795,429.37			Reserves for Receivables	86,469.87
EXPENDITURES TOTAL	1,225,982.93			Surplus Dec. 31, 1984	222,473.58
				Total	599,346.85

0111
Population 1980 12,176
Population 1984 16,422
S & P Rating
Moody Rating AAA

General Tax Rate Per \$100.
4.57
State Equalized Tax Rate
2.03

GALLOWAY TOWNSHIP - ATLANTIC CO.
Form of Government:
Council-Manager Plan E (OMCL 50)
Number of Members on Governing Body - 5

PER CAPITA:
Gross Debt 721.19
Net Debt 73.63
Debt Service 5.52
Total Tax Levy 567.46
Municipal Expenditures 271.35
PER CENT:
Gross Debt 2.97
Net Debt .30
Tax Levy Collected 92.02
Tax Levy Cancelled, Abated or Adjusted .29

EXPENDITURES		REVENUES-REALIZED		1984 PROPERTY TAX	
GENERAL GOVERNMENT				STATE EQUALIZED TAX RATE →	
Governing Body & Public Boards	33,650.00	1984 Property Taxes Collected		Local District School Taxes .80	3,497,064.00
Municipal Clerk	58,725.00	8,578,991.94		Regional & Consolidated School Tax .62	2,689,186.31
Financial Administration	59,935.00	1984 Payments in Lieu of Taxes		School Taxes in Municipal Budget	
Assessment of Taxes	276,310.00	Delinquent Tax & Lien Collections		County Taxes .47 *	2,037,535.06
Collection of Taxes	57,120.00	Business Personalty Replacement Taxes		County Library Taxes .03	128,968.98
Planning, Housing & Development	62,260.00	Taxes from Public Utilities		Local Municipal Purpose Taxes .12	524,000.00
Human Resources	40,490.00	Other Miscellaneous Tax Revenues		Veteran & Senior Citizen Taxes	128,350.00
Elections	4,500.00	State Aid Revenues		Total Taxes for Rate Computation 2.04	9,005,104.35
General Administration (other)	311,485.00	Federal Aid Revenues		Special District Taxes	
JUDICIARY		State and Local Fiscal Assistance Act Utilized		Bank Corp. Taxes	7,420.57
Municipal Courts	70,600.00	Sale of Acquired Property		Added and Omitted Taxes	434,712.06
PUBLIC SAFETY		Other Miscellaneous Revenues		Total Taxes Levied - ABSTRACT	9,318,886.98
Fire Protection	83,300.00	Total		Total Taxes Billed	9,323,176.73
Police Protection	964,066.34	Prior Years Surplus Appropriated		1984 TAXES COLLECTED	8,578,991.94
Civil Defense & Disaster Control	1,750.00	REVENUES TOTAL		1984 Taxes Cancelled, Abated or Adjusted	27,436.26
Environmental Inspection & Control	144,885.00	Reserve For Uncollected Taxes		Transfer to Tax Title Liens or Foreclosed	78,022.90
Other Public Safety		CAPITAL OUTLAY TOTAL		Balance Outstanding Dec. 31, 1984	638,725.63
PUBLIC WORKS				PRIOR YEARS TAXES OUTSTANDING	
Streets and Drainage	396,845.00	Public Enterprises		Balance January 1, 1984	794,446.83
Sewers and Sewage Processing		Recreation—Culture		Collected in 1984	722,521.37
Garbage and Trash Disposal	148,455.00	Public Works		Cancelled, Abated or Adjusted 1984	
Public Buildings and Grounds	81,105.00	Buildings and Grounds		Transfers to Tax Title Liens or Foreclosed	60,646.13
Other Public Works	107,500.00	Library and Education		Balance December 31, 1984	11,279.33
HEALTH and WELFARE		Conservation		TAX TITLE LIENS OUTSTANDING	
Health Services Except Environmental		All Other		Balance January 1, 1984	246,177.71
Welfare-Public Assistance	11,587.00	CAPITAL DEBT AUTHORIZED, DECEMBER 31, 1984		Transfer From Taxes	150,182.27
Hospitals, Clinics, First Aid	1,000.00	ISSUED AND UNISSUED GROSS DEBT NET DEBT		Redeemed in 1984	208,027.33
Animal, Insect, & Rodent Control	35,000.00	School 7,095,248		Cancelled, Abated or Adjusted (1984)	
Other Welfare Services		Self-liquidating 3,539,000		Transfers to Foreclosed Property	
RECREATION and CONSERVATION		Other 1,209,080		Balance December 31, 1984	188,332.65
Beaches and Boardwalks		Total 11,843,328		PROPERTY ACQUIRED BY DEED OR FORECLOSURE	
Parks, Playgrounds, Shade Trees	28,440.00	ISSUED AND OUTSTANDING		Balance January 1, 1984	1,073,967.88
Land Reclamation & Conservation	1,500.00	School 7,095,248.10		Transfers From Taxes or Liens	
Other Recreational Services	500.00	Self-Liquidating 3,175,000.00		Sale for Cash (1984)	
EDUCATION (excluding schools)		Other 1,091,830.00		Cancelled, Abated or Adjusted (1984)	
Libraries	25,000.00	Total 11,362,078.10		Balance December 31, 1984	1,073,967.88
Other Educational Services	12,500.00	EQUALIZED VALUATION BASIS		CURRENT FINANCES DECEMBER 31, 1984	
STATUTORY EXPENDITURES		FOR NET DEBT COMPUTATION		ASSETS	
Pensions & F. I. C. A.	256,298.00	REAL PROPERTY VALUATIONS		Cash Dec. 31, 1984	3,635,596.88
Employee Fringe Benefits	110,500.35	Code Class # of Parcels % VAL'N ASSESSED VALUATION		Taxes Receivable	650,004.96
Other Statutory Expenditures	3,000.00	1 Vacant Land 5936 14.45		Tax Title Liens	188,332.65
CETA And Other Public Employment Programs		2 Residential 4567 68.25		Foreclosed Property	1,073,967.88
MUNICIPAL FUNCTIONS TOTAL	3,388,306.69	3 Farm 304 2.32		Emergencies & Other Deferred Charges	244,081.34
CAPITAL IMPROVEMENTS *MEMO*	33,955.00	4a Commercial 216 11.99		State and Federal Aid Receivable	22,293.48
DEBT SERVICE		4b Industrial 3 2.98		Other Receivables	27,975.32
Principal Payments	25,000.00	4c Apartments		Total	5,842,252.51
Interest Payments	65,651.83	Total 11026		LIABILITIES, RESERVES, AND SURPLUS	
DEFERRED CHARGES	23,556.90	Land Area 91.75 Sq. Miles		Cash Liabilities	1,757,207.38
SCHOOL, COUNTY, SPECIAL DISTRICT TAXES	8,352,754.35	Net Valuation Taxable-Municipal		Reserves for Receivables	1,940,280.81
RESERVE FOR UNCOLLECTED TAXES	953,590.00	Net Valuation Taxable-County		Surplus Dec. 31, 1984	2,144,764.32
EXPENDITURES TOTAL	12,808,859.77	State Equalized Valuation		Total	5,842,252.51
		State Equalization Ratio			

0221
Population 1980 26,803
Population 1984 26,870
S & P Rating
Moody Rating A

General Tax Rate Per \$100.

2.90

State Equalized Tax Rate

2.20

GARFIELD CITY - BERGEN COUNTY

Form of Government:

Council-Manager (1923)

Number of Members on Governing Body - 5

PER CAPITA:

Gross Debt 176.31
Net Debt 148.83
Debt Service 19.75
Total Tax Levy 470.72
Municipal Expenditures 350.22

PER CENT:

Gross Debt .89
Net Debt .75
Tax Levy Collected 96.74
Tax Levy Cancelled, Abated or Adjusted 1.24

EXPENDITURES		REVENUES-REALIZED		1984 PROPERTY TAX	
GENERAL GOVERNMENT				STATE EQUALIZED TAX RATE →	
Governing Body & Public Boards	17,699.95	1984 Property Taxes Collected	12,195,497.29	Local District School Taxes	1.18 6,763,113.50
Municipal Clerk	62,000.00	1984 Payments in Lieu of Taxes		Regional & Consolidated School Tax	
Financial Administration	69,600.00	Delinquent Tax & Lien Collections	259,604.95	School Taxes in Municipal Budget	.01 57,875.00
Assessment of Taxes	69,000.00	Business Personalty Replacement Taxes	479,102.84	County Taxes	.36 2,046,721.68
Collection of Taxes	56,250.00	Taxes from Public Utilities	1,027,340.00	County Library Taxes	
Planning, Housing & Development	19,300.00	Other Miscellaneous Tax Revenues		Local Municipal Purpose Taxes	.65 3,699,032.70
Human Resources	44,640.00	State Aid Revenues	586,126.42	Veteran & Senior Citizen Taxes	430,750.00
Elections	14,500.00	Federal Aid Revenues		Total Taxes for Rate Computation	2.20 12,997,492.88
General Administration (other)	489,500.00	State and Local Fiscal Assistance Act Utilized	205,009.16	Special District Taxes	
JUDICIARY		Sale of Acquired Property		Bank Corp. Taxes	53,992.08
Municipal Courts	94,000.00	Other Miscellaneous Revenues	3,583,272.44	Added and Omitted Taxes	27,536.27
PUBLIC SAFETY		Total	18,335,953.10	Total Taxes Levied - ABSTRACT	12,648,271.23
Fire Protection	165,000.00	Prior Years Surplus Appropriated	500,000.00	Total Taxes Billed	12,606,868.03
Police Protection	1,555,045.90	REVENUES TOTAL	18,835,953.10	1984 TAXES COLLECTED	12,195,497.29
Civil Defense & Disaster Control	1,000.00	Reserve For Uncollected Taxes	509,870.02	1984 Taxes Cancelled, Abated or Adjusted	155,891.30
Environmental Inspection & Control	49,365.00	CAPITAL OUTLAY TOTAL	1,864,946.98	Transfer to Tax Title Liens or Foreclosed	33,097.00
Other Public Safety				Balance Outstanding Dec. 31, 1984	222,382.44
PUBLIC WORKS				PRIOR YEARS TAXES OUTSTANDING	
Streets and Drainage	451,412.00	Public Enterprises	122,249.55	Balance January 1, 1984	342,678.32
Sewers and Sewage Processing		Recreation—Culture	450,301.76	Collected in 1984	235,851.93
Garbage and Trash Disposal	4,031,880.00	Public Works	221,393.02	Cancelled, Abated or Adjusted 1984	
Public Buildings and Grounds	102,937.05	Buildings and Grounds	138,529.16	Transfers to Tax Title Liens or Foreclosed	
Other Public Works		Library and Education		Balance December 31, 1984	106,826.39
HEALTH and WELFARE		Conservation	932,473.49	TAX TITLE LIENS OUTSTANDING	
Health Services Except Environmental	84,279.00	All Other		Balance January 1, 1984	54,353.22
Welfare-Public Assistance	39,200.00	CAPITAL DEBT AUTHORIZED, DECEMBER 31, 1984		Transfer From Taxes	33,097.00
Hospitals, Clinics, First Aid		ISSUED AND UNISSUED		Redeemed in 1984	23,753.02
Animal, Insect, & Rodent Control		School	100,000	Cancelled, Abated or Adjusted (1984)	
Other Welfare Services		Self-liquidating	638,289	Transfers to Foreclosed Property	
RECREATION and CONSERVATION		Other	3,999,040	Balance December 31, 1984	63,697.20
Beaches and Boardwalks		Total	4,737,330	PROPERTY ACQUIRED BY DEED OR FORECLOSURE	
Parks, Playgrounds, Shade Trees	84,500.00	ISSUED AND OUTSTANDING		Balance January 1, 1984	124,270.00
Land Reclamation & Conservation		School	100,000.00	Transfers From Taxes or Liens	
Other Recreational Services	5,500.00	Self-Liquidating	443,000.00	Sale for Cash (1984)	
EDUCATION (excluding schools)		Other	2,933,000.00	Cancelled, Abated or Adjusted (1984)	
Libraries	210,000.00	Total	3,476,000.00	Balance December 31, 1984	124,270.00
Other Educational Services		EQUALIZED VALUATION BASIS		CURRENT FINANCES DECEMBER 31, 1984	
STATUTORY EXPENDITURES		FOR NET DEBT COMPUTATION	534,268,289	ASSETS	
Pensions & F. I. C. A.	449,580.56	REAL PROPERTY VALUATIONS		Cash Dec. 31, 1984	1,908,741.84
Employee Fringe Benefits	5,700.00	Code Class # of Parcels % VAL'N		Taxes Receivable	329,208.83
Other Statutory Expenditures	15,000.00	1 Vacant Land 306 1.29	5,556,700.00	Tax Title Liens	63,697.20
CETA And Other Public Employment Programs		2 Residential 5283 68.70	296,294,500.00	Foreclosed Property	124,270.00
MUNICIPAL FUNCTIONS TOTAL	8,186,889.46	3 Farm		Emergencies & Other Deferred Charges	1,029.86
CAPITAL IMPROVEMENTS *MEMO*	100,000.00	4a Commercial 464 11.34	48,913,600.00	State and Federal Aid Receivable	24,570.00
DEBT SERVICE		4b Industrial 91 14.53	62,661,800.00	Other Receivables	109,730.86
Principal Payments	303,000.00	4c Apartments 112 4.14	17,860,700.00	Total	2,561,248.59
Interest Payments	227,781.39	Total 6256	431,287,300.00	LIABILITIES, RESERVES, AND SURPLUS	
TYPE I SCHL DEBT *MEMO	57,875.00	Land Area 2.10 Sq. Miles		Cash Liabilities	665,982.58
DEFERRED CHARGES	182,797.33	Net Valuation Taxable-Municipal	434,109,657	Reserves for Receivables	626,906.89
SCHOOL, COUNTY, SPECIAL DISTRICT TAXES	8,867,710.18	Net Valuation Taxable-County	542,045,307	Surplus Dec. 31, 1984	1,268,359.12
RESERVE FOR UNCOLLECTED TAXES	509,870.02	State Equalized Valuation	572,028,982	Total	2,561,248.59
EXPENDITURES TOTAL	18,278,048.38	State Equalization Ratio	75.77		

2006
Population 1980 4,752
Population 1984 4,700
S & P Rating
Moody Rating A

General Tax Rate Per \$100.
4.52
State Equalized Tax Rate
2.50

GARWOOD BOROUGH - UNION COUNTY
Form of Government:
Borough Council
Number of Members on Governing Body - 6

PER CAPITA:
Gross Debt 422.42
Net Debt 257.95
Debt Service 36.00
Totl Tax Levy 755.30
Municipal Expenditures 436.29
PER CENT:
Gross Debt 1.51
Net Debt .92
Tax Levy Collected 98.81
Tax Levy Cancelled, Abated or Adjusted .13

EXPENDITURES		REVENUES-REALIZED		1984 PROPERTY TAX	
GENERAL GOVERNMENT		1984 Property Taxes Collected		STATE EQUALIZED TAX RATE	
Governing Body & Public Boards			3,503,924.23	Local District School Taxes .72	1,019,370.93
Municipal Clerk		1984 Payments in Lieu of Taxes	26,409.97	Regional & Consolidated School Tax .63	886,398.07
Financial Administration	10,100.00	Delinquent Tax & Lien Collections	232,744.12	School Taxes in Municipal Budget	
Assessment of Taxes	88,020.00	Business Personalty Replacement Taxes	289,682.00	County Taxes .53	752,921.58
Collection of Taxes	20,007.00	Taxes from Public Utilities	1,707.94	County Library Taxes	
Planning, Housing & Development	6,800.00	Other Miscellaneous Tax Revenues	56,013.95	Local Municipal Purpose Taxes .62	877,866.53
Human Resources	475.00	State Aid Revenues	41,896.54	Veteran & Senior Citizen Taxes	79,200.00
Elections	1,000.00	Federal Aid Revenues		Total Taxes for Rate Computation 2.50	3,615,757.11
General Administration (other)	170,190.57	State and Local Fiscal Assistance Act Utilized	238,480.39	Special District Taxes	
JUDICIARY		Sale of Acquired Property	4,390,859.14	Bank Corp. Taxes	3,761.34
Municipal Courts	23,953.00	Other Miscellaneous Revenues	385,000.00	Added and Omitted Taxes	9,590.31
PUBLIC SAFETY		Total	4,775,859.14	Total Taxes Levied - ABSTRACT	3,549,908.76
Fire Protection	68,700.00	Prior Years Surplus Appropriated	137,000.00	Total Taxes Billed	3,546,147.42
Police Protection	518,399.74	REVENUES	132,848.09	1984 TAXES COLLECTED	3,503,924.23
Civil Defense & Disaster Control	1,500.00	Reserve For Uncollected Taxes		1984 Taxes Cancelled, Abated or Adjusted	4,520.00
Environmental Inspection & Control	22,000.00			Transfer to Tax Title Liens or Foreclosed	5,026.24
Other Public Safety				Balance Outstanding Dec. 31, 1984	32,676.95
PUBLIC WORKS				PRIOR YEARS TAXES OUTSTANDING	
Streets and Drainage	284,563.98	Public Enterprises		Balance January 1, 1984	28,206.05
Sewers and Sewage Processing	152,565.00	Recreation—Culture		Collected in 1984	26,409.97
Garbage and Trash Disposal	34,051.00	Public Works	35,227.90	Cancelled, Abated or Adjusted 1984	102.76
Public Buildings and Grounds	37,500.00	Buildings and Grounds	97,620.19	Transfers to Tax Title Liens or Foreclosed	1,693.32
Other Public Works		Library and Education		Balance December 31, 1984	
HEALTH and WELFARE		Conservation		TAX TITLE LIENS OUTSTANDING	
Health Services Except Environmental	27,570.00	All Other		Balance January 1, 1984	16,657.24
Welfare-Public Assistance	3,370.00			Transfer From Taxes	7,078.93
Hospitals, Clinics, First Aid				Redeemed in 1984	
Animal, Insect, & Rodent Control	1,300.00			Cancelled, Abated or Adjusted (1984)	1,559.44
Other Welfare Services				Transfers to Foreclosed Property	
RECREATION and CONSERVATION				Balance December 31, 1984	22,176.73
Beaches and Boardwalks				PROPERTY ACQUIRED BY DEED OR FORECLOSURE	
Parks, Playgrounds, Shade Trees	6,000.00			Balance January 1, 1984	27,384.00
Land Reclamation & Conservation				Transfers From Taxes or Liens	
Other Recreational Services	21,300.00			Sale for Cash (1984)	
EDUCATION (excluding schools)				Cancelled, Abated or Adjusted (1984)	
Libraries	26,139.00			Balance December 31, 1984	27,384.00
Other Educational Services				CURRENT FINANCES DECEMBER 31, 1984	
STATUTORY EXPENDITURES				ASSETS	
Pensions & F. I. C. A.	140,685.00			Cash Dec. 31, 1984	925,624.75
Employee Fringe Benefits	67,500.00			Taxes Receivable	32,676.95
Other Statutory Expenditures				Tax Title Liens	22,176.73
CETA And Other Public Employment Programs				Foreclosed Property	27,384.00
MUNICIPAL FUNCTIONS				Emergencies & Other Deferred Charges	75,000.00
CAPITAL IMPROVEMENTS				State and Federal Aid Receivable	
DEBT SERVICE				Other Receivables	6,436.61
Principal Payments	87,000.00			Total	1,089,299.04
Interest Payments	82,217.86			LIABILITIES, RESERVES, AND SURPLUS	
DEFERRED CHARGES				Cash Liabilities	567,582.41
SCHOOL, COUNTY, SPECIAL DISTRICT TAXES	2,658,690.58			Reserves for Receivables	88,674.29
RESERVE FOR UNCOLLECTED TAXES				Surplus Dec. 31, 1984	433,042.34
EXPENDITURES				Total	1,089,299.04
TOTAL	4,709-238.62				

0413
Population 1980 2,510
Population 1984 2,523
S & P Rating
Moody Rating

General Tax Rate Per \$100. 4.82
State Equalized Tax Rate 2.86

GIBBSBORO BOROUGH – CAMDEN COUNTY
Form of Government:
Borough Council
Number of Members on Governing Body – 6

PER CAPITA:
Gross Debt 260.22
Net Debt 13.18
Debt Service 10.99
Total Tax Levy 624.81
Municipal Expenditures 254.87

PER CENT:
Gross Debt 1.37
Net Debt .07
Tax Levy Collected 97.16
Tax Levy Cancelled, Abated or Adjusted .12

EXPENDITURES		REVENUES-REALIZED		1984 PROPERTY TAX	
GENERAL GOVERNMENT				STATE EQUALIZED TAX RATE	
Governing Body & Public Boards		1984 Property Taxes Collected	1,530,701.02	Local District School Taxes .85	453,085.00
Municipal Clerk		1984 Payments in Lieu of Taxes	50,457.95	Regional & Consolidated School Tax .52	278,013.39
Financial Administration	21,000.00	Delinquent Tax & Lien Collections	58,586.48	School Taxes in Municipal Budget	
Assessment of Taxes	6,316.00	Business Personalty Replacement Taxes	183,948.00	County Taxes 1.12	599,276.00
Collection of Taxes	11,411.09	Taxes from Public Utilities	26,928.85	County Library Taxes .03	13,704.00
Planning, Housing & Development	23,510.00	Other Miscellaneous Tax Revenues	9,856.00	Local Municipal Purpose Taxes .33	175,220.00
Human Resources	3,050.00	State Aid Revenues	88,523.85	Veteran & Senior Citizen Taxes	29,300.00
Elections	90,450.00	Federal Aid Revenues	1,949,002.15	Total Taxes for Rate Computation 2.85	1,548,598.39
General Administration (other)	12,500.00	State and Local Fiscal Assistance Act Utilized	204,340.00	Special District Taxes	
JUDICIARY		Sale of Acquired Property	1,949,002.15	Bank Corp. Taxes	2,082.68
Municipal Courts	30,100.00	Other Miscellaneous Revenues	2,153,342.15	Added and Omitted Taxes	55,022.79
PUBLIC SAFETY		Total	90,860.00	Total Taxes Levied - ABSTRACT	1,576,403.86
Fire Protection	22,927.00	Prior Years Surplus Appropriated	48,809.14	Total Taxes Billed	1,575,374.24
Police Protection	65,283.29	REVENUES TOTAL		1984 TAXES COLLECTED	1,530,701.02
Civil Defense & Disaster Control	45,958.84	CAPITAL OUTLAY TOTAL		1984 Taxes Cancelled, Abated or Adjusted	1,897.50
Environmental Inspection & Control	40,250.00	Public Enterprises		Transfer to Tax Title Liens or Foreclosed	2,788.47
Other Public Safety		Recreation—Culture	26,308.67	Balance Outstanding Dec. 31, 1984	39,987.25
PUBLIC WORKS		Public Works	22,500.47	PRIOR YEARS TAXES OUTSTANDING	
Streets and Drainage		Buildings and Grounds		Balance January 1, 1984	51,668.99
Sewers and Sewage Processing		Library and Education		Collected in 1984	50,000.00
Garbage and Trash Disposal		Conservation		Cancelled, Abated or Adjusted 1984	
Public Buildings and Grounds		All Other		Transfers to Tax Title Liens or Foreclosed	1,668.62
Other Public Works				Balance December 31, 1984	.37
HEALTH and WELFARE				TAX TITLE LIENS OUTSTANDING	
Health Services Except Environmental	1,074.00			Balance January 1, 1984	457.58
Welfare-Public Assistance	3,392.00			Transfer From Taxes	4,457.09
Hospitals, Clinics, First Aid				Redeemed in 1984	457.58
Animal, Insect, & Rodent Control	1,000.00			Cancelled, Abated or Adjusted (1984)	
Other Welfare Services				Transfers to Foreclosed Property	
RECREATION and CONSERVATION				Balance December 31, 1984	4,457.09
Beaches and Boardwalks				PROPERTY ACQUIRED BY DEED OR	
Parks, Playgrounds, Shade Trees	500.00			FORECLOSURE	
Land Reclamation & Conservation	15,460.00			Balance January 1, 1984	32,306.00
Other Recreational Services				Transfers From Taxes or Liens	
EDUCATION (excluding schools)				Sale for Cash (1984)	
Libraries	10,886.00			Cancelled, Abated or Adjusted (1984)	
Other Educational Services				Balance December 31, 1984	32,306.00
STATUTORY EXPENDITURES				CURRENT FINANCES DECEMBER 31, 1984	
Pensions & F. I. C. A.	17,875.02			ASSETS	
Employee Fringe Benefits	2,000.00			Cash Dec. 31, 1984	711,784.99
Other Statutory Expenditures				Taxes Receivable	39,987.62
CETA And Other Public Employment Programs				Tax Title Liens	4,457.09
MUNICIPAL FUNCTIONS TOTAL	518,693.24			Foreclosed Property	32,306.00
CAPITAL IMPROVEMENTS *MEMO*	20,000.00			Emergencies & Other Deferred Charges	21,390.13
DEBT SERVICE				State and Federal Aid Receivable	
Principal Payments	25,140.00			Other Receivables	2,473.41
Interest Payments	2,584.65			Total	812,399.24
DEFERRED CHARGES	5,760.52			LIABILITIES, RESERVES, AND SURPLUS	
SCHOOL, COUNTY, SPECIAL DISTRICT TAXES	1,344,078.39			Cash Liabilities	282,524.67
RESERVE FOR UNCOLLECTED TAXES	90,860.00			Reserves for Receivables	79,224.12
EXPENDITURES TOTAL	1,987,116.80			Surplus Dec. 31, 1984	450,650.45
				Total	812,399.24

0806
Population 1980 14,574
Population 1984 14,383
S & P Rating
Moody Rating A

General Tax Rate Per \$100. 3.62
State Equalized Tax Rate 3.09

GLASSBORO BOROUGH – GLOUCESTER CO.
Form of Government:
Borough Council
Number of Members on Governing Body – 6

PER CAPITA:
Gross Debt 230.32
Net Debt 174.71
Debt Service 22.07
Total Tax Levy 457.31
Municipal Expenditures 298.74
PER CENT:
Gross Debt 1.67
Net Debt 1.27
Tax Levy Collected 95.16
Tax Levy Cancelled, Abated or Adjusted .31

EXPENDITURES		REVENUES-REALIZED		1984 PROPERTY TAX	
GENERAL GOVERNMENT				STATE EQUALIZED TAX RATE →	
Governing Body & Public Boards	14,000.00	1984 Property Taxes Collected	6,244,270.30	Local District School Taxes	1.67 3,519,587.57
Municipal Clerk	49,900.00	1984 Payments in Lieu of Taxes		Regional & Consolidated School Tax	
Financial Administration	25,500.00	Delinquent Tax & Lien Collections	279,458.26	School Taxes in Municipal Budget	
Assessment of Taxes	44,640.28	Business Personalty Replacement Taxes	245,854.92	County Taxes	.66 1,399,068.43
Collection of Taxes	49,964.00	Taxes from Public Utilities	1,054,287.06	County Library Taxes	.02 35,791.71
Planning, Housing & Development	8,064.00	Other Miscellaneous Tax Revenues		Local Municipal Purpose Taxes	.73 1,551,339.00
Human Resources	7,000.00	State Aid Revenues	521,839.96	Veteran & Senior Citizen Taxes	
Elections	5,250.00	Federal Aid Revenues		Total Taxes for Rate Computation	3.08 6,615,136.71
General Administration (other)	207,178.71	State and Local Fiscal Assistance Act Utilized	148,815.50	Special District Taxes	
JUDICIARY		Sale of Acquired Property		Bank Corp. Taxes	15,612.79
Municipal Courts	49,800.00	Other Miscellaneous Revenues	347,319.38	Added and Omitted Taxes	56,141.41
PUBLIC SAFETY		Total	8,841,845.28	Total Taxes Levied - ABSTRACT	6,577,540.91
Fire Protection	317,504.00	Prior Years Surplus Appropriated	309,420.99	Total Taxes Billed	6,561,928.12
Police Protection	826,667.00	REVENUES TOTAL	9,151,266.27	1984 TAXES COLLECTED	6,244,270.30
Civil Defense & Disaster Control	3,200.00	Reserve For Uncollected Taxes	395,040.00	1984 Taxes Cancelled, Abated or Adjusted	20,319.06
Environmental Inspection & Control	45,848.00			Transfer to Tax Title Liens or Foreclosed	11,198.44
Other Public Safety		CAPITAL OUTLAY TOTAL	92,784.26	Balance Outstanding Dec. 31, 1984	286,140.32
PUBLIC WORKS				PRIOR YEARS TAXES OUTSTANDING	
Streets and Drainage	662,131.14	Public Enterprises		Balance January 1, 1984	289,713.74
Sewers and Sewage Processing		Recreation—Culture		Collected in 1984	234,661.02
Garbage and Trash Disposal	186,673.86	Public Works	50,000.00	Cancelled, Abated or Adjusted 1984	
Public Buildings and Grounds	104,602.70	Buildings and Grounds	42,784.26	Transfers to Tax Title Liens or Foreclosed	7,106.51
Other Public Works	84,000.00	Library and Education		Balance December 31, 1984	47,946.21
HEALTH and WELFARE		Conservation		TAX TITLE LIENS OUTSTANDING	
Health Services Except Environmental	51,896.00	All Other		Balance January 1, 1984	57,045.77
Welfare-Public Assistance	16,000.00			Transfer From Taxes	19,442.58
Hospitals, Clinics, First Aid		CAPITAL DEBT AUTHORIZED, DECEMBER 31, 1984		Redeemed in 1984	45,297.24
Animal, Insect, & Rodent Control	5,000.00	ISSUED AND UNISSUED		Cancelled, Abated or Adjusted (1984)	
Other Welfare Services		School	799,800	Transfers to Foreclosed Property	
RECREATION and CONSERVATION		Self-liquidating	916,100	Balance December 31, 1984	31,191.11
Beaches and Boardwalks		Other	1,596,800	PROPERTY ACQUIRED BY DEED OR FORECLOSURE	
Parks, Playgrounds, Shade Trees	143,480.00	Total	3,312,700	Balance January 1, 1984	1,031,179.84
Land Reclamation & Conservation	500.00			Transfers From Taxes or Liens	
Other Recreational Services	35,500.00	ISSUED AND OUTSTANDING		Sale for Cash (1984)	19,363.50
EDUCATION (excluding schools)		School	799,800.00	Cancelled, Abated or Adjusted (1984)	41,636.50
Libraries	53,400.00	Self-Liquidating	395,000.00	Balance December 31, 1984	970,179.84
Other Educational Services		Other	1,230,500.00	CURRENT FINANCES DECEMBER 31, 1984	
STATUTORY EXPENDITURES		Total	2,915,300.00	ASSETS	
Pensions & F. I. C. A.	304,300.00	EQUALIZED VALUATION BASIS		Cash Dec. 31, 1984	890,758.06
Employee Fringe Benefits	168,785.91	FOR NET DEBT COMPUTATION	197,844,386	Taxes Receivable	334,086.53
Other Statutory Expenditures	15,000.00	REAL PROPERTY VALUATIONS		Tax Title Liens	31,191.11
CETA And Other Public Employment Programs		Code Class # of Parcels % VAL'N	ASSESSED VALUATION	Foreclosed Property	970,179.84
MUNICIPAL FUNCTIONS		1 Vacant Land 691 3.10	5,381,200.00	Emergencies & Other Deferred Charges	1,872.85
CAPITAL IMPROVEMENTS		2 Residential 2759 60.37	104,785,900.00	State and Federal Aid Receivable	21,915.62
DEBT SERVICE		3 Farm 110 2.21	3,843,700.00	Other Receivables	39,433.97
Principal Payments	205,000.00	4a Commercial 237 19.53	33,905,000.00	Total	2,289,437.98
Interest Payments	112,495.00	4b Industrial 16 6.04	10,491,100.00	LIABILITIES, RESERVES, AND SURPLUS	
		4c Apartments 30 8.73	15,157,600.00	Cash Liabilities	444,502.80
		Total 3843	173,564,500.00	Reserves for Receivables	1,374,891.45
DEFERRED CHARGES		Land Area 9.37 Sq. Miles		Surplus Dec. 31, 1984	470,043.73
SCHOOL, COUNTY, SPECIAL DISTRICT TAXES	4,954,447.71	Net Valuation Taxable-Municipal	180,110,463	Total	2,289,437.98
RESERVE FOR UNCOLLECTED TAXES	395,040.00	Net Valuation Taxable-County	210,076,925		
EXPENDITURES		State Equalized Valuation	210,024,853		
TOTAL	9,251,176.65	State Equalization Ratio	85.31		

1012
 Population 1980 **834**
 Population 1984 **944**
 S & P Rating
 Moody Rating

General Tax Rate Per \$100. **2.83**
 State Equalized Tax Rate **2.81**

GLEN GARDNER BORO. - HUNTERDON CO.
Form of Government:
Borough Council
Number of Members on Governing Body - 6

PER CAPITA:
 Gross Debt **1,342.21**
 Net Debt **25.54**
 Debt Service **28.47**
 Total Tax Levy **564.06**
 Municipal Expenditures **302.48**

PER CENT:
 Gross Debt **7.74**
 Net Debt **.15**
 Tax Levy Collected **88.51**
 Tax Levy Cancelled, Abated or Adjusted **.67**

EXPENDITURES		REVENUES-REALIZED		1984 PROPERTY TAX	
GENERAL GOVERNMENT				STATE EQUALIZED TAX RATE	
Governing Body & Public Boards		1984 Property Taxes Collected	469,245.14	Local District School Taxes 1.12	208,469.00
Municipal Clerk		1984 Payments in Lieu of Taxes		Regional & Consolidated School Tax .65	120,561.37
Financial Administration	7,469.00	Delinquent Tax & Lien Collections	59,342.74	School Taxes in Municipal Budget	
Assessment of Taxes	2,720.00	Business Personalty Replacement Taxes	6,239.92	County Taxes	78,647.02
Collection of Taxes	6,231.00	Taxes from Public Utilities	35,410.00	County Library Taxes	4,981.95
Planning, Housing & Development	3,360.18	Other Miscellaneous Tax Revenues		Local Municipal Purpose Taxes	107,060.64
Human Resources		State Aid Revenues	16,367.37	Veteran & Senior Citizen Taxes	7,450.00
Elections		Federal Aid Revenues		Total Taxes for Rate Computation 2.80	527,169.98
General Administration (other)	37,055.00	State and Local Fiscal Assistance Act Utilized	3,908.00	Special District Taxes	
JUDICIARY		Sale of Acquired Property		Bank Corp. Taxes	3,949.05
Municipal Courts	8,800.00	Other Miscellaneous Revenues	59,669.24	Added and Omitted Taxes	8,801.54
PUBLIC SAFETY		Total	650,182.41	Total Taxes Levied - ABSTRACT	532,470.57
Fire Protection	16,771.18	Prior Years Surplus Appropriated	37,362.00	Total Taxes Billed	530,174.78
Police Protection	2,000.00	REVENUES TOTAL	687,544.41	1984 TAXES COLLECTED	469,245.14
Civil Defense & Disaster Control	100.00	Reserve For Uncollected Taxes	79,560.05	1984 Taxes Cancelled, Abated or Adjusted	3,536.11
Environmental Inspection & Control		CAPITAL OUTLAY TOTAL	319,421.67	Transfer to Tax Title Liens or Foreclosed	9,108.75
Other Public Safety		Public Enterprises	309,954.81	Balance Outstanding Dec. 31, 1984	48,284.78
PUBLIC WORKS		Recreation—Culture		PRIOR YEARS TAXES OUTSTANDING	
Streets and Drainage	41,712.29	Public Works	9,466.86	Balance January 1, 1984	57,552.35
Sewers and Sewage Processing	30,350.00	Buildings and Grounds		Collected in 1984	53,928.73
Garbage and Trash Disposal		Library and Education		Cancelled, Abated or Adjusted 1984	334.24
Public Buildings and Grounds	8,457.68	Conservation		Transfers to Tax Title Liens or Foreclosed	2,789.31
Other Public Works		All Other		Balance December 31, 1984	500.07
HEALTH and WELFARE		CAPITAL DEBT AUTHORIZED, DECEMBER 31, 1984		TAX TITLE LIENS OUTSTANDING	
Health Services Except Environmental	930.00	ISSUED AND UNISSUED		Balance January 1, 1984	21,177.27
Welfare-Public Assistance	1,215.00	School	71,832	Transfer From Taxes	12,066.84
Hospitals, Clinics, First Aid		Self-liquidating	1,166,600	Redeemed in 1984	5,414.01
Animal, Insect, & Rodent Control		Other	28,610	Cancelled, Abated or Adjusted (1984)	
Other Welfare Services		Total	1,267,042	Transfers to Foreclosed Property	
RECREATION and CONSERVATION		ISSUED AND OUTSTANDING		Balance December 31, 1984	27,830.10
Beaches and Boardwalks		School	64,224.23	PROPERTY ACQUIRED BY DEED OR FORECLOSURE	
Parks, Playgrounds, Shade Trees		Self-Liquidating	509,000.00	Balance January 1, 1984	25,150.00
Land Reclamation & Conservation	40.00	Other	28,610.00	Transfers From Taxes or Liens	
Other Recreational Services		Total	601,834.23	Sale for Cash (1984)	
EDUCATION (excluding schools)		EQUALIZED VALUATION BASIS		Cancelled, Abated or Adjusted (1984)	
Libraries		FOR NET DEBT COMPUTATION	16,376,275	Balance December 31, 1984	25,150.00
Other Educational Services		REAL PROPERTY VALUATIONS		CURRENT FINANCES DECEMBER 31, 1984	
STATUTORY EXPENDITURES		Code Class # of Parcels % VAL'N		ASSETS	
Pensions & F. I. C. A.	5,160.00	1 Vacant Land 75 6.19	1,127,650.00	Cash Dec. 31, 1984	298,593.44
Employee Fringe Benefits		2 Residential 253 78.46	14,287,300.00	Taxes Receivable	48,784.85
Other Statutory Expenditures	500.00	3 Farm 31 4.13	752,490.00	Tax Title Liens	27,830.10
CETA And Other Public Employment Programs		4a Commercial 16 7.49	1,363,150.00	Foreclosed Property	25,150.00
MUNICIPAL FUNCTIONS	172,871.33	4b Industrial 1 2.08	378,750.00	Emergencies & Other Deferred Charges	12,378.49
CAPITAL IMPROVEMENTS	5,000.00	4c Apartments 3 1.65	300,350.00	State and Federal Aid Receivable	
DEBT SERVICE		Total 379	18,209,690.00	Other Receivables	10,435.31
Principal Payments	23,610.00	Land Area 1.46 Sq. Miles		Total	423,172.19
Interest Payments	3,265.93	Net Valuation Taxable-Municipal	18,423,053	LIABILITIES, RESERVES, AND SURPLUS	
DEFERRED CHARGES	6,231.10	Net Valuation Taxable-County	17,253,174	Cash Liabilities	176,013.27
SCHOOL, COUNTY, SPECIAL DISTRICT TAXES	412,659.34	State Equalized Valuation	18,542,517	Reserves for Receivables	112,200.26
RESERVE FOR UNCOLLECTED TAXES	79,560.05	State Equalization Ratio	99.35	Surplus Dec. 31, 1984	134,958.66
EXPENDITURES	698,197.75			Total	423,172.19

0708
Population 1980 7,855
Population 1984 7,776
S & P Rating
Moody Rating

General Tax Rate Per \$100. 4.01
State Equalized Tax Rate 3.71

GLEN RIDGE BORO. - TWP. - ESSEX COUNTY
Form of Government:
Borough Council
Number of Members on Governing Body - 6

PER CAPITA:
Gross Debt 130.14
Net Debt
Debt Service
Total Tax Levy 1,226.00
Municipal Expenditures 429.79

PER CENT:
Gross Debt .44
Net Debt
Tax Levy Collected 98.78
Tax Levy Cancelled, Abated or Adjusted .23

EXPENDITURES		REVENUES-REALIZED		1984 PROPERTY TAX STATE EQUALIZED TAX RATE	
GENERAL GOVERNMENT					
Governing Body & Public Boards		1984 Property Taxes Collected	9,416,635.45	Local District School Taxes 1.79	4,584,676.00
Municipal Clerk		1984 Payments in Lieu of Taxes		Regional & Consolidated School Tax	
Financial Administration	47,256.00	Delinquent Tax & Lien Collections	94,586.48	School Taxes in Municipal Budget	
Assessment of Taxes	17,692.00	Business Personalty Replacement Taxes	42,030.28	County Taxes 1.01	2,579,364.64
Collection of Taxes	32,266.00	Taxes from Public Utilities	323,748.00	County Library Taxes	
Planning, Housing & Development	1,300.00	Other Miscellaneous Tax Revenues		Local Municipal Purpose Taxes .91	2,324,088.46
Human Resources		State Aid Revenues	90,083.08	Veteran & Senior Citizen Taxes	48,250.00
Elections	2,450.00	Federal Aid Revenues		Total Taxes for Rate Computation 3.71	9,536,379.10
General Administration (other)	218,491.32	State and Local Fiscal Assistance Act Utilized	88,635.00	Special District Taxes	
JUDICIARY		Sale of Acquired Property		Bank Corp. Taxes	17,455.69
Municipal Courts	38,477.81	Other Miscellaneous Revenues	418,969.00	Added and Omitted Taxes	27,756.96
PUBLIC SAFETY		Total	10,474,687.29	Total Taxes Levied - ABSTRACT	9,533,341.75
Fire Protection		Prior Years Surplus Appropriated	56,000.00	Total Taxes Billed	9,532,487.53
Police Protection	1,141,397.00	REVENUES TOTAL	10,530,687.29	1984 TAXES COLLECTED	9,416,635.45
Civil Defense & Disaster Control		Reserve For Uncollected Taxes	234,500.00	1984 Taxes Cancelled, Abated or Adjusted	22,123.17
Environmental Inspection & Control	20,746.00	CAPITAL OUTLAY TOTAL	10,831.32	Transfer to Tax Title Liens or Foreclosed	7,089.68
Other Public Safety				Balance Outstanding Dec. 31, 1984	86,639.23
PUBLIC WORKS				PRIOR YEARS TAXES OUTSTANDING	
Streets and Drainage	339,995.76	Public Enterprises		Balance January 1, 1984	94,961.90
Sewers and Sewage Processing	137,022.00	Recreation—Culture		Collected in 1984	84,521.74
Garbage and Trash Disposal	330,370.00	Public Works	1,388.82	Cancelled, Abated or Adjusted 1984	10,440.16
Public Buildings and Grounds	77,470.00	Buildings and Grounds	9,442.50	Transfers to Tax Title Liens or Foreclosed	
Other Public Works		Library and Education		Balance December 31, 1984	
HEALTH and WELFARE		Conservation		TAX TITLE LIENS OUTSTANDING	
Health Services Except Environmental	19,510.00	All Other		Balance January 1, 1984	46,795.40
Welfare-Public Assistance	5,700.00			Transfer From Taxes	7,089.68
Hospitals, Clinics, First Aid				Redeemed in 1984	10,064.74
Animal, Insect, & Rodent Control				Cancelled, Abated or Adjusted (1984)	
Other Welfare Services				Transfers to Foreclosed Property	
RECREATION and CONSERVATION				Balance December 31, 1984	43,820.34
Beaches and Boardwalks				PROPERTY ACQUIRED BY DEED OR FORECLOSURE	
Parks, Playgrounds, Shade Trees	99,712.00			Balance January 1, 1984	410.00
Land Reclamation & Conservation				Transfers From Taxes or Liens	
Other Recreational Services	51,629.58			Sale for Cash (1984)	
EDUCATION (excluding schools)				Cancelled, Abated or Adjusted (1984)	
Libraries	112,500.00			Balance December 31, 1984	410.00
Other Educational Services				CURRENT FINANCES DECEMBER 31, 1984	
STATUTORY EXPENDITURES				ASSETS	
Pensions & F. I. C. A.	326,759.62			Cash Dec. 31, 1984	2,033,596.13
Employee Fringe Benefits	73,400.00			Taxes Receivable	86,639.23
Other Statutory Expenditures				Tax Title Liens	43,820.34
CETA And Other Public Employment Programs				Foreclosed Property	410.00
MUNICIPAL FUNCTIONS				Emergencies & Other Deferred Charges	45,200.00
CAPITAL IMPROVEMENTS				State and Federal Aid Receivable	
DEBT SERVICE				Other Receivables	1,913.09
Principal Payments				Total	2,211,578.79
Interest Payments				LIABILITIES, RESERVES, AND SURPLUS	
DEFERRED CHARGES				Cash Liabilities	1,716,007.92
SCHOOL, COUNTY, SPECIAL DISTRICT TAXES	7,164,040.64			Reserves for Receivables	132,782.66
RESERVE FOR UNCOLLECTED TAXES	234,500.00			Surplus Dec. 31, 1984	362,788.21
EXPENDITURES				Total	2,211,578.79
TOTAL	10,506,085.73				

0222

Population 1980 **11,497**
 Population 1984 **11,350**
 S & P Rating
 Moody Rating **A1**

General Tax Rate Per \$100.

4.40

State Equalized Tax Rate

2.43

GLEN ROCK BOROUGH - BERGEN COUNTY**Form of Government:****Borough Council****Number of Members on Governing Body - 6**

PER CAPITA:

Gross Debt **475.79**
 Net Debt **366.31**
 Debt Service **48.96**
 Total Tax Levy **1,071.01**
 Municipal Expenditures **443.18**

PER CENT:

Gross Debt **1.19**
 Net Debt **.91**
 Tax Levy Collected **98.64**
 Tax Levy Cancelled, Abated
 or Adjusted **.04**

EXPENDITURES		REVENUES-REALIZED		1984 PROPERTY TAX	
GENERAL GOVERNMENT				STATE EQUALIZED TAX RATE \rightarrow 1.50	
Governing Body & Public Boards		1984 Property Taxes Collected	11,966,674.23	Local District School Taxes	7,463,076.00
Municipal Clerk		1984 Payments in Lieu of Taxes		Regional & Consolidated School Tax	
Financial Administration	16,800.00	Delinquent Tax & Lien Collections	200,902.92	School Taxes in Municipal Budget	
Assessment of Taxes	12,753.00	Business Personalty Replacement Taxes	103,793.80	County Taxes	1,701,446.51
Collection of Taxes	38,322.00	Taxes from Public Utilities	792,418.00	County Library Taxes	
Planning, Housing & Development	9,600.00	Other Miscellaneous Tax Revenues		Local Municipal Purpose Taxes	2,923,040.00
Human Resources	5,750.00	State Aid Revenues	112,840.26	Veteran & Senior Citizen Taxes	95,000.00
Elections	2,428.06	Federal Aid Revenues		Total Taxes for Rate Computation	12,182,562.51
General Administration (other)	376,333.94	State and Local Fiscal Assistance Act Utilized	44,595.87	Special District Taxes	
JUDICIARY		Sale of Acquired Property		Bank Corp. Taxes	34,171.80
Municipal Courts	35,115.00	Other Miscellaneous Revenues	520,001.70	Added and Omitted Taxes	34,221.75
PUBLIC SAFETY		Total	13,741,226.78	Total Taxes Levied - ABSTRACT	12,155,956.06
Fire Protection	73,214.00	Prior Years Surplus Appropriated	666,000.00	Total Taxes Billed	12,131,528.42
Police Protection	866,394.00	REVENUES TOTAL	14,407,226.78	1984 TAXES COLLECTED	11,966,674.23
Civil Defense & Disaster Control	1,165.00	Reserve For Uncollected Taxes	602,536.00	1984 Taxes Cancelled, Abated or Adjusted	4,898.65
Environmental Inspection & Control	54,766.00	CAPITAL OUTLAY TOTAL	814,841.81	Transfer to Tax Title Liens or Foreclosed	677.60
Other Public Safety				Balance Outstanding Dec. 31, 1984	159,277.94
PUBLIC WORKS				PRIOR YEARS TAXES OUTSTANDING	
Streets and Drainage	610,592.00	Public Enterprises		Balance January 1, 1984	196,432.13
Sewers and Sewage Processing	246,455.13	Recreation—Culture	1,821.68	Collected in 1984	195,006.69
Garbage and Trash Disposal	471,763.00	Public Works	649,178.88	Cancelled, Abated or Adjusted 1984	22.17
Public Buildings and Grounds	57,721.00	Buildings and Grounds	163,841.25	Transfers to Tax Title Liens or Foreclosed	
Other Public Works		Library and Education		Balance December 31, 1984	1,403.27
HEALTH and WELFARE		Conservation		TAX TITLE LIENS OUTSTANDING	
Health Services Except Environmental	48,846.00	All Other		Balance January 1, 1984	9,970.84
Welfare-Public Assistance	3,915.00	CAPITAL DEBT AUTHORIZED, DECEMBER 31, 1984		Transfer From Taxes	677.60
Hospitals, Clinics, First Aid		ISSUED AND UNISSUED	GROSS DEBT	Redeemed in 1984	5,896.23
Animal, Insect, & Rodent Control		School	1,046,000	Cancelled, Abated or Adjusted (1984)	
Other Welfare Services		Self-liquidating		Transfers to Foreclosed Property	
RECREATION and CONSERVATION		Other	4,354,219	Balance December 31, 1984	4,752.21
Beaches and Boardwalks		Total	5,400,219	PROPERTY ACQUIRED BY DEED OR FORECLOSURE	
Parks, Playgrounds, Shade Trees	60,044.00			Balance January 1, 1984	144,000.00
Land Reclamation & Conservation		ISSUED AND OUTSTANDING		Transfers From Taxes or Liens	
Other Recreational Services	121,288.00	School	1,046,000.00	Sale for Cash (1984)	
EDUCATION (excluding schools)		Self-Liquidating		Cancelled, Abated or Adjusted (1984)	
Libraries	226,087.00	Other	3,691,750.00	Balance December 31, 1984	144,000.00
Other Educational Services	50,694.00	Total	4,737,750.00	CURRENT FINANCES DECEMBER 31, 1984	
STATUTORY EXPENDITURES		EQUALIZED VALUATION BASIS		ASSETS	
Pensions & F. I. C. A.	331,544.10	FOR NET DEBT COMPUTATION	455,431,956	Cash Dec. 31, 1984	1,315,423.73
Employee Fringe Benefits	135,921.00	REAL PROPERTY VALUATIONS		Taxes Receivable	160,681.21
Other Statutory Expenditures	5,000.00	Code Class # of Parcels % VAL'N	ASSESSED VALUATION	Tax Title Liens	4,752.21
CETA And Other Public Employment Programs		1 Vacant Land 133 .65	1,788,880.00	Foreclosed Property	144,000.00
MUNICIPAL FUNCTIONS TOTAL	3,867,511.23	2 Residential 3706 90.42	247,415,950.00	Emergencies & Other Deferred Charges	27,000.00
CAPITAL IMPROVEMENTS *MEMO*	200,000.00	3 Farm		State and Federal Aid Receivable	1,510.33
DEBT SERVICE		4a Commercial 85 6.72	18,375,600.00	Other Receivables	288.18
Principal Payments	306,000.00	4b Industrial 4 2.21	6,036,500.00	Total	1,653,655.66
Interest Payments	249,672.79	4c Apartments		LIABILITIES, RESERVES, AND SURPLUS	
		Total 3928	273,616,930.00	Cash Liabilities	362,815.58
DEFERRED CHARGES	4,413.90	Land Area 2.80 Sq. Miles		Reserves for Receivables	309,721.60
SCHOOL, COUNTY, SPECIAL DISTRICT TAXES	9,164,522.51	Net Valuation Taxable-Municipal	274,938,788	Surplus Dec. 31, 1984	981,118.48
RESERVE FOR UNCOLLECTED TAXES	602,536.00	Net Valuation Taxable-County	451,037,755	Total	1,653,655.66
EXPENDITURES TOTAL	14,194,656.43	State Equalized Valuation	496,385,123		
		State Equalization Ratio	55.27		

0414
Population 1980 13,121
Population 1984 13,038
S & P Rating
Moody Rating

General Tax Rate Per \$100. 4.08
State Equalized Tax Rate 2.89

GLOUCESTER CITY CITY - CAMDEN CO.
Form of Government:
Special Charter (P.L. 1868 c. 44)
Number of Members on Governing Body - 7

PER CAPITA:
Gross Debt 190.52
Net Debt 31.45
Debt Service 3.07
Total Tax Levy 401.56
Municipal Expenditures 371.64

PER CENT:
Gross Debt 1.50
Net Debt .25
Tax Levy Collected 88.42
Tax Levy Cancelled, Abated or Adjusted .05

EXPENDITURES		REVENUES-REALIZED		1984 PROPERTY TAX	
GENERAL GOVERNMENT				STATE EQUALIZED TAX RATE 1.23	2,218,914.00
Governing Body & Public Boards		1984 Property Taxes Collected	4,622,754.18	Local District School Taxes	
Municipal Clerk		1984 Payments in Lieu of Taxes	780,701.55	Regional & Consolidated School Tax	
Financial Administration	92,741.00	Delinquent Tax & Lien Collections	392,857.72	School Taxes in Municipal Budget	
Assessment of Taxes	11,003.00	Business Personalty Replacement Taxes	1,697,838.00	County Taxes	1.19 2,152,499.00
Collection of Taxes	25,385.00	Taxes from Public Utilities		County Library Taxes	
Planning, Housing & Development	50,963.00	Other Miscellaneous Tax Revenues	139,961.74	Local Municipal Purpose Taxes	.47 842,166.99
Human Resources		State Aid Revenues	500,000.00	Veteran & Senior Citizen Taxes	230,850.00
Elections	8,600.00	Federal Aid Revenues	77,000.00	Total Taxes for Rate Computation	2.89 5,444,429.99
General Administration (other)	748,959.00	State and Local Fiscal Assistance Act Utilized		Special District Taxes	
JUDICIARY		Sale of Acquired Property	503,904.55	Bank Corp. Taxes	9,164.87
Municipal Courts	59,440.00	Other Miscellaneous Revenues	8,715,017.74	Added and Omitted Taxes	12,773.74
PUBLIC SAFETY		Total	540,000.00	Total Taxes Levied - ABSTRACT	5,235,518.60
Fire Protection	395,749.00	Prior Years Surplus Appropriated	9,255,017.74	Total Taxes Billed	5,228,370.32
Police Protection	900,432.00	REVENUES TOTAL	863,118.39	1984 TAXES COLLECTED	4,622,754.18
Civil Defense & Disaster Control	825.00	Reserve For Uncollected Taxes	212,096.03	1984 Taxes Cancelled, Abated or Adjusted	2,620.25
Environmental Inspection & Control	30,703.00	CAPITAL OUTLAY TOTAL		Transfer to Tax Title Liens or Foreclosed	57,006.02
Other Public Safety		Public Enterprises	10,581.00	Balance Outstanding Dec. 31, 1984	545,989.87
PUBLIC WORKS		Recreation—Culture	59,567.03	PRIOR YEARS TAXES OUTSTANDING	
Streets and Drainage	621,484.00	Public Works	141,948.00	Balance January 1, 1984	786,438.98
Sewers and Sewage Processing	80,001.00	Buildings and Grounds		Collected in 1984	728,097.67
Garbage and Trash Disposal	88,015.00	Library and Education		Cancelled, Abated or Adjusted 1984	
Public Buildings and Grounds		Conservation		Transfers to Tax Title Liens or Foreclosed	8,178.49
Other Public Works		All Other		Balance December 31, 1984	50,162.82
HEALTH and WELFARE				TAX TITLE LIENS OUTSTANDING	
Health Services Except Environmental	14,682.00			Balance January 1, 1984	128,911.34
Welfare-Public Assistance	22,675.00			Transfer From Taxes	66,880.02
Hospitals, Clinics, First Aid				Redeemed in 1984	52,603.88
Animal, Insect, & Rodent Control				Cancelled, Abated or Adjusted (1984)	1,928.88
Other Welfare Services				Transfers to Foreclosed Property	
RECREATION and CONSERVATION				Balance December 31, 1984	141,258.60
Beaches and Boardwalks				PROPERTY ACQUIRED BY DEED OR	
Parks, Playgrounds, Shade Trees	104,231.00			FORECLOSURE	
Land Reclamation & Conservation	26,800.00			Balance January 1, 1984	540,800.00
Other Recreational Services				Transfers From Taxes or Liens	
EDUCATION (excluding schools)				Sale for Cash (1984)	18,500.00
Libraries	195,265.00			Cancelled, Abated or Adjusted (1984)	
Other Educational Services				Balance December 31, 1984	522,300.00
STATUTORY EXPENDITURES				CURRENT FINANCES DECEMBER 31, 1984	
Pensions & F. I. C. A.	299,680.42			ASSETS	
Employee Fringe Benefits	150,370.00			Cash Dec. 31, 1984	1,264,843.10
Other Statutory Expenditures	14,200.00			Taxes Receivable	596,152.69
CETA And Other Public Employment Programs				Tax Title Liens	141,258.60
MUNICIPAL FUNCTIONS				Foreclosed Property	522,300.00
CAPITAL IMPROVEMENTS *MEMO*	50,000.00			Emergencies & Other Deferred Charges	16.35
DEBT SERVICE				State and Federal Aid Receivable	500,395.55
Principal Payments	33,534.25			Other Receivables	103,067.01
Interest Payments	6,465.75			Total	3,128,033.30
DEFERRED CHARGES	208.34			LIABILITIES, RESERVES, AND SURPLUS	
SCHOOL, COUNTY, SPECIAL DISTRICT TAXES	4,371,413.00			Cash Liabilities	800,651.99
RESERVE FOR UNCOLLECTED TAXES	863,118.39			Reserves for Receivables	1,362,778.30
EXPENDITURES TOTAL	9,216,843.15			Surplus Dec. 31, 1984	964,603.01
				Total	3,128,033.30

0415
 Population 1980 **45,156**
 Population 1984 **48,857**
 S & P Rating
 Moody Rating **AAA**

General Tax Rate Per \$100. **4.99**
 State Equalized Tax Rate **3.07**

GLOUCESTER TOWNSHIP – CAMDEN CO.
Form of Government:
Mayor-Council Plan B (OMCL 50)
Number of Members on Governing Body – 7

PER CAPITA:
 Gross Debt **344.68**
 Net Debt **193.49**
 Debt Service **15.88**
 Total Tax Levy **564.64**
 Municipal Expenditures **214.21**

PER CENT:
 Gross Debt **2.12**
 Net Debt **1.19**
 Tax Levy Collected **93.14**
 Tax Levy Cancelled, Abated or Adjusted **.14**

EXPENDITURES		REVENUES-REALIZED		1984 PROPERTY TAX	
GENERAL GOVERNMENT				STATE EQUALIZED TAX RATE	
Governing Body & Public Boards	98,298.00	1984 Property Taxes Collected	25,669,537.57	Local District School Taxes	1.01 8,506,261.85
Municipal Clerk	120,331.00	1984 Payments in Lieu of Taxes	63,952.88	Regional & Consolidated School Tax	.44 3,738,093.63
Financial Administration	55,366.00	Delinquent Tax & Lien Collections	1,680,363.17	School Taxes in Municipal Budget	
Assessment of Taxes	94,587.00	Business Personalty Replacement Taxes	156,114.60	County Taxes	1.14 9,576,458.00
Collection of Taxes	88,662.00	Taxes from Public Utilities	2,564,583.00	County Library Taxes	.03 219,643.00
Planning, Housing & Development	58,120.00	Other Miscellaneous Tax Revenues		Local Municipal Purpose Taxes	.45 3,798,821.93
Human Resources	156,534.00	State Aid Revenues	651,318.89	Veteran & Senior Citizen Taxes	366,100.00
Elections		Federal Aid Revenues		Total Taxes for Rate Computation	3.07 26,205,378.41
General Administration (other)	1,449,736.40	State and Local Fiscal Assistance Act Utilized	315,865.79	Special District Taxes	1,247,204.94
JUDICIARY		Sale of Acquired Property		Bank Corp. Taxes	42,578.38
Municipal Courts	188,036.00	Other Miscellaneous Revenues	1,023,069.96	Added and Omitted Taxes	457,505.15
PUBLIC SAFETY		Total	32,124,805.86	Total Taxes Levied - ABSTRACT	27,586,566.88
Fire Protection	2,000.00	Prior Years Surplus Appropriated	723,500.00	Total Taxes Billed	27,558,835.48
Police Protection	2,658,222.81	REVENUES TOTAL	32,848,305.86	1984 TAXES COLLECTED	25,669,537.57
Civil Defense & Disaster Control	2,350.00	Reserve For Uncollected Taxes	1,858,843.30	1984 Taxes Cancelled, Abated or Adjusted	37,236.77
Environmental Inspection & Control		CAPITAL OUTLAY TOTAL	1,698,682.99	Transfer to Tax Title Liens or Foreclosed	294,300.62
Other Public Safety		Public Enterprises		Balance Outstanding Dec. 31, 1984	1,557,760.52
PUBLIC WORKS		Recreation—Culture	149,101.89	PRIOR YEARS TAXES OUTSTANDING	
Streets and Drainage	440,000.00	Public Works	1,508,824.87	Balance January 1, 1984	1,327,272.12
Sewers and Sewage Processing		Buildings and Grounds	40,756.23	Collected in 1984	1,111,167.04
Garbage and Trash Disposal	982,826.00	Library and Education		Cancelled, Abated or Adjusted 1984	8,821.41
Public Buildings and Grounds	211,212.07	Conservation		Transfers to Tax Title Liens or Foreclosed	198,603.76
Other Public Works		All Other		Balance December 31, 1984	8,679.91
HEALTH and WELFARE				TAX TITLE LIENS OUTSTANDING	
Health Services Except Environmental	19,150.00			Balance January 1, 1984	1,082,922.14
Welfare-Public Assistance	26,915.00			Transfer From Taxes	514,839.38
Hospitals, Clinics, First Aid				Redeemed in 1984	569,196.13
Animal, Insect, & Rodent Control				Cancelled, Abated or Adjusted (1984)	39,376.73
Other Welfare Services				Transfers to Foreclosed Property	18,443.09
RECREATION and CONSERVATION				Balance December 31, 1984	970,745.57
Beaches and Boardwalks				PROPERTY ACQUIRED BY DEED OR FORECLOSURE	
Parks, Playgrounds, Shade Trees	17,250.00			Balance January 1, 1984	531,217.87
Land Reclamation & Conservation				Transfers From Taxes or Liens	21,768.96
Other Recreational Services	21,535.00			Sale for Cash (1984)	
EDUCATION (excluding schools)				Cancelled, Abated or Adjusted (1984)	
Libraries				Balance December 31, 1984	552,986.83
Other Educational Services	103,300.00			CURRENT FINANCES DECEMBER 31, 1984	
STATUTORY EXPENDITURES				ASSETS	
Pensions & F. I. C. A.	617,621.53			Cash Dec. 31, 1984	1,820,798.88
Employee Fringe Benefits	294,362.00			Taxes Receivable	1,566,440.43
Other Statutory Expenditures				Tax Title Liens	970,745.57
CETA And Other Public Employment Programs				Foreclosed Property	552,986.83
MUNICIPAL FUNCTIONS				Emergencies & Other Deferred Charges	162,810.22
CAPITAL IMPROVEMENTS *MEMO*	80,000.00			State and Federal Aid Receivable	
DEBT SERVICE				Other Receivables	47,022.87
Principal Payments	202,000.00			Total	5,120,804.80
Interest Payments	573,748.62			LIABILITIES, RESERVES, AND SURPLUS	
DEFERRED CHARGES				Cash Liabilities	744,435.08
SCHOOL, COUNTY, SPECIAL DISTRICT TAXES	124,675.99			Reserves for Receivables	3,132,600.25
RESERVE FOR UNCOLLECTED TAXES	23,287,661.42			Surplus Dec. 31, 1984	1,243,769.47
EXPENDITURES TOTAL	33,753,344.14			Total	5,120,804.80

General Tax Rate Per \$100.

Form of Government:

Number of Members on Governing Body – 3

Gross Debt	211.91
Net Debt	34.44
Debt Service	10.87
Total Tax Levy	699.05
Municipal Expenditures	195.25

Gross Debt	.79
Net Debt	.13
Tax Levy Collected	96.11
Tax Levy Cancelled, Abated or Adjusted	.67

*Includes County Health Service Taxes or County Vocational School Taxes. See Table 13.

1809
 Population 1980 4,640
 Population 1984 4,667
 S & P Rating
 Moody Rating A
 General Tax Rate Per \$100. 2.49
 State Equalized Tax Rate 2.30

GREEN BROOK TWP. - SOMERSET COUNTY
Form of Government:
Township Committee
Number of Members on Governing Body - 5

PER CAPITA:
 Gross Debt 943.10
 Net Debt 485.63
 Debt Service 46.49
 Total Tax Levy 945.87
 Municipal Expenditures 359.58
 PER CENT:
 Gross Debt 2.48
 Net Debt 1.28
 Tax Levy Collected 96.82
 Tax Levy Cancelled, Abated or Adjusted .05

EXPENDITURES		REVENUES-REALIZED		1984 PROPERTY TAX	
GENERAL GOVERNMENT				STATE EQUALIZED TAX RATE	
Governing Body & Public Boards		1984 Property Taxes Collected	4,278,187.45	Local District School Taxes	1.52 2,899,395.50
Municipal Clerk		1984 Payments in Lieu of Taxes		Regional & Consolidated School Tax	
Financial Administration	16,640.90	Delinquent Tax & Lien Collections	181,071.74	School Taxes in Municipal Budget	
Assessment of Taxes	13,700.72	Business Personalty Replacement Taxes	75,136.24	County Taxes	.48 922,823.47
Collection of Taxes	23,071.96	Taxes from Public Utilities	388,587.00	County Library Taxes	.04 71,619.09
Planning, Housing & Development	58,002.08	Other Miscellaneous Tax Revenues		Local Municipal Purpose Taxes	.25 482,068.77
Human Resources		State Aid Revenues	35,882.77	Veteran & Senior Citizen Taxes	
Elections	721.00	Federal Aid Revenues		Total Taxes for Rate Computation	2.29 4,415,139.83
General Administration (other)	133,985.88	State and Local Fiscal Assistance Act Utilized	32,999.14	Special District Taxes	
JUDICIARY		Sale of Acquired Property		Bank Corp. Taxes	3,518.71
Municipal Courts	27,414.90	Other Miscellaneous Revenues	399,852.86	Added and Omitted Taxes	34,938.08
PUBLIC SAFETY		Total	5,391,717.20	Total Taxes Levied - ABSTRACT	4,414,363.62
Fire Protection	90,073.70	Prior Years Surplus Appropriated	340,000.00	Total Taxes Billed	4,418,537.42
Police Protection	474,253.50	REVENUES TOTAL	5,731,717.20	1984 TAXES COLLECTED	4,278,187.45
Civil Defense & Disaster Control		Reserve For Uncollected Taxes	216,813.70	1984 Taxes Cancelled, Abated or Adjusted	2,389.59
Environmental Inspection & Control	54,562.36	CAPITAL OUTLAY TOTAL	410,719.61	Transfer to Tax Title Liens or Foreclosed	5,388.36
Other Public Safety		Public Enterprises	101,935.14	Balance Outstanding Dec. 31, 1984	132,572.02
PUBLIC WORKS		Recreation—Culture		PRIOR YEARS TAXES OUTSTANDING	
Streets and Drainage	101,513.06	Public Works	29,882.53	Balance January 1, 1984	175,954.08
Sewers and Sewage Processing		Buildings and Grounds	278,901.94	Collected in 1984	174,329.14
Garbage and Trash Disposal	33,135.00	Library and Education		Cancelled, Abated or Adjusted 1984	
Public Buildings and Grounds		Conservation		Transfers to Tax Title Liens or Foreclosed	1,127.68
Other Public Works		All Other		Balance December 31, 1984	497.26
HEALTH and WELFARE		CAPITAL DEBT AUTHORIZED, DECEMBER 31, 1984		TAX TITLE LIENS OUTSTANDING	
Health Services Except Environmental	51,966.14	ISSUED AND UNISSUED		Balance January 1, 1984	30,165.99
Welfare-Public Assistance	12,385.68	School	715,000	Transfer From Taxes	6,650.45
Hospitals, Clinics, First Aid		Self-liquidating	1,420,000	Redeemed in 1984	6,742.60
Animal, Insect, & Rodent Control	2,880.00	Other	2,266,440	Cancelled, Abated or Adjusted (1984)	
Other Welfare Services		Total	4,401,440	Transfers to Foreclosed Property	
RECREATION and CONSERVATION		ISSUED AND OUTSTANDING		Balance December 31, 1984	30,073.84
Beaches and Boardwalks		School	715,000.00	PROPERTY ACQUIRED BY DEED OR FORECLOSURE	
Parks, Playgrounds, Shade Trees		Self-Liquidating	1,365,000.00	Balance January 1, 1984	202,800.00
Land Reclamation & Conservation	2,430.00	Other	2,079,000.00	Transfers From Taxes or Liens	
Other Recreational Services	5,100.00	Total	4,159,000.00	Sale for Cash (1984)	
EDUCATION (excluding schools)		EQUALIZED VALUATION BASIS		Cancelled, Abated or Adjusted (1984)	
Libraries		FOR NET DEBT COMPUTATION	177,614,668	Balance December 31, 1984	202,800.00
Other Educational Services		REAL PROPERTY VALUATIONS		CURRENT FINANCES DECEMBER 31, 1984	
STATUTORY EXPENDITURES		Code Class # of Parcels % VAL'N		ASSETS	
Pensions & F. I. C. A.	89,668.84	1 Vacant Land 308 5.10	8,933,700.00	Cash Dec. 31, 1984	1,173,425.69
Employee Fringe Benefits	38,800.00	2 Residential 1338 69.69	122,150,050.00	Taxes Receivable	133,069.28
Other Statutory Expenditures	6,050.00	3 Farm 15 .06	109,600.00	Tax Title Liens	30,073.84
CETA And Other Public Employment Programs		4a Commercial 155 23.20	40,658,700.00	Foreclosed Property	202,800.00
MUNICIPAL FUNCTIONS TOTAL	1,236,355.72	4b Industrial 10 1.96	3,433,100.00	Emergencies & Other Deferred Charges	41,000.00
CAPITAL IMPROVEMENTS *MEMO*	15,000.00	4c Apartments		State and Federal Aid Receivable	17,777.15
DEBT SERVICE		Total	175,285,150.00	Other Receivables	37,305.79
Principal Payments	50,000.00	Land Area 4.60 Sq. Miles		Total	1,635,451.75
Interest Payments	166,984.05	Net Valuation Taxable-Municipal	176,048,166	LIABILITIES, RESERVES, AND SURPLUS	
DEFERRED CHARGES	8,000.00	Net Valuation Taxable-County	182,527,996	Cash Liabilities	157,156.84
SCHOOL, COUNTY, SPECIAL DISTRICT TAXES	3,893,838.06	State Equalized Valuation	190,260,475	Reserves for Receivables	403,248.91
RESERVE FOR UNCOLLECTED TAXES	216,813.70	State Equalization Ratio	92.50	Surplus Dec. 31, 1984	1,075,046.00
EXPENDITURES TOTAL	5,571,991.53			Total	1,635,451.75

0606
Population 1980 973
Population 1984 948
S & P Rating
Moody Rating

General Tax Rate Per \$100.
3.24
State Equalized Tax Rate
2.47

GREENWICH TWP. - CUMBERLAND CO.
Form of Government:
Township Committee
Number of Members on Governing Body - 3

PER CAPITA:
Gross Debt 403.16
Net Debt
Debt Service
Total Tax Levy 568.73
Municipal Expenditures 213.87
PER CENT:
Gross Debt 1.98
Net Debt
Tax Levy Collected 83.92
Tax Levy Cancelled, Abated or Adjusted .61

EXPENDITURES		REVENUES-REALIZED		1984 PROPERTY TAX	
GENERAL GOVERNMENT				STATE EQUALIZED TAX RATE $\frac{2.47}{.79}$	
Governing Body & Public Boards		1984 Property Taxes Collected		Local District School Taxes	171,978.00
Municipal Clerk		1984 Payments in Lieu of Taxes		Regional & Consolidated School Tax	107,631.09
Financial Administration	7,770.00	Delinquent Tax & Lien Collections		School Taxes in Municipal Budget	
Assessment of Taxes	4,300.00	Business Personalty Replacement Taxes		County Taxes	232,263.76 *
Collection of Taxes	2,864.00	Taxes from Public Utilities		County Library Taxes	
Planning, Housing & Development	1,956.00	Other Miscellaneous Tax Revenues		Local Municipal Purpose Taxes	24,875.00
Human Resources		State Aid Revenues		Veteran & Senior Citizen Taxes	14,350.00
Elections	1,000.00	Federal Aid Revenues		Total Taxes for Rate Computation	551,097.85
General Administration (other)	22,597.02	State and Local Fiscal Assistance Act Utilized		Special District Taxes	
JUDICIARY		Sale of Acquired Property		Bank Corp. Taxes	286.88
Municipal Courts	3,124.00	Other Miscellaneous Revenues		Added and Omitted Taxes	2,118.70
PUBLIC SAFETY		Total		Total Taxes Levied - ABSTRACT	539,153.43
Fire Protection	10,275.00	Prior Years Surplus Appropriated		Total Taxes Billed	539,356.50
Police Protection	4,624.00	REVENUES TOTAL		1984 TAXES COLLECTED	452,609.36
Civil Defense & Disaster Control	2,880.00	Reserve For Uncollected Taxes		1984 Taxes Cancelled, Abated or Adjusted	3,267.92
Environmental Inspection & Control	4,016.00	CAPITAL OUTLAY TOTAL		Transfer to Tax Title Liens or Foreclosed	4,007.36
Other Public Safety				Balance Outstanding Dec. 31, 1984	79,471.86
PUBLIC WORKS				PRIOR YEARS TAXES OUTSTANDING	
Streets and Drainage	12,700.00	Public Enterprises		Balance January 1, 1984	115,856.28
Sewers and Sewage Processing		Recreation—Culture		Collected in 1984	74,754.32
Garbage and Trash Disposal	12,900.00	Public Works		Cancelled, Abated or Adjusted 1984	
Public Buildings and Grounds	10,140.00	Buildings and Grounds		Transfers to Tax Title Liens or Foreclosed	7,676.78
Other Public Works		Library and Education		Balance December 31, 1984	33,425.18
HEALTH and WELFARE		Conservation		TAX TITLE LIENS OUTSTANDING	
Health Services Except Environmental	200.00	All Other		Balance January 1, 1984	11,616.43
Welfare-Public Assistance	716.00	CAPITAL DEBT AUTHORIZED, DECEMBER 31, 1984		Transfer From Taxes	12,006.35
Hospitals, Clinics, First Aid		ISSUED AND UNISSUED GROSS DEBT NET DEBT		Redeemed in 1984	11,219.16
Animal, Insect, & Rodent Control	852.00	SCHOOL		Cancelled, Abated or Adjusted (1984)	
Other Welfare Services		Self-liquidating		Transfers to Foreclosed Property	
RECREATION and CONSERVATION		Other		Balance December 31, 1984	12,403.62
Beaches and Boardwalks		Total		PROPERTY ACQUIRED BY DEED OR FORECLOSURE	
Parks, Playgrounds, Shade Trees	2,500.00	ISSUED AND OUTSTANDING		Balance January 1, 1984	200.00
Land Reclamation & Conservation	100.00	SCHOOL		Transfers From Taxes or Liens	
Other Recreational Services	450.00	Self-Liquidating		Sale for Cash (1984)	
EDUCATION (excluding schools)		Other		Cancelled, Abated or Adjusted (1984)	
Libraries		Total		Balance December 31, 1984	200.00
Other Educational Services		EQUALIZED VALUATION BASIS		CURRENT FINANCES DECEMBER 31, 1984	
STATUTORY EXPENDITURES		FOR NET DEBT COMPUTATION		ASSETS	
Pensions & F. I. C. A.	2,800.00	REAL PROPERTY VALUATIONS		Cash Dec. 31, 1984	202,734.76
Employee Fringe Benefits		Code Class # of Parcels % VAL'N		Taxes Receivable	112,897.04
Other Statutory Expenditures	400.00	1 Vacant Land 115 2.22		Tax Title Liens	12,403.62
CETA And Other Public Employment Programs		2 Residential 274 58.50		Foreclosed Property	200.00
MUNICIPAL FUNCTIONS TOTAL	109,164.02	3 Farm 193 31.45		Emergencies & Other Deferred Charges	
CAPITAL IMPROVEMENTS *MEMO*	500.00	4a Commercial 26 7.94		State and Federal Aid Receivable	13,957.25
DEBT SERVICE		4b Industrial		Other Receivables	6,953.04
Principal Payments		4c Apartments		Total	349,145.71
Interest Payments		Total 614		LIABILITIES, RESERVES, AND SURPLUS	
DEFERRED CHARGES		Land Area 19.00 Sq. Miles		Cash Liabilities	92,575.84
SCHOOL, COUNTY, SPECIAL DISTRICT TAXES	511,872.85	Net Valuation Taxable-Municipal		Reserves for Receivables	132,453.70
RESERVE FOR UNCOLLECTED TAXES	93,580.00	Net Valuation Taxable-County		Surplus Dec. 31, 1984	124,116.17
EXPENDITURES TOTAL	714,616.87	State Equalized Valuation		Total	349,145.71
		State Equalization Ratio			

0807
 Population 1980 5,404
 Population 1984 5,333
 S & P Rating
 Moody Rating
 General Tax Rate Per \$100. 1.78
 State Equalized Tax Rate 1.59

GREENWICH TWP. - GLOUCESTER COUNTY
Form of Government:
Small Municipality Plan C (OMCL 50)
Number of Members on Governing Body - 5

PER CAPITA:
 Gross Debt 858.33
 Net Debt 731.76
 Debt Service 7.74
 Total Tax Levy 1,070.26
 Municipal Expenditures 449.09
 PER CENT:
 Gross Debt 1.40
 Net Debt 1.19
 Tax Levy Collected 98.68
 Tax Levy Cancelled, Abated or Adjusted .06

EXPENDITURES		REVENUES-REALIZED		1984 PROPERTY TAX	
GENERAL GOVERNMENT				STATE EQUALIZED TAX RATE .72	
Governing Body & Public Boards	23,655.00	1984 Property Taxes Collected 5,656,190.46		Local District School Taxes	2,606,217.00
Municipal Clerk	29,370.00	1984 Payments in Lieu of Taxes		Regional & Consolidated School Tax	
Financial Administration	38,965.00	Delinquent Tax & Lien Collections 79,280.59		School Taxes in Municipal Budget	
Assessment of Taxes	22,760.00	Business Personalty Replacement Taxes 393,108.28		County Taxes .63	2,262,209.19
Collection of Taxes	13,605.00	Taxes from Public Utilities 538,493.00		County Library Taxes .02	57,882.19
Planning, Housing & Development	28,275.00	Other Miscellaneous Tax Revenues		Local Municipal Purpose Taxes .21	772,168.10
Human Resources		State Aid Revenues 49,449.75		Veteran & Senior Citizen Taxes	90,100.00
Elections	2,505.00	Federal Aid Revenues		Total Taxes for Rate Computation 1.58	5,788,576.48
General Administration (other)	255,723.34	State and Local Fiscal Assistance Act Utilized 55,448.59		Special District Taxes	
JUDICIARY		Sale of Acquired Property		Bank Corp. Taxes	5,687.14
Municipal Courts	25,425.00	Other Miscellaneous Revenues 278,205.22		Added and Omitted Taxes	3,553.02
PUBLIC SAFETY		Total 7,050,175.89		Total Taxes Levied - ABSTRACT	5,707,716.64
Fire Protection	82,920.00	Prior Years Surplus Appropriated 311,000.00		Total Taxes Billed	5,732,039.07
Police Protection	552,605.59	REVENUES TOTAL 7,361,175.39		1984 TAXES COLLECTED	5,656,190.46
Civil Defense & Disaster Control	700.00	Reserve For Uncollected Taxes 166,603.42		1984 Taxes Cancelled, Abated or Adjusted	3,427.38
Environmental Inspection & Control	20,945.00	CAPITAL OUTLAY TOTAL 160,792.96		Transfer to Tax Title Liens or Foreclosed	9,478.50
Other Public Safety		Public Enterprises 63,873.60		Balance Outstanding Dec. 31, 1984	62,942.73
PUBLIC WORKS		Recreation—Culture 18,119.80		PRIOR YEARS TAXES OUTSTANDING	
Streets and Drainage	249,650.00	Public Works 39,880.21		Balance January 1, 1984	79,504.46
Sewers and Sewage Processing	178,425.00	Buildings and Grounds 38,919.35		Collected in 1984	75,398.96
Garbage and Trash Disposal	158,405.00			Cancelled, Abated or Adjusted 1984	33.70
Public Buildings and Grounds	41,835.00			Transfers to Tax Title Liens or Foreclosed	3,695.41
Other Public Works	51,400.00			Balance December 31, 1984	376.39
HEALTH and WELFARE				TAX TITLE LIENS OUTSTANDING	
Health Services Except Environmental	29,870.00			Balance January 1, 1984	13,140.93
Welfare-Public Assistance	13,005.00			Transfer From Taxes	13,693.73
Hospitals, Clinics, First Aid				Redeemed in 1984	3,881.63
Animal, Insect, & Rodent Control	5,795.00			Cancelled, Abated or Adjusted (1984)	
Other Welfare Services				Transfers to Foreclosed Property	
RECREATION and CONSERVATION				Balance December 31, 1984	22,953.03
Beaches and Boardwalks				PROPERTY ACQUIRED BY DEED OR FORECLOSURE	
Parks, Playgrounds, Shade Trees	14,100.00			Balance January 1, 1984	10,070.00
Land Reclamation & Conservation	2,075.00			Transfers From Taxes or Liens	
Other Recreational Services	43,205.00			Sale for Cash (1984)	
EDUCATION (excluding schools)				Cancelled, Abated or Adjusted (1984)	
Libraries	37,950.00			Balance December 31, 1984	10,070.00
Other Educational Services				CURRENT FINANCES DECEMBER 31, 1984	
STATUTORY EXPENDITURES				ASSETS	
Pensions & F. I. C. A.	131,068.25			Cash Dec. 31, 1984	679,022.28
Employee Fringe Benefits	73,300.00			Taxes Receivable	63,319.12
Other Statutory Expenditures	4,000.00			Tax Title Liens	22,953.00
CETA And Other Public Employment Programs				Foreclosed Property	10,070.00
MUNICIPAL FUNCTIONS TOTAL 2,131,537.18				Emergencies & Other Deferred Charges	42,659.56
CAPITAL IMPROVEMENTS *MEMO* 28,000.00				State and Federal Aid Receivable	
DEBT SERVICE				Other Receivables	32,513.88
Principal Payments	41,287.50			Total	850,537.87
Interest Payments				LIABILITIES, RESERVES, AND SURPLUS	
DEFERRED CHARGES 55,583.57				Cash Liabilities	238,383.02
SCHOOL, COUNTY, SPECIAL DISTRICT TAXES 4,926,308.38				Reserves for Receivables	128,856.03
RESERVE FOR UNCOLLECTED TAXES 166,603.42				Surplus Dec. 31, 1984	483,298.82
EXPENDITURES TOTAL 7,321,320.05				Total	850,537.87

2107
Population 1980 1,738
Population 1984 1,706
S & P Rating
Moody Rating

General Tax Rate Per \$100.
3.74
State Equalized Tax Rate
2.12

GREENWICH TOWNSHIP – WARREN CO.
Form of Government:
Township Committee
Number of Members on Governing Body – 3

PER CAPITA:
Gross Debt 120.75
Net Debt 61.55
Debt Service 9.32
Total Tax Levy 666.03
Municipal Expenditures 244.65
PER CENT:
Gross Debt .43
Net Debt .22
Tax Levy Collected 93.57
Tax Levy Cancelled, Abated or Adjusted .42

EXPENDITURES		REVENUES-REALIZED		1984 PROPERTY TAX	
GENERAL GOVERNMENT				STATE EQUALIZED TAX RATE	
Governing Body & Public Boards		1984 Property Taxes Collected	1,063,901.16	Local District School Taxes	1.31 698,444.45
Municipal Clerk		1984 Payments in Lieu of Taxes		Regional & Consolidated School Tax	
Financial Administration	7,700.00	Delinquent Tax & Lien Collections	54,258.73	School Taxes in Municipal Budget	
Assessment of Taxes	5,272.00	Business Personalty Replacement Taxes	29,662.36	County Taxes	.64 * 340,871.94
Collection of Taxes	5,140.00	Taxes from Public Utilities	116,514.00	County Library Taxes	.03 17,005.62
Planning, Housing & Development	26,393.00	Other Miscellaneous Tax Revenues		Local Municipal Purpose Taxes	.14 76,302.63
Human Resources		State Aid Revenues	10,685.14	Veteran & Senior Citizen Taxes	
Elections		Federal Aid Revenues		Total Taxes for Rate Computation	2.12 1,154,024.64
General Administration (other)	80,825.00	State and Local Fiscal Assistance Act Utilized	7,137.52	Special District Taxes	
JUDICIARY		Sale of Acquired Property		Bank Corp. Taxes	1,520.54
Municipal Courts	15,450.00	Other Miscellaneous Revenues	122,551.61	Added and Omitted Taxes	2,107.50
PUBLIC SAFETY		Total	1,404,710.52	Total Taxes Levied - ABSTRACT	1,136,252.68
Fire Protection	19,237.52	Prior Years Surplus Appropriated	90,000.00	Total Taxes Billed	1,136,984.26
Police Protection	54,085.00	REVENUES TOTAL	1,494,710.52	1984 TAXES COLLECTED	1,063,901.16
Civil Defense & Disaster Control	685.00	Reserve For Uncollected Taxes	81,735.19	1984 Taxes Cancelled, Abated or Adjusted	4,801.76
Environmental Inspection & Control		CAPITAL OUTLAY TOTAL	14,807.91	Transfer to Tax Title Liens or Foreclosed	130.90
Other Public Safety				Balance Outstanding Dec. 31, 1984	68,150.44
PUBLIC WORKS				PRIOR YEARS TAXES OUTSTANDING	
Streets and Drainage	48,820.00	Public Enterprises		Balance January 1, 1984	85,822.42
Sewers and Sewage Processing		Recreation—Culture		Collected in 1984	54,258.73
Garbage and Trash Disposal		Public Works	14,807.91	Cancelled, Abated or Adjusted 1984	7.14
Public Buildings and Grounds	23,585.00	Buildings and Grounds		Transfers to Tax Title Liens or Foreclosed	
Other Public Works	6,000.00	Library and Education		Balance December 31, 1984	31,556.55
HEALTH and WELFARE		Conservation		TAX TITLE LIENS OUTSTANDING	
Health Services Except Environmental	300.00	All Other		Balance January 1, 1984	1,113.36
Welfare-Public Assistance	600.00			Transfer From Taxes	130.90
Hospitals, Clinics, First Aid				Redeemed in 1984	
Animal, Insect, & Rodent Control				Cancelled, Abated or Adjusted (1984)	
Other Welfare Services				Transfers to Foreclosed Property	
RECREATION and CONSERVATION				Balance December 31, 1984	1,244.26
Beaches and Boardwalks				PROPERTY ACQUIRED BY DEED OR	
Parks, Playgrounds, Shade Trees	3,500.00			FORECLOSURE	
Land Reclamation & Conservation	715.00			Balance January 1, 1984	
Other Recreational Services				Transfers From Taxes or Liens	
EDUCATION (excluding schools)				Sale for Cash (1984)	
Libraries	505.00			Cancelled, Abated or Adjusted (1984)	
Other Educational Services	200.00			Balance December 31, 1984	
STATUTORY EXPENDITURES				CURRENT FINANCES DECEMBER 31, 1984	
Pensions & F. I. C. A.	11,837.40			ASSETS	
Employee Fringe Benefits	8,000.00			Cash Dec. 31, 1984	570,572.43
Other Statutory Expenditures	900.00			Taxes Receivable	99,706.99
CETA And Other Public Employment Programs				Tax Title Liens	1,244.26
MUNICIPAL FUNCTIONS TOTAL	319,749.92			Foreclosed Property	
CAPITAL IMPROVEMENTS *MEMO*	20,000.00			Emergencies & Other Deferred Charges	15,000.00
DEBT SERVICE				State and Federal Aid Receivable	834.50
Principal Payments	10,000.00			Other Receivables	1,087.33
Interest Payments	5,893.75			Total	688,445.51
DEFERRED CHARGES				LIABILITIES, RESERVES, AND SURPLUS	
SCHOOL, COUNTY, SPECIAL DISTRICT TAXES	1,056,322.01			Cash Liabilities	434,942.18
RESERVE FOR UNCOLLECTED TAXES	81,735.19			Reserves for Receivables	102,038.58
EXPENDITURES TOTAL	1,473,700.87			Surplus Dec. 31, 1984	151,464.75
				Total	688,445.51

*Includes County Health Service Taxes or County Vocational School Taxes. See Table 13.

0903
 Population 1980 7,340
 Population 1984 7,616
 S & P Rating
 Moody Rating
 General Tax Rate Per \$100. 5.60
 State Equalized Tax Rate 2.46

GUTTENBERG TOWN – HUDSON COUNTY
Form of Government:
Town Council
Number of Members on Governing Body – 6

PER CAPITA:
 Gross Debt 16.41
 Net Debt
 Debt Service 9.26
 Total Tax Levy 692.78
 Municipal Expenditures 327.37
 PER CENT:
 Gross Debt .06
 Net Debt
 Tax Levy Collected 92.51
 Tax Levy Cancelled, Abated or Adjusted .79

EXPENDITURES		REVENUES-REALIZED		1984 PROPERTY TAX	
GENERAL GOVERNMENT				STATE EQUALIZED TAX RATE .78	
Governing Body & Public Boards		1984 Property Taxes Collected	4,871,951.84	Local District School Taxes	1,658,071.00
Municipal Clerk		1984 Payments in Lieu of Taxes		Regional & Consolidated School Tax	
Financial Administration	49,750.00	Delinquent Tax & Lien Collections	116,918.26	School Taxes in Municipal Budget	.03 55,157.50
Assessment of Taxes	14,450.00	Business Personalty Replacement Taxes	104,817.32	County Taxes	1.10 * 2,347,917.29
Collection of Taxes	14,600.00	Taxes from Public Utilities	195,269.00	County Library Taxes	
Planning, Housing & Development	2,700.00	Other Miscellaneous Tax Revenues		Local Municipal Purpose Taxes	.56 1,201,994.19
Human Resources	4,200.00	State Aid Revenues	72,736.97	Veteran & Senior Citizen Taxes	40,000.00
Elections	10,782.15	Federal Aid Revenues		Total Taxes for Rate Computation	2.47 5,303,139.98
General Administration (other)	270,294.10	State and Local Fiscal Assistance Act Utilized	27,633.00	Special District Taxes	
JUDICIARY		Sale of Acquired Property		Bank Corp. Taxes	10,356.61
Municipal Courts	47,550.00	Other Miscellaneous Revenues	250,331.61	Added and Omitted Taxes	2,681.57
PUBLIC SAFETY		Total	5,639,658.00	Total Taxes Levied - ABSTRACT	5,276,178.16
Fire Protection	157,373.49	Prior Years Surplus Appropriated	605,389.00	Total Taxes Billed	5,266,532.93
Police Protection	578,967.36	REVENUES TOTAL	6,245,047.00	1984 TAXES COLLECTED	4,871,951.84
Civil Defense & Disaster Control	350.00	Reserve For Uncollected Taxes	253,257.58	1984 Taxes Cancelled, Abated or Adjusted	41,373.46
Environmental Inspection & Control	11,638.40	CAPITAL OUTLAY TOTAL	209,839.05	Transfer to Tax Title Liens or Foreclosed	
Other Public Safety				Balance Outstanding Dec. 31, 1984	353,207.63
PUBLIC WORKS				PRIOR YEARS TAXES OUTSTANDING	
Streets and Drainage	184,850.00	Public Enterprises		Balance January 1, 1984	143,959.77
Sewers and Sewage Processing	51,517.73	Recreation—Culture		Collected in 1984	112,767.24
Garbage and Trash Disposal	189,390.00	Public Works		Cancelled, Abated or Adjusted 1984	
Public Buildings and Grounds	23,450.00	Buildings and Grounds	209,839.05	Transfers to Tax Title Liens or Foreclosed	
Other Public Works	54,468.15	Library and Education		Balance December 31, 1984	31,192.53
HEALTH and WELFARE		Conservation		TAX TITLE LIENS OUTSTANDING	
Health Services Except Environmental	39,659.82	All Other		Balance January 1, 1984	4,525.43
Welfare-Public Assistance	14,050.00	CAPITAL DEBT AUTHORIZED, DECEMBER 31, 1984		Transfer From Taxes	
Hospitals, Clinics, First Aid		ISSUED AND UNISSUED GROSS DEBT NET DEBT		Redeemed in 1984	4,151.02
Animal, Insect, & Rodent Control		School 125,000		Cancelled, Abated or Adjusted (1984)	374.41
Other Welfare Services		Self-liquidating		Transfers to Foreclosed Property	
RECREATION and CONSERVATION		Other		Balance December 31, 1984	
Beaches and Boardwalks		Total 125,000		PROPERTY ACQUIRED BY DEED OR FORECLOSURE	
Parks, Playgrounds, Shade Trees		ISSUED AND OUTSTANDING		Balance January 1, 1984	10,800.00
Land Reclamation & Conservation	2,000.00	School	125,000.00	Transfers From Taxes or Liens	
Other Recreational Services	71,271.63	Self-Liquidating		Sale for Cash (1984)	
EDUCATION (excluding schools)		Other		Cancelled, Abated or Adjusted (1984)	
Libraries	13,744.00	Total	125,000.00	Balance December 31, 1984	10,800.00
Other Educational Services		EQUALIZED VALUATION BASIS FOR NET DEBT COMPUTATION	196,519,528	CURRENT FINANCES DECEMBER 31, 1984	
STATUTORY EXPENDITURES		REAL PROPERTY VALUATIONS		ASSETS	
Pensions & F. I. C. A.	126,927.27	Code Class # of Parcels % VAL'N		Cash Dec. 31, 1984	1,480,066.52
Employee Fringe Benefits	123,600.00	1 Vacant Land 18 .67	630,200.00	Taxes Receivable	384,400.16
Other Statutory Expenditures	2,500.00	2 Residential 1784 76.52	71,627,500.00	Tax Title Liens	
CETA And Other Public Employment Programs		3 Farm		Foreclosed Property	10,800.00
MUNICIPAL FUNCTIONS TOTAL	2,060,084.10	4a Commercial 142 8.05	7,538,000.00	Emergencies & Other Deferred Charges	28,663.73
CAPITAL IMPROVEMENTS *MEMO*		4b Industrial 100 4.37	4,093,600.00	State and Federal Aid Receivable	25,094.02
DEBT SERVICE		4c Apartments 82 10.38	9,712,100.00	Other Receivables	150,093.25
Principal Payments	55,000.00	Total 2126	93,601,400.00	Total	2,079,117.68
Interest Payments	15,540.00	Land Area .20 Sq. Miles		LIABILITIES, RESERVES, AND SURPLUS	
TYPE I SCHL DEBT *MEMO	55,157.50	Net Valuation Taxable-Municipal	93,947,000	Cash Liabilities	1,085,905.66
DEFERRED CHARGES	109,400.00	Net Valuation Taxable-County	209,263,865	Reserves for Receivables	545,293.41
SCHOOL, COUNTY, SPECIAL DISTRICT TAXES	4,061,145.79	State Equalized Valuation	213,269,622	Surplus Dec. 31, 1984	447,918.61
RESERVE FOR UNCOLLECTED TAXES	253,257.58	State Equalization Ratio	43.96	Total	2,079,117.68
EXPENDITURES TOTAL	6,554,427.47				

0223
Population 1980 36,039
Population 1984 35,725
S & P Rating A+
Moody Rating AA

General Tax Rate Per \$100. 4.61
State Equalized Tax Rate 2.83

HACKENSACK CITY – BERGEN COUNTY
Form of Government:
Council-Manager (1923)
Number of Members on Governing Body – 5

PER CAPITA:
Gross Debt 563.51
Net Debt 342.78
Debt Service 73.35
Total Tax Levy 923.02
Municipal Expenditures 593.44
PER CENT:
Gross Debt 1.90
Net Debt 1.16
Tax Levy Collected 96.91
Tax Levy Cancelled, Abated or Adjusted .70

EXPENDITURES		REVENUES-REALIZED		1984 PROPERTY TAX	
GENERAL GOVERNMENT				STATE EQUALIZED TAX RATE	
Governing Body & Public Boards		1984 Property Taxes Collected	31,753,248.70	Local District School Taxes	1.25 14,426,349.50
Municipal Clerk		1984 Payments in Lieu of Taxes		Regional & Consolidated School Tax	
Financial Administration	188,841.00	Delinquent Tax & Lien Collections	1,013,821.21	School Taxes in Municipal Budget	.11 1,327,200.00
Assessment of Taxes	115,280.00	Business Personality Replacement Taxes	1,404,865.00	County Taxes	.35 4,050,439.36
Collection of Taxes	101,474.00	Taxes from Public Utilities	2,332,423.00	County Library Taxes	
Planning, Housing & Development	97,993.00	Other Miscellaneous Tax Revenues		Local Municipal Purpose Taxes	1.11 12,871,632.44
Human Resources		State Aid Revenues	365,237.87	Veteran & Senior Citizen Taxes	
Elections	7,400.00	Federal Aid Revenues		Total Taxes for Rate Computation	2.82 32,937,071.30
General Administration (other)	1,402,401.00	State and Local Fiscal Assistance Act Utilized	535,000.00	Special District Taxes	
JUDICIARY		Sale of Acquired Property		Bank Corp. Taxes	232,554.29
Municipal Courts	273,874.00	Other Miscellaneous Revenues	2,338,662.33	Added and Omitted Taxes	66,724.83
PUBLIC SAFETY		Total	39,743,258.11	Total Taxes Levied - ABSTRACT	32,974,900.42
Fire Protection	3,283,455.00	Prior Years Surplus Appropriated	798,381.58	Total Taxes Billed	32,767,068.98
Police Protection	3,959,445.12	REVENUES TOTAL	40,541,639.69	1984 TAXES COLLECTED	31,753,248.70
Civil Defense & Disaster Control	1,400.00	Reserve For Uncollected Taxes	1,913,881.76	1984 Taxes Cancelled, Abated or Adjusted	227,932.91
Environmental Inspection & Control	232,329.00			Transfer to Tax Title Liens or Foreclosed	7,523.52
Other Public Safety		CAPITAL OUTLAY TOTAL	1,205,297.31	Balance Outstanding Dec. 31, 1984	778,363.85
PUBLIC WORKS				PRIOR YEARS TAXES OUTSTANDING	
Streets and Drainage	841,029.00	Public Enterprises	9,509.65	Balance January 1, 1984	1,298,570.02
Sewers and Sewage Processing	1,232,771.79	Recreation—Culture	2,433.94	Collected in 1984	1,000,196.15
Garbage and Trash Disposal	868,694.00	Public Works	465,565.97	Cancelled, Abated or Adjusted 1984	106,125.09
Public Buildings and Grounds	751,878.00	Buildings and Grounds	727,788.05	Transfers to Tax Title Liens or Foreclosed	
Other Public Works		Library and Education		Balance December 31, 1984	192,248.78
HEALTH and WELFARE		Conservation		TAX TITLE LIENS OUTSTANDING	
Health Services Except Environmental	213,430.00	All Other		Balance January 1, 1984	31,507.73
Welfare-Public Assistance	109,195.00			Transfer From Taxes	7,523.52
Hospitals, Clinics, First Aid	44,200.00	CAPITAL DEBT AUTHORIZED, DECEMBER 31, 1984		Redeemed in 1984	13,625.06
Animal, Insect, & Rodent Control	15,302.00	ISSUED AND UNISSUED		Cancelled, Abated or Adjusted (1984)	
Other Welfare Services		School	6,714,674	Transfers to Foreclosed Property	
RECREATION and CONSERVATION		Self-liquidating	1,056,000	Balance December 31, 1984	25,406.19
Beaches and Boardwalks		Other	12,360,712	PROPERTY ACQUIRED BY DEED OR	
Parks, Playgrounds, Shade Trees		Total	20,131,386	FORECLOSURE	
Land Reclamation & Conservation	225,596.00			Balance January 1, 1984	31,350.00
Other Recreational Services	81,600.00	ISSUED AND OUTSTANDING		Transfers From Taxes or Liens	
EDUCATION (excluding schools)		School	6,708,000.00	Sale for Cash (1984)	
Libraries		Self-Liquidating	926,000.00	Cancelled, Abated or Adjusted (1984)	
Other Educational Services	614,196.00	Other	9,441,000.00	Balance December 31, 1984	31,350.00
STATUTORY EXPENDITURES		Total	17,075,000.00	CURRENT FINANCES DECEMBER 31, 1984	
Pensions & F. I. C. A.	1,088,031.91	EQUALIZED VALUATION BASIS		ASSETS	
Employee Fringe Benefits	783,000.00	FOR NET DEBT COMPUTATION	1,057,822,457	Cash Dec. 31, 1984	6,637,263.75
Other Statutory Expenditures		REAL PROPERTY VALUATIONS		Taxes Receivable	970,612.63
CETA And Other Public Employment Programs		Code Class # of Parcels % VAL'N		Tax Title Liens	25,406.19
MUNICIPAL FUNCTIONS TOTAL	16,532,815.82	1 Vacant Land 460 1.77		Foreclosed Property	31,350.00
CAPITAL IMPROVEMENTS *MEMO*	129,000.00	2 Residential 5984 40.11		Emergencies & Other Deferred Charges	104,793.83
DEBT SERVICE		3 Farm		State and Federal Aid Receivable	1,984.25
Principal Payments	1,611,000.00	4a Commercial 989 27.24		Other Receivables	62,582.73
Interest Payments	1,009,392.00	4b Industrial 249 9.71		Total	7,933,993.38
TYPE I SCHL DEBT *MEMO*	1,326,869.00	4c Apartments 203 21.17		LIABILITIES, RESERVES, AND SURPLUS	
DEFERRED CHARGES	133,600.00	Total 7885		Cash Liabilities	3,268,930.41
SCHOOL, COUNTY, SPECIAL DISTRICT TAXES	19,803,988.86	Land Area 4.00 Sq. Miles		Reserves for Receivables	1,089,951.55
RESERVE FOR UNCOLLECTED TAXES	1,913,881.76	Net Valuation Taxable-Municipal	709,335,014	Surplus Dec. 31, 1984	3,475,111.42
EXPENDITURES TOTAL	41,004,678.44	Net Valuation Taxable-County	1,114,402,437		
		State Equalized Valuation	1,141,400,274		
		State Equalization Ratio	61.44		

2108

Population 1980 8,850
 Population 1984 8,978
 S & P Rating
 Moody Rating A

General Tax Rate Per \$100.

2.67

State Equalized Tax Rate

2.64

HACKETTSTOWN TOWN – WARREN CO.**Form of Government:****Special Charter – (CH 206 – 1970)****Number of Members on Governing Body – 6****PER CAPITA:**

Gross Debt 274.22
 Net Debt 64.04
 Debt Service 5.45
 Total Tax Levy 628.22
 Municipal Expenditures 288.21

PER CENT:

Gross Debt 1.25
 Net Debt .29
 Tax Levy Collected 97.37
 Tax Levy Cancelled, Abated
 or Adjusted

EXPENDITURES		REVENUES-REALIZED		1984 PROPERTY TAX	
GENERAL GOVERNMENT				STATE EQUALIZED TAX RATE → 1.43	
Governing Body & Public Boards		1984 Property Taxes Collected	5,488,153.42	Local District School Taxes	3,032,181.00
Municipal Clerk		1984 Payments in Lieu of Taxes		Regional & Consolidated School Tax	
Financial Administration	19,300.00	Delinquent Tax & Lien Collections	258,073.94	School Taxes in Municipal Budget	
Assessment of Taxes	27,028.94	Business Personalty Replacement Taxes	211,688.88	County Taxes	.64 * 1,352,698.34
Collection of Taxes	15,100.00	Taxes from Public Utilities	297,468.00	County Library Taxes	
Planning, Housing & Development	6,150.00	Other Miscellaneous Tax Revenues		Local Municipal Purpose Taxes	.57 1,202,791.52
Human Resources		State Aid Revenues	124,628.66	Veteran & Senior Citizen Taxes	62,500.00
Elections		Federal Aid Revenues		Total Taxes for Rate Computation	2.64 5,650,170.86
General Administration (other)	243,746.81	State and Local Fiscal Assistance Act Utilized	68,210.59	Special District Taxes	
JUDICIARY		Sale of Acquired Property		Bank Corp. Taxes	25,639.09
Municipal Courts	23,965.00	Other Miscellaneous Revenues	330,723.74	Added and Omitted Taxes	26,842.97
PUBLIC SAFETY		Total	6,878,947.23	Total Taxes Levied - ABSTRACT	5,640,152.92
Fire Protection	72,600.00	Prior Years Surplus Appropriated	200,000.00	Total Taxes Billed	5,636,316.02
Police Protection	601,815.00	REVENUES TOTAL	7,078,947.23	1984 TAXES COLLECTED	5,488,153.42
Civil Defense & Disaster Control	500.00	Reserve For Uncollected Taxes	370,446.46	1984 Taxes Cancelled, Abated or Adjusted	
Environmental Inspection & Control	55,712.60	CAPITAL OUTLAY TOTAL	152,910.36	Transfer to Tax Title Liens or Foreclosed	11,334.15
Other Public Safety				Balance Outstanding Dec. 31, 1984	136,828.45
PUBLIC WORKS				PRIOR YEARS TAXES OUTSTANDING	
Streets and Drainage	378,127.10	Public Enterprises		Balance January 1, 1984	172,046.37
Sewers and Sewage Processing		Recreation—Culture		Collected in 1984	161,522.01
Garbage and Trash Disposal	39,500.00	Public Works	22,910.36	Cancelled, Abated or Adjusted 1984	
Public Buildings and Grounds	162,500.00	Buildings and Grounds	130,000.00	Transfers to Tax Title Liens or Foreclosed	10,519.00
Other Public Works		Library and Education		Balance December 31, 1984	5.36
HEALTH and WELFARE		Conservation		TAX TITLE LIENS OUTSTANDING	
Health Services Except Environmental	6,000.00	All Other		Balance January 1, 1984	98,886.17
Welfare-Public Assistance	1,600.63	CAPITAL DEBT AUTHORIZED, DECEMBER 31, 1984		Transfer From Taxes	23,840.14
Hospitals, Clinics, First Aid	5,000.00	ISSUED AND UNISSUED GROSS DEBT		Redeemed in 1984	96,551.93
Animal, Insect, & Rodent Control		School 1,887,000		Cancelled, Abated or Adjusted (1984)	
Other Welfare Services		Self-liquidating		Transfers to Foreclosed Property	
RECREATION and CONSERVATION		Other 574,983	574,983	Balance December 31, 1984	26,174.38
Beaches and Boardwalks		Total 2,461,983	574,983	PROPERTY ACQUIRED BY DEED OR	
Parks, Playgrounds, Shade Trees	26,000.00			FORECLOSURE	
Land Reclamation & Conservation	500.00	ISSUED AND OUTSTANDING		Balance January 1, 1984	10,300.00
Other Recreational Services	90,945.93	School 1,887,000.00		Transfers From Taxes or Liens	
EDUCATION (excluding schools)		Self-Liquidating		Sale for Cash (1984)	
Libraries	100,363.09	Other 464,000.00		Cancelled, Abated or Adjusted (1984)	
Other Educational Services		Total 2,351,000.00		Balance December 31, 1984	10,300.00
STATUTORY EXPENDITURES		EQUALIZED VALUATION BASIS		CURRENT FINANCES DECEMBER 31, 1984	
Pensions & F. I. C. A.	162,931.50	FOR NET DEBT COMPUTATION	196,633,400	ASSETS	
Employee Fringe Benefits	71,700.00	REAL PROPERTY VALUATIONS		Cash Dec. 31, 1984	2,250,663.10
Other Statutory Expenditures	4,000.00	Code Class # of Parcels % VAL'N		Taxes Receivable	136,833.81
CETA And Other Public Employment Programs		1 Vacant Land 129 3.05	6,258,850.00	Tax Title Liens	26,174.38
MUNICIPAL FUNCTIONS TOTAL	2,115,086.60	2 Residential 1884 62.95	129,162,525.00	Foreclosed Property	10,300.00
CAPITAL IMPROVEMENTS *MEMO*		3 Farm 4 .05	85,100.00	Emergencies & Other Deferred Charges	35,189.50
DEBT SERVICE		4a Commercial 222 17.37	35,646,650.00	State and Federal Aid Receivable	1,734.35
Principal Payments	30,000.00	4b Industrial 17 10.67	21,893,300.00	Other Receivables	40,411.70
Interest Payments	18,939.25	4c Apartments 26 5.91	12,131,300.00	Total	2,501,306.84
		Total 2282	205,177,725.00	LIABILITIES, RESERVES, AND SURPLUS	
DEFERRED CHARGES	53,045.41	Land Area 3.60 Sq. Miles		Cash Liabilities	1,647,667.97
SCHOOL, COUNTY, SPECIAL DISTRICT TAXES	4,384,879.34	Net Valuation Taxable-Municipal	209,524,623	Reserves for Receivables	213,719.89
RESERVE FOR UNCOLLECTED TAXES	370,446.46	Net Valuation Taxable-County	205,655,797	Surplus Dec. 31, 1984	639,918.98
EXPENDITURES TOTAL	6,972,397.06	State Equalized Valuation	211,975,106	Total	2,501,306.84
		State Equalization Ratio	98.82		

0416
Population 1980 15,875
Population 1984 16,097
S & P Rating
Moody Rating A

General Tax Rate Per \$100. 4.25
State Equalized Tax Rate 2.87

HADDON TOWNSHIP - CAMDEN COUNTY

Form of Government:
Commission (1911)

Number of Members on Governing Body - 3

PER CAPITA:		PER CENT:	
Gross Debt	297.67	Gross Debt	1.55
Net Debt	140.40	Net Debt	.73
Debt Service	20.02	Tax Levy Collected	96.94
Total Tax Levy	613.33	Tax Levy Cancelled, Abated or Adjusted	.79
Municipal Expenditures	200.54		

EXPENDITURES		REVENUES-REALIZED		1984 PROPERTY TAX	
GENERAL GOVERNMENT				STATE EQUALIZED TAX RATE	
Governing Body & Public Boards		1984 Property Taxes Collected	9,588,156.57	Local District School Taxes	1.38
Municipal Clerk		1984 Payments in Lieu of Taxes	15,450.36	Regional & Consolidated School Tax	
Financial Administration	11,000.00	Delinquent Tax & Lien Collections	310,610.09	School Taxes in Municipal Budget	
Assessment of Taxes	22,998.00	Business Personality Replacement Taxes	111,167.76	County Taxes	1.07
Collection of Taxes	57,527.00	Taxes from Public Utilities	834,575.00	County Library Taxes	.02
Planning, Housing & Development	36,498.00	Other Miscellaneous Tax Revenues		Local Municipal Purpose Taxes	.39
Human Resources	125.00	State Aid Revenues	173,206.45	Veteran & Senior Citizen Taxes	
Elections	9,694.00	Federal Aid Revenues		Total Taxes for Rate Computation	2.86
General Administration (other)	254,595.00	State and Local Fiscal Assistance Act Utilized	82,562.30	Special District Taxes	
JUDICIARY		Sale of Acquired Property		Bank Corp. Taxes	3,064.16
Municipal Courts	27,701.00	Other Miscellaneous Revenues	466,928.94	Added and Omitted Taxes	12,757.62
PUBLIC SAFETY		Total	11,582,657.47	Total Taxes Levied - ABSTRACT	9,872,773.78
Fire Protection	11,055.00	Prior Years Surplus Appropriated	175,000.00	Total Taxes Billed	9,891,179.94
Police Protection	831,985.00	REVENUES TOTAL	11,757,657.47	1984 TAXES COLLECTED	9,588,156.57
Civil Defense & Disaster Control	2,640.00	Reserve For Uncollected Taxes	412,393.06	1984 Taxes Cancelled, Abated or Adjusted	78,331.76
Environmental Inspection & Control	58,403.00	CAPITAL OUTLAY TOTAL	487,738.60	Transfer to Tax Title Liens or Foreclosed	
Other Public Safety		Public Enterprises	43,630.81	Balance Outstanding Dec. 31, 1984	224,691.61
PUBLIC WORKS		Recreation—Culture		PRIOR YEARS TAXES OUTSTANDING	
Streets and Drainage	388,447.00	Public Works	444,048.79	Balance January 1, 1984	304,940.83
Sewers and Sewage Processing	124,419.00	Buildings and Grounds	59.00	Collected in 1984	303,516.55
Garbage and Trash Disposal	200,000.00	Library and Education		Cancelled, Abated or Adjusted 1984	
Public Buildings and Grounds	50,129.00	Conservation		Transfers to Tax Title Liens or Foreclosed	
Other Public Works	46,399.00	All Other		Balance December 31, 1984	1,424.28
HEALTH and WELFARE		CAPITAL DEBT AUTHORIZED, DECEMBER 31, 1984		TAX TITLE LIENS OUTSTANDING	
Health Services Except Environmental	1,177.00	ISSUED AND UNISSUED		Balance January 1, 1984	22,958.45
Welfare-Public Assistance	8,154.00	School	1,542,333	Transfer From Taxes	
Hospitals, Clinics, First Aid		Self-liquidating	989,150	Redeemed in 1984	7,093.54
Animal, Insect, & Rodent Control		Other	2,260,080	Cancelled, Abated or Adjusted (1984)	
Other Welfare Services		Total	4,791,564	Transfers to Foreclosed Property	
RECREATION and CONSERVATION		ISSUED AND OUTSTANDING		Balance December 31, 1984	15,864.91
Beaches and Boardwalks		School	375,000.00	PROPERTY ACQUIRED BY DEED OR	
Parks, Playgrounds, Shade Trees	5,750.00	Self-Liquidating	974,150.00	FORECLOSURE	
Land Reclamation & Conservation		Other	2,235,500.00	Balance January 1, 1984	39,660.00
Other Recreational Services	22,920.00	Total	3,584,650.00	Transfers From Taxes or Liens	
EDUCATION (excluding schools)		EQUALIZED VALUATION BASIS		Sale for Cash (1984)	
Libraries	9,500.00	FOR NET DEBT COMPUTATION	308,518,548	Cancelled, Abated or Adjusted (1984)	
Other Educational Services		REAL PROPERTY VALUATIONS		Balance December 31, 1984	39,660.00
STATUTORY EXPENDITURES		Code Class # of Parcels % VAL'N	ASSESSED VALUATION	CURRENT FINANCES DECEMBER 31, 1984	
Pensions & F. I. C. A.	221,331.94	1 Vacant Land 212 .80	1,809,500.00	ASSETS	
Employee Fringe Benefits	72,442.00	2 Residential 4621 78.71	177,573,650.00	Cash Dec. 31, 1984	637,162.22
Other Statutory Expenditures	18,000.00	3 Farm		Taxes Receivable	226,115.89
CETA And Other Public Employment Programs		4a Commercial 285 13.74	30,991,900.00	Tax Title Liens	15,864.91
MUNICIPAL FUNCTIONS TOTAL	2,492,889.94	4b Industrial 26 .87	1,972,000.00	Foreclosed Property	39,660.00
CAPITAL IMPROVEMENTS *MEMO*	15,000.00	4c Apartments 18 5.87	13,253,600.00	Emergencies & Other Deferred Charges	46,109.07
DEBT SERVICE		Total 5162	225,600,650.00	State and Federal Aid Receivable	
Principal Payments	195,000.00	Land Area 2.69 Sq. Miles		Other Receivables	123,346.10
Interest Payments	137,223.67	Net Valuation Taxable-Municipal	227,167,701	Total	1,088,258.19
DEFERRED CHARGES	566.27	Net Valuation Taxable-County	307,163,254	LIABILITIES, RESERVES, AND SURPLUS	
SCHOOL, COUNTY, SPECIAL DISTRICT TAXES	3,546,952.00	State Equalized Valuation	336,039,262	Cash Liabilities	412,943.99
RESERVE FOR UNCOLLECTED TAXES	412,393.06	State Equalization Ratio	67.45	Reserves for Receivables	404,986.90
EXPENDITURES TOTAL	11,775,024.94			Surplus Dec. 31, 1984	270,327.30

Population 1980	8,361
Population 1984	8,284
S & P Rating	
Moody Rating	A1

General Tax Rate Per \$100.	5.52
State Equalized Tax Rate	2.94

HADDON HEIGHTS BORO. – CAMDEN CO.

Form of Government:

Borough Council

Number of Members on Governing Body – 6

PER CAPITA:

Gross Debt	172.94
Net Debt	172.94
Debt Service	23.70
Total Tax Levy	680.20
Municipal Expenditures	266.97

PER CENT:

Gross Debt	.80
Net Debt	.80
Tax Levy Collected	98.54
Tax Levy Cancelled, Abated or Adjusted	

EXPENDITURES		REVENUES-REALIZED		1984 PROPERTY TAX	
GENERAL GOVERNMENT				STATE EQUALIZED TAX RATE	
Governing Body & Public Boards	7,457.00	1984 Property Taxes Collected	5,538,926.38	Local District School Taxes	1.31 2,506,311.00
Municipal Clerk		1984 Payments in Lieu of Taxes		Regional & Consolidated School Tax	
Financial Administration	13,400.00	Delinquent Tax & Lien Collections	81,817.38	School Taxes in Municipal Budget	
Assessment of Taxes	13,781.00	Business Personalty Replacement Taxes	45,422.64	County Taxes	1.11 2,122,431.00
Collection of Taxes	24,203.00	Taxes from Public Utilities	587,059.00	County Library Taxes	
Planning, Housing & Development	9,658.00	Other Miscellaneous Tax Revenues		Local Municipal Purpose Taxes	.52 986,400.00
Human Resources		State Aid Revenues	82,655.32	Veteran & Senior Citizen Taxes	121,800.00
Elections		Federal Aid Revenues		Total Taxes for Rate Computation	2.94 5,736,942.00
General Administration (other)	176,738.00	State and Local Fiscal Assistance Act Utilized	32,808.00	Special District Taxes	
JUDICIARY		Sale of Acquired Property		Bank Corp. Taxes	15,308.36
Municipal Courts	20,017.00	Other Miscellaneous Revenues	398,220.40	Added and Omitted Taxes	4,343.15
PUBLIC SAFETY		Total	6,756,909.12	Total Taxes Levied - ABSTRACT	5,634,793.51
Fire Protection	72,383.00	Prior Years Surplus Appropriated	214,000.00	Total Taxes Billed	5,620,846.25
Police Protection	485,317.70	REVENUES	6,970,909.12	1984 TAXES COLLECTED	5,538,926.38
Civil Defense & Disaster Control	1,598.00	Reserve For Uncollected Taxes	137,960.16	1984 Taxes Cancelled, Abated or Adjusted	
Environmental Inspection & Control	7,113.00			Transfer to Tax Title Liens or Foreclosed	
Other Public Safety		CAPITAL OUTLAY	52,878.07	Balance Outstanding Dec. 31, 1984	81,919.87
PUBLIC WORKS		TOTAL		PRIOR YEARS TAXES OUTSTANDING	
Streets and Drainage	244,575.00	Public Enterprises		Balance January 1, 1984	81,817.38
Sewers and Sewage Processing	267,875.00	Recreation—Culture		Collected in 1984	81,817.38
Garbage and Trash Disposal	190,180.00	Public Works	29,444.45	Cancelled, Abated or Adjusted 1984	
Public Buildings and Grounds	28,999.00	Buildings and Grounds	23,433.62	Transfers to Tax Title Liens or Foreclosed	
Other Public Works		Library and Education		Balance December 31, 1984	
HEALTH and WELFARE		Conservation		TAX TITLE LIENS OUTSTANDING	
Health Services Except Environmental	1,370.00	All Other		Balance January 1, 1984	
Welfare-Public Assistance	2,689.00			Transfer From Taxes	
Hospitals, Clinics, First Aid		CAPITAL DEBT AUTHORIZED, DECEMBER 31, 1984		Redeemed in 1984	
Animal, Insect, & Rodent Control		ISSUED AND UNISSUED	GROSS DEBT	Cancelled, Abated or Adjusted (1984)	
Other Welfare Services		School		Transfers to Foreclosed Property	
RECREATION and CONSERVATION		Self-liquidating		Balance December 31, 1984	
Beaches and Boardwalks		Other	1,432,596	PROPERTY ACQUIRED BY DEED OR FORECLOSURE	
Parks, Playgrounds, Shade Trees	19,953.00	Total	1,432,596	Balance January 1, 1984	28,550.00
Land Reclamation & Conservation				Transfers From Taxes or Liens	
Other Recreational Services	2,500.00	ISSUED AND OUTSTANDING		Sale for Cash (1984)	
EDUCATION (excluding schools)		School		Cancelled, Abated or Adjusted (1984)	
Libraries	61,877.00	Self-Liquidating		Balance December 31, 1984	28,550.00
Other Educational Services		Other			
STATUTORY EXPENDITURES		Total	1,258,546.00	CURRENT FINANCES DECEMBER 31, 1984	
Pensions & F. I. C. A.	155,330.76	EQUALIZED VALUATION BASIS		ASSETS	
Employee Fringe Benefits	62,760.00	FOR NET DEBT COMPUTATION	178,352,545	Cash Dec. 31, 1984	820,149.80
Other Statutory Expenditures	3,000.00	REAL PROPERTY VALUATIONS		Taxes Receivable	81,919.87
CETA And Other Public Employment Programs		Code Class # of Parcels % VAL'N	ASSESSED VALUATION	Tax Title Liens	
MUNICIPAL FUNCTIONS		1 Vacant Land 46 .35	354,100.00	Foreclosed Property	28,550.00
CAPITAL IMPROVEMENTS	*MEMO*	2 Residential 2537 87.76	88,500,600.00	Emergencies & Other Deferred Charges	7,648.00
DEBT SERVICE		3 Farm		State and Federal Aid Receivable	
Principal Payments	110,000.00	4a Commercial 90 9.73	9,808,500.00	Other Receivables	10,968.04
Interest Payments	86,342.98	4b Industrial 3 .24	246,800.00	Total	949,235.71
		4c Apartments 13 1.92	1,936,400.00	LIABILITIES, RESERVES, AND SURPLUS	
		Total 2689	100,846,400.00	Cash Liabilities	205,257.51
DEFERRED CHARGES		Land Area 1.58 Sq. Miles		Reserves for Receivables	121,437.91
SCHOOL, COUNTY, SPECIAL DISTRICT TAXES	4,628,742.00	Net Valuation Taxable-Municipal	101,729,794	Surplus Dec. 31, 1984	622,540.29
RESERVE FOR UNCOLLECTED TAXES	137,960.16	Net Valuation Taxable-County	179,408,147		
EXPENDITURES		State Equalized Valuation	190,308,456	Total	949,235.71
TOTAL	6,840,291.98	State Equalization Ratio	53.24		

0417
 Population 1980 **12,337**
 Population 1984 **12,152**
 S & P Rating
 Moody Rating

General Tax Rate Per \$100.
2.96
 State Equalized Tax Rate
2.78

HADDONFIELD BORO. - CAMDEN COUNTY
Form of Government:
Commission (1911)
Number of Members on Governing Body - 3

PER CAPITA:
 Gross Debt **389.08**
 Net Debt **79.40**
 Debt Service **14.58**
 Total Tax Levy **1,095.97**
 Municipal Expenditures **312.47**

PER CENT:
 Gross Debt **1.10**
 Net Debt **.23**
 Tax Levy Collected **97.86**
 Tax Levy Cancelled, Abated or Adjusted **.12**

EXPENDITURES		REVENUES-REALIZED		1984 PROPERTY TAX	
GENERAL GOVERNMENT				STATE EQUALIZED TAX RATE → 1.35	
Governing Body & Public Boards		1984 Property Taxes Collected	13,017,770.86	Local District School Taxes	6,423,914.58
Municipal Clerk		1984 Payments in Lieu of Taxes		Regional & Consolidated School Tax	
Financial Administration	112,566.11	Delinquent Tax & Lien Collections	238,650.57	School Taxes in Municipal Budget	
Assessment of Taxes	24,855.52	Business Personalty Replacement Taxes	109,677.92	County Taxes	1.10
Collection of Taxes	64,701.52	Taxes from Public Utilities	736,002.00	County Library Taxes	
Planning, Housing & Development	21,343.48	Other Miscellaneous Tax Revenues		Local Municipal Purpose Taxes	.33
Human Resources	798.81	State Aid Revenues	108,839.19	Veteran & Senior Citizen Taxes	
Elections	7,673.18	Federal Aid Revenues		Total Taxes for Rate Computation	2.78
General Administration (other)	155,158.02	State and Local Fiscal Assistance Act Utilized	45,250.00	Special District Taxes	
JUDICIARY		Sale of Acquired Property		Bank Corp. Taxes	25,520.98
Municipal Courts	57,025.88	Other Miscellaneous Revenues	948,994.39	Added and Omitted Taxes	40,856.75
PUBLIC SAFETY		Total	15,205,184.93	Total Taxes Levied - ABSTRACT	13,318,279.31
Fire Protection	191,597.27	Prior Years Surplus Appropriated	891,000.00	Total Taxes Billed	13,302,273.73
Police Protection	802,309.77	REVENUES	16,096,184.93	1984 TAXES COLLECTED	13,017,770.86
Civil Defense & Disaster Control	434.99	Reserve For Uncollected Taxes	472,861.00	1984 Taxes Cancelled, Abated or Adjusted	15,623.07
Environmental Inspection & Control	37,040.92			Transfer to Tax Title Liens or Foreclosed	7,308.97
Other Public Safety				Balance Outstanding Dec. 31, 1984	261,570.83
PUBLIC WORKS		CAPITAL OUTLAY	TOTAL	PRIOR YEARS TAXES OUTSTANDING	
Streets and Drainage	260,099.86	Public Enterprises	694,149.79	Balance January 1, 1984	233,264.90
Sewers and Sewage Processing		Recreation—Culture	8,686.31	Collected in 1984	228,466.56
Garbage and Trash Disposal	341,293.31	Public Works	387,321.21	Cancelled, Abated or Adjusted 1984	1,102.33
Public Buildings and Grounds	170,398.32	Buildings and Grounds	5,216.63	Transfers to Tax Title Liens or Foreclosed	
Other Public Works	23,000.00	Library and Education	37,907.84	Balance December 31, 1984	3,696.01
HEALTH and WELFARE		Conservation		TAX TITLE LIENS OUTSTANDING	
Health Services Except Environmental	34,101.56	All Other		Balance January 1, 1984	35,757.81
Welfare-Public Assistance	4,611.55			Transfer From Taxes	7,308.97
Hospitals, Clinics, First Aid	320.00			Redeemed in 1984	10,184.01
Animal, Insect, & Rodent Control				Cancelled, Abated or Adjusted (1984)	
Other Welfare Services				Transfers to Foreclosed Property	
RECREATION and CONSERVATION				Balance December 31, 1984	32,882.77
Beaches and Boardwalks				PROPERTY ACQUIRED BY DEED OR FORECLOSURE	
Parks, Playgrounds, Shade Trees	62,630.30			Balance January 1, 1984	24,300.00
Land Reclamation & Conservation	389.45			Transfers From Taxes or Liens	
Other Recreational Services	86,335.11			Sale for Cash (1984)	
EDUCATION (excluding schools)				Cancelled, Abated or Adjusted (1984)	
Libraries	239,235.00			Balance December 31, 1984	24,300.00
Other Educational Services				CURRENT FINANCES DECEMBER 31, 1984	
STATUTORY EXPENDITURES				ASSETS	
Pensions & F. I. C. A.	280,371.53			Cash Dec. 31, 1984	4,015,747.89
Employee Fringe Benefits	137,779.18			Taxes Receivable	265,266.84
Other Statutory Expenditures	6,000.00			Tax Title Liens	32,882.77
CETA And Other Public Employment Programs				Foreclosed Property	24,300.00
MUNICIPAL FUNCTIONS				Emergencies & Other Deferred Charges	75,000.00
CAPITAL IMPROVEMENTS	*MEMO*			State and Federal Aid Receivable	2,908.37
DEBT SERVICE				Other Receivables	10,031.02
Principal Payments	136,387.00			Total	4,426,136.89
Interest Payments	40,811.07			LIABILITIES, RESERVES, AND SURPLUS	
				Cash Liabilities	2,886,910.14
DEFERRED CHARGES				Reserves for Receivables	332,480.63
SCHOOL, COUNTY, SPECIAL DISTRICT TAXES	11,667,901.53			Surplus Dec. 31, 1984	1,206,746.12
RESERVE FOR UNCOLLECTED TAXES	472,861.00			Total	4,426,136.89
EXPENDITURES					
TOTAL	15,465,031.29				

0316

Population 1980 3,236
 Population 1984 3,378
 S & P Rating
 Moody Rating

General Tax Rate Per \$100.

2.82

State Equalized Tax Rate

2.84

HAINESPORT TWP. — BURLINGTON CO.**Form of Government:****Township Committee****Number of Members on Governing Body — 3****PER CAPITA:**

Gross Debt 371.18
 Net Debt 210.11
 Debt Service 32.84
 Total Tax Levy 680.92
 Municipal Expenditures 340.19

PER CENT:

Gross Debt 1.63
 Net Debt .92
 Tax Levy Collected 89.19
 Tax Levy Cancelled, Abated or Adjusted .24

EXPENDITURES		REVENUES-REALIZED		1984 PROPERTY TAX	
GENERAL GOVERNMENT				STATE EQUALIZED TAX RATE 1.14	
Governing Body & Public Boards		1984 Property Taxes Collected	2,052,151.49	Local District School Taxes	918,879.64
Municipal Clerk		1984 Payments in Lieu of Taxes		Regional & Consolidated School Tax	613,034.51
Financial Administration	709.18	Delinquent Tax & Lien Collections	281,715.35	School Taxes in Municipal Budget	
Assessment of Taxes	10,736.14	Business Personalty Replacement Taxes	54,573.38	County Taxes	486,075.57
Collection of Taxes	15,182.82	Taxes from Public Utilities	252,809.00	County Library Taxes	27,345.75
Planning, Housing & Development	9,126.31	Other Miscellaneous Tax Revenues		Local Municipal Purpose Taxes	234,710.00
Human Resources		State Aid Revenues	20,089.42	Veteran & Senior Citizen Taxes	46,950.00
Elections	949.00	Federal Aid Revenues		Total Taxes for Rate Computation	2,326,995.47
General Administration (other)	105,435.89	State and Local Fiscal Assistance Act Utilized	27,018.96	Special District Taxes	
JUDICIARY		Sale of Acquired Property		Bank Corp. Taxes	
Municipal Courts	16,595.92	Other Miscellaneous Revenues	156,167.03	Added and Omitted Taxes	20,110.41
PUBLIC SAFETY		Total	2,844,524.63	Total Taxes Levied - ABSTRACT	2,300,155.88
Fire Protection	54,264.00	Prior Years Surplus Appropriated	200,000.00	Total Taxes Billed	2,300,844.54
Police Protection	251,585.82	REVENUES TOTAL	3,044,524.63	1984 TAXES COLLECTED	2,052,151.49
Civil Defense & Disaster Control	1.58	Reserve For Uncollected Taxes	315,038.55	1984 Taxes Cancelled, Abated or Adjusted	5,432.16
Environmental Inspection & Control	11,898.27	CAPITAL OUTLAY TOTAL	202,320.15	Transfer to Tax Title Liens or Foreclosed	6,278.51
Other Public Safety				Balance Outstanding Dec. 31, 1984	236,982.38
PUBLIC WORKS				PRIOR YEARS TAXES OUTSTANDING	
Streets and Drainage	63,476.36	Public Enterprises		Balance January 1, 1984	255,864.95
Sewers and Sewage Processing	4,000.00	Recreation—Culture		Collected in 1984	251,150.67
Garbage and Trash Disposal	45,589.00	Public Works	198,300.15	Cancelled, Abated or Adjusted 1984	
Public Buildings and Grounds	27,835.49	Buildings and Grounds	4,020.00	Transfers to Tax Title Liens or Foreclosed	4,714.28
Other Public Works	12,401.39	Library and Education		Balance December 31, 1984	
HEALTH and WELFARE		Conservation		TAX TITLE LIENS OUTSTANDING	
Health Services Except Environmental	102.03	All Other		Balance January 1, 1984	34,769.98
Welfare-Public Assistance	1,802.84	CAPITAL DEBT AUTHORIZED, DECEMBER 31, 1984		Transfer From Taxes	12,032.65
Hospitals, Clinics, First Aid		ISSUED AND UNISSUED		Redeemed in 1984	30,564.68
Animal, Insect, & Rodent Control	786.24	School	544,098	Cancelled, Abated or Adjusted (1984)	
Other Welfare Services		Self-liquidating		Transfers to Foreclosed Property	
RECREATION and CONSERVATION		Other	709,742	Balance December 31, 1984	16,237.95
Beaches and Boardwalks		Total	1,253,840	PROPERTY ACQUIRED BY DEED OR FORECLOSURE	
Parks, Playgrounds, Shade Trees				Balance January 1, 1984	12,636.00
Land Reclamation & Conservation				Transfers From Taxes or Liens	
Other Recreational Services	904.60			Sale for Cash (1984)	
EDUCATION (excluding schools)		ISSUED AND OUTSTANDING		Cancelled, Abated or Adjusted (1984)	
Libraries		School		Balance December 31, 1984	12,636.00
Other Educational Services		Self-Liquidating		CURRENT FINANCES DECEMBER 31, 1984	
STATUTORY EXPENDITURES		Other	591,400.00	ASSETS	
Pensions & F. I. C. A.	37,315.18	Total	591,400.00	Cash Dec. 31, 1984	500,332.81
Employee Fringe Benefits	21,500.00	EQUALIZED VALUATION BASIS		Taxes Receivable	236,982.38
Other Statutory Expenditures	5,000.00	FOR NET DEBT COMPUTATION	76,794,779	Tax Title Liens	16,237.95
CETA And Other Public Employment Programs		REAL PROPERTY VALUATIONS		Foreclosed Property	12,636.00
MUNICIPAL FUNCTIONS		Code Class # of Parcels % VAL'N		Emergencies & Other Deferred Charges	67,706.17
CAPITAL IMPROVEMENTS		1 Vacant Land 281 5.54	4,417,700.00	State and Federal Aid Receivable	
DEBT SERVICE		2 Residential 1028 63.65	50,737,500.00	Other Receivables	10,397.74
Principal Payments	46,100.00	3 Farm 74 2.93	2,339,400.00	Total	844,293.05
Interest Payments	64,847.50	4a Commercial 79 15.53	12,375,300.00	LIABILITIES, RESERVES, AND SURPLUS	
		4b Industrial 38 12.34	9,839,400.00	Cash Liabilities	171,760.43
		4c Apartments		Reserves for Receivables	276,254.07
		Total 1500	79,709,300.00	Surplus Dec. 31, 1984	396,278.55
DEFERRED CHARGES		Land Area 6.58 Sq. Miles		Total	844,293.05
SCHOOL, COUNTY, SPECIAL DISTRICT TAXES	25,983.66	Net Valuation Taxable-Municipal	80,934,490		
RESERVE FOR UNCOLLECTED TAXES	2,045,335.47	Net Valuation Taxable-County	81,821,986		
EXPENDITURES TOTAL	3,194,503.24	State Equalized Valuation	80,506,557		
		State Equalization Ratio	100.54		

1603
Population 1980 6,607
Population 1984 6,733
S & P Rating
Moody Rating BAA1

General Tax Rate Per \$100.
6.31
State Equalized Tax Rate
2.18

HALEDON BOROUGH - PASSAIC COUNTY
Form of Government:
Borough Council
Number of Members on Governing Body - 6

PER CAPITA:
Gross Debt 417.60
Net Debt 306.34
Debt Service 28.47
Total Tax Levy 519.43
Municipal Expenditures 271.18
PER CENT:
Gross Debt 1.95
Net Debt 1.43
Tax Levy Collected 97.62
Tax Levy Cancelled, Abated or Adjusted

EXPENDITURES		REVENUES-REALIZED		1984 PROPERTY TAX	
GENERAL GOVERNMENT				STATE EQUALIZED TAX RATE →	
Governing Body & Public Boards		1984 Property Taxes Collected	3,410,346.96	Local District School Taxes .67	1,074,467.40
Municipal Clerk		1984 Payments in Lieu of Taxes		Regional & Consolidated School Tax .47	754,214.52
Financial Administration	9,500.00	Delinquent Tax & Lien Collections	66,648.05	School Taxes in Municipal Budget	
Assessment of Taxes	5,225.00	Business Personalty Replacement Taxes	76,347.64	County Taxes .59	948,865.99
Collection of Taxes	18,125.00	Taxes from Public Utilities	429,957.00	County Library Taxes	
Planning, Housing & Development	5,425.00	Other Miscellaneous Tax Revenues		Local Municipal Purpose Taxes .44	706,649.08
Human Resources		State Aid Revenues	71,656.34	Veteran & Senior Citizen Taxes	76,800.00
Elections	3,808.00	Federal Aid Revenues		Total Taxes for Rate Computation 2.17	3,560,996.99
General Administration (other)	116,230.57	State and Local Fiscal Assistance Act Utilized	30,461.00	Special District Taxes	
JUDICIARY		Sale of Acquired Property		Bank Corp. Taxes	4,588.95
Municipal Courts	18,887.00	Other Miscellaneous Revenues	300,012.20	Added and Omitted Taxes	8,562.69
PUBLIC SAFETY		Total	4,385,429.19	Total Taxes Levied - ABSTRACT	3,497,348.63
Fire Protection	48,213.00	Prior Years Surplus Appropriated	4,385,429.19	Total Taxes Billed	3,493,448.54
Police Protection	434,804.68	REVENUES TOTAL	4,385,429.19	1984 TAXES COLLECTED	3,410,346.96
Civil Defense & Disaster Control	500.00	Reserve For Uncollected Taxes	74,991.81	1984 Taxes Cancelled, Abated or Adjusted	
Environmental Inspection & Control	25,450.00	CAPITAL OUTLAY TOTAL	443,706.42	Transfer to Tax Title Liens or Foreclosed	63.10
Other Public Safety				Balance Outstanding Dec. 31, 1984	83,038.48
PUBLIC WORKS				PRIOR YEARS TAXES OUTSTANDING	
Streets and Drainage	144,156.66	Public Enterprises	67,993.28	Balance January 1, 1984	69,664.69
Sewers and Sewage Processing	147,273.68	Recreation—Culture		Collected in 1984	66,648.05
Garbage and Trash Disposal	73,255.61	Public Works	88,727.94	Cancelled, Abated or Adjusted 1984	141.47
Public Buildings and Grounds	25,765.12	Buildings and Grounds	286,985.20	Transfers to Tax Title Liens or Foreclosed	2,007.99
Other Public Works	27,500.00	Library and Education		Balance December 31, 1984	867.18
HEALTH AND WELFARE		Conservation		TAX TITLE LIENS OUTSTANDING	
Health Services Except Environmental	17,050.00	All Other		Balance January 1, 1984	5,041.78
Welfare-Public Assistance	2,700.00			Transfer From Taxes	2,071.09
Hospitals, Clinics, First Aid		CAPITAL DEBT AUTHORIZED, DECEMBER 31, 1984		Redeemed in 1984	
Animal, Insect, & Rodent Control		ISSUED AND UNISSUED		Cancelled, Abated or Adjusted (1984)	
Other Welfare Services		SCHOOL GROSS DEBT 732,051		Transfers to Foreclosed Property	
RECREATION and CONSERVATION		Self-Liquidating 374,250	374,250	Balance December 31, 1984	7,112.87
Beaches and Boardwalks		Other 1,705,367	1,688,367	PROPERTY ACQUIRED BY DEED OR FORECLOSURE	
Parks, Playgrounds, Shade Trees		Total 2,811,669	2,062,617	Balance January 1, 1984	10,425.00
Land Reclamation & Conservation				Transfers From Taxes or Liens	
Other Recreational Services	4,000.00	ISSUED AND OUTSTANDING		Sale for Cash (1984)	
EDUCATION (excluding schools)		SCHOOL 732,051.89	732,051.89	Cancelled, Abated or Adjusted (1984)	
Libraries	42,000.00	Self-Liquidating 374,250.00	1,577,500.00	Balance December 31, 1984	10,425.00
Other Educational Services		Other 1,577,500.00	2,683,801.89	CURRENT FINANCES DECEMBER 31, 1984	
STATUTORY EXPENDITURES		Total 2,683,801.89		ASSETS	
Pensions & F. I. C. A.	92,292.46	EQUALIZED VALUATION BASIS		Cash Dec. 31, 1984	288,850.72
Employee Fringe Benefits	53,100.00	FOR NET DEBT COMPUTATION	143,899,649	Taxes Receivable	83,905.66
Other Statutory Expenditures	4,964.34	REAL PROPERTY VALUATIONS		Tax Title Liens	7,112.87
CETA And Other Public Employment Programs		Code Class # of Parcels % VAL'N	ASSESSED VALUATION	Foreclosed Property	10,425.00
MUNICIPAL FUNCTIONS TOTAL	1,320,226.12	1 Vacant Land 97 1.33	691,200.00	Emergencies & Other Deferred Charges	176,272.99
CAPITAL IMPROVEMENTS *MEMO*	43,103.00	2 Residential 1493 72.38	37,511,800.00	State and Federal Aid Receivable	1,739.02
DEBT SERVICE		3 Farm		Other Receivables	79,000.70
Principal Payments	89,000.00	4a Commercial 131 11.94	6,187,900.00	Total	647,306.96
Interest Payments	102,719.00	4b Industrial 29 10.58	5,484,500.00	LIABILITIES, RESERVES, AND SURPLUS	
		4c Apartments 9 3.76	1,950,500.00	Cash Liabilities	446,466.22
		Total 1759	51,825,900.00	Reserves for Receivables	180,444.23
DEFERRED CHARGES	233,930.90	Land Area 1.30 Sq. Miles		Surplus Dec. 31, 1984	20,396.51
SCHOOL, COUNTY, SPECIAL DISTRICT TAXES	2,777,547.91	Net Valuation Taxable-Municipal	55,227,985	Total	647,306.96
RESERVE FOR UNCOLLECTED TAXES	74,991.81	Net Valuation Taxable-County	149,936,567		
EXPENDITURES TOTAL	4,603,415.74	State Equalized Valuation	153,622,085		
		State Equalization Ratio	34.50		

1909
Population 1980 1,832
Population 1984 1,824
S & P Rating
Moody Rating

General Tax Rate Per \$100. 3.94
State Equalized Tax Rate 3.16

HAMBURG BOROUGH - SUSSEX COUNTY
Form of Government:
Borough Council
Number of Members on Governing Body - 6

PER CAPITA:
Gross Debt 2,324.98
Net Debt 65.24
Debt Service 22.55
Total Tax Levy 740.97
Municipal Expenditures 338.58

PER CENT:
Gross Debt 10.56
Net Debt .30
Tax Levy Collected 91.53
Tax Levy Cancelled, Abated or Adjusted .26

EXPENDITURES		REVENUES-REALIZED		1984 PROPERTY TAX	
GENERAL GOVERNMENT				STATE EQUALIZED TAX RATE \rightarrow 1.10	
Governing Body & Public Boards		1984 Property Taxes Collected	1,233,811.72	Local District School Taxes	467,644.50
Municipal Clerk		1984 Payments in Lieu of Taxes		Regional & Consolidated School Tax	431,658.64
Financial Administration	10,227.00	Delinquent Tax & Lien Collections	157,195.05	School Taxes in Municipal Budget	
Assessment of Taxes	6,599.00	Business Personalty Replacement Taxes	38,493.16	County Taxes	* 229,209.69
Collection of Taxes	4,826.00	Taxes from Public Utilities	90,314.00	County Library Taxes	13,592.76
Planning, Housing & Development	7,060.00	Other Miscellaneous Tax Revenues		Local Municipal Purpose Taxes	201,035.36
Human Resources		State Aid Revenues	19,417.78	Veteran & Senior Citizen Taxes	21,400.00
Elections	367.00	Federal Aid Revenues	8,851.00	Total Taxes for Rate Computation	3.15 1,364,540.95
General Administration (other)	80,680.90	State and Local Fiscal Assistance Act Utilized		Special District Taxes	
JUDICIARY		Sale of Acquired Property		Bank Corp. Taxes	5,280.29
Municipal Courts	13,000.00	Other Miscellaneous Revenues	136,526.10	Added and Omitted Taxes	3,102.59
PUBLIC SAFETY		Total	1,684,608.81	Total Taxes Levied - ABSTRACT	1,351,523.83
Fire Protection	19,510.00	Prior Years Surplus Appropriated	90,000.00	Total Taxes Billed	1,347,948.49
Police Protection	105,844.10	REVENUES TOTAL	1,774,608.81	1984 TAXES COLLECTED	1,233,811.72
Civil Defense & Disaster Control		Reserve For Uncollected Taxes	149,059.13	1984 Taxes Cancelled, Abated or Adjusted	3,534.18
Environmental Inspection & Control	5,854.00	CAPITAL OUTLAY TOTAL	460,800.70	Transfer to Tax Title Liens or Foreclosed	7,376.90
Other Public Safety				Balance Outstanding Dec. 31, 1984	103,225.69
PUBLIC WORKS				PRIOR YEARS TAXES OUTSTANDING	
Streets and Drainage	53,665.82	Public Enterprises		Balance January 1, 1984	99,676.01
Sewers and Sewage Processing		Recreation—Culture		Collected in 1984	91,459.82
Garbage and Trash Disposal	38,961.00	Public Works	460,800.70	Cancelled, Abated or Adjusted 1984	.15
Public Buildings and Grounds	17,125.00	Buildings and Grounds		Transfers to Tax Title Liens or Foreclosed	222.77
Other Public Works		Library and Education		Balance December 31, 1984	7,993.27
HEALTH and WELFARE		Conservation		TAX TITLE LIENS OUTSTANDING	
Health Services Except Environmental	7,442.00	All Other		Balance January 1, 1984	74,377.71
Welfare-Public Assistance	830.00	CAPITAL DEBT AUTHORIZED, DECEMBER 31, 1984		Transfer From Taxes	7,628.73
Hospitals, Clinics, First Aid		ISSUED AND UNISSUED		Redeemed in 1984	65,735.23
Animal, Insect, & Rodent Control		School	1,516,765	Cancelled, Abated or Adjusted (1984)	
Other Welfare Services		Self-liquidating	2,605,000	Transfers to Foreclosed Property	
RECREATION and CONSERVATION		Other	119,000	Balance December 31, 1984	16,271.21
Beaches and Boardwalks		Total	4,240,765	PROPERTY ACQUIRED BY DEED OR FORECLOSURE	
Parks, Playgrounds, Shade Trees	2,300.00	ISSUED AND OUTSTANDING		Balance January 1, 1984	
Land Reclamation & Conservation		School	1,516,765.52	Transfers From Taxes or Liens	
Other Recreational Services	1,139.00	Self-Liquidating	2,605,000.00	Sale for Cash (1984)	
EDUCATION (excluding schools)		Other	119,000.00	Cancelled, Abated or Adjusted (1984)	
Libraries		Total	4,240,765.52	Balance December 31, 1984	
Other Educational Services		EQUALIZED VALUATION BASIS FOR NET DEBT COMPUTATION	40,154,056	CURRENT FINANCES DECEMBER 31, 1984	
STATUTORY EXPENDITURES		REAL PROPERTY VALUATIONS		ASSETS	
Pensions & F. I. C. A.	20,175.00	Code Class # of Parcels % VAL'N		Cash Dec. 31, 1984	258,258.74
Employee Fringe Benefits		1 Vacant Land 85 4.38	1,487,350.00	Taxes Receivable	111,218.96
Other Statutory Expenditures	2,200.00	2 Residential 503 62.63	21,258,400.00	Tax Title Liens	16,271.21
CETA And Other Public Employment Programs		3 Farm 10 1.35	459,000.00	Foreclosed Property	
MUNICIPAL FUNCTIONS TOTAL	402,805.82	4a Commercial 45 13.84	4,698,025.00	Emergencies & Other Deferred Charges	
CAPITAL IMPROVEMENTS *MEMO*	5,000.00	4b Industrial 7 17.01	5,774,500.00	State and Federal Aid Receivable	5,311.39
DEBT SERVICE		4c Apartments 2 .79	268,200.00	Other Receivables	12,587.99
Principal Payments	31,000.00	Total 652	33,945,475.00	Total	403,648.29
Interest Payments	10,125.00			LIABILITIES, RESERVES, AND SURPLUS	
DEFERRED CHARGES	24,575.61	Land Area 1.20 Sq. Miles		Cash Liabilities	58,802.36
SCHOOL, COUNTY, SPECIAL DISTRICT TAXES	1,142,105.59	Net Valuation Taxable-Municipal	34,133,144	Reserves for Receivables	140,078.16
RESERVE FOR UNCOLLECTED TAXES	149,059.13	Net Valuation Taxable-County	40,092,492	Surplus Dec. 31, 1984	204,767.77
EXPENDITURES TOTAL	1,759,671.15	State Equalized Valuation	42,534,818	Total	403,648.29
		State Equalization Ratio	80.16		

0112
Population 1980 9,499
Population 1984 11,154
S & P Rating
Moody Rating

General Tax Rate Per \$100. 3.68
State Equalized Tax Rate 2.06

HAMILTON TOWNSHIP – ATLANTIC CO.
Form of Government:
Township Committee
Number of Members on Governing Body – 5

PER CAPITA:
Gross Debt 796.10
Net Debt 268.98
Debt Service 55.22
Totl Tax Levy 747.00
Municipal Expenditures 382.64
PER CENT:
Gross Debt 2.46
Net Debt .83
Tax Levy Collected 89.77
Tax Levy Cancelled, Abated or Adjusted .43

EXPENDITURES		REVENUES-REALIZED		1984 PROPERTY TAX	
GENERAL GOVERNMENT				STATE EQUALIZED TAX RATE	
Governing Body & Public Boards	20,724.00	1984 Property Taxes Collected	7,477,020.97	Local District School Taxes .61	2,368,454.00
Municipal Clerk	67,130.00	1984 Payments in Lieu of Taxes		Regional & Consolidated School Tax .72	2,772,195.88
Financial Administration	39,685.00	Delinquent Tax & Lien Collections	805,216.33	School Taxes in Municipal Budget	
Assessment of Taxes		Business Personalty Replacement Taxes	149,576.72	County Taxes .47	* 1,802,730.33
Collection of Taxes		Taxes from Public Utilities	1,104,128.00	County Library Taxes .03	114,566.05
Planning, Housing & Development	134,423.31	Other Miscellaneous Tax Revenues		Local Municipal Purpose Taxes .24	909,000.00
Human Resources		State Aid Revenues	60,781.47	Veteran & Senior Citizen Taxes	151,100.00
Elections		Federal Aid Revenues		Total Taxes for Rate Computation 2.07	8,118,046.26
General Administration (other)	441,214.41	State and Local Fiscal Assistance Act Utilized	41,560.81	Special District Taxes	216,000.00
JUDICIARY		Sale of Acquired Property	198,274.57	Bank Corp. Taxes	4,310.16
Municipal Courts	129,560.00	Other Miscellaneous Revenues	985,467.05	Added and Omitted Taxes	144,809.56
PUBLIC SAFETY		Total	10,822,025.92	Total Taxes Levied - ABSTRACT	8,332,065.98
Fire Protection	108,354.00	Prior Years Surplus Appropriated	828,427.65	Total Taxes Billed	8,328,707.83
Police Protection	734,189.00	REVENUES TOTAL	11,650,453.57	1984 TAXES COLLECTED	7,477,020.97
Civil Defense & Disaster Control	1,200.00	Reserve For Uncollected Taxes	1,052,574.24	1984 Taxes Cancelled, Abated or Adjusted	36,069.10
Environmental Inspection & Control	56,648.00			Transfer to Tax Title Liens or Foreclosed	97,453.62
Other Public Safety		CAPITAL OUTLAY TOTAL	626,170.53	Balance Outstanding Dec. 31, 1984	718,164.14
PUBLIC WORKS				PRIOR YEARS TAXES OUTSTANDING	
Streets and Drainage	345,862.25	Public Enterprises		Balance January 1, 1984	710,188.85
Sewers and Sewage Processing		Recreation—Culture		Collected in 1984	612,225.20
Garbage and Trash Disposal		Public Works	223,850.28	Cancelled, Abated or Adjusted 1984	970.57
Public Buildings and Grounds	89,900.17	Buildings and Grounds	402,320.25	Transfers to Tax Title Liens or Foreclosed	94,180.47
Other Public Works	90,212.13	Library and Education		Balance December 31, 1984	2,812.61
HEALTH and WELFARE		Conservation		TAX TITLE LIENS OUTSTANDING	
Health Services Except Environmental	1,622.00	All Other		Balance January 1, 1984	207,267.31
Welfare-Public Assistance	42,525.00			Transfer From Taxes	211,518.65
Hospitals, Clinics, First Aid		CAPITAL DEBT AUTHORIZED, DECEMBER 31, 1984		Redeemed in 1984	192,991.13
Animal, Insect, & Rodent Control	10,000.00	ISSUED AND UNISSUED		Cancelled, Abated or Adjusted (1984)	
Other Welfare Services		School	4,743,638	Transfers to Foreclosed Property	
RECREATION and CONSERVATION		Self-liquidating		Balance December 31, 1984	225,794.83
Beaches and Boardwalks		Other	4,136,071	PROPERTY ACQUIRED BY DEED OR	
Parks, Playgrounds, Shade Trees	34,915.00	Total	8,879,709	FORECLOSURE	
Land Reclamation & Conservation	2,147.64			Balance January 1, 1984	1,204,368.57
Other Recreational Services	1,550.00	ISSUED AND OUTSTANDING		Transfers From Taxes or Liens	
EDUCATION (excluding schools)		School		Sale for Cash (1984)	198,274.57
Libraries		Self-Liquidating		Cancelled, Abated or Adjusted (1984)	
Other Educational Services	37,536.00	Other	3,739,677.00	Balance December 31, 1984	1,006,094.00
STATUTORY EXPENDITURES		Total	3,739,677.00	CURRENT FINANCES DECEMBER 31, 1984	
Pensions & F. I. C. A.	189,010.00	EQUALIZED VALUATION BASIS		ASSETS	
Employee Fringe Benefits		FOR NET DEBT COMPUTATION	361,549.597	Cash Dec. 31, 1984	3,247,783.39
Other Statutory Expenditures	6,000.00	REAL PROPERTY VALUATIONS		Taxes Receivable	720,976.75
CETA And Other Public Employment Programs		Code Class # of Parcels % VAL'N		Tax Title Liens	225,794.83
MUNICIPAL FUNCTIONS TOTAL	2,584,407.91	1 Vacant Land 7642 21.97	46,629,030.00	Foreclosed Property	1,006,094.00
CAPITAL IMPROVEMENTS *MEMO*	22,800.00	2 Residential 3784 57.13	121,265,300.00	Emergencies & Other Deferred Charges	16,783.40
DEBT SERVICE		3 Farm 272 2.34	4,959,387.00	State and Federal Aid Receivable	102.11
Principal Payments	425,704.00	4a Commercial 180 12.00	25,465,300.00	Other Receivables	36,813.56
Interest Payments	190,273.50	4b Industrial 11 4.33	9,184,200.00	Total	5,254,348.04
		4c Apartments 7 2.25	4,771,400.00	LIABILITIES, RESERVES, AND SURPLUS	
		Total 11896	212,274,617.00	Cash Liabilities	2,018,782.29
DEFERRED CHARGES	15,040.61	Land Area 113.40 Sq. Miles		Reserves for Receivables	1,989,679.14
SCHOOL, COUNTY, SPECIAL DISTRICT TAXES	7,273,946.26	Net Valuation Taxable-Municipal	216,562,394	Surplus Dec. 31, 1984	1,245,886.61
RESERVE FOR UNCOLLECTED TAXES	1,052,574.24	Net Valuation Taxable-County	381,289,534		5,254,348.04
EXPENDITURES TOTAL	11,541,946.52	State Equalized Valuation	383,214,262		
		State Equalization Ratio	56.02		

1103

Population 1980 82,801
 Population 1984 84,611
 S & P Rating
 Moody Rating AAA

General Tax Rate Per \$100.

4.06

State Equalized Tax Rate

2.60

HAMILTON TOWNSHIP – MERCER COUNTY**Form of Government:****Mayor-Council Plan E (OMCL 50)****Number of Members on Governing Body – 5****PER CAPITA:**

Gross Debt 929.48
 Net Debt 399.32
 Debt Service 45.35
 Total Tax Levy 597.03
 Municipal Expenditures 357.57

PER CENT:

Gross Debt 4.78
 Net Debt 2.05
 Tax Levy Collected 96.60
 Tax Levy Cancelled, Abated or Adjusted .32

EXPENDITURES		REVENUES-REALIZED		1984 PROPERTY TAX	
GENERAL GOVERNMENT				STATE EQUALIZED TAX RATE → 1.54	
Governing Body & Public Boards	247,154.80	1984 Property Taxes Collected	48,749,435.25	Local District School Taxes	27,896,052.50
Municipal Clerk	158,355.00	1984 Payments in Lieu of Taxes	100,154.60	Regional & Consolidated School Tax	
Financial Administration	165,754.00	Delinquent Tax & Lien Collections	1,748,041.42	School Taxes in Municipal Budget	
Assessment of Taxes	147,028.00	Business Personalty Replacement Taxes	977,727.20	County Taxes	13,882,439.88
Collection of Taxes	304,650.00	Taxes from Public Utilities	14,410,195.00	County Library Taxes	
Planning, Housing & Development	258,714.60	Other Miscellaneous Tax Revenues		Local Municipal Purpose Taxes	5,209,736.15
Human Resources	1,201,436.00	State Aid Revenues	1,657,222.28	Veteran & Senior Citizen Taxes	1,109,000.00
Elections		Federal Aid Revenues		Total Taxes for Rate Computation	48,097,228.53
General Administration (other)	3,811,114.61	State and Local Fiscal Assistance Act Utilized	534,906.77	Special District Taxes	2,866,591.02
JUDICIARY		Sale of Acquired Property		Bank Corp. Taxes	77,284.88
Municipal Courts	382,250.00	Other Miscellaneous Revenues	3,796,413.63	Added and Omitted Taxes	583,618.31
PUBLIC SAFETY		Total	71,974,096.15	Total Taxes Levied - ABSTRACT	50,515,722.74
Fire Protection	15,000.00	Prior Years Surplus Appropriated	3,300,000.00	Total Taxes Billed	50,464,530.44
Police Protection	4,999,816.14	REVENUES TOTAL	75,274,096.15	1984 TAXES COLLECTED	48,749,435.25
Civil Defense & Disaster Control	13,901.00	Reserve For Uncollected Taxes	2,200,000.00	1984 Taxes Cancelled, Abated or Adjusted	161,487.70
Environmental Inspection & Control	543,605.00			Transfer to Tax Title Liens or Foreclosed	136,815.92
Other Public Safety		CAPITAL OUTLAY	5,043,581.09	Balance Outstanding Dec. 31, 1984	1,416,791.57
PUBLIC WORKS				PRIOR YEARS TAXES OUTSTANDING	
Streets and Drainage	2,597,695.00	Public Enterprises	1,865,981.82	Balance January 1, 1984	1,685,972.86
Sewers and Sewage Processing		Recreation—Culture	127,089.80	Collected in 1984	1,581,930.10
Garbage and Trash Disposal	2,171,300.00	Public Works	619,790.49	Cancelled, Abated or Adjusted 1984	30,225.48
Public Buildings and Grounds	1,191,550.00	Buildings and Grounds	2,284,946.02	Transfers to Tax Title Liens or Foreclosed	28,045.13
Other Public Works		Library and Education		Balance December 31, 1984	45,772.15
HEALTH and WELFARE		Conservation	145,772.96	TAX TITLE LIENS OUTSTANDING	
Health Services Except Environmental	847,523.00	All Other		Balance January 1, 1984	451,889.51
Welfare-Public Assistance	117,213.00	CAPITAL DEBT AUTHORIZED, DECEMBER 31, 1984		Transfer From Taxes	173,078.16
Hospitals, Clinics, First Aid		ISSUED AND UNISSUED	GROSS DEBT	Redeemed in 1984	166,111.32
Animal, Insect, & Rodent Control		School	3,481,000	Cancelled, Abated or Adjusted (1984)	
Other Welfare Services		Self-liquidating	25,395,734	Transfers to Foreclosed Property	26,521.39
RECREATION and CONSERVATION		Other	49,767,200	Balance December 31, 1984	432,334.96
Beaches and Boardwalks	735.00	Total	78,643,934	PROPERTY ACQUIRED BY DEED OR FORECLOSURE	
Parks, Playgrounds, Shade Trees	35,059.23	ISSUED AND OUTSTANDING		Balance January 1, 1984	340,693.61
Land Reclamation & Conservation	1,078,855.63	School	3,481,000.00	Transfers From Taxes or Liens	26,521.39
Other Recreational Services		Self-Liquidating	24,772,000.00	Sale for Cash (1984)	
EDUCATION (excluding schools)		Other	33,638,000.00	Cancelled, Abated or Adjusted (1984)	
Libraries	961,066.02	Total	61,891,000.00	Balance December 31, 1984	367,215.00
Other Educational Services	6,550.00	EQUALIZED VALUATION BASIS		CURRENT FINANCES DECEMBER 31, 1984	
STATUTORY EXPENDITURES		FOR NET DEBT COMPUTATION	1,645,425,006	ASSETS	
Pensions & F. I. C. A.	1,915,000.00	REAL PROPERTY VALUATIONS		Cash Dec. 31, 1984	13,649,558.14
Employee Fringe Benefits	990,000.00	Code Class # of Parcels % VAL'N	ASSESSED VALUATION	Taxes Receivable	1,462,563.72
Other Statutory Expenditures	10,000.00	1 Vacant Land 2079 2.58	29,073,350.00	Tax Title Liens	432,334.96
CETA And Other Public Employment Programs		2 Residential 23426 75.29	848,780,300.00	Foreclosed Property	367,215.00
MUNICIPAL FUNCTIONS	TOTAL	3 Farm 292 .64	7,209,350.00	Emergencies & Other Deferred Charges	
CAPITAL IMPROVEMENTS	*MEMO*	4a Commercial 952 13.03	146,875,900.00	State and Federal Aid Receivable	679,668.31
DEBT SERVICE		4b Industrial 69 4.09	46,118,950.00	Other Receivables	608,934.44
Principal Payments	1,750,000.00	4c Apartments 54 4.37	49,261,150.00	Total	17,200,274.57
Interest Payments	2,086,909.00	Total 26872	1,127,319,000.00	LIABILITIES, RESERVES, AND SURPLUS	
DEFERRED CHARGES	46,000.00	Land Area 39.38 Sq. Miles		Cash Liabilities	9,903,931.35
SCHOOL, COUNTY, SPECIAL DISTRICT TAXES	44,645,083.40	Net Valuation Taxable-Municipal	1,157,719,146	Reserves for Receivables	2,871,048.12
RESERVE FOR UNCOLLECTED TAXES	2,200,000.00	Net Valuation Taxable-County	1,728,855,164	Surplus Dec. 31, 1984	4,425,295.10
EXPENDITURES	TOTAL	State Equalized Valuation	1,789,012,876	Total	17,200,274.57
		State Equalization Ratio	64.11		

0113
Population 1980 12,298
Population 1984 12,331
S & P Rating BBB+
Moody Rating AAA

General Tax Rate Per \$100. 7.36
State Equalized Tax Rate 2.26

HAMMONTON TOWN - ATLANTIC COUNTY
Form of Government:
Special Charter - (CH 85 - 1866)
Number of Members on Governing Body - 7

PER CAPITA:
Gross Debt 583.98
Net Debt 250.36
Debt Service 36.97
Total Tax Levy 529.46
Municipal Expenditures 256.40

PER CENT:
Gross Debt 2.76
Net Debt 1.18
Tax Levy Collected 91.96
Tax Levy Cancelled, Abated or Adjusted .08

EXPENDITURES		REVENUES-REALIZED		1984 PROPERTY TAX	
GENERAL GOVERNMENT				STATE EQUALIZED TAX RATE	
Governing Body & Public Boards		1984 Property Taxes Collected	5,994,261.41	Local District School Taxes 1.39	3,946,618.95
Municipal Clerk		1984 Payments in Lieu of Taxes		Regional & Consolidated School Tax	
Financial Administration	28,787.91	Delinquent Tax & Lien Collections	324,308.26	School Taxes in Municipal Budget	
Assessment of Taxes	22,183.00	Business Personalty Replacement Taxes	197,737.48	County Taxes .46	* 1,316,705.95
Collection of Taxes	32,164.00	Taxes from Public Utilities	715,410.00	County Library Taxes .03	83,793.83
Planning, Housing & Development	58,425.12	Other Miscellaneous Tax Revenues		Local Municipal Purpose Taxes .37	1,062,321.61
Human Resources		State Aid Revenues	151,879.52	Veteran & Senior Citizen Taxes	185,900.00
Elections	4,819.71	Federal Aid Revenues	10,787.00	Total Taxes for Rate Computation 2.25	6,595,340.34
General Administration (other)	297,726.95	State and Local Fiscal Assistance Act Utilized	48,260.00	Special District Taxes	
JUDICIARY		Sale of Acquired Property		Bank Corp. Taxes	11,245.60
Municipal Courts	53,164.00	Other Miscellaneous Revenues	399,602.64	Added and Omitted Taxes	108,057.83
PUBLIC SAFETY		Total	7,842,246.31	Total Taxes Levied - ABSTRACT	6,528,743.77
Fire Protection	67,397.69	Prior Years Surplus Appropriated	211,000.00	Total Taxes Billed	6,518,684.18
Police Protection	719,908.45	REVENUES TOTAL	8,053,246.31	1984 TAXES COLLECTED	5,994,261.41
Civil Defense & Disaster Control		Reserve For Uncollected Taxes	384,643.29	1984 Taxes Cancelled, Abated or Adjusted	5,225.17
Environmental Inspection & Control	63,452.88	CAPITAL OUTLAY TOTAL	659,333.03	Transfer to Tax Title Liens or Foreclosed	14,566.04
Other Public Safety		Public Enterprises	8,405.95	Balance Outstanding Dec. 31, 1984	504,631.56
PUBLIC WORKS		Recreation—Culture		PRIOR YEARS TAXES OUTSTANDING	
Streets and Drainage	510,760.26	Public Works	650,185.81	Balance January 1, 1984	332,818.29
Sewers and Sewage Processing		Buildings and Grounds	440.52	Collected in 1984	318,167.57
Garbage and Trash Disposal	14,000.00	Library and Education	300.75	Cancelled, Abated or Adjusted 1984	12,157.81
Public Buildings and Grounds	47,802.00	Conservation		Transfers to Tax Title Liens or Foreclosed	2,471.26
Other Public Works		All Other		Balance December 31, 1984	21.65
HEALTH and WELFARE				TAX TITLE LIENS OUTSTANDING	
Health Services Except Environmental	16,228.28			Balance January 1, 1984	31,697.91
Welfare-Public Assistance	6,660.00			Transfer From Taxes	17,459.10
Hospitals, Clinics, First Aid				Redeemed in 1984	6,140.69
Animal, Insect, & Rodent Control	3,730.08			Cancelled, Abated or Adjusted (1984)	
Other Welfare Services				Transfers to Foreclosed Property	
RECREATION and CONSERVATION				Balance December 31, 1984	43,016.32
Beaches and Boardwalks	2,450.25			PROPERTY ACQUIRED BY DEED OR	
Parks, Playgrounds, Shade Trees	12,195.00			FORECLOSURE	
Land Reclamation & Conservation	2,650.00			Balance January 1, 1984	18,010.00
Other Recreational Services	23,500.00			Transfers From Taxes or Liens	
EDUCATION (excluding schools)				Sale for Cash (1984)	
Libraries				Cancelled, Abated or Adjusted (1984)	
Other Educational Services				Balance December 31, 1984	18,010.00
STATUTORY EXPENDITURES				CURRENT FINANCES DECEMBER 31, 1984	
Pensions & F. I. C. A.	173,906.02			ASSETS	
Employee Fringe Benefits	103,040.61			Cash Dec. 31, 1984	697,679.17
Other Statutory Expenditures				Taxes Receivable	504,653.21
CETA And Other Public Employment Programs				Tax Title Liens	43,016.32
MUNICIPAL FUNCTIONS TOTAL	2,264,952.21			Foreclosed Property	18,010.00
CAPITAL IMPROVEMENTS *MEMO*	20,000.00			Emergencies & Other Deferred Charges	200,020.00
DEBT SERVICE				State and Federal Aid Receivable	9,042.81
Principal Payments	275,000.00			Other Receivables	44,269.44
Interest Payments	180,889.50			Total	1,516,690.95
DEFERRED CHARGES	56,233.73			LIABILITIES, RESERVES, AND SURPLUS	
SCHOOL, COUNTY, SPECIAL DISTRICT TAXES	5,347,118.73			Cash Liabilities	548,137.29
RESERVE FOR UNCOLLECTED TAXES	384,643.29			Reserves for Receivables	609,948.97
EXPENDITURES TOTAL	8,508,837.46			Surplus Dec. 31, 1984	358,604.69
				Total	1,516,690.95

1013

Population 1980 1,614
 Population 1984 1,726
 S & P Rating
 Moody Rating

General Tax Rate Per \$100.

3.67

State Equalized Tax Rate

2.55

HAMPTON BOROUGH – HUNTERDON CO.**Form of Government:****Borough Council****Number of Members on Governing Body – 6****PER CAPITA:**

Gross Debt 619.39
 Net Debt 146.32
 Debt Service 4.39
 Total Tax Levy 455.18
 Municipal Expenditures 253.92

PER CENT:

Gross Debt 3.88
 Net Debt .92
 Tax Levy Collected 91.66
 Tax Levy Cancelled, Abated or Adjusted

EXPENDITURES		REVENUES-REALIZED		1984 PROPERTY TAX	
GENERAL GOVERNMENT				STATE EQUALIZED TAX RATE	
Governing Body & Public Boards		1984 Property Taxes Collected	720,755.81	Local District School Taxes	1.03 317,110.00
Municipal Clerk		1984 Payments in Lieu of Taxes	11,608.44	Regional & Consolidated School Tax	.60 183,050.40
Financial Administration	8,795.00	Delinquent Tax & Lien Collections	87,229.13	School Taxes in Municipal Budget	
Assessment of Taxes	3,600.00	Business Personalty Replacement Taxes	7,716.60	County Taxes	.42 130,096.46
Collection of Taxes	4,069.99	Taxes from Public Utilities	37,965.00	County Library Taxes	.03 8,241.26
Planning, Housing & Development	38,587.73	Other Miscellaneous Tax Revenues		Local Municipal Purpose Taxes	.46 142,542.00
Human Resources		State Aid Revenues	36,665.49	Veteran & Senior Citizen Taxes	
Elections		Federal Aid Revenues		Total Taxes for Rate Computation	2.54 790,340.12
General Administration (other)	56,339.21	State and Local Fiscal Assistance Act Utilized	8,265.00	Special District Taxes	
JUDICIARY		Sale of Acquired Property		Bank Corp. Taxes	
Municipal Courts	8,759.41	Other Miscellaneous Revenues	82,824.09	Added and Omitted Taxes	4,597.05
PUBLIC SAFETY		Total	993,029.56	Total Taxes Levied - ABSTRACT	785,637.17
Fire Protection	18,700.00	Prior Years Surplus Appropriated	63,838.39	Total Taxes Billed	786,370.72
Police Protection	67,480.81	REVENUES TOTAL	1,056,867.95	1984 TAXES COLLECTED	720,755.81
Civil Defense & Disaster Control	100.00	Reserve For Uncollected Taxes	94,800.00	1984 Taxes Cancelled, Abated or Adjusted	
Environmental Inspection & Control		CAPITAL OUTLAY TOTAL	38,612.00	Transfer to Tax Title Liens or Foreclosed	11,430.23
Other Public Safety				Balance Outstanding Dec. 31, 1984	54,184.68
PUBLIC WORKS				PRIOR YEARS TAXES OUTSTANDING	
Streets and Drainage	52,939.85	Public Enterprises	38,612.00	Balance January 1, 1984	78,184.52
Sewers and Sewage Processing	1,972.08	Recreation—Culture		Collected in 1984	69,829.98
Garbage and Trash Disposal	16,078.00	Public Works		Cancelled, Abated or Adjusted 1984	1,577.77
Public Buildings and Grounds	19,733.00	Buildings and Grounds		Transfers to Tax Title Liens or Foreclosed	540.00
Other Public Works	16,067.48	Library and Education		Balance December 31, 1984	6,236.77
HEALTH and WELFARE		Conservation		TAX TITLE LIENS OUTSTANDING	
Health Services Except Environmental	820.00	All Other		Balance January 1, 1984	56,347.19
Welfare-Public Assistance	215.00			Transfer From Taxes	12,067.35
Hospitals, Clinics, First Aid	100.00			Redeemed in 1984	17,399.15
Animal, Insect, & Rodent Control				Cancelled, Abated or Adjusted (1984)	234.78
Other Welfare Services				Transfers to Foreclosed Property	
RECREATION and CONSERVATION				Balance December 31, 1984	50,780.61
Beaches and Boardwalks				PROPERTY ACQUIRED BY DEED OR FORECLOSURE	
Parks, Playgrounds, Shade Trees	1,500.00			Balance January 1, 1984	
Land Reclamation & Conservation	580.00			Transfers From Taxes or Liens	
Other Recreational Services	1,950.23			Sale for Cash (1984)	
EDUCATION (excluding schools)				Cancelled, Abated or Adjusted (1984)	
Libraries				Balance December 31, 1984	
Other Educational Services				CURRENT FINANCES DECEMBER 31, 1984	
STATUTORY EXPENDITURES				ASSETS	
Pensions & F. I. C. A.	8,500.00			Cash Dec. 31, 1984	311,580.61
Employee Fringe Benefits	5,700.00			Taxes Receivable	60,421.45
Other Statutory Expenditures	1,400.00			Tax Title Liens	50,780.61
CETA And Other Public Employment Programs				Foreclosed Property	
MUNICIPAL FUNCTIONS				Emergencies & Other Deferred Charges	1,058.14
CAPITAL IMPROVEMENTS *MEMO*				State and Federal Aid Receivable	
DEBT SERVICE				Other Receivables	8,641.80
Principal Payments	2,000.00			Total	432,482.61
Interest Payments	5,574.35			LIABILITIES, RESERVES, AND SURPLUS	
DEFERRED CHARGES				Cash Liabilities	224,555.39
SCHOOL, COUNTY, SPECIAL DISTRICT TAXES	1,895.69			Reserves for Receivables	119,843.86
RESERVE FOR UNCOLLECTED TAXES	638,498.12			Surplus Dec. 31, 1984	88,083.36
EXPENDITURES TOTAL	1,076,755.95			Total	432,482.61

1910
 Population 1980 **3,916**
 Population 1984 **4,119**
 S & P Rating
 Moody Rating

General Tax Rate Per \$100.
2.87
 State Equalized Tax Rate
2.53

HAMPTON TOWNSHIP – SUSSEX COUNTY
Form of Government:
Township Committee
Number of Members on Governing Body – 5

PER CAPITA:
 Gross Debt **505.59**
 Net Debt **179.24**
 Debt Service **8.09**
 Total Tax Levy **755.66**
 Municipal Expenditures **277.56**

PER CENT:
 Gross Debt **1.83**
 Net Debt **.65**
 Tax Levy Collected **90.55**
 Tax Levy Cancelled, Abated or Adjusted

EXPENDITURES		REVENUES-REALIZED		1984 PROPERTY TAX	
GENERAL GOVERNMENT				STATE EQUALIZED TAX RATE	
Governing Body & Public Boards		1984 Property Taxes Collected	2,814,866.70	Local District School Taxes .70	853,597.25
Municipal Clerk		1984 Payments in Lieu of Taxes		Regional & Consolidated School Tax .89	1,080,123.19
Financial Administration	18,358.22	Delinquent Tax & Lien Collections	260,972.03	School Taxes in Municipal Budget	
Assessment of Taxes	28,841.67	Business Personalty Replacement Taxes	46,064.36	County Taxes .55 *	663,023.99
Collection of Taxes	40,219.47	Taxes from Public Utilities	186,335.00	County Library Taxes .03	39,472.62
Planning, Housing & Development	19,542.00	Other Miscellaneous Tax Revenues		Local Municipal Purpose Taxes .35	426,272.28
Human Resources	300.00	State Aid Revenues	22,660.66	Veteran & Senior Citizen Taxes	42,800.00
Elections		Federal Aid Revenues		Total Taxes for Rate Computation 2.52	3,105,289.33
General Administration (other)	95,229.14	State and Local Fiscal Assistance Act Utilized	20,059.00	Special District Taxes	
JUDICIARY		Sale of Acquired Property		Bank Corp. Taxes	4,003.52
Municipal Courts	9,000.00	Other Miscellaneous Revenues	146,548.40	Added and Omitted Taxes	46,081.46
PUBLIC SAFETY		Total	3,497,506.15	Total Taxes Levied - ABSTRACT	3,112,574.31
Fire Protection	29,121.60	Prior Years Surplus Appropriated	161,352.47	Total Taxes Billed	3,108,570.79
Police Protection	4,267.00	REVENUES TOTAL	3,658,858.62	1984 TAXES COLLECTED	2,814,866.70
Civil Defense & Disaster Control	1,081.53	Reserve For Uncollected Taxes	390,000.00	1984 Taxes Cancelled, Abated or Adjusted	
Environmental Inspection & Control	17,845.64	CAPITAL OUTLAY TOTAL	167,398.06	Transfer to Tax Title Liens or Foreclosed	
Other Public Safety				Balance Outstanding Dec. 31, 1984	293,704.09
PUBLIC WORKS				PRIOR YEARS TAXES OUTSTANDING	
Streets and Drainage	239,768.24	Public Enterprises		Balance January 1, 1984	388,282.94
Sewers and Sewage Processing		Recreation—Culture	5,800.00	Collected in 1984	253,049.34
Garbage and Trash Disposal	89,400.00	Public Works	161,140.69	Cancelled, Abated or Adjusted 1984	
Public Buildings and Grounds	11,577.69	Buildings and Grounds	457.37	Transfers to Tax Title Liens or Foreclosed	
Other Public Works		Library and Education		Balance December 31, 1984	135,233.60
HEALTH and WELFARE		Conservation		TAX TITLE LIENS OUTSTANDING	
Health Services Except Environmental	19,720.00	All Other		Balance January 1, 1984	273,350.64
Welfare-Public Assistance	1,670.00	CAPITAL DEBT AUTHORIZED, DECEMBER 31, 1984		Transfer From Taxes	
Hospitals, Clinics, First Aid	500.00	ISSUED AND UNISSUED		Redeemed in 1984	7,922.69
Animal, Insect, & Rodent Control	147.00	School	1,344,222	Cancelled, Abated or Adjusted (1984)	
Other Welfare Services		Self-liquidating		Transfers to Foreclosed Property	
RECREATION and CONSERVATION		Other	738,290	Balance December 31, 1984	265,427.95
Beaches and Boardwalks		Total	2,082,513	PROPERTY ACQUIRED BY DEED OR	
Parks, Playgrounds, Shade Trees				FORECLOSURE	
Land Reclamation & Conservation	450.00	ISSUED AND OUTSTANDING		Balance January 1, 1984	571,200.00
Other Recreational Services	5,850.00	School	1,344,222.67	Transfers From Taxes or Liens	
EDUCATION (excluding schools)		Self-liquidating		Sale for Cash (1984)	53,749.00
Libraries		Other	320,840.78	Cancelled, Abated or Adjusted (1984)	
Other Educational Services		Total	1,665,063.45	Balance December 31, 1984	517,451.00
STATUTORY EXPENDITURES		EQUALIZED VALUATION BASIS		CURRENT FINANCES DECEMBER 31, 1984	
'Pensions & F. I. C. A.	37,174.63	FOR NET DEBT COMPUTATION	113,690,766	ASSETS	
Employee Fringe Benefits	24,432.17	REAL PROPERTY VALUATIONS		Cash Dec. 31, 1984	595,958.18
Other Statutory Expenditures	1,000.00	Code Class # of Parcels % VAL'N		Taxes Receivable	428,937.69
CETA And Other Public Employment Programs		1 Vacant Land 1430 10.93	11,598,560.00	Tax Title Liens	265,427.95
MUNICIPAL FUNCTIONS TOTAL	695,496.00	2 Residential 1217 67.47	71,611,305.00	Foreclosed Property	517,451.00
CAPITAL IMPROVEMENTS *MEMO*		3 Farm 355 7.94	8,430,358.00	Emergencies & Other Deferred Charges	
DEBT SERVICE		4a Commercial 57 13.67	14,505,000.00	State and Federal Aid Receivable	7,875.15
Principal Payments		4b Industrial		Other Receivables	60,171.37
Interest Payments	33,336.24	4c Apartments		Total	1,875,821.34
DEFERRED CHARGES	24,428.87	Total 3057	106,145,823.00	LIABILITIES, RESERVES, AND SURPLUS	
SCHOOL, COUNTY, SPECIAL DISTRICT TAXES	2,636,217.05	Land Area 24.95 Sq. Miles		Cash Liabilities	168,414.63
RESERVE FOR UNCOLLECTED TAXES	390,000.00	Net Valuation Taxable-Municipal	106,918,323	Reserves for Receivables	1,271,988.01
EXPENDITURES TOTAL	3,779,478.16	Net Valuation Taxable-County	116,407,770	Surplus Dec. 31, 1984	435,418.70
		State Equalized Valuation	121,365,346	Total	1,875,821.34
		State Equalization Ratio	88.02		

1412
Population 1980 11,846
Population 1984 12,007
S & P Rating
Moody Rating

General Tax Rate Per \$100. 1.55
State Equalized Tax Rate 1.47

HANOVER TOWNSHIP - MORRIS COUNTY
Form of Government:
Township Committee
Number of Members on Governing Body - 5

PER CAPITA:
Gross Debt 329.23
Net Debt
Debt Service
Total Tax Levy 1,208.57
Municipal Expenditures 484.64
PER CENT:
Gross Debt .48
Net Debt
Tax Levy Collected 94.85
Tax Levy Cancelled, Abated or Adjusted 1.53

EXPENDITURES		REVENUES-REALIZED		1984 PROPERTY TAX	
GENERAL GOVERNMENT				STATE EQUALIZED TAX RATE	
Governing Body & Public Boards		1984 Property Taxes Collected	13,842,565.19	Local District School Taxes .58	5,394,300.00
Municipal Clerk		1984 Payments in Lieu of Taxes		Regional & Consolidated School Tax .37	3,436,668.37
Financial Administration	61,700.00	Delinquent Tax & Lien Collections	289,170.87	School Taxes in Municipal Budget	
Assessment of Taxes	15,140.00	Business Personality Replacement Taxes	906,911.72	County Taxes .36	3,388,730.18
Collection of Taxes	50,130.00	Taxes from Public Utilities	1,209,389.00	County Library Taxes .01	129,562.21
Planning, Housing & Development	42,500.00	Other Miscellaneous Tax Revenues		Local Municipal Purpose Taxes .15	1,409,418.50
Human Resources		State Aid Revenues	82,217.26	Veteran & Senior Citizen Taxes	113,850.00
Elections		Federal Aid Revenues		Total Taxes for Rate Computation 1.47	13,872,529.26
General Administration (other)	786,440.00	State and Local Fiscal Assistance Act Utilized	59,338.63	Special District Taxes	344,634.95
JUDICIARY		Sale of Acquired Property		Bank Corp. Taxes	19,378.96
Municipal Courts	34,800.00	Other Miscellaneous Revenues	1,139,611.11	Added and Omitted Taxes	388,557.24
PUBLIC SAFETY		Total	17,529,203.78	Total Taxes Levied - ABSTRACT	14,511,250.41
Fire Protection	3,950.00	Prior Years Surplus Appropriated	1,900,000.00	Total Taxes Billed	14,594,094.29
Police Protection	1,124,800.00	REVENUES TOTAL	19,429,203.78	1984 TAXES COLLECTED	13,842,565.19
Civil Defense & Disaster Control	2,600.00	Reserve For Uncollected Taxes	902,015.65	1984 Taxes Cancelled, Abated or Adjusted	222,728.47
Environmental Inspection & Control	53,700.00			Transfer to Tax Title Liens or Foreclosed	28.80
Other Public Safety		CAPITAL OUTLAY TOTAL	658,790.31	Balance Outstanding Dec. 31, 1984	528,771.83
PUBLIC WORKS				PRIOR YEARS TAXES OUTSTANDING	
Streets and Drainage	1,293,380.17	Public Enterprises	48,165.63	Balance January 1, 1984	276,764.66
Sewers and Sewage Processing		Recreation—Culture	2,871.45	Collected in 1984	167,375.95
Garbage and Trash Disposal	322,759.51	Public Works	462,851.45	Cancelled, Abated or Adjusted 1984	24,260.35
Public Buildings and Grounds	134,075.00	Buildings and Grounds	144,901.78	Transfers to Tax Title Liens or Foreclosed	
Other Public Works		Library and Education		Balance December 31, 1984	85,128.36
HEALTH and WELFARE		Conservation		TAX TITLE LIENS OUTSTANDING	
Health Services Except Environmental	75,300.00	All Other		Balance January 1, 1984	122,521.08
Welfare-Public Assistance	6,560.00			Transfer From Taxes	28.80
Hospitals, Clinics, First Aid		CAPITAL DEBT AUTHORIZED, DECEMBER 31, 1984		Redeemed in 1984	121,794.92
Animal, Insect, & Rodent Control	4,400.00	ISSUED AND UNISSUED GROSS DEBT NET DEBT		Cancelled, Abated or Adjusted (1984)	
Other Welfare Services		School 3,953,036		Transfers to Foreclosed Property	
RECREATION and CONSERVATION		Self-liquidating		Balance December 31, 1984	754.96
Beaches and Boardwalks		Other		PROPERTY ACQUIRED BY DEED OR FORECLOSURE	
Parks, Playgrounds, Shade Trees	132,100.00	Total 3,953,036		Balance January 1, 1984	9,000.00
Land Reclamation & Conservation	1,600.00	ISSUED AND OUTSTANDING		Transfers From Taxes or Liens	
Other Recreational Services	99,600.00	School 3,953,036.37		Sale for Cash (1984)	
EDUCATION (excluding schools)		Self-liquidating		Cancelled, Abated or Adjusted (1984)	
Libraries	26,000.00	Other		Balance December 31, 1984	9,000.00
Other Educational Services	3,550.00	Total 3,953,036.37		CURRENT FINANCES DECEMBER 31, 1984	
STATUTORY EXPENDITURES		EQUALIZED VALUATION BASIS FOR NET DEBT COMPUTATION	821,603,018	ASSETS	
Pensions & F. I. C. A.	377,000.00	REAL PROPERTY VALUATIONS		Cash Dec. 31, 1984	3,932,675.80
Employee Fringe Benefits	160,000.00	Code Class # of Parcels % VAL'N		Taxes Receivable	613,900.19
Other Statutory Expenditures	5,000.00	1 Vacant Land 369 9.97	84,323,600.00	Tax Title Liens	754.96
CETA And Other Public Employment Programs		2 Residential 3449 43.47	367,607,400.00	Foreclosed Property	9,000.00
MUNICIPAL FUNCTIONS	4,817,084.68	3 Farm 2	7,600.00	Emergencies & Other Deferred Charges	
CAPITAL IMPROVEMENTS	205,000.00	4a Commercial 137 15.69	132,701,000.00	State and Federal Aid Receivable	
DEBT SERVICE		4b Industrial 104 30.79	260,420,500.00	Other Receivables	
Principal Payments		4c Apartments 4 .08	658,400.00	Total	4,556,330.95
Interest Payments		Total 4065	845,718,500.00	LIABILITIES, RESERVES, AND SURPLUS	
DEFERRED CHARGES	100,000.00	Land Area 10.80 Sq. Miles		Cash Liabilities	1,604,369.99
SCHOOL, COUNTY, SPECIAL DISTRICT TAXES	12,693,895.71	Net Valuation Taxable-Municipal	890,963,510	Reserves for Receivables	623,655.15
RESERVE FOR UNCOLLECTED TAXES	902,015.65	Net Valuation Taxable-County	935,231,397	Surplus Dec. 31, 1984	2,328,305.81
EXPENDITURES TOTAL	18,512,996.04	State Equalized Valuation	935,207,840	Total	4,556,330.95
		State Equalization Ratio	95.03		

1413
 Population 1980 **3,236**
 Population 1984 **3,394**
 S & P Rating
 Moody Rating

General Tax Rate Per \$100. **3.05**
 State Equalized Tax Rate **.99**

HARDING TOWNSHIP – MORRIS COUNTY
Form of Government:
Township Committee
Number of Members on Governing Body – 5

PER CAPITA:
 Gross Debt **128.81**
 Net Debt **108.19**
 Debt Service **61.07**
 Total Tax Levy **1,114.18**
 Municipal Expenditures **593.61**

PER CENT:
 Gross Debt **.13**
 Net Debt **.11**
 Tax Levy Collected **97.83**
 Tax Levy Cancelled, Abated or Adjusted **.11**

EXPENDITURES		REVENUES-REALIZED		1984 PROPERTY TAX	
GENERAL GOVERNMENT				STATE EQUALIZED TAX RATE \rightarrow	
Governing Body & Public Boards				Local District School Taxes .42	1,613,779.00
Municipal Clerk				Regional & Consolidated School Tax	
Financial Administration	18,855.00	1984 Property Taxes Collected 3,705,269.99		School Taxes in Municipal Budget	
Assessment of Taxes	80,200.00	1984 Payments in Lieu of Taxes		County Taxes .36	1,383,446.44
Collection of Taxes	19,575.00	Delinquent Tax & Lien Collections 56,896.50		County Library Taxes .01	52,950.77
Planning, Housing & Development	68,900.00	Business Personalty Replacement Taxes 18,701.36		Local Municipal Purpose Taxes .18	694,117.15
Human Resources		Taxes from Public Utilities 373,932.00		Veteran & Senior Citizen Taxes	19,000.00
Elections		Other Miscellaneous Tax Revenues		Total Taxes for Rate Computation .97	3,763,293.36
General Administration (other)	324,756.27	State Aid Revenues 22,516.33		Special District Taxes	
JUDICIARY		Federal Aid Revenues		Bank Corp. Taxes	3,238.80
Municipal Courts	36,880.00	State and Local Fiscal Assistance Act Utilized 12,441.73		Added and Omitted Taxes	33,980.32
PUBLIC SAFETY		Sale of Acquired Property		Total Taxes Levied - ABSTRACT	3,781,512.48
Fire Protection	7,500.00	Other Miscellaneous Revenues		Total Taxes Billed	3,787,592.20
Police Protection	518,000.00	Total 4,612,458.61		1984 TAXES COLLECTED	3,705,269.99
Civil Defense & Disaster Control	1,500.00	Prior Years Surplus Appropriated 600,000.00		1984 Taxes Cancelled, Abated or Adjusted	4,263.90
Environmental Inspection & Control	27,300.00	REVENUES TOTAL 5,212,458.61		Transfer to Tax Title Liens or Foreclosed	1,756.80
Other Public Safety		Reserve For Uncollected Taxes 222,953.77		Balance Outstanding Dec. 31, 1984	76,301.51
PUBLIC WORKS		CAPITAL OUTLAY TOTAL 75,700.90		PRIOR YEARS TAXES OUTSTANDING	
Streets and Drainage	211,051.73	Public Enterprises		Balance January 1, 1984	57,092.85
Sewers and Sewage Processing		Recreation—Culture		Collected in 1984	56,896.50
Garbage and Trash Disposal		Public Works 41,241.90		Cancelled, Abated or Adjusted 1984	186.46
Public Buildings and Grounds	58,000.00	Buildings and Grounds 34,459.00		Transfers to Tax Title Liens or Foreclosed	
Other Public Works		Library and Education		Balance December 31, 1984	9.89
HEALTH and WELFARE		Conservation		TAX TITLE LIENS OUTSTANDING	
Health Services Except Environmental	38,586.00	All Other		Balance January 1, 1984	4,910.43
Welfare-Public Assistance	5,000.00	CAPITAL DEBT AUTHORIZED, DECEMBER 31, 1984		Transfer From Taxes	1,756.80
Hospitals, Clinics, First Aid		ISSUED AND UNISSUED GROSS DEBT		Redeemed in 1984	
Animal, Insect, & Rodent Control	800.00	NET DEBT		Cancelled, Abated or Adjusted (1984)	
Other Welfare Services		School 70,000		Transfers to Foreclosed Property	
RECREATION and CONSERVATION		Self-Liquidating		Balance December 31, 1984	6,667.23
Beaches and Boardwalks		Other 367,194		PROPERTY ACQUIRED BY DEED OR	
Parks, Playgrounds, Shade Trees	1,725.00	Total 437,194		FORECLOSURE	
Land Reclamation & Conservation	2,700.00	ISSUED AND OUTSTANDING		Balance January 1, 1984	
Other Recreational Services	3,100.00	School 60,000.00		Transfers From Taxes or Liens	
EDUCATION (excluding schools)		Self-Liquidating		Sale for Cash (1984)	
Libraries	2,500.00	Other		Cancelled, Abated or Adjusted (1984)	
Other Educational Services	1,000.00	Total 426,023.25		Balance December 31, 1984	
STATUTORY EXPENDITURES		EQUALIZED VALUATION BASIS		CURRENT FINANCES DECEMBER 31, 1984	
Pensions & F. I. C. A.	105,600.00	FOR NET DEBT COMPUTATION		ASSETS	
Employee Fringe Benefits	48,665.00	REAL PROPERTY VALUATIONS		Cash Dec. 31, 1984	1,236,902.66
Other Statutory Expenditures		Code Class # of Parcels % VAL'N		Taxes Receivable	76,311.40
CETA And Other Public Employment Programs		1 Vacant Land 245 5.19		Tax Title Liens	6,667.23
MUNICIPAL FUNCTIONS TOTAL 1,582,194.00		2 Residential 1155 84.36		Foreclosed Property	
CAPITAL IMPROVEMENTS *MEMU* 15,000.00		3 Farm 120 1.85		Emergencies & Other Deferred Charges	74,200.00
DEBT SERVICE		4a Commercial 39 8.23		State and Federal Aid Receivable	
Principal Payments 106,800.00		4b Industrial 2 .38		Other Receivables	
Interest Payments 100,479.19		4c Apartments		Total	1,394,081.29
DEFERRED CHARGES 2,300.00		Total 1561		LIABILITIES, RESERVES, AND SURPLUS	
SCHOOL, COUNTY, SPECIAL DISTRICT TAXES 3,050,176.21		Land Area 20.50 Sq. Miles		Cash Liabilities	526,248.75
RESERVE FOR UNCOLLECTED TAXES 222,953.77		Net Valuation Taxable-Municipal 123,069,241		Reserves for Receivables	82,978.63
EXPENDITURES TOTAL 5,064,903.17		Net Valuation Taxable-County 377,377,599		Surplus Dec. 31, 1984	784,853.91
		State Equalized Valuation 378,415,742		Total	1,394,081.29
		State Equalization Ratio 32.39			

2109
Population 1980 947
Population 1984 1,027
S & P Rating
Moody Rating

General Tax Rate Per \$100.
2.25
State Equalized Tax Rate
1.95

HARDWICK TOWNSHIP – WARREN CO.
Form of Government:
Township Committee
Number of Members on Governing Body – 3

PER CAPITA:
Gross Debt 119.29
Net Debt
Debt Service
Total Tax Levy 761.45
Municipal Expenditures 241.20
PER CENT:
Gross Debt .34
Net Debt
Tax Levy Collected 92.30
Tax Levy Cancelled, Abated or Adjusted

EXPENDITURES		REVENUES-REALIZED		1984 PROPERTY TAX	
GENERAL GOVERNMENT				STATE EQUALIZED TAX RATE → .53	
Governing Body & Public Boards		1984 Property Taxes Collected	723,224.29	Local District School Taxes	210,751.00
Municipal Clerk		1984 Payments in Lieu of Taxes		Regional & Consolidated School Tax	271,880.49
Financial Administration	9,000.00	Delinquent Tax & Lien Collections	64,617.92	School Taxes in Municipal Budget	
Assessment of Taxes	5,430.00	Business Personalty Replacement Taxes	8,734.56	County Taxes	* 250,748.34
Collection of Taxes	4,805.00	Taxes from Public Utilities	80,417.00	County Library Taxes	12,454.80
Planning, Housing & Development	4,185.00	Other Miscellaneous Tax Revenues		Local Municipal Purpose Taxes	32,000.00
Human Resources		State Aid Revenues	4,213.39	Veteran & Senior Citizen Taxes	9,550.00
Elections		Federal Aid Revenues		Total Taxes for Rate Computation	787,384.63
General Administration (other)	25,060.00	State and Local Fiscal Assistance Act Utilized	2,477.01	Special District Taxes	
JUDICIARY		Sale of Acquired Property		Bank Corp. Taxes	
Municipal Courts	2,220.00	Other Miscellaneous Revenues	53,761.52	Added and Omitted Taxes	4,176.28
PUBLIC SAFETY		Total	937,445.69	Total Taxes Levied - ABSTRACT	782,010.91
Fire Protection	930.00	Prior Years Surplus Appropriated	69,054.19	Total Taxes Billed	783,565.42
Police Protection	1,790.00	REVENUES TOTAL	1,006,499.88	1984 TAXES COLLECTED	723,224.29
Civil Defense & Disaster Control	500.00	Reserve For Uncollected Taxes	74,400.00	1984 Taxes Cancelled, Abated or Adjusted	
Environmental Inspection & Control	5,600.00			Transfer to Tax Title Liens or Foreclosed	
Other Public Safety		CAPITAL OUTLAY TOTAL	4,440.00	Balance Outstanding Dec. 31, 1984	60,341.13
PUBLIC WORKS				PRIOR YEARS TAXES OUTSTANDING	
Streets and Drainage	90,150.00	Public Enterprises		Balance January 1, 1984	60,553.07
Sewers and Sewage Processing		Recreation—Culture		Collected in 1984	57,162.58
Garbage and Trash Disposal	2,455.00	Public Works	4,440.00	Cancelled, Abated or Adjusted 1984	
Public Buildings and Grounds	1,000.00	Buildings and Grounds		Transfers to Tax Title Liens or Foreclosed	3,390.49
Other Public Works		Library and Education		Balance December 31, 1984	
HEALTH and WELFARE		Conservation		TAX TITLE LIENS OUTSTANDING	
Health Services Except Environmental	300.00	All Other		Balance January 1, 1984	3,511.55
Welfare-Public Assistance		CAPITAL DEBT AUTHORIZED, DECEMBER 31, 1984		Transfer From Taxes	3,943.79
Hospitals, Clinics, First Aid	400.00	ISSUED AND UNISSUED GROSS DEBT	NET DEBT	Redeemed in 1984	7,455.34
Animal, Insect, & Rodent Control	1,090.00	School 122,513		Cancelled, Abated or Adjusted (1984)	
Other Welfare Services		Self-liquidating		Transfers to Foreclosed Property	
RECREATION and CONSERVATION		Other		Balance December 31, 1984	
Beaches and Boardwalks		Total 122,513		PROPERTY ACQUIRED BY DEED OR FORECLOSURE	
Parks, Playgrounds, Shade Trees		ISSUED AND OUTSTANDING		Balance January 1, 1984	20,300.00
Land Reclamation & Conservation		School 122,513.97		Transfers From Taxes or Liens	
Other Recreational Services	1,875.00	Self-Liquidating		Sale for Cash (1984)	
EDUCATION (excluding schools)		Other		Cancelled, Abated or Adjusted (1984)	
Libraries		Total 122,513.97		Balance December 31, 1984	20,300.00
Other Educational Services		EQUALIZED VALUATION BASIS		CURRENT FINANCES DECEMBER 31, 1984	
STATUTORY EXPENDITURES		FOR NET DEBT COMPUTATION	36,348,109	ASSETS	
Pensions & F. I. C. A.	8,500.00	REAL PROPERTY VALUATIONS		Cash Dec. 31, 1984	399,249.52
Employee Fringe Benefits	3,300.00	Code Class # of Parcels % VAL'N	ASSESSED VALUATION	Taxes Receivable	60,341.13
Other Statutory Expenditures	900.00	1 Vacant Land 196 13.67	4,690,020.00	Tax Title Liens	
CETA And Other Public Employment Programs		2 Residential 281 68.06	23,348,150.00	Foreclosed Property	20,300.00
MUNICIPAL FUNCTIONS TOTAL	169,490.00	3 Farm 205 15.47	5,307,910.00	Emergencies & Other Deferred Charges	2,920.12
CAPITAL IMPROVEMENTS *MEMO*	2,477.01	4a Commercial 4 2.27	779,600.00	State and Federal Aid Receivable	
DEBT SERVICE		4b Industrial 1 .52	177,400.00	Other Receivables	
Principal Payments		4c Apartments		Total	482,810.77
Interest Payments		Total 687	34,303,080.00	LIABILITIES, RESERVES, AND SURPLUS	
DEFERRED CHARGES	3,820.14	Land Area 17.80 Sq. Miles		Cash Liabilities	273,667.81
SCHOOL, COUNTY, SPECIAL DISTRICT TAXES	745,834.63	Net Valuation Taxable-Municipal	34,639,515	Reserves for Receivables	80,641.13
RESERVE FOR UNCOLLECTED TAXES	74,400.00	Net Valuation Taxable-County	37,198,731	Surplus Dec. 31, 1984	128,501.83
EXPENDITURES TOTAL	993,544.77	State Equalized Valuation	40,011,522	Total	482,810.77
		State Equalization Ratio	86.46		

1911

Population 1980 4,553
 Population 1984 4,615
 S & P Rating
 Moody Rating

General Tax Rate Per \$100.

7.21

State Equalized Tax Rate

2.80

HARDYSTON TOWNSHIP – SUSSEX CO.**Form of Government:****Township Committee****Number of Members on Governing Body – 3**

PER CAPITA:

Gross Debt 1,453.03
 Net Debt 335.81
 Debt Service 32.46
 Total Tax Levy 882.64
 Municipal Expenditures 356.27

PER CENT:

Gross Debt 4.91
 Net Debt 1.14
 Tax Levy Collected 90.43
 Tax Levy Cancelled, Abated
 or Adjusted

EXPENDITURES		REVENUES-REALIZED		1984 PROPERTY TAX	
GENERAL GOVERNMENT				STATE EQUALIZED TAX RATE	
Governing Body & Public Boards		1984 Property Taxes Collected	3,681,611.57	Local District School Taxes .98	1,417,496.89
Municipal Clerk		1984 Payments in Lieu of Taxes		Regional & Consolidated School Tax .72	1,038,741.69
Financial Administration	35,753.73	Delinquent Tax & Lien Collections	285,683.05	School Taxes in Municipal Budget	
Assessment of Taxes	14,149.06	Business Personalty Replacement Taxes	43,946.68	County Taxes .54 *	787,057.02
Collection of Taxes	26,421.30	Taxes from Public Utilities	263,703.00	County Library Taxes .03	46,886.26
Planning, Housing & Development	22,630.29	Other Miscellaneous Tax Revenues		Local Municipal Purpose Taxes .53	764,500.00
Human Resources		State Aid Revenues	28,121.66	Veteran & Senior Citizen Taxes	43,150.00
Elections	1,070.22	Federal Aid Revenues	10,000.00	Total Taxes for Rate Computation 2.80	4,097,831.86
General Administration (other)	148,813.82	State and Local Fiscal Assistance Act Utilized	48,083.00	Special District Taxes	
JUDICIARY		Sale of Acquired Property		Bank Corp. Taxes	2,259.34
Municipal Courts	17,743.12	Other Miscellaneous Revenues	182,113.67	Added and Omitted Taxes	16,463.48
PUBLIC SAFETY		Total	4,543,262.63	Total Taxes Levied - ABSTRACT	4,073,404.68
Fire Protection	29,639.60	Prior Years Surplus Appropriated	200,000.00	Total Taxes Billed	4,071,145.34
Police Protection	419,841.87	REVENUES TOTAL	4,743,262.63	1984 TAXES COLLECTED	3,681,611.57
Civil Defense & Disaster Control	1,872.90	Reserve For Uncollected Taxes	342,243.94	1984 Taxes Cancelled, Abated or Adjusted	
Environmental Inspection & Control	41,500.00	CAPITAL OUTLAY TOTAL	511,005.06	Transfer to Tax Title Liens or Foreclosed	
Other Public Safety				Balance Outstanding Dec. 31, 1984	389,533.77
PUBLIC WORKS				PRIOR YEARS TAXES OUTSTANDING	
Streets and Drainage	99,980.38	Public Enterprises		Balance January 1, 1984	285,097.89
Sewers and Sewage Processing		Recreation—Culture		Collected in 1984	242,406.72
Garbage and Trash Disposal		Public Works	481,401.91	Cancelled, Abated or Adjusted 1984	
Public Buildings and Grounds	22,664.25	Buildings and Grounds	29,603.15	Transfers to Tax Title Liens or Foreclosed	
Other Public Works	37,217.89	Library and Education		Balance December 31, 1984	42,691.17
HEALTH and WELFARE		Conservation		TAX TITLE LIENS OUTSTANDING	
Health Services Except Environmental	25,074.19	All Other		Balance January 1, 1984	102,479.08
Welfare-Public Assistance	3,701.00	CAPITAL DEBT AUTHORIZED, DECEMBER 31, 1984		Transfer From Taxes	
Hospitals, Clinics, First Aid		ISSUED AND UNISSUED		Redeemed in 1984	43,276.33
Animal, Insect, & Rodent Control	1,044.53	GROSS DEBT	5,155,959	Cancelled, Abated or Adjusted (1984)	
Other Welfare Services		School		Transfers to Foreclosed Property	
RECREATION and CONSERVATION		Self-liquidating	1,549,780	Balance December 31, 1984	59,202.75
Beaches and Boardwalks		Other	1,549,780	PROPERTY ACQUIRED BY DEED OR	
Parks, Playgrounds, Shade Trees		Total	6,705,739	FORECLOSURE	
Land Reclamation & Conservation		ISSUED AND OUTSTANDING		Balance January 1, 1984	12,100.00
Other Recreational Services	6,242.00	School	5,155,359.34	Transfers From Taxes or Liens	
EDUCATION (excluding schools)		Self-Liquidating		Sale for Cash (1984)	
Libraries		Other	1,289,036.24	Cancelled, Abated or Adjusted (1984)	
Other Educational Services		Total	6,444,995.58	Balance December 31, 1984	12,100.00
STATUTORY EXPENDITURES		EQUALIZED VALUATION BASIS		CURRENT FINANCES DECEMBER 31, 1984	
Pensions & F. I. C. A.	73,853.17	FOR NET DEBT COMPUTATION	136,539,960	ASSETS	
Employee Fringe Benefits	49,642.15	REAL PROPERTY VALUATIONS		Cash Dec. 31, 1984	651,140.26
Other Statutory Expenditures	4,992.29	Code Class # of Parcels % VAL'N		Taxes Receivable	432,224.94
CETA And Other Public Employment Programs		1 Vacant Land 552 11.48	6,412,600.00	Tax Title Liens	59,202.75
MUNICIPAL FUNCTIONS TOTAL	1,083,847.76	2 Residential 1629 67.65	37,783,900.00	Foreclosed Property	12,100.00
CAPITAL IMPROVEMENTS *MEMO*	20,000.00	3 Farm 184 6.24	3,485,000.00	Emergencies & Other Deferred Charges	138,171.81
DEBT SERVICE		4a Commercial 77 8.24	4,604,550.00	State and Federal Aid Receivable	
Principal Payments	103,000.00	4b Industrial 11 2.45	1,367,000.00	Other Receivables	16,468.64
Interest Payments	46,786.66	4c Apartments 4 3.94	2,200,000.00	Total	1,309,308.40
DEFERRED CHARGES		Total 2457	55,853,050.00	LIABILITIES, RESERVES, AND SURPLUS	
SCHOOL, COUNTY, SPECIAL DISTRICT TAXES	68,290.27	Land Area 32.50 Sq. Miles		Cash Liabilities	411,217.11
RESERVE FOR UNCOLLECTED TAXES	3,290,181.86	Net Valuation Taxable-Municipal	56,243,826	Reserves for Receivables	519,996.33
EXPENDITURES TOTAL	4,934,350.49	Net Valuation Taxable-County	138,357,558	Surplus Dec. 31, 1984	378,094.96
		State Equalized Valuation	144,193,828	Total	1,309,308.40
		State Equalization Ratio	38.84		

2110
Population 1980 2,592
Population 1984 2,639
S & P Rating
Moody Rating

General Tax Rate Per \$100. 3.29
State Equalized Tax Rate 2.13

HARMONY TOWNSHIP – WARREN COUNTY
Form of Government:
Township Committee
Number of Members on Governing Body – 3

PER CAPITA:
Gross Debt 34.10
Net Debt
Debt Service
Total Tax Levy 628.98
Municipal Expenditures 180.85
PER CENT:
Gross Debt .12
Net Debt
Tax Levy Collected 91.21
Tax Levy Cancelled, Abated or Adjusted .01

EXPENDITURES		REVENUES-REALIZED		1984 PROPERTY TAX	
GENERAL GOVERNMENT				STATE EQUALIZED TAX RATE	
Governing Body & Public Boards		1984 Property Taxes Collected	1,513,204.06	Local District School Taxes 1.35	1,041,855.50
Municipal Clerk		1984 Payments in Lieu of Taxes		Regional & Consolidated School Tax	
Financial Administration	9,520.00	Delinquent Tax & Lien Collections	126,393.40	School Taxes in Municipal Budget	
Assessment of Taxes	9,500.00	Business Personalty Replacement Taxes	60,062.28	County Taxes .69	* 531,801.64
Collection of Taxes	11,600.00	Taxes from Public Utilities	107,146.00	County Library Taxes .03	26,489.63
Planning, Housing & Development	31,835.00	Other Miscellaneous Tax Revenues		Local Municipal Purpose Taxes .06	45,000.00
Human Resources		State Aid Revenues	13,921.02	Veteran & Senior Citizen Taxes	37,850.00
Elections		Federal Aid Revenues		Total Taxes for Rate Computation 2.13	1,682,996.77
General Administration (other)	62,400.00	State and Local Fiscal Assistance Act Utilized	10,639.00	Special District Taxes	
JUDICIARY		Sale of Acquired Property		Bank Corp. Taxes	2,718.83
Municipal Courts		Other Miscellaneous Revenues	116,111.63	Added and Omitted Taxes	12,013.03
PUBLIC SAFETY		Total	1,947,477.39	Total Taxes Levied - ABSTRACT	1,659,878.63
Fire Protection	5,000.00	Prior Years Surplus Appropriated	68,353.29	Total Taxes Billed	1,658,963.48
Police Protection	2,500.00	REVENUES TOTAL	2,015,830.68	1984 TAXES COLLECTED	1,513,204.06
Civil Defense & Disaster Control	1,500.00	Reserve For Uncollected Taxes	127,200.00	1984 Taxes Cancelled, Abated or Adjusted	230.29
Environmental Inspection & Control		CAPITAL OUTLAY TOTAL	140,125.63	Transfer to Tax Title Liens or Foreclosed	7,303.19
Other Public Safety				Balance Outstanding Dec. 31, 1984	138,225.94
PUBLIC WORKS				PRIOR YEARS TAXES OUTSTANDING	
Streets and Drainage	179,789.00	Public Enterprises		Balance January 1, 1984	119,925.56
Sewers and Sewage Processing		Recreation—Culture	140,125.63	Collected in 1984	111,754.05
Garbage and Trash Disposal		Public Works		Cancelled, Abated or Adjusted 1984	1.04
Public Buildings and Grounds		Buildings and Grounds		Transfers to Tax Title Liens or Foreclosed	1,044.41
Other Public Works		Library and Education		Balance December 31, 1984	7,126.06
HEALTH and WELFARE		Conservation		TAX TITLE LIENS OUTSTANDING	
Health Services Except Environmental	3,000.00	All Other		Balance January 1, 1984	14,546.61
Welfare-Public Assistance	2,127.00			Transfer From Taxes	8,651.86
Hospitals, Clinics, First Aid		CAPITAL DEBT AUTHORIZED, DECEMBER 31, 1984		Redeemed in 1984	14,639.35
Animal, Insect, & Rodent Control		ISSUED AND UNISSUED		Cancelled, Abated or Adjusted (1984)	
Other Welfare Services		School 90,000		Transfers to Foreclosed Property	1,486.57
RECREATION and CONSERVATION		Self-liquidating		Balance December 31, 1984	7,072.57
Beaches and Boardwalks		Other		PROPERTY ACQUIRED BY DEED OR	
Parks, Playgrounds, Shade Trees	10,000.00	Total 90,000		FORECLOSURE	
Land Reclamation & Conservation		ISSUED AND OUTSTANDING		Balance January 1, 1984	6,893.43
Other Recreational Services		School 90,000.00		Transfers From Taxes or Liens	1,486.57
EDUCATION (excluding schools)		Self-Liquidating		Sale for Cash (1984)	
Libraries		Other		Cancelled, Abated or Adjusted (1984)	
Other Educational Services		Total 90,000.00		Balance December 31, 1984	8,380.00
STATUTORY EXPENDITURES		EQUALIZED VALUATION BASIS		CURRENT FINANCES DECEMBER 31, 1984	
Pensions & F. I. C. A.	15,000.00	FOR NET DEBT COMPUTATION	73,781,232	ASSETS	
Employee Fringe Benefits	5,500.00	REAL PROPERTY VALUATIONS		Cash Dec. 31, 1984	433,615.17
Other Statutory Expenditures	800.00	Code Class # of Parcels % VAL'N		Taxes Receivable	145,352.00
CETA And Other Public Employment Programs		1 Vacant Land 448 8.85	4,391,780.00	Tax Title Liens	7,072.57
MUNICIPAL FUNCTIONS TOTAL	350,071.00	2 Residential 816 63.40	31,475,165.00	Foreclosed Property	8,380.00
CAPITAL IMPROVEMENTS *MEMO*		3 Farm 306 14.83	7,364,262.00	Emergencies & Other Deferred Charges	
DEBT SERVICE		4a Commercial 40 9.52	4,727,425.00	State and Federal Aid Receivable	
Principal Payments		4b Industrial 8 3.29	1,633,160.00	Other Receivables	
Interest Payments		4c Apartments 1 .10	50,170.00	Total	594,419.74
DEFERRED CHARGES		Total 1619	49,641,962.00	LIABILITIES, RESERVES, AND SURPLUS	
SCHOOL, COUNTY, SPECIAL DISTRICT TAXES	1,600,146.77	Land Area 24.00 Sq. Miles		Cash Liabilities	275,583.34
RESERVE FOR UNCOLLECTED TAXES	127,200.00	Net Valuation Taxable-Municipal	50,057,746	Reserves for Receivables	160,804.57
EXPENDITURES TOTAL	2,077,417.77	Net Valuation Taxable-County	79,116,493	Surplus Dec. 31, 1984	158,031.83
		State Equalized Valuation	77,217,971	Total	594,419.74
		State Equalization Ratio	64.64		

0224

Population 1980 4,532
 Population 1984 4,634
 S & P Rating A+
 Moody Rating A1

General Tax Rate Per \$100.

4.40

State Equalized Tax Rate

2.39

HARRINGTON PARK BORO. - BERGEN CO.

Form of Government:

Borough Council

Number of Members on Governing Body - 6

PER CAPITA:

Gross Debt 740.76
 Net Debt 637.46
 Debt Service 75.62
 Total Tax Levy 1,079.70
 Municipal Expenditures 423.30

PER CENT:

Gross Debt 1.79
 Net Debt 1.54
 Tax Levy Collected 99.06
 Tax Levy Cancelled, Abated or Adjusted .03

EXPENDITURES		REVENUES-REALIZED		1984 PROPERTY TAX	
GENERAL GOVERNMENT		1984 Property Taxes Collected		STATE EQUALIZED TAX RATE	
Governing Body & Public Boards		4,954,710.97		Local District School Taxes .95	
Municipal Clerk				Regional & Consolidated School Tax .58	
Financial Administration				School Taxes in Municipal Budget	
Assessment of Taxes	8,215.00	51,725.04		County Taxes .35	
Collection of Taxes	19,375.00	11,709.60		County Library Taxes	
Planning, Housing & Development	7,450.00	381,475.00		Local Municipal Purpose Taxes .51	
Human Resources		Other Miscellaneous Tax Revenues		Veteran & Senior Citizen Taxes	
Elections	1,950.00	43,159.40		Total Taxes for Rate Computation 2.39	
General Administration (other)	151,124.78	Federal Aid Revenues		Special District Taxes	
JUDICIARY		State and Local Fiscal Assistance Act Utilized		Bank Corp. Taxes	
Municipal Courts	36,426.83	Sole of Acquired Property		Added and Omitted Taxes	
PUBLIC SAFETY		Other Miscellaneous Revenues		Total Taxes Levied - ABSTRACT	
Fire Protection	70,270.00	Total		Total Taxes Billed	
Police Protection	416,764.00	5,652,619.46		1984 TAXES COLLECTED	
Civil Defense & Disaster Control	50.00	Prior Years Surplus Appropriated		1984 Taxes Cancelled, Abated or Adjusted	
Environmental Inspection & Control	14,375.00	REVENUES TOTAL		Transfer to Tax Title Liens or Foreclosed	
Other Public Safety		Reserve For Uncollected Taxes		Balance Outstanding Dec. 31, 1984	
PUBLIC WORKS		CAPITAL OUTLAY TOTAL		PRIOR YEARS TAXES OUTSTANDING	
Streets and Drainage	229,938.94			Balance January 1, 1984	
Sewers and Sewage Processing	80,069.01			Collected in 1984	
Garbage and Trash Disposal	244,772.78			Cancelled, Abated or Adjusted 1984	
Public Buildings and Grounds	1,350.00			Transfers to Tax Title Liens or Foreclosed	
Other Public Works	18,500.00			Balance December 31, 1984	
HEALTH and WELFARE				TAX TITLE LIENS OUTSTANDING	
Health Services Except Environmental	16,516.00			Balance January 1, 1984	
Welfare-Public Assistance	150.00			Transfer From Taxes	
Hospitals, Clinics, First Aid				Redeemed in 1984	
Animal, Insect, & Rodent Control	210.00			Cancelled, Abated or Adjusted (1984)	
Other Welfare Services				Transfers to Foreclosed Property	
RECREATION and CONSERVATION				Balance December 31, 1984	
Beaches and Boardwalks				PROPERTY ACQUIRED BY DEED OR	
Parks, Playgrounds, Shade Trees	8,730.00			FORECLOSURE	
Land Reclamation & Conservation	350.00			Balance January 1, 1984	
Other Recreational Services				Transfers From Taxes or Liens	
EDUCATION (excluding schools)				Sale for Cash (1984)	
Libraries	14,940.00			Cancelled, Abated or Adjusted (1984)	
Other Educational Services				Balance December 31, 1984	
STATUTORY EXPENDITURES				CURRENT FINANCES DECEMBER 31, 1984	
Pensions & F. I. C. A.	100,400.16			ASSETS	
Employee Fringe Benefits	27,799.50			Cash Dec. 31, 1984	
Other Statutory Expenditures	4,400.00			Taxes Receivable	
CETA And Other Public Employment Programs				Tax Title Liens	
MUNICIPAL FUNCTIONS TOTAL	1,474,127.00			Foreclosed Property	
CAPITAL IMPROVEMENTS *MEMO*	2,500.00			Emergencies & Other Deferred Charges	
DEBT SERVICE				State and Federal Aid Receivable	
Principal Payments	167,900.00			Other Receivables	
Interest Payments	182,541.91			Total	
DEFERRED CHARGES				LIABILITIES, RESERVES, AND SURPLUS	
SCHOOL, COUNTY, SPECIAL DISTRICT TAXES	3,902,782.32			Cash Liabilities	
RESERVE FOR UNCOLLECTED TAXES	136,984.40			Reserves for Receivables	
EXPENDITURES TOTAL	5,864,335.63			Surplus Dec. 31, 1984	
				Total	

0904
Population 1980 12,242
Population 1984 12,492
S & P Rating
Moody Rating A

General Tax Rate Per \$100. 6.33
State Equalized Tax Rate 2.71

HARRISON TOWN – HUDSON COUNTY
Form of Government:
Town Council
Number of Members on Governing Body – 9

PER CAPITA:
Gross Debt 737.02
Net Debt 182.02
Debt Service 42.95
Total Tax Levy 455.00
Municipal Expenditures 821.59

PER CENT:
Gross Debt 4.48
Net Debt 1.11
Tax Levy Collected 98.42
Tax Levy Cancelled, Abated or Adjusted .17

EXPENDITURES		REVENUES-REALIZED		1984 PROPERTY TAX	
GENERAL GOVERNMENT				STATE EQUALIZED TAX RATE	
Governing Body & Public Boards	14,500.00	1984 Property Taxes Collected	5,581,538.85	Local District School Taxes	1.31
Municipal Clerk	240,200.00	1984 Payments in Lieu of Taxes	21,620.79	Regional & Consolidated School Tax	
Financial Administration	122,050.00	Delinquent Tax & Lien Collections	103,558.83	School Taxes in Municipal Budget	.04
Assessment of Taxes	22,125.00	Business Personality Replacement Taxes	1,109,918.68	County Taxes	1.29 *
Collection of Taxes	89,700.00	Taxes from Public Utilities	6,706,587.00	County Library Taxes	
Planning, Housing & Development	16,175.00	Other Miscellaneous Tax Revenues		Local Municipal Purpose Taxes	.06
Human Resources	17,000.00	State Aid Revenues	198,036.16	Veteran & Senior Citizen Taxes	
Elections	6,275.00	Federal Aid Revenues		Total Taxes for Rate Computation	2.70
General Administration (other)	428,645.00	State and Local Fiscal Assistance Act Utilized	49,900.65	Special District Taxes	
JUDICIARY		Sale of Acquired Property		Bank Corp. Taxes	13,602.82
Municipal Courts	116,152.85	Other Miscellaneous Revenues	996,984.35	Added and Omitted Taxes	46,091.20
PUBLIC SAFETY		Total	14,768,145.31	Total Taxes Levied - ABSTRACT	5,683,901.73
Fire Protection	1,772,746.00	Prior Years Surplus Appropriated	1,250,000.00	Total Taxes Billed	5,671,077.76
Police Protection	1,862,675.65	REVENUES TOTAL	16,018,145.31	1984 TAXES COLLECTED	5,581,538.85
Civil Defense & Disaster Control	7,800.00	Reserve For Uncollected Taxes	238,000.00	1984 Taxes Cancelled, Abated or Adjusted	9,418.94
Environmental Inspection & Control	31,725.00			Transfer to Tax Title Liens or Foreclosed	1,353.98
Other Public Safety	20,000.00	CAPITAL OUTLAY TOTAL	3,361,139.98	Balance Outstanding Dec. 31, 1984	78,765.99
PUBLIC WORKS				PRIOR YEARS TAXES OUTSTANDING	
Streets and Drainage	1,425,245.00	Public Enterprises	134.45	Balance January 1, 1984	214,133.76
Sewers and Sewage Processing	87,175.00	Recreation—Culture	75,560.31	Collected in 1984	103,558.83
Garbage and Trash Disposal	390,000.00	Public Works	184,770.37	Cancelled, Abated or Adjusted 1984	2,488.31
Public Buildings and Grounds	235,425.00	Buildings and Grounds	26,262.87	Transfers to Tax Title Liens or Foreclosed	
Other Public Works		Library and Education	3,074,411.98	Balance December 31, 1984	108,086.62
HEALTH and WELFARE		Conservation		TAX TITLE LIENS OUTSTANDING	
Health Services Except Environmental	235,420.00	All Other		Balance January 1, 1984	15,590.17
Welfare-Public Assistance	66,150.00	CAPITAL DEBT AUTHORIZED, DECEMBER 31, 1984		Transfer From Taxes	1,353.98
Hospitals, Clinics, First Aid	15,500.00	ISSUED AND UNISSUED		Redeemed in 1984	
Animal, Insect, & Rodent Control	4,380.00	School	6,933,000	Cancelled, Abated or Adjusted (1984)	
Other Welfare Services		Self-liquidating		Transfers to Foreclosed Property	
RECREATION and CONSERVATION		Other	2,273,803	Balance December 31, 1984	16,944.15
Beaches and Boardwalks		Total	9,206,803	PROPERTY ACQUIRED BY DEED OR FORECLOSURE	
Parks, Playgrounds, Shade Trees	255,800.00			Balance January 1, 1984	16,700.00
Land Reclamation & Conservation		ISSUED AND OUTSTANDING		Transfers From Taxes or Liens	
Other Recreational Services	147,404.00	School	5,533,000.00	Sale for Cash (1984)	
EDUCATION (excluding schools)		Self-Liquidating		Cancelled, Abated or Adjusted (1984)	
Libraries	168,625.00	Other	1,798,000.00	Balance December 31, 1984	16,700.00
Other Educational Services	51,200.00	Total	7,331,000.00	CURRENT FINANCES DECEMBER 31, 1984	
STATUTORY EXPENDITURES		EQUALIZED VALUATION BASIS		ASSETS	
Pensions & F. I. C. A.	899,500.00	FOR NET DEBT COMPUTATION	205,344,349	Cash Dec. 31, 1984	2,418,257.99
Employee Fringe Benefits	685,600.00	REAL PROPERTY VALUATIONS		Taxes Receivable	186,852.61
Other Statutory Expenditures	5,000.00	Code Class # of Parcels % VAL'N		Tax Title Liens	16,944.15
CETA And Other Public Employment Programs		1 Vacant Land 117 1.27	1,119,000.00	Foreclosed Property	16,700.00
MUNICIPAL FUNCTIONS TOTAL	9,440,193.50	2 Residential 1642 41.57	36,499,300.00	Emergencies & Other Deferred Charges	
CAPITAL IMPROVEMENTS *MEMO*		3 Farm		State and Federal Aid Receivable	35.55
DEBT SERVICE		4a Commercial 310 13.10	11,503,600.00	Other Receivables	117,717.59
Principal Payments	267,000.00	4b Industrial 86 39.33	34,531,500.00	Total	2,756,507.89
Interest Payments	269,522.65	4c Apartments 75 4.72	4,141,750.00	LIABILITIES, RESERVES, AND SURPLUS	
TYPE I SCHL DEBT *MEMO	143,742.50	Total 2230	87,795,150.00	Cash Liabilities	1,524,110.91
DEFERRED CHARGES	48,536.30	Land Area 1.20 Sq. Miles		Reserves for Receivables	323,125.93
SCHOOL, COUNTY, SPECIAL DISTRICT TAXES	5,492,814.21	Net Valuation Taxable-Municipal	88,904,479	Surplus Dec. 31, 1984	909,271.05
RESERVE FOR UNCOLLECTED TAXES	238,000.00	Net Valuation Taxable-County	242,393,431	Total	2,756,507.89
EXPENDITURES TOTAL	15,756,066.66	State Equalized Valuation	206,981,419		
		State Equalization Ratio	42.76		

1984/3000

* ABOVE DEBT SERVICE INCLUDES TYPE I SCHOOL DEBT

*Includes County Health Service Taxes or County Vocational School Taxes. See Table 13.

0808
Population 1980 3,585
Population 1984 3,656
S & P Rating
Moody Rating

General Tax Rate Per \$100. 3.25
State Equalized Tax Rate 2.25

HARRISON TWP. - GLOUCESTER COUNTY
Form of Government:
Township Committee
Number of Members on Governing Body - 3

PER CAPITA:
Gross Debt 203.25
Net Debt 99.40
Debt Service
Total Tax Levy 542.67
Municipal Expenditures 225.60

PER CENT:
Gross Debt .97
Net Debt .48
Tax Levy Collected 91.34
Tax Levy Cancelled, Abated or Adjusted .26

EXPENDITURES		REVENUES-REALIZED		1984 PROPERTY TAX	
GENERAL GOVERNMENT				STATE EQUALIZED TAX RATE →	
Governing Body & Public Boards		1984 Property Taxes Collected		Local District School Taxes .62	513,802.00
Municipal Clerk		1984 Payments in Lieu of Taxes		Regional & Consolidated School Tax .76	635,538.54
Financial Administration	18,165.84	Delinquent Tax & Lien Collections		School Taxes in Municipal Budget	
Assessment of Taxes	59,042.89	Business Personalty Replacement Taxes		County Taxes .64	534,086.86
Collection of Taxes	14,397.04	Taxes from Public Utilities		County Library Taxes .02	13,667.57
Planning, Housing & Development	13,810.12	Other Miscellaneous Tax Revenues		Local Municipal Purpose Taxes .21	172,200.00
Human Resources		State Aid Revenues		Veteran & Senior Citizen Taxes	29,150.00
Elections	1,445.64	Federal Aid Revenues		Total Taxes for Rate Computation 2.25	1,898,444.97
General Administration (other)	85,145.94	State and Local Fiscal Assistance Act Utilized		Special District Taxes	74,575.00
JUDICIARY		Sale of Acquired Property		Bank Corp. Taxes	9,797.33
Municipal Courts	22,783.59	Other Miscellaneous Revenues		Added and Omitted Taxes	30,341.04
PUBLIC SAFETY		Total		Total Taxes Levied - ABSTRACT	1,984,008.34
Fire Protection	700.00	Prior Years Surplus Appropriated		Total Taxes Billed	1,976,374.82
Police Protection	212,904.81	REVENUES TOTAL		1984 TAXES COLLECTED	1,805,156.85
Civil Defense & Disaster Control	500.00	Reserve For Uncollected Taxes		1984 Taxes Cancelled, Abated or Adjusted	5,222.80
Environmental Inspection & Control	11,960.64	CAPITAL OUTLAY TOTAL		Transfer to Tax Title Liens or Foreclosed	16,299.47
Other Public Safety				Balance Outstanding Dec. 31, 1984	149,695.70
PUBLIC WORKS				PRIOR YEARS TAXES OUTSTANDING	
Streets and Drainage	52,028.48	Public Enterprises		Balance January 1, 1984	135,958.91
Sewers and Sewage Processing		Recreation—Culture		Collected in 1984	125,773.22
Garbage and Trash Disposal	64,857.81	Public Works		Cancelled, Abated or Adjusted 1984	2,250.51
Public Buildings and Grounds	19,906.81	Buildings and Grounds		Transfers to Tax Title Liens or Foreclosed	7,303.86
Other Public Works	13,000.00	Library and Education		Balance December 31, 1984	631.32
HEALTH and WELFARE		Conservation		TAX TITLE LIENS OUTSTANDING	
Health Services Except Environmental	2,330.00	All Other		Balance January 1, 1984	52,996.26
Welfare-Public Assistance	2,175.00	CAPITAL DEBT AUTHORIZED, DECEMBER 31, 1984		Transfer From Taxes	25,345.85
Hospitals, Clinics, First Aid		ISSUED AND UNISSUED GROSS DEBT NET DEBT		Redeemed in 1984	26,921.86
Animal, Insect, & Rodent Control	2,128.00	School 313,080		Cancelled, Abated or Adjusted (1984)	997.55
Other Welfare Services		Self-liquidating 430,000		Transfers to Foreclosed Property	18,072.85
RECREATION and CONSERVATION		Other		Balance December 31, 1984	32,349.85
Beaches and Boardwalks		Total 743,080		PROPERTY ACQUIRED BY DEED OR FORECLOSURE	
Parks, Playgrounds, Shade Trees	3,274.68	ISSUED AND OUTSTANDING		Balance January 1, 1984	65,727.15
Land Reclamation & Conservation	2,540.00	School 313,080.98		Transfers From Taxes or Liens	18,072.85
Other Recreational Services		Self-Liquidating 430,000.00		Sale for Cash (1984)	
EDUCATION (excluding schools)		Other		Cancelled, Abated or Adjusted (1984)	
Libraries		Total 743,080.98		Balance December 31, 1984	83,800.00
Other Educational Services		EQUALIZED VALUATION BASIS		CURRENT FINANCES DECEMBER 31, 1984	
STATUTORY EXPENDITURES		FOR NET DEBT COMPUTATION		ASSETS	
Pensions & F. I. C. A.	35,573.64	REAL PROPERTY VALUATIONS		Cash Dec. 31, 1984	425,943.10
Employee Fringe Benefits	16,850.00	Code Class # of Parcels % VAL'N ASSESSED VALUATION		Taxes Receivable	150,327.02
Other Statutory Expenditures	2,000.00	1 Vacant Land 200 3.75 2,098,800.00		Tax Title Liens	32,349.85
CETA And Other Public Employment Programs		2 Residential 826 64.20 35,904,000.00		Foreclosed Property	83,800.00
MUNICIPAL FUNCTIONS TOTAL	657,520.93	3 Farm 513 22.30 12,470,800.00		Emergencies & Other Deferred Charges	61,214.93
CAPITAL IMPROVEMENTS *MEMO*	3,000.00	4a Commercial 59 6.40 3,530,200.00		State and Federal Aid Receivable	
DEBT SERVICE		4b Industrial		Other Receivables	20,809.30
Principal Payments		4c Apartments 3 3.34 1,868,400.00		Total	774,444.20
Interest Payments		Total 1601 55,922,200.00		LIABILITIES, RESERVES, AND SURPLUS	
DEFERRED CHARGES	8,946.33	Land Area 19.08 Sq. Miles		Cash Liabilities	123,572.16
SCHOOL, COUNTY, SPECIAL DISTRICT TAXES	1,771,669.97	Net Valuation Taxable-Municipal		Reserves for Receivables	287,286.17
RESERVE FOR UNCOLLECTED TAXES	158,341.22	Net Valuation Taxable-County		Surplus Dec. 31, 1984	363,585.87
EXPENDITURES TOTAL	2,596,478.45	State Equalized Valuation		Total	774,444.20
		State Equalization Ratio 69.15			

1509
Population 1980 363
Population 1984 387
S & P Rating
Moody Rating

General Tax Rate Per \$100. 1.16
State Equalized Tax Rate 1.02

HARVEY CEDARS BOROUGH – OCEAN CO.
Form of Government:
Commission (1911)
Number of Members on Governing Body – 3

PER CAPITA:
Gross Debt 2,156.21
Net Debt 956.48
Debt Service
Total Tax Levy 4,606.51
Municipal Expenditures 2,284.62
PER CENT:
Gross Debt .53
Net Debt .24
Tax Levy Collected 94.69
Tax Levy Cancelled, Abated or Adjusted

EXPENDITURES		REVENUES-REALIZED		1984 PROPERTY TAX	
GENERAL GOVERNMENT				STATE EQUALIZED TAX RATE	
Governing Body & Public Boards		1984 Property Taxes Collected	1,685,383.05	Local District School Taxes .08	144,947.95
Municipal Clerk	8,950.00	1984 Payments in Lieu of Taxes		Regional & Consolidated School Tax .22	379,208.35
Financial Administration	7,275.00	Delinquent Tax & Lien Collections	75,051.75	School Taxes in Municipal Budget	
Assessment of Taxes	8,400.00	Business Personalty Replacement Taxes	2,973.96	County Taxes .43 *	752,178.54
Collection of Taxes	18,200.00	Taxes from Public Utilities	90,160.00	County Library Taxes .03	43,849.40
Planning, Housing & Development	8,500.00	Other Miscellaneous Tax Revenues		Local Municipal Purpose Taxes .26	446,600.00
Human Resources		State Aid Revenues	3,303.29	Veteran & Senior Citizen Taxes	7,500.00
Elections	1,500.00	Federal Aid Revenues		Total Taxes for Rate Computation 1.02	1,774,284.24
General Administration (other)	67,825.00	State and Local Fiscal Assistance Act Utilized	10,054.00	Special District Taxes	
JUDICIARY		Sale of Acquired Property		Bank Corp. Taxes	2,897.39
Municipal Courts	4,800.00	Other Miscellaneous Revenues	174,549.65	Added and Omitted Taxes	13,038.27
PUBLIC SAFETY		Total	2,041,475.70	Total Taxes Levied - ABSTRACT	1,782,719.90
Fire Protection	13,000.00	Prior Years Surplus Appropriated	152,000.00	Total Taxes Billed	1,779,822.51
Police Protection	191,250.00	REVENUES TOTAL	2,193,475.70	1984 TAXES COLLECTED	1,685,383.05
Civil Defense & Disaster Control	1,250.00	Reserve For Uncollected Taxes	117,400.00	1984 Taxes Cancelled, Abated or Adjusted	
Environmental Inspection & Control	11,000.00			Transfer to Tax Title Liens or Foreclosed	
Other Public Safety		CAPITAL OUTLAY TOTAL	10,467.41	Balance Outstanding Dec. 31, 1984	94,439.46
PUBLIC WORKS				PRIOR YEARS TAXES OUTSTANDING	
Streets and Drainage	99,754.00	Public Enterprises		Balance January 1, 1984	75,051.75
Sewers and Sewage Processing		Recreation—Culture	10,467.41	Collected in 1984	75,051.75
Garbage and Trash Disposal	70,150.00	Public Works		Cancelled, Abated or Adjusted 1984	
Public Buildings and Grounds	15,910.00	Buildings and Grounds		Transfers to Tax Title Liens or Foreclosed	
Other Public Works		Library and Education		Balance December 31, 1984	
HEALTH and WELFARE		Conservation		TAX TITLE LIENS OUTSTANDING	
Health Services Except Environmental	1,000.00	All Other		Balance January 1, 1984	262.37
Welfare-Public Assistance	500.00			Transfer From Taxes	
Hospitals, Clinics, First Aid	4,000.00	CAPITAL DEBT AUTHORIZED, DECEMBER 31, 1984		Redeemed in 1984	
Animal, Insect, & Rodent Control	1,800.00	ISSUED AND UNISSUED GROSS DEBT		Cancelled, Abated or Adjusted (1984)	
Other Welfare Services		School 122,649		Transfers to Foreclosed Property	
RECREATION and CONSERVATION		Self-Liquidating 659,000	317,354	Balance December 31, 1984	262.37
Beaches and Boardwalks	110,236.75	Other 52,804	52,804	PROPERTY ACQUIRED BY DEED OR FORECLOSURE	
Parks, Playgrounds, Shade Trees		Total 834,453	370,158	Balance January 1, 1984	9,465.00
Land Reclamation & Conservation				Transfers From Taxes or Liens	
Other Recreational Services	7,420.00	ISSUED AND OUTSTANDING		Sale for Cash (1984)	
EDUCATION (excluding schools)		School 122,649.52		Cancelled, Abated or Adjusted (1984)	
Libraries	2,700.00	Self-Liquidating 621,000.00		Balance December 31, 1984	9,465.00
Other Educational Services		Other		CURRENT FINANCES DECEMBER 31, 1984	
STATUTORY EXPENDITURES		Total 743,649.52		ASSETS	
Pensions & F. I. C. A.	45,383.00	EQUALIZED VALUATION BASIS		Cash Dec. 31, 1984	607,111.96
Employee Fringe Benefits	43,000.00	FOR NET DEBT COMPUTATION	155,988,975	Taxes Receivable	94,439.46
Other Statutory Expenditures	5,000.00	REAL PROPERTY VALUATIONS		Tax Title Liens	262.37
CETA And Other Public Employment Programs		Code Class # of Parcels % VAL'N		Foreclosed Property	9,465.00
MUNICIPAL FUNCTIONS		1 Vacant Land 205 6.29	9,562,800.00	Emergencies & Other Deferred Charges	64,800.00
CAPITAL IMPROVEMENTS	*MEMO*	2 Residential 981 90.62	137,740,980.00	State and Federal Aid Receivable	3,811.98
DEBT SERVICE		3 Farm		Other Receivables	81,628.75
Principal Payments		4a Commercial 33 3.09	4,699,600.00	Total	861,519.52
Interest Payments		4b Industrial		LIABILITIES, RESERVES, AND SURPLUS	
		4c Apartments		Cash Liabilities	409,174.84
		Total 1219	152,003,380.00	Reserves for Receivables	185,795.58
DEFERRED CHARGES	17,943.00	Land Area .55 Sq. Miles		Surplus Dec. 31, 1984	266,549.10
SCHOOL, COUNTY, SPECIAL DISTRICT TAXES	1,320,184.24	Net Valuation Taxable-Municipal	152,751,110	Total	861,519.52
RESERVE FOR UNCOLLECTED TAXES	117,400.00	Net Valuation Taxable-County	160,842,950		
EXPENDITURES TOTAL	2,204,330.99	State Equalized Valuation	173,048,093		
		State Equalization Ratio	88.22		

0225
Population 1980 12,166
Population 1984 11,928
S & P Rating
Moody Rating

General Tax Rate Per \$100. 3.25
State Equalized Tax Rate 2.08

HASBROUCK HEIGHTS BORO. - BERGEN CO.
Form of Government:
Borough Council
Number of Members on Governing Body - 6

PER CAPITA:
Gross Debt 355.18
Net Debt 167.13
Debt Service 17.70
Total Tax Levy 779.90
Municipal Expenditures 355.66

PER CENT:
Gross Debt 1.04
Net Debt .49
Tax Levy Collected 98.16
Tax Levy Cancelled, Abated or Adjusted .99

EXPENDITURES		REVENUES-REALIZED		1984 PROPERTY TAX	
GENERAL GOVERNMENT				STATE EQUALIZED TAX RATE 2.07	
Governing Body & Public Boards	12,725.00	1984 Property Taxes Collected 9,132,205.07		Local District School Taxes 1.17	5,209,095.32
Municipal Clerk	41,794.00	1984 Payments in Lieu of Taxes		Regional & Consolidated School Tax	
Financial Administration	15,500.00	Delinquent Tax & Lien Collections 85,302.04		School Taxes in Municipal Budget	
Assessment of Taxes	15,190.55	Business Personalty Replacement Taxes 103,307.76		County Taxes .35	1,579,803.74
Collection of Taxes	43,371.55	Taxes from Public Utilities 822,783.00		County Library Taxes	
Planning, Housing & Development	51,529.00	Other Miscellaneous Tax Revenues		Local Municipal Purpose Taxes .55	2,461,405.00
Human Resources		State Aid Revenues 126,644.40		Veteran & Senior Citizen Taxes	147,700.00
Elections	4,231.98	Federal Aid Revenues		Total Taxes for Rate Computation 2.07	9,398,004.06
General Administration (other)	358,508.25	State and Local Fiscal Assistance Act Utilized 99,250.39		Special District Taxes	
JUDICIARY		Sale of Acquired Property		Bank Corp. Taxes	21,495.71
Municipal Courts	45,885.22	Other Miscellaneous Revenues		Added and Omitted Taxes	30,795.25
PUBLIC SAFETY		Total 10,713,141.03		Total Taxes Levied - ABSTRACT	9,302,595.02
Fire Protection	134,100.80	Prior Years Surplus Appropriated 275,000.00		Total Taxes Billed	9,303,597.03
Police Protection	1,123,569.36	REVENUES TOTAL 10,988,141.03		1984 TAXES COLLECTED	9,132,205.07
Civil Defense & Disaster Control	496.37	Reserve For Uncollected Taxes 228,950.00		1984 Taxes Cancelled, Abated or Adjusted	92,452.75
Environmental Inspection & Control	31,830.17	CAPITAL OUTLAY TOTAL 593,705.90		Transfer to Tax Title Liens or Foreclosed	4,689.75
Other Public Safety		Public Enterprises		Balance Outstanding Dec. 31, 1984	74,249.46
PUBLIC WORKS		Recreation—Culture 591.50		PRIOR YEARS TAXES OUTSTANDING	
Streets and Drainage	296,682.04	Public Works 466,966.00		Balance January 1, 1984	85,302.04
Sewers and Sewage Processing	326,155.22	Buildings and Grounds 121,616.59		Collected in 1984	85,302.04
Garbage and Trash Disposal	348,379.88	Library and Education 4,531.81		Cancelled, Abated or Adjusted 1984	
Public Buildings and Grounds	41,491.28	Conservation		Transfers to Tax Title Liens or Foreclosed	
Other Public Works	51,855.00	All Other		Balance December 31, 1984	
HEALTH and WELFARE		CAPITAL DEBT AUTHORIZED, DECEMBER 31, 1984		TAX TITLE LIENS OUTSTANDING	
Health Services Except Environmental	43,570.19	ISSUED AND UNISSUED GROSS DEBT NET DEBT		Balance January 1, 1984	17,708.72
Welfare-Public Assistance	14,042.13	School 2,242,000		Transfer From Taxes	4,504.50
Hospitals, Clinics, First Aid		Self-liquidating 1,994,611		Redeemed in 1984	
Animal, Insect, & Rodent Control	600.00	Other 4,236,611		Cancelled, Abated or Adjusted (1984)	
Other Welfare Services		Total 1,993,585		Transfers to Foreclosed Property	
RECREATION and CONSERVATION		ISSUED AND OUTSTANDING		Balance December 31, 1984	22,213.22
Beaches and Boardwalks		School 942,000.00		PROPERTY ACQUIRED BY DEED OR FORECLOSURE	
Parks, Playgrounds, Shade Trees	153,784.30	Self-Liquidating		Balance January 1, 1984	313,430.00
Land Reclamation & Conservation		Other 1,281,611.00		Transfers From Taxes or Liens	
Other Recreational Services	45,699.33	Total 2,223,611.00		Sale for Cash (1984)	
EDUCATION (excluding schools)		EQUALIZED VALUATION BASIS FOR NET DEBT COMPUTATION 408,047,201		Cancelled, Abated or Adjusted (1984)	
Libraries	120,394.65	REAL PROPERTY VALUATIONS		Balance December 31, 1984	313,430.00
Other Educational Services		Code Class # of Parcels % VAL'N ASSESSED VALUATION		CURRENT FINANCES DECEMBER 31, 1984	
STATUTORY EXPENDITURES		1 Vacant Land 145 .83 2,347,700.00		ASSETS	
Pensions & F. I. C. A.	331,854.47	2 Residential 3280 70.68 2,00,281,500.00		Cash Dec. 31, 1984	454,379.34
Employee Fringe Benefits	116,719.76	3 Farm 64,086,900.00		Taxes Receivable	74,249.46
Other Statutory Expenditures	2,000.00	4a Commercial 148 22.62 4,013,200.00		Tax Title Liens	22,213.22
CETA And Other Public Employment Programs		4b Industrial 10 1.42 12,640,700.00		Foreclosed Property	313,430.00
MUNICIPAL FUNCTIONS TOTAL 3,772,460.50		4c Apartments 24 4.46 283,370,000.00		Emergencies & Other Deferred Charges	130,837.64
CAPITAL IMPROVEMENTS *MEMO* 60,000.00		Total 3607		State and Federal Aid Receivable	2,859.24
DEBT SERVICE		Land Area 1.50 Sq. Miles		Other Receivables	13,007.94
Principal Payments	163,215.00	Net Valuation Taxable-Municipal 285,316,978		Total	1,010,976.84
Interest Payments	47,933.89	Net Valuation Taxable-County 418,049,740		LIABILITIES, RESERVES, AND SURPLUS	
DEFERRED CHARGES	29,752.75	State Equalized Valuation 444,990,052		Cash Liabilities	244,009.72
SCHOOL, COUNTY, SPECIAL DISTRICT TAXES	6,788,899.06	State Equalization Ratio 63.96		Reserves for Receivables	422,900.62
RESERVE FOR UNCOLLECTED TAXES	228,950.00			Surplus Dec. 31, 1984	344,066.50
EXPENDITURES TOTAL 11,031,211.20				Total	1,010,976.84

HAWORTH BOROUGH – BERGEN COUNTY
Form of Government:
 Borough Council
Number of Members on Governing Body – 6

EXPENDITURES		REVENUES-REALIZED		1984 PROPERTY TAX	
GENERAL GOVERNMENT				STATE EQUALIZED TAX RATE	
Governing Body & Public Boards		1984 Property Taxes Collected	3,975,791.69	Local District School Taxes .72	1,335,897.50
Municipal Clerk		1984 Payments in Lieu of Taxes		Regional & Consolidated School Tax .63	1,158,730.25
Financial Administration	16,764.16	Delinquent Tax & Lien Collections	57,728.18	School Taxes in Municipal Budget	
Assessment of Taxes	7,235.20	Business Personalty Replacement Taxes	19,974.04	County Taxes .35	649,134.45
Collection of Taxes	9,264.70	Taxes from Public Utilities	503,817.00	County Library Taxes	
Planning, Housing & Development	7,725.00	Other Miscellaneous Tax Revenues		Local Municipal Purpose Taxes .46	848,567.27
Human Resources		State Aid Revenues	31,573.91	Veteran & Senior Citizen Taxes	24,400.00
Elections	575.00	Federal Aid Revenues		Total Taxes for Rate Computation 2.16	4,016,729.47
General Administration (other)	141,297.93	State and Local Fiscal Assistance Act Utilized	29,057.37	SPECIAL DISTRICT TAXES	
JUDICIARY		Sale of Acquired Property		Bank Corp. Taxes	4,997.53
Municipal Courts	22,896.01	Other Miscellaneous Revenues	123,942.61	Added and Omitted Taxes	27,660.95
PUBLIC SAFETY		Total	4,741,884.80	Total Taxes Levied - ABSTRACT	4,024,987.95
Fire Protection	75,900.00	Prior Years Surplus Appropriated	166,000.00	Total Taxes Billed	4,019,990.42
Police Protection	404,819.40	REVENUES TOTAL	4,907,884.80	1984 TAXES COLLECTED	3,975,791.69
Civil Defense & Disaster Control	400.00	Reserve For Uncollected Taxes	68,808.23	1984 Taxes Cancelled, Abated or Adjusted	803.46
Environmental Inspection & Control	13,242.00	CAPITAL OUTLAY TOTAL	140,774.15	Transfer to Tax Title Liens or Foreclosed	483.00
Other Public Safety				Balance Outstanding Dec. 31, 1984	42,912.27
PUBLIC WORKS		Public Enterprises		PRIOR YEARS TAXES OUTSTANDING	
Streets and Drainage	140,744.17	Recreation—Culture		Balance January 1, 1984	66,630.68
Sewers and Sewage Processing	78,294.52	Public Works	128,730.94	Collected in 1984	57,728.18
Garbage and Trash Disposal	106,150.00	Buildings and Grounds	12,043.21	Cancelled, Abated or Adjusted 1984	
Public Buildings and Grounds	19,420.00	Library and Education		Transfers to Tax Title Liens or Foreclosed	
Other Public Works	19,500.00	Conservation		Balance December 31, 1984	8,902.50
HEALTH AND WELFARE		All Other		TAX TITLE LIENS OUTSTANDING	
Health Services Except Environmental	5,953.00			Balance January 1, 1984	3,192.20
Welfare-Public Assistance	485.00	CAPITAL DEBT AUTHORIZED, DECEMBER 31, 1984		Transfer From Taxes	483.00
Hospitals, Clinics, First Aid	600.00	ISSUED AND UNISSUED GROSS DEBT NET DEBT		Redeemed in 1984	
Animal, Insect, & Rodent Control		School 207,308		Cancelled, Abated or Adjusted (1984)	
Other Welfare Services		Self-liquidating		Transfers to Foreclosed Property	
RECREATION AND CONSERVATION		Other 4,444,699	4,444,555	Balance December 31, 1984	3,675.20
Beaches and Boardwalks		Total 4,652,008	4,444,555	PROPERTY ACQUIRED BY DEED OR FORECLOSURE	
Parks, Playgrounds, Shade Trees	98,928.30	ISSUED AND OUTSTANDING		Balance January 1, 1984	313,686.00
Land Reclamation & Conservation		School	207,308.69	Transfers From Taxes or Liens	
Other Recreational Services	12,265.00	Self-Liquidating		Sale for Cash (1984)	225,000.00
EDUCATION (excluding schools)		Other	4,192,674.57	Cancelled, Abated or Adjusted (1984)	
Libraries	43,565.19	Total	4,399,983.26	Balance December 31, 1984	88,686.00
Other Educational Services		EQUALIZED VALUATION BASIS FOR NET DEBT COMPUTATION	172,605,228	CURRENT FINANCES DECEMBER 31, 1984	
STATUTORY EXPENDITURES		REAL PROPERTY VALUATIONS		ASSETS	
Pensions & F. I. C. A.	89,328.78	Code Class # of Parcels % VAL'N		Cash Dec. 31, 1984	727,858.49
Employee Fringe Benefits	34,335.00	1 Vacant Land 52 .85	736,900.00	Taxes Receivable	51,814.77
Other Statutory Expenditures	2,000.00	2 Residential 1080 85.12	73,771,100.00	Tax Title Liens	3,675.20
CETA And Other Public Employment Programs		3 Farm 1 .15	133,600.00	Foreclosed Property	88,686.00
MUNICIPAL FUNCTIONS TOTAL	1,351,688.36	4a Commercial 47 13.88	12,026,300.00	Emergencies & Other Deferred Charges	21,700.00
CAPITAL IMPROVEMENTS *MEMO*	10,000.00	4b Industrial		State and Federal Aid Receivable	
DEBT SERVICE		4c Apartments		Other Receivables	7,981.97
Principal Payments	90,000.00	Total 1180	86,667,900.00	Total	901,716.43
Interest Payments	211,159.16	Land Area 1.97 Sq. Miles		LIABILITIES, RESERVES, AND SURPLUS	
DEFERRED CHARGES	13,800.00	Net Valuation Taxable-Municipal	86,903,440	Cash Liabilities	470,576.58
SCHOOL, COUNTY, SPECIAL DISTRICT TAXES	3,143,762.20	Net Valuation Taxable-County	171,679,136	Reserves for Receivables	151,457.94
RESERVE FOR UNCOLLECTED TAXES	68,808.23	State Equalized Valuation	185,030,374		

1604
Population 1980 18,200
Population 1984 18,564
S & P Rating
Moody Rating A

General Tax Rate Per \$100.
5.58
State Equalized Tax Rate
2.23

HAWTHORNE BOROUGH - PASSAIC CO.
Form of Government:
Commission (1911)
Number of Members on Governing Body - 3

PER CAPITA:
Gross Debt 223.88
Net Debt 146.44
Debt Service 20.33
Total Tax Levy 723.24
Municipal Expenditures 274.54
PER CENT:
Gross Debt .75
Net Debt .49
Tax Levy Collected 97.67
Tax Levy Cancelled, Abated or Adjusted .01

EXPENDITURES		REVENUES-REALIZED		1984 PROPERTY TAX	
GENERAL GOVERNMENT		STATE EQUALIZED TAX RATE		1.32	
Governing Body & Public Boards		1984 Property Taxes Collected	13,093,640.37	Local District School Taxes	7,921,246.00
Municipal Clerk	55,941.00	1984 Payments in Lieu of Taxes		Regional & Consolidated School Tax	
Financial Administration	16,874.00	Delinquent Tax & Lien Collections	246,253.31	School Taxes in Municipal Budget	
Assessment of Taxes	33,020.00	Business Personalty Replacement Taxes	278,340.12	County Taxes	3,639,213.05
Collection of Taxes	72,440.00	Taxes from Public Utilities	1,097,248.00	County Library Taxes	
Planning, Housing & Development	30,950.00	Other Miscellaneous Tax Revenues		Local Municipal Purpose Taxes	1,784,652.00
Human Resources		State Aid Revenues	132,144.24	Veteran & Senior Citizen Taxes	242,100.00
Elections	6,145.47	Federal Aid Revenues	17,670.00	Total Taxes for Rate Computation	2.23 13,587,211.05
General Administration (other)	216,914.67	State and Local Fiscal Assistance Act Utilized	73,419.67	Special District Taxes	
JUDICIARY		Sale of Acquired Property		Bank Corp. Taxes	30,445.16
Municipal Courts	41,124.00	Other Miscellaneous Revenues	797,558.63	Added and Omitted Taxes	50,610.92
PUBLIC SAFETY		Total	15,736,274.34	Total Taxes Levied - ABSTRACT	13,426,167.13
Fire Protection	138,055.20	Prior Years Surplus Appropriated	950,000.00	Total Taxes Billed	13,405,473.79
Police Protection	838,795.00	REVENUES TOTAL	16,686,274.34	1984 TAXES COLLECTED	13,093,640.37
Civil Defense & Disaster Control	4,550.00	Reserve For Uncollected Taxes	763,500.00	1984 Taxes Cancelled, Abated or Adjusted	985.54
Environmental Inspection & Control	29,372.53	CAPITAL OUTLAY TOTAL	593,396.36	Transfer to Tax Title Liens or Foreclosed	
Other Public Safety		Public Enterprises		Balance Outstanding Dec. 31, 1984	310,847.88
PUBLIC WORKS		Recreation—Culture		PRIOR YEARS TAXES OUTSTANDING	
Streets and Drainage	360,373.00	Public Works	13,390.58	Balance January 1, 1984	265,462.31
Sewers and Sewage Processing	496,422.00	Buildings and Grounds	580,005.78	Collected in 1984	246,253.31
Garbage and Trash Disposal	575,000.00	Library and Education		Cancelled, Abated or Adjusted 1984	755.20
Public Buildings and Grounds	60,376.00	Conservation		Transfers to Tax Title Liens or Foreclosed	
Other Public Works		All Other		Balance December 31, 1984	18,453.80
HEALTH and WELFARE		CAPITAL DEBT AUTHORIZED, DECEMBER 31, 1984		TAX TITLE LIENS OUTSTANDING	
Health Services Except Environmental	102,877.80	ISSUED AND UNISSUED		Balance January 1, 1984	8,445.91
Welfare-Public Assistance	5,850.00	School	1,347,600	Transfer From Taxes	
Hospitals, Clinics, First Aid		Self-liquidating	90,000	Redeemed in 1984	
Animal, Insect, & Rodent Control		Other	2,718,550	Cancelled, Abated or Adjusted (1984)	
Other Welfare Services	500.00	Total	4,156,150	Transfers to Foreclosed Property	8,445.91
RECREATION and CONSERVATION		ISSUED AND OUTSTANDING		Balance December 31, 1984	
Beaches and Boardwalks		School	1,347,600.00	PROPERTY ACQUIRED BY DEED OR FORECLOSURE	
Parks, Playgrounds, Shade Trees	22,205.00	Self-Liquidating	90,000.00	Balance January 1, 1984	33,809.09
Land Reclamation & Conservation	16,939.87	Other	2,243,000.00	Transfers From Taxes or Liens	8,445.91
Other Recreational Services	123,063.00	Total	3,680,600.00	Sale for Cash (1984)	
EDUCATION (excluding schools)		EQUALIZED VALUATION BASIS		Cancelled, Abated or Adjusted (1984)	
Libraries	171,500.00	FOR NET DEBT COMPUTATION	554,078,750	Balance December 31, 1984	42,255.00
Other Educational Services		REAL PROPERTY VALUATIONS		CURRENT FINANCES DECEMBER 31, 1984	
STATUTORY EXPENDITURES		Code Class # of Parcels % VAL'N		ASSETS	
Pensions & F. I. C. A.	310,000.00	1 Vacant Land 380 1.32	3,132,600.00	Cash Dec. 31, 1984	2,170,540.98
Employee Fringe Benefits	153,060.00	2 Residential 4965 75.07	178,755,900.00	Taxes Receivable	329,301.68
Other Statutory Expenditures	6,500.00	3 Farm		Tax Title Liens	
CETA And Other Public Employment Programs		4a Commercial 281 10.37	24,700,500.00	Foreclosed Property	42,255.00
MUNICIPAL FUNCTIONS		4b Industrial 111 10.35	24,648,300.00	Emergencies & Other Deferred Charges	10,000.00
CAPITAL IMPROVEMENTS		4c Apartments 16 2.89	6,871,000.00	State and Federal Aid Receivable	5,227.42
DEBT SERVICE		Total 5753	238,108,300.00	Other Receivables	4,301.01
Principal Payments	180,000.00	Land Area 3.44 Sq. Miles		Total	2,561,626.09
Interest Payments	197,480.00	Net Valuation Taxable-Municipal	239,334,460	LIABILITIES, RESERVES, AND SURPLUS	
DEFERRED CHARGES		Net Valuation Taxable-County	569,533,929	Cash Liabilities	840,124.02
SCHOOL, COUNTY, SPECIAL DISTRICT TAXES		State Equalized Valuation	597,872,048	Reserves for Receivables	372,257.69
RESERVE FOR UNCOLLECTED TAXES		State Equalization Ratio	39.91	Surplus Dec. 31, 1984	1,349,244.38
EXPENDITURES TOTAL	16,656,987.59			Total	2,561,626.09

1339
Population 1980 23,013
Population 1984 23,016
S & P Rating
Moody Rating AAA

General Tax Rate Per \$100. 4.16
State Equalized Tax Rate 2.51

HAZLET TOWNSHIP – MONMOUTH CO.

Form of Government:

Township Committee

Number of Members on Governing Body – 5

PER CAPITA:

Gross Debt 268.39
Net Debt 147.93
Debt Service 21.53
Total Tax Levy 505.94
Municipal Expenditures 221.60

PER CENT:

Gross Debt 1.44
Net Debt .79
Tax Levy Collected 97.65
Tax Levy Cancelled, Abated or Adjusted

EXPENDITURES		REVENUES-REALIZED		1984 PROPERTY TAX	
GENERAL GOVERNMENT				STATE EQUALIZED TAX RATE	
Governing Body & Public Boards				Local District School Taxes	1.50
Municipal Clerk				Regional & Consolidated School Tax	
Financial Administration	43,708.00	1984 Property Taxes Collected	11,355,798.40	School Taxes in Municipal Budget	
Assessment of Taxes	228,855.00	1984 Payments in Lieu of Taxes	110,529.24	County Taxes	.51
Collection of Taxes	60,709.00	Delinquent Tax & Lien Collections	187,997.92	County Library Taxes	.02
Planning, Housing & Development	19,865.00	Business Personalty Replacement Taxes	180,213.88	Local Municipal Purpose Taxes	.48
Human Resources		Taxes from Public Utilities	947,928.00	Veteran & Senior Citizen Taxes	
Elections		Other Miscellaneous Tax Revenues		Total Taxes for Rate Computation	2.51
General Administration (other)	691,902.00	State Aid Revenues	289,327.96	Special District Taxes	
JUDICIARY		Federal Aid Revenues		Bank Corp. Taxes	15,729.75
Municipal Courts	67,906.00	State and Local Fiscal Assistance Act Utilized	162,411.03	Added and Omitted Taxes	48,101.04
PUBLIC SAFETY		Sale of Acquired Property		Total Taxes Levied - ABSTRACT	11,644,734.87
Fire Protection	357,181.80	Other Miscellaneous Revenues	678,422.91	Total Taxes Billed	11,629,005.12
Police Protection	1,311,479.07	Total	13,912,629.34	1984 TAXES COLLECTED	11,355,798.40
Civil Defense & Disaster Control	31,065.00	Prior Years Surplus Appropriated	400,000.00	1984 Taxes Cancelled, Abated or Adjusted	
Environmental Inspection & Control	40,594.00	REVENUES TOTAL	14,312,629.34	Transfer to Tax Title Liens or Foreclosed	
Other Public Safety		Reserve For Uncollected Taxes	277,674.00	Balance Outstanding Dec. 31, 1984	273,206.72
PUBLIC WORKS		CAPITAL OUTLAY TOTAL	116,950.62	PRIOR YEARS TAXES OUTSTANDING	
Streets and Drainage	596,033.00	Public Enterprises		Balance January 1, 1984	191,124.09
Sewers and Sewage Processing		Recreation—Culture		Collected in 1984	187,215.31
Garbage and Trash Disposal		Public Works	1,015.63	Cancelled, Abated or Adjusted 1984	
Public Buildings and Grounds	138,143.00	Buildings and Grounds	115,934.99	Transfers to Tax Title Liens or Foreclosed	
Other Public Works	13,884.00	Library and Education		Balance December 31, 1984	3,908.78
HEALTH and WELFARE		Conservation		TAX TITLE LIENS OUTSTANDING	
Health Services Except Environmental	107,347.00	All Other		Balance January 1, 1984	1,405.12
Welfare-Public Assistance	25,562.00	CAPITAL DEBT AUTHORIZED, DECEMBER 31, 1984		Transfer From Taxes	
Hospitals, Clinics, First Aid	2,500.00	ISSUED AND UNISSUED		Redeemed in 1984	782.61
Animal, Insect, & Rodent Control		School	2,564,000	Cancelled, Abated or Adjusted (1984)	
Other Welfare Services		Self-liquidating	138,000	Transfers to Foreclosed Property	
RECREATION and CONSERVATION		Other	3,475,150	Balance December 31, 1984	622.51
Beaches and Boardwalks		Total	6,177,150	PROPERTY ACQUIRED BY DEED OR	
Parks, Playgrounds, Shade Trees				FORECLOSURE	
Land Reclamation & Conservation	31,105.00	ISSUED AND OUTSTANDING		Balance January 1, 1984	155,973.50
Other Recreational Services	131,058.00	School	2,564,000.00	Transfers From Taxes or Liens	
EDUCATION (excluding schools)		Self-Liquidating	138,000.00	Sale for Cash (1984)	7,473.50
Libraries	58,175.00	Other	3,475,150.00	Cancelled, Abated or Adjusted (1984)	
Other Educational Services		Total	6,177,150.00	Balance December 31, 1984	148,500.00
STATUTORY EXPENDITURES		EQUALIZED VALUATION BASIS		CURRENT FINANCES DECEMBER 31, 1984	
Pensions & F. I. C. A.	298,799.85	FOR NET DEBT COMPUTATION	429,392,952	ASSETS	
Employee Fringe Benefits		REAL PROPERTY VALUATIONS		Cash Dec. 31, 1984	1,474,685.21
Other Statutory Expenditures		Code Class # of Parcels % VAL'N	ASSESSED VALUATION	Taxes Receivable	277,115.50
CETA And Other Public Employment Programs		1 Vacant Land 385 2.12	5,857,550.00	Tax Title Liens	622.51
MUNICIPAL FUNCTIONS TOTAL	4,255,870.72	2 Residential 5717 83.77	231,820,200.00	Foreclosed Property	148,500.00
CAPITAL IMPROVEMENTS *MEMO*	10,000.00	3 Farm 11 .13	354,200.00	Emergencies & Other Deferred Charges	197,500.00
DEBT SERVICE		4a Commercial 165 11.87	32,847,650.00	State and Federal Aid Receivable	
Principal Payments	180,000.00	4b Industrial 7 2.12	5,864,300.00	Other Receivables	108,235.97
Interest Payments	315,641.39	4c Apartments		Total	2,206,659.19
DEFERRED CHARGES	71,065.67	Total	276,743,900.00	LIABILITIES, RESERVES, AND SURPLUS	
SCHOOL, COUNTY, SPECIAL DISTRICT TAXES	9,344,095.08	Land Area 5.60 Sq. Miles		Cash Liabilities	1,119,090.85
RESERVE FOR UNCOLLECTED TAXES	277,674.00	Net Valuation Taxable-Municipal	278,428,349	Reserves for Receivables	534,473.98
EXPENDITURES TOTAL	14,444,346.86	Net Valuation Taxable-County	436,101,079	Surplus Dec. 31, 1984	553,094.36
		State Equalized Valuation	460,705,748	Total	2,206,659.19
		State Equalization Ratio	60.29		

1206

Population 1980

955

Population 1984

988

S & P Rating

Moody Rating

General Tax Rate Per \$100.

2.08

State Equalized Tax Rate

2.36

HELMETTA BOROUGH - MIDDLESEX CO.**Form of Government:****Borough Council****Number of Members on Governing Body - 6**

PER CAPITA:

Gross Debt

1,918.02

Net Debt

366.07

Debt Service

40.37

Total Tax Levy

643.69

Municipal Expenditures

418.86

PER CENT:

Gross Debt

8.10

Net Debt

1.55

Tax Levy Collected

93.55

Tax Levy Cancelled, Abated
or Adjusted

EXPENDITURES		REVENUES-REALIZED		1984 PROPERTY TAX	
GENERAL GOVERNMENT				STATE EQUALIZED TAX RATE	
Governing Body & Public Boards		1984 Property Taxes Collected	596,522.76	Local District School Taxes	1.22 327,311.00
Municipal Clerk		1984 Payments in Lieu of Taxes		Regional & Consolidated School Tax	
Financial Administration	3,525.00	Delinquent Tax & Lien Collections	37,411.86	School Taxes in Municipal Budget	
Assessment of Taxes	4,350.30	Business Personalty Replacement Taxes	68,541.32	County Taxes	.59 157,231.32
Collection of Taxes	12,275.00	Taxes from Public Utilities	70,868.00	County Library Taxes	
Planning, Housing & Development	2,960.00	Other Miscellaneous Tax Revenues		Local Municipal Purpose Taxes	.55 146,644.42
Human Resources		State Aid Revenues	11,617.97	Veteran & Senior Citizen Taxes	9,250.00
Elections	1,525.00	Federal Aid Revenues		Total Taxes for Rate Computation	2.36 640,436.74
General Administration (other)	81,103.11	State and Local Fiscal Assistance Act Utilized	7,481.00	Special District Taxes	
JUDICIARY		Sale of Acquired Property		Bank Corp. Taxes	
Municipal Courts	4,800.00	Other Miscellaneous Revenues	43,492.52	Added and Omitted Taxes	4,779.15
PUBLIC SAFETY		Total	835,935.43	Total Taxes Levied - ABSTRACT	635,965.89
Fire Protection	12,976.42	Prior Years Surplus Appropriated	46,000.00	Total Taxes Billed	637,631.19
Police Protection	96,705.00	REVENUES TOTAL	881,935.43	1984 TAXES COLLECTED	596,522.76
Civil Defense & Disaster Control		Reserve For Uncollected Taxes	60,000.00	1984 Taxes Cancelled, Abated or Adjusted	
Environmental Inspection & Control	3,375.00	CAPITAL OUTLAY TOTAL	168,010.03	Transfer to Tax Title Liens or Foreclosed	6,445.92
Other Public Safety				Balance Outstanding Dec. 31, 1984	34,662.51
PUBLIC WORKS				PRIOR YEARS TAXES OUTSTANDING	
Streets and Drainage	24,900.00	Public Enterprises	40,212.33	Balance January 1, 1984	40,831.34
Sewers and Sewage Processing		Recreation—Culture		Collected in 1984	27,960.10
Garbage and Trash Disposal	22,130.00	Public Works	126,397.70	Cancelled, Abated or Adjusted 1984	
Public Buildings and Grounds	9,300.00	Buildings and Grounds	1,400.00	Transfers to Tax Title Liens or Foreclosed	
Other Public Works	6,218.15	Library and Education		Balance December 31, 1984	12,871.24
HEALTH and WELFARE		Conservation		TAX TITLE LIENS OUTSTANDING	
Health Services Except Environmental	3,400.00	All Other		Balance January 1, 1984	39,137.58
Welfare-Public Assistance	355.00			Balance December 31, 1984	6,445.92
Hospitals, Clinics, First Aid				Transfer From Taxes	9,451.76
Animal, Insect, & Rodent Control				Redeemed in 1984	
Other Welfare Services				Cancelled, Abated or Adjusted (1984)	
RECREATION and CONSERVATION				Transfers to Foreclosed Property	36,131.74
Beaches and Boardwalks				Balance December 31, 1984	
Parks, Playgrounds, Shade Trees	250.00			PROPERTY ACQUIRED BY DEED OR	
Land Reclamation & Conservation				FORECLOSURE	
Other Recreational Services	2,700.00			Balance January 1, 1984	4,100.00
EDUCATION (excluding schools)				Transfers From Taxes or Liens	
Libraries				Sale for Cash (1984)	
Other Educational Services				Cancelled, Abated or Adjusted (1984)	
STATUTORY EXPENDITURES				Balance December 31, 1984	4,100.00
Pensions & F. I. C. A.	13,902.03	EQUALIZED VALUATION BASIS		CURRENT FINANCES DECEMBER 31, 1984	
Employee Fringe Benefits		FOR NET DEBT COMPUTATION	23,401,567	ASSETS	
Other Statutory Expenditures	1,800.00	REAL PROPERTY VALUATIONS		Cash Dec. 31, 1984	280,335.89
CETA And Other Public Employment Programs		Code Class # of Parcels % VAL'N		Taxes Receivable	47,533.75
MUNICIPAL FUNCTIONS		1 Vacant Land 89 3.85	1,160,700.00	Tax Title Liens	36,131.74
CAPITAL IMPROVEMENTS	10,000.00	2 Residential 313 66.82	20,167,700.00	Foreclosed Property	4,100.00
DEBT SERVICE		3 Farm 6 2.91	877,500.00	Emergencies & Other Deferred Charges	6,600.00
Principal Payments	20,000.00	4a Commercial 31 26.43	7,975,600.00	State and Federal Aid Receivable	
Interest Payments	19,885.00	4b Industrial 439	30,181,500.00	Other Receivables	31,811.66
		4c Apartments		Total	406,513.04
		Total		LIABILITIES, RESERVES, AND SURPLUS	
DEFERRED CHARGES	5,400.00	Land Area .80 Sq. Miles		Cash Liabilities	171,882.86
SCHOOL, COUNTY, SPECIAL DISTRICT TAXES	484,542.32	Net Valuation Taxable-Municipal	30,425,579	Reserves for Receivables	117,177.15
RESERVE FOR UNCOLLECTED TAXES	60,000.00	Net Valuation Taxable-County	25,714,041	Surplus Dec. 31, 1984	117,453.03
EXPENDITURES	898,377.33	State Equalized Valuation	26,880,298	Total	406,513.04
		State Equalization Ratio	113.31		

0419
Population 1980 1,250
Population 1984 1,254
S & P Rating
Moody Rating

General Tax Rate Per \$100. 8.61
State Equalized Tax Rate 2.49

HI-NELLA BOROUGH - CAMDEN COUNTY
Form of Government:
Borough Council
Number of Members on Governing Body - 6

PER CAPITA:
Gross Debt 85.47
Net Debt 85.47
Debt Service 13.96
Total Tax Levy 303.24
Municipal Expenditures 232.85

PER CENT:
Gross Debt .80
Net Debt .80
Tax Levy Collected 97.76
Tax Levy Cancelled, Abated or Adjusted

EXPENDITURES		REVENUES-REALIZED		1984 PROPERTY TAX	
GENERAL GOVERNMENT				STATE EQUALIZED TAX RATE	
Governing Body & Public Boards		1984 Property Taxes Collected	369,315.55	Local District School Taxes .90	136,719.50
Municipal Clerk		1984 Payments in Lieu of Taxes		Regional & Consolidated School Tax	
Financial Administration	10,350.00	Delinquent Tax & Lien Collections	12,369.63	School Taxes in Municipal Budget	
Assessment of Taxes	1,792.00	Business Personalty Replacement Taxes	4,456.68	County Taxes .99	150,686.00
Collection of Taxes	3,300.00	Taxes from Public Utilities	57,338.00	County Library Taxes .02	3,775.00
Planning, Housing & Development	50.00	Other Miscellaneous Tax Revenues		Local Municipal Purpose Taxes .57	86,500.00
Human Resources		State Aid Revenues	26,346.69	Veteran & Senior Citizen Taxes	6,800.00
Elections	1,745.00	Federal Aid Revenues		Total Taxes for Rate Computation 2.48	384,480.50
General Administration (other)	28,306.85	State and Local Fiscal Assistance Act Utilized	4,925.00	Special District Taxes	
JUDICIARY		Sale of Acquired Property		Bank Corp. Taxes	2,584.97
Municipal Courts	11,208.37	Other Miscellaneous Revenues	98,040.53	Added and Omitted Taxes	
PUBLIC SAFETY		Total	572,792.08	Total Taxes Levied - ABSTRACT	380,265.47
Fire Protection	10,640.00	Prior Years Surplus Appropriated	90,000.00	Total Taxes Billed	377,795.71
Police Protection	43,825.00	REVENUES TOTAL	662,792.08	1984 TAXES COLLECTED	369,315.55
Civil Defense & Disaster Control	25.00	Reserve For Uncollected Taxes	54,188.01	1984 Taxes Cancelled, Abated or Adjusted	
Environmental Inspection & Control	1,025.00	CAPITAL OUTLAY TOTAL	72,544.57	Transfer to Tax Title Liens or Foreclosed	434.71
Other Public Safety				Balance Outstanding Dec. 31, 1984	8,045.45
PUBLIC WORKS				PRIOR YEARS TAXES OUTSTANDING	
Streets and Drainage	8,227.14	Public Enterprises		Balance January 1, 1984	28,699.40
Sewers and Sewage Processing	58,345.00	Recreation—Culture		Collected in 1984	12,369.63
Garbage and Trash Disposal	8,710.00	Public Works		Cancelled, Abated or Adjusted 1984	
Public Buildings and Grounds	4,365.00	Buildings and Grounds	72,544.57	Transfers to Tax Title Liens or Foreclosed	
Other Public Works		Library and Education		Balance December 31, 1984	16,329.77
HEALTH and WELFARE		Conservation		TAX TITLE LIENS OUTSTANDING	
Health Services Except Environmental	35.00	All Other		Balance January 1, 1984	5,200.60
Welfare-Public Assistance	2,475.00	CAPITAL DEBT AUTHORIZED, DECEMBER 31, 1984		Transfer From Taxes	434.71
Hospitals, Clinics, First Aid		ISSUED AND UNISSUED GROSS DEBT		Redeemed in 1984	
Animal, Insect, & Rodent Control	230.00	School		Cancelled, Abated or Adjusted (1984)	
Other Welfare Services		Self-liquidating		Transfers to Foreclosed Property	
RECREATION and CONSERVATION		Other	107,180	Balance December 31, 1984	5,635.31
Beaches and Boardwalks		Total	107,180	PROPERTY ACQUIRED BY DEED OR FORECLOSURE	
Parks, Playgrounds, Shade Trees	25.00			Balance January 1, 1984	950.00
Land Reclamation & Conservation		ISSUED AND OUTSTANDING		Transfers From Taxes or Liens	
Other Recreational Services	4,380.14	School		Sale for Cash (1984)	
EDUCATION (excluding schools)		Self-Liquidating		Cancelled, Abated or Adjusted (1984)	
Libraries	1,600.00	Other	87,000.00	Balance December 31, 1984	950.00
Other Educational Services		Total	87,000.00	CURRENT FINANCES DECEMBER 31, 1984	
STATUTORY EXPENDITURES		EQUALIZED VALUATION BASIS		ASSETS	
Pensions & F. I. C. A.	4,200.00	FOR NET DEBT COMPUTATION	13,474,164	Cash Dec. 31, 1984	281,183.13
Employee Fringe Benefits		REAL PROPERTY VALUATIONS		Taxes Receivable	24,375.22
Other Statutory Expenditures		Code Class # of Parcels % VAL'N	ASSESSED VALUATION	Tax Title Liens	5,635.31
CETA And Other Public Employment Programs		1 Vacant Land 13 1.72	74,720.00	Foreclosed Property	950.00
MUNICIPAL FUNCTIONS		2 Residential 124 44.71	1,944,850.00	Emergencies & Other Deferred Charges	8,542.43
CAPITAL IMPROVEMENTS *MEMO*	50,000.00	3 Farm 2 .96	41,612.00	State and Federal Aid Receivable	
DEBT SERVICE		4a Commercial 10 16.68	725,700.00	Other Receivables	7,881.79
Principal Payments	15,000.00	4b Industrial 1 2.15	93,650.00	Total	328,567.88
Interest Payments	2,500.00	4c Apartments 3 33.78	1,469,600.00	LIABILITIES, RESERVES, AND SURPLUS	
		Total 153	4,350,132.00	Cash Liabilities	76,482.12
DEFERRED CHARGES	15,444.71	Land Area .23 Sq. Miles		Reserves for Receivables	38,139.21
SCHOOL, COUNTY, SPECIAL DISTRICT TAXES	291,180.50	Net Valuation Taxable-Municipal	4,388,890	Surplus Dec. 31, 1984	213,946.55
RESERVE FOR UNCOLLECTED TAXES	54,188.01	Net Valuation Taxable-County	13,952,303	Total	328,567.88
EXPENDITURES TOTAL	583,172.72	State Equalized Valuation	15,075,509		
		State Equalization Ratio	28.93		

1014
 Population 1980 3,435
 Population 1984 3,632
 S & P Rating
 Moody Rating A
 General Tax Rate Per \$100. 2.60
 State Equalized Tax Rate 2.56

HIGH BRIDGE BOROUGH – HUNTERDON CO.
Form of Government:
Borough Council
Number of Members on Governing Body – 6

PER CAPITA:
 Gross Debt 650.99
 Net Debt 118.06
 Debt Service 25.06
 Total Tax Levy 638.77
 Municipal Expenditures 280.63
 PER CENT:
 Gross Debt 2.92
 Net Debt .53
 Tax Levy Collected 94.58
 Tax Levy Cancelled, Abated or Adjusted .25

EXPENDITURES		REVENUES-REALIZED		1984 PROPERTY TAX	
GENERAL GOVERNMENT				STATE EQUALIZED TAX RATE → 1.01	
Governing Body & Public Boards		1984 Property Taxes Collected	2,175,554.88	Local District School Taxes	881,621.00
Municipal Clerk		1984 Payments in Lieu of Taxes		Regional & Consolidated School Tax	567,759.02
Financial Administration	9,460.00	Delinquent Tax & Lien Collections	120,365.24	School Taxes in Municipal Budget	
Assessment of Taxes	5,190.00	Business Personalty Replacement Taxes	84,678.12	County Taxes	385,888.38
Collection of Taxes	10,015.00	Taxes from Public Utilities	90,635.36	County Library Taxes	24,450.91
Planning, Housing & Development	47,930.04	Other Miscellaneous Tax Revenues		Local Municipal Purpose Taxes	376,330.65
Human Resources		State Aid Revenues	67,598.12	Veteran & Senior Citizen Taxes	31,250.00
Elections		Federal Aid Revenues		Total Taxes for Rate Computation	2,267,299.96
General Administration (other)	129,254.72	State and Local Fiscal Assistance Act Utilized	18,457.15	Special District Taxes	
JUDICIARY		Sale of Acquired Property		Bank Corp. Taxes	3,315.23
Municipal Courts	11,565.00	Other Miscellaneous Revenues	159,039.59	Added and Omitted Taxes	80,649.52
PUBLIC SAFETY		Total	2,716,328.46	Total Taxes Levied - ABSTRACT	2,320,014.71
Fire Protection	24,725.00	Prior Years Surplus Appropriated	160,000.00	Total Taxes Billed	2,300,139.32
Police Protection	132,863.78	REVENUES TOTAL	2,876,328.46	1984 TAXES COLLECTED	2,175,554.88
Civil Defense & Disaster Control	250.00	Reserve For Uncollected Taxes	174,506.45	1984 Taxes Cancelled, Abated or Adjusted	5,736.20
Environmental Inspection & Control		CAPITAL OUTLAY TOTAL	326,528.80	Transfer to Tax Title Liens or Foreclosed	5,951.40
Other Public Safety				Balance Outstanding Dec. 31, 1984	112,896.84
PUBLIC WORKS				PRIOR YEARS TAXES OUTSTANDING	
Streets and Drainage	159,411.84	Public Enterprises	179,748.09	Balance January 1, 1984	138,018.63
Sewers and Sewage Processing		Recreation—Culture	31,736.93	Collected in 1984	108,043.89
Garbage and Trash Disposal	65,757.00	Public Works	77,965.00	Cancelled, Abated or Adjusted 1984	776.11
Public Buildings and Grounds	25,690.00	Buildings and Grounds	32,378.10	Transfers to Tax Title Liens or Foreclosed	1,929.54
Other Public Works	30,000.00	Library and Education		Balance December 31, 1984	27,269.09
HEALTH and WELFARE		Conservation	4,700.78	TAX TITLE LIENS OUTSTANDING	
Health Services Except Environmental	290.00	All Other		Balance January 1, 1984	19,367.97
Welfare-Public Assistance	1,925.00	CAPITAL DEBT AUTHORIZED, DECEMBER 31, 1984		Transfer From Taxes	8,259.59
Hospitals, Clinics, First Aid		ISSUED AND UNISSUED GROSS DEBT NET DEBT		Redeemed in 1984	12,321.35
Animal, Insect, & Rodent Control	700.00	School 534,625		Cancelled, Abated or Adjusted (1984)	
Other Welfare Services		Self-liquidating 1,401,000		Transfers to Foreclosed Property	
RECREATION and CONSERVATION		Other 428,780	428,780	Balance December 31, 1984	15,306.21
Beaches and Boardwalks		Total 2,364,405	428,780	PROPERTY ACQUIRED BY DEED OR FORECLOSURE	
Parks, Playgrounds, Shade Trees	2,000.00	ISSUED AND OUTSTANDING		Balance January 1, 1984	
Land Reclamation & Conservation	50.00	School 497,065.62		Transfers From Taxes or Liens	
Other Recreational Services	2,630.00	Self-Liquidating 1,401,000.00		Sale for Cash (1984)	
EDUCATION (excluding schools)		Other 413,300.00		Cancelled, Abated or Adjusted (1984)	
Libraries	5,765.00	Total 2,311,365.62		Balance December 31, 1984	
Other Educational Services		EQUALIZED VALUATION BASIS FOR NET DEBT COMPUTATION	80,847,272	CURRENT FINANCES DECEMBER 31, 1984	
STATUTORY EXPENDITURES		REAL PROPERTY VALUATIONS		ASSETS	
Pensions & F. I. C. A.	38,900.00	Code Class # of Parcels % VAL'N ASSESSED VALUATION		Cosh Dec. 31, 1984	1,198,942.03
Employee Fringe Benefits	30,515.00	1 Vacant Land 239 2.39 2,047,100.00		Taxes Receivable	140,165.93
Other Statutory Expenditures	2,861.57	2 Residential 1090 88.64 75,831,585.00		Tax Title Liens	15,306.21
CETA And Other Public Employment Programs		3 Farm 27 1.41 1,207,870.00		Foreclosed Property	
MUNICIPAL FUNCTIONS TOTAL	737,748.95	4a Commercial 28 2.51 2,149,280.00		Emergencies & Other Deferred Charges	63,830.50
CAPITAL IMPROVEMENTS *MEMO*	5,700.00	4b Industrial 10 4.69 4,009,380.00		State and Federal Aid Receivable	1,081.90
DEBT SERVICE		4c Apartments 2 .35 300,500.00		Other Receivables	11,253.50
Principal Payments	75,000.00	Total 1396 95,546,315.00		Total	1,430,580.07
Interest Payments	16,020.62			LIABILITIES, RESERVES, AND SURPLUS	
DEFERRED CHARGES	15,984.38	Land Area 2.30 Sq. Miles		Cash Liabilities	933,703.54
SCHOOL, COUNTY, SPECIAL DISTRICT TAXES	1,859,719.31	Net Valuation Taxable-Municipal	86,128,454	Reserves for Receivables	166,725.64
RESERVE FOR UNCOLLECTED TAXES	174,506.45	Net Valuation Taxable-County	85,632,985	Surplus Dec. 31, 1984	330,150.89
EXPENDITURES TOTAL	2,873,979.71	State Equalized Valuation	87,558,650	Total	1,430,580.07
		State Equalization Ratio	98.37		

1207
 Population 1980 13,396
 Population 1984 13,336
 S & P Rating
 Moody Rating A
 General Tax Rate Per \$100. 4.99
 State Equalized Tax Rate 3.41

HIGHLAND PARK BORO. - MIDDLESEX CO.
Form of Government:
Borough Council
Number of Members on Governing Body - 6

PER CAPITA:
 Gross Debt 421.95
 Net Debt 206.07
 Debt Service 20.12
 Total Tax Levy 723.77
 Municipal Expenditures 295.84
 PER CENT:
 Gross Debt 2.13
 Net Debt 1.04
 Tax Levy Collected 97.92
 Tax Levy Cancelled, Abated or Adjusted .02

EXPENDITURES		REVENUES-REALIZED		1984 PROPERTY TAX	
GENERAL GOVERNMENT				STATE EQUALIZED TAX RATE	
Governing Body & Public Boards		1984 Property Taxes Collected	9,440,987.65	Local District School Taxes	1.98 5,548,751.52
Municipal Clerk		1984 Payments in Lieu of Taxes		Regional & Consolidated School Tax	
Financial Administration	54,933.23	Delinquent Tax & Lien Collections	170,166.90	School Taxes in Municipal Budget	
Assessment of Taxes	18,945.00	Business Personalty Replacement Taxes	133,207.32	County Taxes	.63 1,758,718.50
Collection of Taxes	24,765.00	Taxes from Public Utilities	556,500.00	County Library Taxes	
Planning, Housing & Development	5,675.00	Other Miscellaneous Tax Revenues		Local Municipal Purpose Taxes	.81 2,265,698.00
Human Resources	34,265.00	State Aid Revenues	196,031.06	Veteran & Senior Citizen Taxes	84,150.00
Elections	5,355.00	Federal Aid Revenues		Total Taxes for Rate Computation	3.42 9,657,318.02
General Administration (other)	336,057.00	State and Local Fiscal Assistance Act Utilized	57,941.40	Special District Taxes	
JUDICIARY		Sale of Acquired Property	49,050.00	Bank Corp. Taxes	13,563.44
Municipal Courts	47,851.00	Other Miscellaneous Revenues	452,492.76	Added and Omitted Taxes	65,436.76
PUBLIC SAFETY		Total	11,056,377.09	Total Taxes Levied - ABSTRACT	9,652,168.22
Fire Protection	233,169.99	Prior Years Surplus Appropriated	364,000.00	Total Taxes Billed	9,641,580.94
Police Protection	1,121,989.06	REVENUES TOTAL	11,420,377.09	1984 TAXES COLLECTED	9,440,987.65
Civil Defense & Disaster Control	1,200.00	Reserve For Uncollected Taxes	318,446.62	1984 Taxes Cancelled, Abated or Adjusted	1,501.99
Environmental Inspection & Control	57,817.00	CAPITAL OUTLAY TOTAL	219,514.54	Transfer to Tax Title Liens or Foreclosed	15,738.46
Other Public Safety				Balance Outstanding Dec. 31, 1984	183,352.84
PUBLIC WORKS				PRIOR YEARS TAXES OUTSTANDING	
Streets and Drainage	232,507.96	Public Enterprises	13,887.46	Balance January 1, 1984	543,486.13
Sewers and Sewage Processing		Recreation—Culture		Collected in 1984	163,381.53
Garbage and Trash Disposal	248,431.00	Public Works	122,666.35	Cancelled, Abated or Adjusted 1984	379,074.56
Public Buildings and Grounds	122,875.00	Buildings and Grounds	68,967.47	Transfers to Tax Title Liens or Foreclosed	658.21
Other Public Works	48,000.00	Library and Education	13,993.26	Balance December 31, 1984	371.83
HEALTH and WELFARE		Conservation		TAX TITLE LIENS OUTSTANDING	
Health Services Except Environmental	25,174.00	All Other		Balance January 1, 1984	53,643.95
Welfare-Public Assistance	44,815.00			Transfer From Taxes	18,364.97
Hospitals, Clinics, First Aid				Redeemed in 1984	6,785.37
Animal, Insect, & Rodent Control	2,000.00			Cancelled, Abated or Adjusted (1984)	
Other Welfare Services				Transfers to Foreclosed Property	24,148.02
RECREATION and CONSERVATION				Balance December 31, 1984	41,075.53
Beaches and Boardwalks				PROPERTY ACQUIRED BY DEED OR FORECLOSURE	
Parks, Playgrounds, Shade Trees				Balance January 1, 1984	71,458.18
Land Reclamation & Conservation	1,600.00			Transfers From Taxes or Liens	24,148.02
Other Recreational Services	37,735.00			Sale for Cash (1984)	49,050.00
EDUCATION (excluding schools)				Cancelled, Abated or Adjusted (1984)	
Libraries	143,000.00			Balance December 31, 1984	46,556.20
Other Educational Services	10,330.00			CURRENT FINANCES DECEMBER 31, 1984	
STATUTORY EXPENDITURES				ASSETS	
Pensions & F. I. C. A.	315,601.22			Cash Dec. 31, 1984	1,095,996.02
Employee Fringe Benefits	159,000.00			Taxes Receivable	183,724.67
Other Statutory Expenditures	10,000.00			Tax Title Liens	41,075.53
CETA And Other Public Employment Programs				Foreclosed Property	46,556.20
MUNICIPAL FUNCTIONS				Emergencies & Other Deferred Charges	
CAPITAL IMPROVEMENTS	20,000.00			State and Federal Aid Receivable	
DEBT SERVICE				Other Receivables	503,224.33
Principal Payments	160,688.08			Total	1,870,576.75
Interest Payments	107,632.50			LIABILITIES, RESERVES, AND SURPLUS	
DEFERRED CHARGES				Cash Liabilities	419,708.01
SCHOOL, COUNTY, SPECIAL DISTRICT TAXES	15,445.48			Reserves for Receivables	770,335.73
RESERVE FOR UNCOLLECTED TAXES	7,307,470.02			Surplus Dec. 31, 1984	680,533.01
EXPENDITURES				Total	1,870,576.75
TOTAL	11,252,775.21				

1317

Population 1980 5,187
 Population 1984 5,191
 S & P Rating
 Moody Rating A

General Tax Rate Per \$100.

2.78

State Equalized Tax Rate

2.74

HIGHLANDS BOROUGH – MONMOUTH CO.**Form of Government:****Small Municipality Plan C (OMCL 50)****Number of Members on Governing Body – 5****PER CAPITA:**

Gross Debt 481.61
 Net Debt 215.29
 Debt Service 39.60
 Total Tax Levy 684.59
 Municipal Expenditures 421.70

PER CENT:

Gross Debt 2.15
 Net Debt .96
 Tax Levy Collected 91.55
 Tax Levy Cancelled, Abated or Adjusted .64

EXPENDITURES		REVENUES-REALIZED		1984 PROPERTY TAX	
GENERAL GOVERNMENT				STATE EQUALIZED TAX RATE	
Governing Body & Public Boards				Local District School Taxes .57	739,052.30
Municipal Clerk	20,092.21	1984 Property Taxes Collected 3,249,807.26		Regional & Consolidated School Tax .84	1,076,179.53
Financial Administration	51,700.00	1984 Payments in Lieu of Taxes		School Taxes in Municipal Budget	
Assessment of Taxes	16,165.00	Delinquent Tax & Lien Collections 273,849.30		County Taxes .47	603,339.88
Collection of Taxes	47,443.08	Business Personalty Replacement Taxes 27,388.64		County Library Taxes .02	23,012.57
Planning, Housing & Development	18,181.45	Taxes from Public Utilities 189,341.00		Local Municipal Purpose Taxes .84	1,087,900.00
Human Resources		Other Miscellaneous Tax Revenues		Veteran & Senior Citizen Taxes	64,600.00
Elections	1,500.00	State Aid Revenues 85,371.62		Total Taxes for Rate Computation 2.74	3,594,084.28
General Administration (other)	132,875.78	Federal Aid Revenues		Special District Taxes	
JUDICIARY		State and Local Fiscal Assistance Act Utilized 28,444.00		Bank Corp. Taxes	3,758.28
Municipal Courts	30,960.00	Sale of Acquired Property		Added and Omitted Taxes	20,459.22
PUBLIC SAFETY		Other Miscellaneous Revenues 474,510.77		Total Taxes Levied - ABSTRACT	3,553,701.78
Fire Protection	26,350.00	Total 4,328,712.59		Total Taxes Billed	3,549,943.50
Police Protection	440,594.89	Prior Years Surplus Appropriated 200,000.00		1984 TAXES COLLECTED	3,249,807.26
Civil Defense & Disaster Control		REVENUES TOTAL 4,528,712.59		1984 Taxes Cancelled, Abated or Adjusted	22,673.61
Environmental Inspection & Control	28,123.84	Reserve For Uncollected Taxes 365,768.53		Transfer to Tax Title Liens or Foreclosed	15,601.49
Other Public Safety		CAPITAL OUTLAY TOTAL 434,277.56		Balance Outstanding Dec. 31, 1984	261,861.14
PUBLIC WORKS				PRIOR YEARS TAXES OUTSTANDING	
Streets and Drainage	165,635.83	Public Enterprises 111,177.69		Balance January 1, 1984	237,624.41
Sewers and Sewage Processing		Recreation—Culture 188,847.83		Collected in 1984	187,206.53
Garbage and Trash Disposal	148,500.00	Public Works		Cancelled, Abated or Adjusted 1984	
Public Buildings and Grounds	44,204.98	Buildings and Grounds 35,479.96		Transfers to Tax Title Liens or Foreclosed	4,194.98
Other Public Works		Library and Education 94,186.63		Balance December 31, 1984	46,222.90
HEALTH and WELFARE		Conservation 4,585.45		TAX TITLE LIENS OUTSTANDING	
Health Services Except Environmental	18,454.00	CAPITAL DEBT AUTHORIZED, DECEMBER 31, 1984		Balance January 1, 1984	193,424.20
Welfare-Public Assistance	10,250.00	ISSUED AND UNISSUED GROSS DEBT NET DEBT		Transfer From Taxes	20,305.35
Hospitals, Clinics, First Aid		School 106,762		Redeemed in 1984	86,642.77
Animal, Insect, & Rodent Control		Self-liquidating 1,275,700		Cancelled, Abated or Adjusted (1984)	
Other Welfare Services		Other 1,117,580		Transfers to Foreclosed Property	
RECREATION and CONSERVATION		Total 2,500,042		Balance December 31, 1984	127,086.78
Beaches and Boardwalks	5,350.00	ISSUED AND OUTSTANDING		PROPERTY ACQUIRED BY DEED OR FORECLOSURE	
Parks, Playgrounds, Shade Trees	33,150.00	School 106,762.69		Balance January 1, 1984	9,905.00
Land Reclamation & Conservation		Self-Liquidating 775,700.00		Transfers From Taxes or Liens	
Other Recreational Services	22,147.13	Other 993,580.00		Sale for Cash (1984)	
EDUCATION (excluding schools)		Total 1,876,042.69		Cancelled, Abated or Adjusted (1984)	
Libraries	200.00	EQUALIZED VALUATION BASIS		Balance December 31, 1984	9,905.00
Other Educational Services		FOR NET DEBT COMPUTATION		CURRENT FINANCES DECEMBER 31, 1984	
STATUTORY EXPENDITURES		REAL PROPERTY VALUATIONS		ASSETS	
Pensions & F. I. C. A.	105,551.90	Code Class # of Parcels % VAL'N		Cash Dec. 31, 1984	495,081.81
Employee Fringe Benefits	44,300.00	1 Vacant Land 110 1.86		Taxes Receivable	308,084.04
Other Statutory Expenditures		2 Residential 1745 77.61		Tax Title Liens	127,086.78
CETA And Other Public Employment Programs		3 Farm		Foreclosed Property	9,905.00
MUNICIPAL FUNCTIONS TOTAL	1,411,730.09	4a Commercial 130 13.66		Emergencies & Other Deferred Charges	314,504.65
CAPITAL IMPROVEMENTS *MEMO*	10,000.00	4b Industrial		State and Federal Aid Receivable	
DEBT SERVICE		4c Apartments 22 6.88		Other Receivables	45,626.51
Principal Payments	99,700.00	Total 2007		Total	1,300,288.79
Interest Payments	105,839.15	Land Area .64 Sq. Miles		LIABILITIES, RESERVES, AND SURPLUS	
DEFERRED CHARGES	206,030.66	Net Valuation Taxable-Municipal		Cash Liabilities	294,827.15
SCHOOL, COUNTY, SPECIAL DISTRICT TAXES	2,441,584.28	Net Valuation Taxable-County		Reserves for Receivables	488,272.96
RESERVE FOR UNCOLLECTED TAXES	365,768.53	State Equalized Valuation		Surplus Dec. 31, 1984	517,188.68
EXPENDITURES TOTAL	4,630,652.71	State Equalization Ratio 98.47		Total	1,300,288.79

1104
Population 1980 4,581
Population 1984 4,500
S & P Rating
Moody Rating A

General Tax Rate Per \$100.

7.15
State Equalized Tax Rate
3.02

HIGHTSTOWN BOROUGH – MERCER CO.

Form of Government:

Borough Council

Number of Members on Governing Body – 6

PER CAPITA:

Gross Debt 830.41
Net Debt 365.08
Debt Service 40.72
Total Tax Levy 723.23
Municipal Expenditures 354.35

PER CENT:

Gross Debt 4.11
Net Debt 1.81
Tax Levy Collected 94.75
Tax Levy Cancelled, Abated or Adjusted .68

EXPENDITURES		REVENUES-REALIZED		1984 PROPERTY TAX	
GENERAL GOVERNMENT				STATE EQUALIZED TAX RATE	
Governing Body & Public Boards		1984 Property Taxes Collected	3,069,076.79	Local District School Taxes	
Municipal Clerk		1984 Payments in Lieu of Taxes		Regional & Consolidated School Tax 1.48	1,590,205.09
Financial Administration	15,533.00	Delinquent Tax & Lien Collections	160,871.65	School Taxes in Municipal Budget	
Assessment of Taxes	6,760.00	Business Personalty Replacement Taxes	86,806.48	County Taxes	.69 743,368.76
Collection of Taxes	7,788.00	Taxes from Public Utilities	274,236.00	County Library Taxes	.08 85,531.19
Planning, Housing & Development	12,275.00	Other Miscellaneous Tax Revenues	934.89	Local Municipal Purpose Taxes	.76 810,764.00
Human Resources	1,500.00	State Aid Revenues	91,715.08	Veteran & Senior Citizen Taxes	
Elections	1,000.00	Federal Aid Revenues		Total Taxes for Rate Computation	3.01 3,263,269.04
General Administration (other)	149,450.00	State and Local Fiscal Assistance Act Utilized	18,832.62	Special District Taxes	
JUDICIARY		Sale of Acquired Property		Bank Corp. Taxes	19,322.42
Municipal Courts	23,630.00	Other Miscellaneous Revenues	170,293.74	Added and Omitted Taxes	5,352.97
PUBLIC SAFETY		Total	3,872,767.25	Total Taxes Levied - ABSTRACT	3,254,544.43
Fire Protection	21,000.00	Prior Years Surplus Appropriated	135,000.00	Total Taxes Billed	3,239,032.66
Police Protection	423,707.48	REVENUES TOTAL	4,007,767.25	1984 TAXES COLLECTED	3,069,076.79
Civil Defense & Disaster Control	600.00	Reserve For Uncollected Taxes	225,000.00	1984 Taxes Cancelled, Abated or Adjusted	22,072.05
Environmental Inspection & Control	7,100.00	CAPITAL OUTLAY TOTAL	88,431.24	Transfer to Tax Title Liens or Foreclosed	6,220.50
Other Public Safety		Public Enterprises	11,527.01	Balance Outstanding Dec. 31, 1984	141,663.32
PUBLIC WORKS		Recreation—Culture		PRIOR YEARS TAXES OUTSTANDING	
Streets and Drainage	120,873.62	Public Works	43,247.51	Balance January 1, 1984	162,508.31
Sewers and Sewage Processing	152,346.00	Buildings and Grounds	33,656.72	Collected in 1984	157,588.52
Garbage and Trash Disposal	48,685.00	Library and Education		Cancelled, Abated or Adjusted 1984	
Public Buildings and Grounds		Conservation		Transfers to Tax Title Liens or Foreclosed	
Other Public Works		All Other		Balance December 31, 1984	4,919.79
HEALTH and WELFARE				TAX TITLE LIENS OUTSTANDING	
Health Services Except Environmental	41,736.00			Balance January 1, 1984	38,000.22
Welfare-Public Assistance	13,100.00			Transfer From Taxes	6,220.50
Hospitals, Clinics, First Aid				Redeemed in 1984	3,283.13
Animal, Insect, & Rodent Control				Cancelled, Abated or Adjusted (1984)	
Other Welfare Services				Transfers to Foreclosed Property	
RECREATION and CONSERVATION				Balance December 31, 1984	40,937.59
Beaches and Boardwalks				PROPERTY ACQUIRED BY DEED OR	
Parks, Playgrounds, Shade Trees	1,700.00			FORECLOSURE	
Land Reclamation & Conservation				Balance January 1, 1984	
Other Recreational Services	13,237.00			Transfers From Taxes or Liens	
EDUCATION (excluding schools)				Sale for Cash (1984)	
Libraries				Cancelled, Abated or Adjusted (1984)	
Other Educational Services				Balance December 31, 1984	
STATUTORY EXPENDITURES				CURRENT FINANCES DECEMBER 31, 1984	
Pensions & F. I. C. A.	77,200.00			ASSETS	
Employee Fringe Benefits	45,000.00			Cash Dec. 31, 1984	337,907.77
Other Statutory Expenditures	2,100.00			Taxes Receivable	146,583.11
CETA And Other Public Employment Programs				Tax Title Liens	40,937.59
MUNICIPAL FUNCTIONS TOTAL	1,186,321.10			Foreclosed Property	
CAPITAL IMPROVEMENTS *MEMO*	27,500.00			Emergencies & Other Deferred Charges	
DEBT SERVICE				State and Federal Aid Receivable	
Principal Payments	106,500.00			Other Receivables	
Interest Payments	76,760.03			Total	525,428.47
DEFERRED CHARGES				LIABILITIES, RESERVES, AND SURPLUS	
SCHOOL, COUNTY, SPECIAL DISTRICT TAXES	2,419,105.04			Cash Liabilities	129,349.86
RESERVE FOR UNCOLLECTED TAXES	225,000.00			Reserves for Receivables	187,520.70
EXPENDITURES TOTAL	4,013,686.17			Surplus Dec. 31, 1984	208,557.91
				Total	525,428.47

1810
Population 1980 19,061
Population 1984 21,220
S & P Rating
Moody Rating A

General Tax Rate Per \$100. 2.33
State Equalized Tax Rate 2.31

HILLSBOROUGH TWP. - SOMERSET CO.

Form of Government:

Township Council

Number of Members on Governing Body - 5

PER CAPITA:

Gross Debt 830.73
Net Debt 284.26
Debt Service 55.70
Total Tax Levy 828.47
Municipal Expenditures 297.92

PER CENT:

Gross Debt 2.63
Net Debt .90
Tax Levy Collected 95.21
Tax Levy Cancelled, Abated or Adjusted .19

EXPENDITURES		REVENUES-REALIZED		1984 PROPERTY TAX	
GENERAL GOVERNMENT		1984 Property Taxes Collected		STATE EQUALIZED TAX RATE	
Governing Body & Public Boards			16,783,824.81	Local District School Taxes 1.45	10,656,722.50
Municipal Clerk		1984 Payments in Lieu of Taxes		Regional & Consolidated School Tax	
Financial Administration	42,614.46	Delinquent Tax & Lien Collections	834,507.14	School Taxes in Municipal Budget	
Assessment of Taxes	62,936.90	Business Personalty Replacement Taxes	202,535.80	County Taxes .48	3,501,813.06
Collection of Taxes	83,574.75	Taxes from Public Utilities	1,907,873.00	County Library Taxes .04	271,825.52
Planning, Housing & Development	104,244.02	Other Miscellaneous Tax Revenues		Local Municipal Purpose Taxes .33	2,444,118.00
Human Resources		State Aid Revenues	138,289.89	Veteran & Senior Citizen Taxes	107,100.00
Elections	11,873.32	Federal Aid Revenues		Total Taxes for Rate Computation 2.30	16,981,579.08
General Administration (other)	475,798.31	State and Local Fiscal Assistance Act Utilized	84,291.46	Special District Taxes	341,688.77
JUDICIARY		Sale of Acquired Property		Bank Corp. Taxes	19,363.80
Municipal Courts	52,570.79	Other Miscellaneous Revenues	1,105,264.11	Added and Omitted Taxes	344,636.42
PUBLIC SAFETY		Total	21,056,586.21	Total Taxes Levied - ABSTRACT	17,580,168.07
Fire Protection	154,245.01	Prior Years Surplus Appropriated	550,000.00	Total Taxes Billed	17,628,013.80
Police Protection	1,176,530.45	REVENUES TOTAL	21,606,586.21	1984 TAXES COLLECTED	16,783,824.81
Civil Defense & Disaster Control		Reserve For Uncollected Taxes	1,214,000.00	1984 Taxes Cancelled, Abated or Adjusted	33,374.52
Environmental Inspection & Control	114,452.18	CAPITAL OUTLAY TOTAL	134,348.99	Transfer to Tax Title Liens or Foreclosed	50,626.58
Other Public Safety				Balance Outstanding Dec. 31, 1984	760,187.89
PUBLIC WORKS				PRIOR YEARS TAXES OUTSTANDING	
Streets and Drainage	91,000.00	Public Enterprises		Balance January 1, 1984	896,286.20
Sewers and Sewage Processing		Recreation—Culture		Collected in 1984	782,947.92
Garbage and Trash Disposal	2,461.44	Public Works	47,468.25	Cancelled, Abated or Adjusted 1984	
Public Buildings and Grounds	75,500.00	Buildings and Grounds	36,880.74	Transfers to Tax Title Liens or Foreclosed	12,658.78
Other Public Works	55,900.00	Library and Education		Balance December 31, 1984	100,679.50
HEALTH and WELFARE		Conservation		TAX TITLE LIENS OUTSTANDING	
Health Services Except Environmental	109,849.32	All Other		Balance January 1, 1984	95,250.58
Welfare-Public Assistance	12,025.00	CAPITAL DEBT AUTHORIZED, DECEMBER 31, 1984		Transfer From Taxes	65,185.49
Hospitals, Clinics, First Aid		ISSUED AND UNISSUED GROSS DEBT NET DEBT		Redeemed in 1984	51,859.22
Animal, Insect, & Rodent Control		School 11,596,000		Cancelled, Abated or Adjusted (1984)	
Other Welfare Services		Self-liquidating 6,032,000	6,032,000	Transfers to Foreclosed Property	
RECREATION and CONSERVATION		Other Total 17,628,000	6,032,000	Balance December 31, 1984	108,576.85
Beaches and Boardwalks		ISSUED AND OUTSTANDING		PROPERTY ACQUIRED BY DEED OR FORECLOSURE	
Parks, Playgrounds, Shade Trees	1,017.00	School 3,325,000.00		Balance January 1, 1984	120,925.00
Land Reclamation & Conservation	41,407.06	Self-Liquidating 6,032,000.00		Transfers From Taxes or Liens	
Other Recreational Services		Other Total 9,357,000.00		Sale for Cash (1984)	
EDUCATION (excluding schools)		EQUALIZED VALUATION BASIS FOR NET DEBT COMPUTATION	670,084,476	Cancelled, Abated or Adjusted (1984)	
Libraries	28,200.00	REAL PROPERTY VALUATIONS		Balance December 31, 1984	120,925.00
Other Educational Services	400.00	Code Class # of Parcels % VAL'N ASSESSED VALUATION		CURRENT FINANCES DECEMBER 31, 1984	
STATUTORY EXPENDITURES		1 Vacant Land 1469 5.06 36,267,200.00		ASSETS	
Pensions & F. I. C. A.	1,031,217.82	2 Residential 6523 76.69 549,109,900.00		Cash Dec. 31, 1984	2,681,839.73
Employee Fringe Benefits	131,744.00	3 Farm 592 3.93 28,158,700.00		Taxes Receivable	860,867.39
Other Statutory Expenditures	13,546.00	4a Commercial 179 7.10 50,848,900.00		Tax Title Liens	108,576.85
CETA And Other Public Employment Programs		4b Industrial 39 4.50 32,223,300.00		Foreclosed Property	120,925.00
MUNICIPAL FUNCTIONS TOTAL	3,873,107.83	4c Apartments 10 2.71 19,428,100.00		Emergencies & Other Deferred Charges	92,267.46
CAPITAL IMPROVEMENTS *MEMO*	71,500.00	Total 8812 716,036,100.00		State and Federal Aid Receivable	6,294.05
DEBT SERVICE		Land Area 54.80 Sq. Miles		Other Receivables	60,649.23
Principal Payments	870,000.00	Net Valuation Taxable-Municipal	727,111,099	Total	3,931,419.71
Interest Payments	312,002.50	Net Valuation Taxable-County	703,310,104	LIABILITIES, RESERVES, AND SURPLUS	
DEFERRED CHARGES	52,772.37	State Equalized Valuation	733,108,471	Cash Liabilities	719,887.35
SCHOOL, COUNTY, SPECIAL DISTRICT TAXES	14,772,049.85	State Equalization Ratio 99.17		Reserves for Receivables	1,151,018.47
RESERVE FOR UNCOLLECTED TAXES	1,214,000.00			Surplus Dec. 31, 1984	2,060,513.89
EXPENDITURES TOTAL	21,093,932.55			Total	3,931,419.71

0227
 Population 1980 10,495
 Population 1984 10,370
 S & P Rating A+
 Moody Rating A

General Tax Rate Per \$100. 4.84
 State Equalized Tax Rate 2.52

HILLSDALE BOROUGH - BERGEN COUNTY
Form of Government:
Borough Council
Number of Members on Governing Body - 6

PER CAPITA:
 Gross Debt 516.65
 Net Debt 293.64
 Debt Service 32.56
 Total Tax Levy 969.30
 Municipal Expenditures 401.16

PER CENT:
 Gross Debt 1.48
 Net Debt .84
 Tax Levy Collected 98.23
 Tax Levy Cancelled, Abated or Adjusted .41

EXPENDITURES		REVENUES-REALIZED		1984 PROPERTY TAX	
GENERAL GOVERNMENT				STATE EQUALIZED TAX RATE → .96	
Governing Body & Public Boards		1984 Property Taxes Collected	9,842,605.84	Local District School Taxes	3,819,132.00
Municipal Clerk		1984 Payments in Lieu of Taxes		Regional & Consolidated School Tax	2,414,555.85
Financial Administration	32,231.00	Delinquent Tax & Lien Collections	157,058.59	School Taxes in Municipal Budget	
Assessment of Taxes	21,955.00	Business Personalty Replacement Taxes	83,860.52	County Taxes	1,389,331.05
Collection of Taxes	25,459.00	Taxes from Public Utilities	1,010,316.00	County Library Taxes	
Planning, Housing & Development	23,013.00	Other Miscellaneous Tax Revenues		Local Municipal Purpose Taxes	2,369,726.67
Human Resources	500.00	State Aid Revenues	107,001.94	Veteran & Senior Citizen Taxes	97,650.00
Elections	2,500.00	Federal Aid Revenues		Total Taxes for Rate Computation	10,090,395.57
General Administration (other)	357,800.00	State and Local Fiscal Assistance Act Utilized	98,439.45	Special District Taxes	
JUDICIARY		Sale of Acquired Property		Bank Corp. Taxes	33,047.64
Municipal Courts	25,270.00	Other Miscellaneous Revenues	303,314.36	Added and Omitted Taxes	25,796.03
PUBLIC SAFETY		Total	11,602,596.70	Total Taxes Levied - ABSTRACT	10,051,589.24
Fire Protection	177,470.00	Prior Years Surplus Appropriated	210,000.00	Total Taxes Billed	10,020,045.03
Police Protection	848,301.00	REVENUES TOTAL	11,812,596.70	1984 TAXES COLLECTED	9,842,605.84
Civil Defense & Disaster Control	5,365.00	Reserve For Uncollected Taxes	202,234.00	1984 Taxes Cancelled, Abated or Adjusted	41,096.24
Environmental Inspection & Control	22,079.00			Transfer to Tax Title Liens or Foreclosed	3,954.28
Other Public Safety				Balance Outstanding Dec. 31, 1984	132,388.67
PUBLIC WORKS		CAPITAL OUTLAY TOTAL	526,338.86	PRIOR YEARS TAXES OUTSTANDING	
Streets and Drainage	447,275.00	Public Enterprises	238,684.18	Balance January 1, 1984	159,220.82
Sewers and Sewage Processing	299,070.00	Recreation—Culture		Collected in 1984	148,952.30
Garbage and Trash Disposal	421,429.13	Public Works	204,644.68	Cancelled, Abated or Adjusted 1984	
Public Buildings and Grounds	116,300.00	Buildings and Grounds	77,250.00	Transfers to Tax Title Liens or Foreclosed	1,194.57
Other Public Works	14,500.00	Library and Education	5,760.00	Balance December 31, 1984	9,073.95
HEALTH and WELFARE		Conservation		TAX TITLE LIENS OUTSTANDING	
Health Services Except Environmental	41,733.00	All Other		Balance January 1, 1984	30,935.18
Welfare-Public Assistance	11,800.00			Transfer From Taxes	5,268.85
Hospitals, Clinics, First Aid		CAPITAL DEBT AUTHORIZED, DECEMBER 31, 1984		Redeemed in 1984	8,106.29
Animal, Insect, & Rodent Control		ISSUED AND UNISSUED		Cancelled, Abated or Adjusted (1984)	
Other Welfare Services	4,254.00	School	1,084,608	Transfers to Foreclosed Property	
RECREATION and CONSERVATION		Self-liquidating	1,228,000	Balance December 31, 1984	28,097.74
Beaches and Boardwalks		Other	3,045,000	PROPERTY ACQUIRED BY DEED OR FORECLOSURE	
Parks, Playgrounds, Shade Trees	121,925.00	Total	5,357,608	Balance January 1, 1984	16,855.00
Land Reclamation & Conservation	2,345.00			Transfers From Taxes or Liens	
Other Recreational Services	50,649.00	ISSUED AND OUTSTANDING		Sale for Cash (1984)	
EDUCATION (excluding schools)		School	1,084,608.99	Cancelled, Abated or Adjusted (1984)	
Libraries	131,540.00	Self-Liquidating	1,228,000.00	Balance December 31, 1984	16,855.00
Other Educational Services	655.00	Other	2,607,000.00	CURRENT FINANCES DECEMBER 31, 1984	
STATUTORY EXPENDITURES		Total	4,919,608.99	ASSETS	
Pensions & F. I. C. A.	225,807.56	EQUALIZED VALUATION BASIS		Cash Dec. 31, 1984	2,015,840.33
Employee Fringe Benefits	125,000.00	FOR NET DEBT COMPUTATION	361,716,222	Taxes Receivable	141,462.62
Other Statutory Expenditures		REAL PROPERTY VALUATIONS		Tax Title Liens	28,097.74
CETA And Other Public Employment Programs		Code Class # of Parcels % VAL'N		Foreclosed Property	16,855.00
MUNICIPAL FUNCTIONS TOTAL	3,556,725.69	1 Vacant Land 119 .90	1,818,200.00	Emergencies & Other Deferred Charges	1,132.43
CAPITAL IMPROVEMENTS *MEMO*	122,000.00	2 Residential 3077 89.76	180,600,020.00	State and Federal Aid Receivable	
DEBT SERVICE		3 Farm 5 .07	141,500.00	Other Receivables	17,892.21
Principal Payments	219,000.00	4a Commercial 99 8.08	16,262,700.00	Total	2,221,280.33
Interest Payments	118,686.25	4b Industrial 12 1.11	2,242,700.00	LIABILITIES, RESERVES, AND SURPLUS	
		4c Apartments 1 .07	143,000.00	Cash Liabilities	1,669,196.64
		Total 3313	201,208,120.00	Reserves for Receivables	204,307.57
DEFERRED CHARGES	63,384.64	Land Area 2.90 Sq. Miles		Surplus Dec. 31, 1984	347,776.12
SCHOOL, COUNTY, SPECIAL DISTRICT TAXES	7,623,018.90	Net Valuation Taxable-Municipal	206,607,038	Total	2,221,280.33
RESERVE FOR UNCOLLECTED TAXES	202,234.00	Net Valuation Taxable-County	367,856,773		
EXPENDITURES TOTAL	11,783,049.48	State Equalized Valuation	392,115,515		
		State Equalization Ratio	52.03		

2007
Population 1980 21,440
Population 1984 21,600
S & P Rating
Moody Rating AAA

General Tax Rate Per \$100. 4.49
State Equalized Tax Rate 3.09

HILLSIDE TOWNSHIP - UNION COUNTY
Form of Government:
Township Committee
Number of Members on Governing Body - 5

PER CAPITA:
Gross Debt 159.55
Net Debt 131.90
Debt Service 20.75
Total Tax Levy 651.47
Municipal Expenditures 480.10

PER CENT:
Gross Debt .81
Net Debt .67
Tax Levy Collected 96.99
Tax Levy Cancelled, Abated or Adjusted .33

EXPENDITURES		REVENUES-REALIZED		1984 PROPERTY TAX	
GENERAL GOVERNMENT		1984 Property Taxes Collected		STATE EQUALIZED TAX RATE	
Governing Body & Public Boards	500.00	13,622,856.41		Local District School Taxes	1.42 6,440,779.38
Municipal Clerk		1984 Payments in Lieu of Taxes		Regional & Consolidated School Tax	
Financial Administration	84,013.00	388,506.18		School Taxes in Municipal Budget	
Assessment of Taxes	44,914.00	974,390.28		County Taxes	.53 2,420,752.98
Collection of Taxes	61,770.00	1,601,965.00		County Library Taxes	
Planning, Housing & Development	4,500.00	Other Miscellaneous Tax Revenues		Local Municipal Purpose Taxes	1.14 5,169,311.12
Human Resources	240,642.00	561,347.28		Veteran & Senior Citizen Taxes	218,100.00
Elections	5,975.00	4,454.00		Total Taxes for Rate Computation	3.09 14,248,943.48
General Administration (other)	641,121.00	411,280.03		Special District Taxes	
JUDICIARY		State and Local Fiscal Assistance Act Utilized		Bank Corp. Taxes	26,160.81
Municipal Courts	66,241.00	980,789.93		Added and Omitted Taxes	14,657.24
PUBLIC SAFETY		Other Miscellaneous Revenues		Total Taxes Levied - ABSTRACT	14,071,661.53
Fire Protection	1,804,781.00	18,545,589.11		Total Taxes Billed	14,045,500.72
Police Protection	2,529,579.15	407,200.00		1984 TAXES COLLECTED	13,622,856.41
Civil Defense & Disaster Control	20,101.00	18,952,789.11		1984 Taxes Cancelled, Abated or Adjusted	45,937.44
Environmental Inspection & Control	100,940.00	427,500.00		Transfer to Tax Title Liens or Foreclosed	20,743.81
Other Public Safety	250.00	148,240.10		Balance Outstanding Dec. 31, 1984	355,963.06
PUBLIC WORKS		CAPITAL OUTLAY		PRIOR YEARS TAXES OUTSTANDING	
Streets and Drainage	686,608.50	2,839.06		Balance January 1, 1984	369,091.56
Sewers and Sewage Processing	253,935.00	8,016.50		Collected in 1984	364,404.70
Garbage and Trash Disposal	770,568.00	137,384.54		Cancelled, Abated or Adjusted 1984	
Public Buildings and Grounds	89,569.97	Public Enterprises		Transfers to Tax Title Liens or Foreclosed	4,039.33
Other Public Works	69,225.00	Recreation—Culture		Balance December 31, 1984	647.53
HEALTH and WELFARE		Public Works		TAX TITLE LIENS OUTSTANDING	
Health Services Except Environmental	69,190.00	Buildings and Grounds		Balance January 1, 1984	73,815.57
Welfare-Public Assistance	72,735.00	Library and Education		Transfer From Taxes	26,469.79
Hospitals, Clinics, First Aid		Conservation		Redeemed in 1984	24,101.48
Animal, Insect, & Rodent Control	7,750.00	All Other		Cancelled, Abated or Adjusted (1984)	9.00
Other Welfare Services	38,660.00	CAPITAL DEBT AUTHORIZED, DECEMBER 31, 1984		Transfers to Foreclosed Property	
RECREATION and CONSERVATION		ISSUED AND UNISSUED		Balance December 31, 1984	76,174.88
Beaches and Boardwalks		GROSS DEBT		PROPERTY ACQUIRED BY DEED OR FORECLOSURE	
Parks, Playgrounds, Shade Trees		NET DEBT		Balance January 1, 1984	72,100.00
Land Reclamation & Conservation		521,000		Transfers From Taxes or Liens	
Other Recreational Services	86,584.00	22,000		Sale for Cash (1984)	
EDUCATION (excluding schools)		2,903,291		Cancelled, Abated or Adjusted (1984)	
Libraries	217,000.00	2,848,991		Balance December 31, 1984	72,100.00
Other Educational Services		ISSUED AND OUTSTANDING		CURRENT FINANCES DECEMBER 31, 1984	
STATUTORY EXPENDITURES		SCHOOL		ASSETS	
Pensions & F. I. C. A.	953,212.00	521,000.00		Cash Dec. 31, 1984	967,064.79
Employee Fringe Benefits	459,592.00	22,000.00		Taxes Receivable	356,610.59
Other Statutory Expenditures	10,000.00	2,043,095.00		Tax Title Liens	76,174.88
CETA And Other Public Employment Programs		2,586,095.00		Foreclosed Property	72,100.00
MUNICIPAL FUNCTIONS		EQUALIZED VALUATION BASIS		Emergencies & Other Deferred Charges	94,627.00
CAPITAL IMPROVEMENTS	5,000.00	FOR NET DEBT COMPUTATION		State and Federal Aid Receivable	
DEBT SERVICE		REAL PROPERTY VALUATIONS		Other Receivables	121,560.57
Principal Payments	288,300.00	Code Class # of Parcels % VAL'N		Total	1,688,137.83
Interest Payments	159,948.78	ASSESSED VALUATION		LIABILITIES, RESERVES, AND SURPLUS	
DEFERRED CHARGES		1 Vacant Land 198 1.11		Cash Liabilities	399,149.04
SCHOOL, COUNTY, SPECIAL DISTRICT TAXES	8,861,532.36	2 Residential 5484 65.30		Reserves for Receivables	604,366.82
RESERVE FOR UNCOLLECTED TAXES	427,500.00	3 Farm		Surplus Dec. 31, 1984	684,621.97
EXPENDITURES	19,231,587.96	4a Commercial 272 7.98		Total	1,688,137.83
		4b Industrial 175 24.43			
		4c Apartments 17 1.18			
		Total 6146			
		Land Area 2.70 Sq. Miles			
		Net Valuation Taxable-Municipal			
		Net Valuation Taxable-County			
		State Equalized Valuation			
		State Equalization Ratio			

General Tax Rate Per \$100.	16.56
State Equalized Tax Rate	3.82

Number of Members on Governing Body – 9

Gross Debt	4.71
Net Debt	.39
Tax Levy Collected	90.04
Tax Levy Cancelled, Abated or Adjusted	

1984/3000

*Includes County Health Service Taxes or County Vocational School Taxes. See Table 13.

0228

Population 1980 4,129
 Population 1984 4,107
 S & P Rating
 Moody Rating A1

General Tax Rate Per \$100.

1.81

State Equalized Tax Rate

1.77

HO-HO-KUS BOROUGH - BERGEN COUNTY

Form of Government:

Borough Council

Number of Members on Governing Body - 6

PER CAPITA:

Gross Debt 920.16
 Net Debt 753.37
 Debt Service 107.06
 Total Tax Levy 1,125.79
 Municipal Expenditures 593.16

PER CENT:

Gross Debt 1.57
 Net Debt 1.28
 Tax Levy Collected 97.73
 Tax Levy Cancelled, Abated or Adjusted .24

EXPENDITURES		REVENUES-REALIZED		1984 PROPERTY TAX	
GENERAL GOVERNMENT				STATE EQUALIZED TAX RATE \rightarrow .86	
Governing Body & Public Boards		1984 Property Taxes Collected		Local District School Taxes	2,254,790.64
Municipal Clerk		4,533,896.16		Regional & Consolidated School Tax	
Financial Administration	7,650.00	1984 Payments in Lieu of Taxes		School Taxes in Municipal Budget	
Assessment of Taxes	12,570.00	94,881.18		County Taxes	921,998.54
Collection of Taxes	29,000.00	Delinquent Tax & Lien Collections		County Library Taxes	
Planning, Housing & Development	10,300.00	33,544.96		Local Municipal Purpose Taxes	1,414,726.74
Human Resources		Business Personality Replacement Taxes		Veteran & Senior Citizen Taxes	25,350.00
Elections		320,688.00		Total Taxes for Rate Computation	4,616,865.92
General Administration (other)	189,240.00	Taxes from Public Utilities		Special District Taxes	
JUDICIARY		Other Miscellaneous Tax Revenues		Bank Corp. Taxes	8,694.79
Municipal Courts	23,270.00	State Aid Revenues		Added and Omitted Taxes	23,411.75
PUBLIC SAFETY		Federal Aid Revenues		Total Taxes Levied - ABSTRACT	4,623,622.46
Fire Protection	31,800.00	State and Local Fiscal Assistance Act Utilized		Total Taxes Billed	4,639,319.59
Police Protection	502,563.35	Sale of Acquired Property		1984 TAXES COLLECTED	4,533,896.16
Civil Defense & Disaster Control	250.00	Other Miscellaneous Revenues		1984 Taxes Cancelled, Abated or Adjusted	11,328.22
Environmental Inspection & Control	32,700.00	407,677.89		Transfer to Tax Title Liens or Foreclosed	1,309.61
Other Public Safety		Total		Balance Outstanding Dec. 31, 1984	92,785.60
PUBLIC WORKS		Prior Years Surplus Appropriated		PRIOR YEARS TAXES OUTSTANDING	
Streets and Drainage	243,630.00	REVENUES		Balance January 1, 1984	94,882.92
Sewers and Sewage Processing	439,528.00	Reserve For Uncollected Taxes		Collected in 1984	94,881.18
Garbage and Trash Disposal		CAPITAL OUTLAY		Cancelled, Abated or Adjusted 1984	1.74
Public Buildings and Grounds	66,610.00	TOTAL		Transfers to Tax Title Liens or Foreclosed	
Other Public Works		347,550.95		Balance December 31, 1984	
HEALTH and WELFARE		Public Enterprises		TAX TITLE LIENS OUTSTANDING	
Health Services Except Environmental	16,040.00	Recreation—Culture		Balance January 1, 1984	2,875.30
Welfare-Public Assistance	1,180.00	Public Works		Transfer From Taxes	1,309.61
Hospitals, Clinics, First Aid		Buildings and Grounds		Redeemed in 1984	
Animal, Insect, & Rodent Control		Library and Education		Cancelled, Abated or Adjusted (1984)	
Other Welfare Services		Conservation		Transfers to Foreclosed Property	
RECREATION and CONSERVATION		All Other		Balance December 31, 1984	4,184.91
Beaches and Boardwalks		CAPITAL DEBT AUTHORIZED, DECEMBER 31, 1984		PROPERTY ACQUIRED BY DEED OR	
Parks, Playgrounds, Shade Trees	27,909.00	ISSUED AND UNISSUED		FORECLOSURE	
Land Reclamation & Conservation		GROSS DEBT		Balance January 1, 1984	40,200.00
Other Recreational Services		NET DEBT		Transfers From Taxes or Liens	
EDUCATION (excluding schools)		SCHOOL		Sale for Cash (1984)	
Libraries		Self-Liquidating		Cancelled, Abated or Adjusted (1984)	
Other Educational Services		Other		Balance December 31, 1984	40,200.00
STATUTORY EXPENDITURES		Total		CURRENT FINANCES DECEMBER 31, 1984	
Pensions & F. I. C. A.	128,000.00	ISSUED AND OUTSTANDING		ASSETS	
Employee Fringe Benefits	41,000.00	SCHOOL		Cash Dec. 31, 1984	1,372,535.12
Other Statutory Expenditures	100.00	Self-Liquidating		Taxes Receivable	92,785.60
CETA And Other Public Employment Programs		Other		Tax Title Liens	4,184.91
MUNICIPAL FUNCTIONS		Total		Foreclosed Property	40,200.00
CAPITAL IMPROVEMENTS	5,000.00	EQUALIZED VALUATION BASIS		Emergencies & Other Deferred Charges	
DEBT SERVICE		FOR NET DEBT COMPUTATION		State and Federal Aid Receivable	
Principal Payments	263,900.00	REAL PROPERTY VALUATIONS		Other Receivables	25,658.61
Interest Payments	175,792.50	Code Class # of Parcels % VAL'N		Total	1,535,364.24
DEFERRED CHARGES		ASSESSED VALUATION		LIABILITIES, RESERVES, AND SURPLUS	
SCHOOL, COUNTY, SPECIAL DISTRICT TAXES	3,176,789.18	1 Vacant Land 88 1.98		Cash Liabilities	356,313.66
RESERVE FOR UNCOLLECTED TAXES	133,964.28	2 Residential 1371 92.76		Reserves for Receivables	162,829.12
EXPENDITURES	5,612,886.31	3 Farm		Surplus Dec. 31, 1984	1,016,221.46
		4a Commercial 34 5.25		Total	1,535,364.24
		4b Industrial			
		4c Apartments			
		Total 1493			
		Land Area 1.80 Sq. Miles			
		Net Valuation Taxable-Municipal			
		Net Valuation Taxable-County			
		State Equalized Valuation			
		State Equalization Ratio			

1015

Population 1980 4,593
 Population 1984 4,606
 S & P Rating
 Moody Rating

General Tax Rate Per \$100.
 1.05
 State Equalized Tax Rate
 .65

HOLLAND TOWNSHIP - HUNTERDON CO.**Form of Government:****Township Committee****Number of Members on Governing Body - 3****PER CAPITA:**

Gross Debt 377.59
 Net Debt
 Debt Service
 Total Tax Levy 238.01
 Municipal Expenditures 887.41

PER CENT:

Gross Debt 1.16
 Net Debt
 Tax Levy Collected 95.58
 Tax Levy Cancelled, Abated
 or Adjusted .14

EXPENDITURES		REVENUES-REALIZED		1984 PROPERTY TAX	
GENERAL GOVERNMENT				STATE EQUALIZED TAX RATE →	
Governing Body & Public Boards		1984 Property Taxes Collected	1,051,484.71	Local District School Taxes	
Municipal Clerk		1984 Payments in Lieu of Taxes		Regional & Consolidated School Tax .19	322,346.49
Financial Administration	17,000.00	Delinquent Tax & Lien Collections	48,970.74	School Taxes in Municipal Budget	
Assessment of Taxes	14,200.00	Business Personalty Replacement Taxes	51,415.48	County Taxes .43	707,079.50
Collection of Taxes	14,600.00	Taxes from Public Utilities	3,208,331.00	County Library Taxes .03	44,789.13
Planning, Housing & Development	37,600.00	Other Miscellaneous Tax Revenues		Local Municipal Purpose Taxes	
Human Resources		State Aid Revenues		Veteran & Senior Citizen Taxes	55,850.00
Elections	1,500.00	Federal Aid Revenues		Total Taxes for Rate Computation .65	1,130,065.12
General Administration (other)	182,000.00	State and Local Fiscal Assistance Act Utilized	74,922.80	Special District Taxes	
JUDICIARY		Sale of Acquired Property		Bank Corp. Taxes	3,116.00
Municipal Courts	7,800.00	Other Miscellaneous Revenues	1,082,908.42	Added and Omitted Taxes	18,923.75
PUBLIC SAFETY		Total	5,518,033.15	Total Taxes Levied - ABSTRACT	1,096,254.87
Fire Protection	59,700.00	Prior Years Surplus Appropriated	622,475.00	Total Taxes Billed	1,100,070.21
Police Protection	196,015.00	REVENUES TOTAL	6,140,508.15	1984 TAXES COLLECTED	1,051,484.71
Civil Defense & Disaster Control	9,950.00	Reserve For Uncollected Taxes	110,000.00	1984 Taxes Cancelled, Abated or Adjusted	1,511.90
Environmental Inspection & Control		CAPITAL OUTLAY TOTAL		Transfer to Tax Title Liens or Foreclosed	3,476.55
Other Public Safety				Balance Outstanding Dec. 31, 1984	43,597.05
PUBLIC WORKS				PRIOR YEARS TAXES OUTSTANDING	
Streets and Drainage	568,100.00	Public Enterprises		Balance January 1, 1984	46,559.10
Sewers and Sewage Processing	7,800.00	Recreation—Culture		Collected in 1984	46,172.91
Garbage and Trash Disposal		Public Works		Cancelled, Abated or Adjusted 1984	159.16
Public Buildings and Grounds	75,909.00	Buildings and Grounds		Transfers to Tax Title Liens or Foreclosed	
Other Public Works	101,898.80	Library and Education		Balance December 31, 1984	227.03
HEALTH and WELFARE		Conservation		TAX TITLE LIENS OUTSTANDING	
Health Services Except Environmental	40,550.00	All Other		Balance January 1, 1984	20,495.33
Welfare-Public Assistance	4,700.00	CAPITAL DEBT AUTHORIZED, DECEMBER 31, 1984		Transfer From Taxes	3,476.55
Hospitals, Clinics, First Aid		ISSUED AND UNISSUED GROSS DEBT		Redeemed in 1984	2,797.83
Animal, Insect, & Rodent Control	2,100.00	School 1,248,183		Cancelled, Abated or Adjusted (1984)	
Other Welfare Services		Self-Liquidating 491,000		Transfers to Foreclosed Property	
RECREATION and CONSERVATION		Other		Balance December 31, 1984	21,174.05
Beaches and Boardwalks		Total 1,739,183		PROPERTY ACQUIRED BY DEED OR	
Parks, Playgrounds, Shade Trees	18,450.00	ISSUED AND OUTSTANDING		FORECLOSURE	
Land Reclamation & Conservation	9,350.00	School	1,246,460.42	Balance January 1, 1984	
Other Recreational Services	3,074.00	Self-Liquidating	491,000.00	Transfers From Taxes or Liens	
EDUCATION (excluding schools)		Other		Sale for Cash (1984)	
Libraries	16,350.00	Total	1,737,460.42	Cancelled, Abated or Adjusted (1984)	
Other Educational Services	2,495,163.22	EQUALIZED VALUATION BASIS		Balance December 31, 1984	
STATUTORY EXPENDITURES		FOR NET DEBT COMPUTATION	149,455,095	CURRENT FINANCES DECEMBER 31, 1984	
Pensions & F. I. C. A.	56,259.00	REAL PROPERTY VALUATIONS		ASSETS	
Employee Fringe Benefits	29,500.00	Code Class # of Parcels % VAL'N		Cash Dec. 31, 1984	12,539,251.86
Other Statutory Expenditures	7,827.00	1 Vacant Land 291 4.44	4,494,060.00	Taxes Receivable	43,824.08
CETA And Other Public Employment Programs		2 Residential 1374 75.84	76,731,105.00	Tax Title Liens	21,174.05
MUNICIPAL FUNCTIONS TOTAL	3,977,396.02	3 Farm 321 6.97	7,051,686.00	Foreclosed Property	
CAPITAL IMPROVEMENTS *MEMO*		4a Commercial 17 2.05	2,071,000.00	Emergencies & Other Deferred Charges	
DEBT SERVICE		4b Industrial 9 10.60	10,724,100.00	State and Federal Aid Receivable	
Principal Payments		4c Apartments 1 .10	99,900.00	Other Receivables	17,859.09
Interest Payments		Total 2013	101,171,851.00	Total	12,622,109.08
DEFERRED CHARGES		Land Area 22.70 Sq. Miles		LIABILITIES, RESERVES, AND SURPLUS	
SCHOOL, COUNTY, SPECIAL DISTRICT TAXES	1,074,215.12	Net Valuation Taxable-Municipal	102,986,111	Cash Liabilities	1,935,991.25
RESERVE FOR UNCOLLECTED TAXES	110,000.00	Net Valuation Taxable-County	155,301,209	Reserves for Receivables	82,857.22
EXPENDITURES TOTAL	5,161,611.14	State Equalized Valuation	165,166,154	Surplus Dec. 31, 1984	10,603,260.61
		State Equalization Ratio	61.94	Total	12,622,109.08

1318
Population 1980 8,447
Population 1984 9,009
S & P Rating
Moody Rating A1

General Tax Rate Per \$100. 2.86
State Equalized Tax Rate 1.26

HOLMDEL TOWNSHIP - MONMOUTH CO.
Form of Government:
Township Committee
Number of Members on Governing Body - 5

PER CAPITA:
Gross Debt 1, . . . 1.92
Net Debt .854 . . . 1.20
Debt Service .5
Total Tax Levy 1,35 . . . 97.72
Municipal Expenditures 582.23
PER CENT:
Gross Debt 1.92
Net Debt 1.20
Tax Levy Collected 97.72
Tax Levy Cancelled, Abated or Adjusted

EXPENDITURES		REVENUES-REALIZED		1984 PROPERTY TAX	
GENERAL GOVERNMENT				STATE EQUALIZED TAX RATE .85	
Governing Body & Public Boards	11,800.00	1984 Property Taxes Collected	11,883,843.14	Local District School Taxes	8,030,048.00
Municipal Clerk	82,000.00	1984 Payments in Lieu of Taxes		Regional & Consolidated School Tax	
Financial Administration	97,745.00	Delinquent Tax & Lien Collections	429,677.67	School Taxes in Municipal Budget	
Assessment of Taxes	44,251.00	Business Personalty Replacement Taxes	411,621.44	County Taxes	3,413,630.70
Collection of Taxes	39,354.00	Taxes from Public Utilities	887,899.00	County Library Taxes	130,184.06
Planning, Housing & Development	141,000.00	Other Miscellaneous Tax Revenues	1,462,646.33	Local Municipal Purpose Taxes	375,553.00
Human Resources	12,500.00	State Aid Revenues	44,864.12	Veteran & Senior Citizen Taxes	42,900.00
Elections	3,250.00	Federal Aid Revenues	54,447.00	Total Taxes for Rate Computation	11,992,315.76
General Administration (other)	881,805.00	State and Local Fiscal Assistance Act Utilized		Special District Taxes	
JUDICIARY		Sale of Acquired Property		Bank Corp. Taxes	17,727.84
Municipal Courts	75,760.00	Other Miscellaneous Revenues		Added and Omitted Taxes	211,618.40
PUBLIC SAFETY		Total	1,560,503.12	Total Taxes Levied - ABSTRACT	12,178,762.00
Fire Protection	325,400.00	Prior Years Surplus Appropriated	1,600,000.00	Total Taxes Billed	12,161,034.16
Police Protection	913,550.00	REVENUES TOTAL	18,335,501.82	1984 TAXES COLLECTED	11,883,843.14
Civil Defense & Disaster Control	250.00	Reserve For Uncollected Taxes	378,169.00	1984 Taxes Cancelled, Abated or Adjusted	
Environmental Inspection & Control	77,900.00	CAPITAL OUTLAY TOTAL	260,226.80	Transfer to Tax Title Liens or Foreclosed Balance Outstanding Dec. 31, 1984	277,191.02
Other Public Safety				PRIOR YEARS TAXES OUTSTANDING	
PUBLIC WORKS				Balance January 1, 1984	329,291.64
Streets and Drainage	534,550.00	Public Enterprises	128,491.53	Collected in 1984	315,896.54
Sewers and Sewage Processing	1,200.00	Recreation—Culture	1,253.15	Cancelled, Abated or Adjusted 1984	
Garbage and Trash Disposal	13,750.00	Public Works	101,620.84	Transfers to Tax Title Liens or Foreclosed Balance December 31, 1984	13,395.10
Public Buildings and Grounds	82,775.00	Buildings and Grounds	28,861.28	TAX TITLE LIENS OUTSTANDING	
Other Public Works	99,320.00	Library and Education		Balance January 1, 1984	156,692.38
HEALTH and WELFARE		Conservation		Transfer From Taxes	
Health Services Except Environmental	49,995.00	All Other		Redeemed in 1984	113,781.13
Welfare-Public Assistance	8,925.00	CAPITAL DEBT AUTHORIZED, DECEMBER 31, 1984		Cancelled, Abated or Adjusted (1984)	
Hospitals, Clinics, First Aid		ISSUED AND UNISSUED		Transfers to Foreclosed Property	
Animal, Insect, & Rodent Control		School	4,355,000	Balance December 31, 1984	42,911.25
Other Welfare Services		Self-Liquidating	1,033,750	PROPERTY ACQUIRED BY DEED OR FORECLOSURE	
RECREATION and CONSERVATION		Other	7,358,799	Balance January 1, 1984	15,350.00
Beaches and Boardwalks		Total	12,747,549	Transfers From Taxes or Liens	
Parks, Playgrounds, Shade Trees	45,050.00	ISSUED AND OUTSTANDING		Sale for Cash (1984)	
Land Reclamation & Conservation	250.00	School	4,355,000.00	Cancelled, Abated or Adjusted (1984)	
Other Recreational Services	20,250.00	Self-Liquidating	945,000.00	Balance December 31, 1984	15,350.00
EDUCATION (excluding schools)		Other	7,221,000.00	CURRENT FINANCES DECEMBER 31, 1984	
Libraries	5,890.00	Total	12,521,000.00	ASSETS	
Other Educational Services	1,600.00	EQUALIZED VALUATION BASIS FOR NET DEBT COMPUTATION	665,381,533	Cash Dec. 31, 1984	5,847,675.71
STATUTORY EXPENDITURES		REAL PROPERTY VALUATIONS		Taxes Receivable	290,586.12
Pensions & F. I. C. A.	227,000.82	Code Class # of Parcels % VAL'N		Tax Title Liens	42,911.25
Employee Fringe Benefits	107,600.00	1 Vacant Land 488 4.17	16,902,655.00	Foreclosed Property	15,350.00
Other Statutory Expenditures		2 Residential 2337 54.13	219,524,275.00	Emergencies & Other Deferred Charges	106,100.00
CETA And Other Public Employment Programs		3 Farm 199 1.93	7,792,893.00	State and Federal Aid Receivable	
MUNICIPAL FUNCTIONS		4a Commercial 62 8.71	35,328,740.00	Other Receivables	357,938.15
CAPITAL IMPROVEMENTS *MEMO*	25,000.00	4b Industrial 13 31.07	125,977,210.00	Total	6,660,561.23
DEBT SERVICE		4c Apartments		LIABILITIES, RESERVES, AND SURPLUS	
Principal Payments	227,000.00	Total 3099	405,525,773.00	Cash Liabilities	3,357,460.18
Interest Payments	701,392.60	Land Area 17.90 Sq. Miles		Reserves for Receivables	706,785.52
DEFERRED CHARGES		Net Valuation Taxable-Municipal	417,280,411	Surplus Dec. 31, 1984	2,596,315.53
SCHOOL, COUNTY, SPECIAL DISTRICT TAXES	11,573,862.76	Net Valuation Taxable-County	641,713,918	Total	6,660,561.23
RESERVE FOR UNCOLLECTED TAXES	378,169.00	State Equalized Valuation	928,818,801		
EXPENDITURES TOTAL	16,819,145.18	State Equalization Ratio	44.22		

1912

Population 1980 15,531
 Population 1984 15,298
 S & P Rating
 Moody Rating AAA

General Tax Rate Per \$100.

3.68

State Equalized Tax Rate

2.46

HOPATCONG BOROUGH - SUSSEX COUNTY**Form of Government:****Borough Council****Number of Members on Governing Body - 6**

PER CAPITA:

Gross Debt 572.49
 Net Debt 222.58
 Debt Service 30.75
 Total Tax Levy 626.21
 Municipal Expenditures 287.10

PER CENT:

Gross Debt 2.40
 Net Debt .93
 Tax Levy Collected 96.50
 Tax Levy Cancelled, Abated or Adjusted .03

EXPENDITURES		REVENUES-REALIZED		1984 PROPERTY TAX	
GENERAL GOVERNMENT				STATE EQUALIZED TAX RATE 1.38	
Governing Body & Public Boards		1984 Property Taxes Collected	9,246,949.44	Local District School Taxes	5,363,415.50
Municipal Clerk		1984 Payments in Lieu of Taxes		Regional & Consolidated School Tax	
Financial Administration	68,600.00	Delinquent Tax & Lien Collections	275,195.53	School Taxes in Municipal Budget	
Assessment of Taxes	63,000.00	Business Personalty Replacement Taxes	21,248.00	County Taxes	* 2,096,077.97
Collection of Taxes	68,800.00	Taxes from Public Utilities	433,993.00	County Library Taxes	.03 124,738.42
Planning, Housing & Development	10,759.00	Other Miscellaneous Tax Revenues		Local Municipal Purpose Taxes	.50 1,961,810.85
Human Resources		State Aid Revenues	151,608.69	Veteran & Senior Citizen Taxes	142,650.00
Elections	3,892.06	Federal Aid Revenues		Total Taxes for Rate Computation	2.45 9,688,692.74
General Administration (other)	371,050.00	State and Local Fiscal Assistance Act Utilized	194,932.59	Special District Taxes	
JUDICIARY		Sale of Acquired Property		Bank Corp. Taxes	5,882.76
Municipal Courts	66,250.00	Other Miscellaneous Revenues	749,115.17	Added and Omitted Taxes	27,848.98
PUBLIC SAFETY		Total	11,073,042.42	Total Taxes Levied - ABSTRACT	9,579,774.48
Fire Protection	127,000.00	Prior Years Surplus Appropriated	750,000.00	Total Taxes Billed	9,582,325.91
Police Protection	830,499.81	REVENUES TOTAL	11,823,042.42	1984 TAXES COLLECTED	9,246,949.44
Civil Defense & Disaster Control		Reserve For Uncollected Taxes	478,580.54	1984 Taxes Cancelled, Abated or Adjusted	2,436.00
Environmental Inspection & Control	202,844.00	CAPITAL OUTLAY TOTAL	628,591.47	Transfer to Tax Title Liens or Foreclosed	43,632.84
Other Public Safety				Balance Outstanding Dec. 31, 1984	289,307.63
PUBLIC WORKS				PRIOR YEARS TAXES OUTSTANDING	
Streets and Drainage	419,140.52	Public Enterprises		Balance January 1, 1984	271,498.71
Sewers and Sewage Processing		Recreation—Culture	18,972.04	Collected in 1984	265,595.71
Garbage and Trash Disposal	19,950.00	Public Works	593,351.62	Cancelled, Abated or Adjusted 1984	323.19
Public Buildings and Grounds	160,600.00	Buildings and Grounds	16,267.81	Transfers to Tax Title Liens or Foreclosed	5,097.21
Other Public Works	462,637.13	Library and Education		Balance December 31, 1984	482.60
HEALTH and WELFARE		Conservation		TAX TITLE LIENS OUTSTANDING	
Health Services Except Environmental	36,284.00	All Other		Balance January 1, 1984	273,130.93
Welfare-Public Assistance	9,500.00	CAPITAL DEBT AUTHORIZED, DECEMBER 31, 1984		Transfer From Taxes	49,542.33
Hospitals, Clinics, First Aid		ISSUED AND UNISSUED		Redeemed in 1984	9,599.82
Animal, Insect, & Rodent Control	13,557.94	School	5,298,000	Cancelled, Abated or Adjusted (1984)	301.45
Other Welfare Services		Self-liquidating		Transfers to Foreclosed Property	8,638.91
RECREATION and CONSERVATION		Other	3,460,024	Balance December 31, 1984	304,133.08
Beaches and Boardwalks		Total	8,758,024	PROPERTY ACQUIRED BY DEED OR FORECLOSURE	
Parks, Playgrounds, Shade Trees	5,000.00	ISSUED AND OUTSTANDING		Balance January 1, 1984	1,113,219.34
Land Reclamation & Conservation	1,800.00	School	5,298,000.00	Transfers From Taxes or Liens	8,638.91
Other Recreational Services	28,988.00	Self-liquidating		Sale for Cash (1984)	24,818.15
EDUCATION (excluding schools)		Other	2,909,862.86	Cancelled, Abated or Adjusted (1984)	
Libraries		Total	8,207,862.86	Balance December 31, 1984	1,097,040.10
Other Educational Services		EQUALIZED VALUATION BASIS		CURRENT FINANCES DECEMBER 31, 1984	
STATUTORY EXPENDITURES		FOR NET DEBT COMPUTATION	365,539,783	ASSETS	
Pensions & F. I. C. A.	260,727.00	REAL PROPERTY VALUATIONS		Cash Dec. 31, 1984	1,055,223.48
Employee Fringe Benefits	116,900.00	Code Class # of Parcels % VAL'N		Taxes Receivable	289,790.23
Other Statutory Expenditures	74,000.00	1 Vacant Land 2893 3.74	9,657,710.00	Tax Title Liens	304,133.08
CETA And Other Public Employment Programs		2 Residential 5806 92.88	239,704,590.00	Foreclosed Property	1,097,040.10
MUNICIPAL FUNCTIONS		3 Farm 7 .04	107,740.00	Emergencies & Other Deferred Charges	135,105.87
TOTAL	3,421,779.46	4a Commercial 68 2.94	7,583,850.00	State and Federal Aid Receivable	28,069.74
CAPITAL IMPROVEMENTS		4b Industrial		Other Receivables	50,389.48
MEMO	25,709.72	4c Apartments 4 .40	1,035,700.00	Total	2,959,751.98
DEBT SERVICE		Total	258,089,590.00	LIABILITIES, RESERVES, AND SURPLUS	
Principal Payments	332,475.91	Land Area 10.80 Sq. Miles		Cash Liabilities	291,726.94
Interest Payments	137,956.50	Net Valuation Taxable-Municipal	259,632,525	Reserves for Receivables	1,741,352.89
DEFERRED CHARGES		Net Valuation Taxable-County	367,655,092	Surplus Dec. 31, 1984	926,672.15
SCHOOL, COUNTY, SPECIAL DISTRICT TAXES	21,303.16	State Equalized Valuation	388,367,860	Total	2,959,751.98
RESERVE FOR UNCOLLECTED TAXES	7,584,231.89	State Equalization Ratio	66.72		
EXPENDITURES					
TOTAL	11,976,327.46				

1984/3000

2111
Population 1980 1,468
Population 1984 1,567
S & P Rating
Moody Rating

General Tax Rate Per \$100. 3.33
State Equalized Tax Rate 2.14

HOPE TOWNSHIP - WARREN COUNTY
Form of Government:
Township Committee
Number of Members on Governing Body - 3

PER CAPITA:
Gross Debt 44.67
Net Debt
Debt Service
Total Tax Levy 771.10
Municipal Expenditures 277.44
PER CENT:
Gross Debt .14
Net Debt
Tax Levy Collected 91.01
Tax Levy Cancelled, Abated or Adjusted .30

EXPENDITURES		REVENUES-REALIZED		1984 PROPERTY TAX	
GENERAL GOVERNMENT				STATE EQUALIZED TAX RATE	
Governing Body & Public Boards		1984 Property Taxes Collected	1,092,409.37	Local District School Taxes 1.44	793,784.00
Municipal Clerk		1984 Payments in Lieu of Taxes		Regional & Consolidated School Tax	
Financial Administration	10,420.00	Delinquent Tax & Lien Collections	86,966.68	School Taxes in Municipal Budget	
Assessment of Taxes	8,469.00	Business Personalty Replacement Taxes	20,175.84	County Taxes .64 *	349,062.94
Collection of Taxes	6,440.00	Taxes from Public Utilities	120,927.00	County Library Taxes .03	17,377.29
Planning, Housing & Development	19,505.00	Other Miscellaneous Tax Revenues		Local Municipal Purpose Taxes .03	14,000.00
Human Resources		State Aid Revenues	8,055.99	Veteran & Senior Citizen Taxes	15,400.00
Elections	389.30	Federal Aid Revenues		Total Taxes for Rate Computation 2.14	1,189,624.23
General Administration (other)	57,667.00	State and Local Fiscal Assistance Act Utilized	10,049.00	Special District Taxes	
JUDICIARY		Sale of Acquired Property		Bank Corp. Taxes	11,112.84
Municipal Courts	25,929.92	Other Miscellaneous Revenues	106,193.67	Added and Omitted Taxes	22,973.59
PUBLIC SAFETY		Total	1,444,777.55	Total Taxes Levied - ABSTRACT	1,208,310.66
Fire Protection	19,483.59	Prior Years Surplus Appropriated	121,000.00	Total Taxes Billed	1,200,312.65
Police Protection	4,200.00	REVENUES TOTAL	1,565,777.55	1984 TAXES COLLECTED	1,092,409.37
Civil Defense & Disaster Control		Reserve For Uncollected Taxes	106,979.59	1984 Taxes Cancelled, Abated or Adjusted	3,588.44
Environmental Inspection & Control	9,656.00	CAPITAL OUTLAY TOTAL	9,542.77	Transfer to Tax Title Liens or Foreclosed	6,808.19
Other Public Safety				Balance Outstanding Dec. 31, 1984	97,506.65
PUBLIC WORKS				PRIOR YEARS TAXES OUTSTANDING	
Streets and Drainage	103,378.00	Public Enterprises		Balance January 1, 1984	111,287.21
Sewers and Sewage Processing		Recreation—Culture		Collected in 1984	86,966.68
Garbage and Trash Disposal	24,600.00	Public Works	699.00	Cancelled, Abated or Adjusted 1984	239.46
Public Buildings and Grounds	6,550.00	Buildings and Grounds	8,843.77	Transfers to Tax Title Liens or Foreclosed	1,574.23
Other Public Works		Library and Education		Balance December 31, 1984	22,506.84
HEALTH and WELFARE		Conservation		TAX TITLE LIENS OUTSTANDING	
Health Services Except Environmental	60.00	All Other		Balance January 1, 1984	13,847.58
Welfare-Public Assistance		CAPITAL DEBT AUTHORIZED, DECEMBER 31, 1984		Transfer From Taxes	9,499.97
Hospitals, Clinics, First Aid	1,000.00	ISSUED AND UNISSUED GROSS DEBT		Redeemed in 1984	
Animal, Insect, & Rodent Control	1,500.00	School 70,000		Cancelled, Abated or Adjusted (1984)	
Other Welfare Services		Self-liquidating		Transfers to Foreclosed Property	
RECREATION and CONSERVATION		Other		Balance December 31, 1984	23,347.55
Beaches and Boardwalks		Total 70,000		PROPERTY ACQUIRED BY DEED OR	
Parks, Playgrounds, Shade Trees		ISSUED AND OUTSTANDING		FORECLOSURE	
Land Reclamation & Conservation	310.00	School	70,000.00	Balance January 1, 1984	15,650.00
Other Recreational Services	11,240.00	Self-liquidating		Transfers From Taxes or Liens	
EDUCATION (excluding schools)		Other		Sale for Cash (1984)	
Libraries		Total	70,000.00	Cancelled, Abated or Adjusted (1984)	
Other Educational Services	200.00	EQUALIZED VALUATION BASIS		Balance December 31, 1984	15,650.00
STATUTORY EXPENDITURES		FOR NET DEBT COMPUTATION	50,633,332	CURRENT FINANCES DECEMBER 31, 1984	
Pensions & F. I. C. A.	13,500.00	REAL PROPERTY VALUATIONS		ASSETS	
Employee Fringe Benefits	1,470.00	Code Class # of Parcels % VAL'N		Cash Dec. 31, 1984	393,382.70
Other Statutory Expenditures	1,800.00	1 Vacant Land 223 8.90	3,064,475.00	Taxes Receivable	120,013.49
CETA And Other Public Employment Programs		2 Residential 460 63.70	21,932,605.00	Tax Title Liens	23,347.55
MUNICIPAL FUNCTIONS TOTAL	327,767.81	3 Farm 317 22.08	7,605,570.00	Foreclosed Property	15,650.00
CAPITAL IMPROVEMENTS *MEMO*		4a Commercial 30 4.68	1,611,925.00	Emergencies & Other Deferred Charges	
DEBT SERVICE		4b Industrial 2 .38	129,400.00	State and Federal Aid Receivable	
Principal Payments		4c Apartments 1 .26	88,650.00	Other Receivables	2,511.43
Interest Payments		Total 1033	34,432,625.00	Total	554,905.17
DEFERRED CHARGES		Land Area 18.90 Sq. Miles		LIABILITIES, RESERVES, AND SURPLUS	
SCHOOL, COUNTY, SPECIAL DISTRICT TAXES	1,160,224.23	Net Valuation Taxable-Municipal	35,355,490	Cash Liabilities	291,908.35
RESERVE FOR UNCOLLECTED TAXES	106,979.59	Net Valuation Taxable-County	51,900,708	Reserves for Receivables	161,522.47
EXPENDITURES TOTAL	1,594,971.63	State Equalized Valuation	54,431,218	Surplus Dec. 31, 1984	101,474.35
		State Equalization Ratio	64.35	Total	554,905.17

HOPEWELL BOROUGH – MERCER COUNTY
Form of Government:
 Borough Council
Number of Members on Governing Body – 6

EXPENDITURES		REVENUES-REALIZED		1984 PROPERTY TAX	
GENERAL GOVERNMENT				STATE EQUALIZED TAX RATE	
Governing Body & Public Boards		1984 Property Taxes Collected	1,404,206.58	Local District School Taxes	
Municipal Clerk		1984 Payments in Lieu of Taxes		Regional & Consolidated School Tax	1.15
Financial Administration	8,900.00	Delinquent Tax & Lien Collections	33,026.02	School Taxes in Municipal Budget	
Assessment of Taxes	5,901.56	Business Personalty Replacement Taxes	32,915.68	County Taxes	.75
Collection of Taxes	6,211.00	Taxes from Public Utilities	105,312.00	County Library Taxes	
Planning, Housing & Development	18,745.60	Other Miscellaneous Tax Revenues		Local Municipal Purpose Taxes	.34
Human Resources		State Aid Revenues	21,464.00	Veteran & Senior Citizen Taxes	
Elections	799.92	Federal Aid Revenues		Total Taxes for Rate Computation	2.24
General Administration (other)	47,563.84	State and Local Fiscal Assistance Act Utilized	8,702.46	Special District Taxes	
JUDICIARY		Sale of Acquired Property		Bank Corp. Taxes	6,011.76
Municipal Courts	4,000.00	Other Miscellaneous Revenues	253,791.68	Added and Omitted Taxes	196.23
PUBLIC SAFETY		Total	1,859,918.42	Total Taxes Levied - ABSTRACT	1,442,840.88
Fire Protection	8,000.00	Prior Years Surplus Appropriated	92,640.69	Total Taxes Billed	1,440,427.55
Police Protection	103,388.39	REVENUES	1,942,559.11	1984 TAXES COLLECTED	1,404,206.58
Civil Defense & Disaster Control		Reserve For Uncollected Taxes	56,851.27	1984 Taxes Cancelled, Abated or Adjusted	416.93
Environmental Inspection & Control		CAPITAL OUTLAY	38,603.70	Transfer to Tax Title Liens or Foreclosed	1,166.97
Other Public Safety		TOTAL	5,587.48	Balance Outstanding Dec. 31, 1984	34,637.07
PUBLIC WORKS		Public Enterprises		PRIOR YEARS TAXES OUTSTANDING	
Streets and Drainage	44,252.57	Recreation—Culture		Balance January 1, 1984	33,036.85
Sewers and Sewage Processing	104,690.00	Public Works	33,016.22	Collected in 1984	33,026.02
Garbage and Trash Disposal	69,261.05	Buildings and Grounds		Cancelled, Abated or Adjusted 1984	
Public Buildings and Grounds	13,403.87	Library and Education		Transfers to Tax Title Liens or Foreclosed	
Other Public Works		Conservation		Balance December 31, 1984	10.83
HEALTH and WELFARE		All Other		TAX TITLE LIENS OUTSTANDING	
Health Services Except Environmental	6,352.75	CAPITAL DEBT AUTHORIZED, DECEMBER 31, 1984		Balance January 1, 1984	4,727.57
Welfare-Public Assistance	2,113.00	ISSUED AND UNISSUED		Transfer From Taxes	1,166.97
Hospitals, Clinics, First Aid		School	40,800	Redeemed in 1984	
Animal, Insect, & Rodent Control		Self-liquidating		Cancelled, Abated or Adjusted (1984)	
Other Welfare Services		Other	878,400	Transfers to Foreclosed Property	
RECREATION and CONSERVATION		Total	919,200	Balance December 31, 1984	5,894.54
Beaches and Boardwalks		ISSUED AND OUTSTANDING		PROPERTY ACQUIRED BY DEED OR	
Parks, Playgrounds, Shade Trees	3,500.00	School	40,800.40	FORECLOSURE	
Land Reclamation & Conservation		Self-Liquidating		Balance January 1, 1984	
Other Recreational Services	900.00	Other	878,000.00	Transfers From Taxes or Liens	
EDUCATION (excluding schools)		Total	918,800.40	Sale for Cash (1984)	
Libraries	19,955.00	EQUALIZED VALUATION BASIS		Cancelled, Abated or Adjusted (1984)	
Other Educational Services		FOR NET DEBT COMPUTATION	56,741,663	Balance December 31, 1984	
STATUTORY EXPENDITURES		REAL PROPERTY VALUATIONS		CURRENT FINANCES DECEMBER 31, 1984	
Pensions & F. I. C. A.	15,000.00	Code Class # of Parcels % VAL'N	ASSESSED VALUATION	ASSETS	
Employee Fringe Benefits	5,922.84	1 Vacant Land 47 1.67	970,100.00	Cash Dec. 31, 1984	387,242.35
Other Statutory Expenditures	550.00	2 Residential 563 80.16	46,480,050.00	Taxes Receivable	34,647.90
CETA And Other Public Employment Programs		3 Farm 6 .78	456,000.00	Tax Title Liens	5,894.54
MUNICIPAL FUNCTIONS	489,311.39	4a Commercial 62 13.64	7,911,500.00	Foreclosed Property	
CAPITAL IMPROVEMENTS	6,000.00	4b Industrial 5 2.33	1,353,800.00	Emergencies & Other Deferred Charges	14,040.00
DEBT SERVICE		4c Apartments 5 1.40	814,350.00	State and Federal Aid Receivable	
Principal Payments	25,000.00	Total 688	57,985,800.00	Other Receivables	16,118.13
Interest Payments	77,445.00	Land Area .75 Sq. Miles		Total	457,942.92
DEFERRED CHARGES	4,630.00	Net Valuation Taxable-Municipal	59,760,603	LIABILITIES, RESERVES, AND SURPLUS	
SCHOOL, COUNTY, SPECIAL DISTRICT TAXES	1,220,897.12	Net Valuation Taxable-County	59,677,576	Cash Liabilities	85,261.71
RESERVE FOR UNCOLLECTED TAXES	56,851.27	State Equalized Valuation	64,088,419	Reserves for Receivables	56,660.57
EXPENDITURES	1,874,184.78	State Equalization Ratio	93.07	Surplus Dec. 31, 1984	316,020.64
				Total	457,942.92

0607
Population 1980 4,365
Population 1984 4,389
S & P Rating
Moody Rating

General Tax Rate Per \$100. 2.71
State Equalized Tax Rate 2.48

HOPEWELL TWP. - CUMBERLAND CO.
Form of Government:
Township Committee
Number of Members on Governing Body - 3

PER CAPITA:
Gross Debt 356.81
Net Debt 47.85
Debt Service 2.23
Total Tax Levy 411.86
Municipal Expenditures 149.24

PER CENT:
Gross Debt 2.36
Net Debt .32
Tax Levy Collected 90.15
Tax Levy Cancelled, Abated or Adjusted

EXPENDITURES		REVENUES-REALIZED		1984 PROPERTY TAX	
GENERAL GOVERNMENT				STATE EQUALIZED TAX RATE →	
Governing Body & Public Boards		1984 Property Taxes Collected	1,627,509.11	Local District School Taxes .88	637,000.00
Municipal Clerk		1984 Payments in Lieu of Taxes		Regional & Consolidated School Tax .52	372,935.14
Financial Administration	22,115.00	Delinquent Tax & Lien Collections	169,901.86	School Taxes in Municipal Budget	
Assessment of Taxes	14,777.00	Business Personalty Replacement Taxes	36,495.04	County Taxes 1.08 *	781,036.27
Collection of Taxes	14,725.00	Taxes from Public Utilities	178,405.00	County Library Taxes	
Planning, Housing & Development	12,641.00	Other Miscellaneous Tax Revenues		Local Municipal Purpose Taxes	
Human Resources		State Aid Revenues	28,111.70	Veteran & Senior Citizen Taxes	50,350.00
Elections		Federal Aid Revenues	18,403.00	Total Taxes for Rate Computation 2.48	1,841,321.41
General Administration (other)	93,449.00	State and Local Fiscal Assistance Act Utilized		Special District Taxes	
JUDICIARY		Sale of Acquired Property	187,410.77	Bank Corp. Taxes	2,268.06
Municipal Courts	7,933.00	Other Miscellaneous Revenues	2,246,236.48	Added and Omitted Taxes	14,392.34
PUBLIC SAFETY		Total	2,246,236.48	Total Taxes Levied - ABSTRACT	1,807,631.81
Fire Protection	28,600.00	Prior Years Surplus Appropriated	320,000.00	Total Taxes Billed	1,805,363.75
Police Protection	3,500.00	REVENUES TOTAL	2,566,236.48	1984 TAXES COLLECTED	1,627,509.11
Civil Defense & Disaster Control	600.00	Reserve For Uncollected Taxes	215,000.00	1984 Taxes Cancelled, Abated or Adjusted	
Environmental Inspection & Control	8,462.00	CAPITAL OUTLAY TOTAL	175,916.00	Transfer to Tax Title Liens or Foreclosed	
Other Public Safety				Balance Outstanding Dec. 31, 1984	177,854.64
PUBLIC WORKS				PRIOR YEARS TAXES OUTSTANDING	
Streets and Drainage	154,403.00	Public Enterprises		Balance January 1, 1984	178,252.89
Sewers and Sewage Processing		Recreation—Culture		Collected in 1984	169,717.01
Garbage and Trash Disposal	14,400.00	Public Works	118,947.00	Cancelled, Abated or Adjusted 1984	
Public Buildings and Grounds	20,000.00	Buildings and Grounds	56,969.00	Transfers to Tax Title Liens or Foreclosed	
Other Public Works		Library and Education		Balance December 31, 1984	8,535.88
HEALTH and WELFARE		Conservation		TAX TITLE LIENS OUTSTANDING	
Health Services Except Environmental	400.00	All Other		Balance January 1, 1984	7,207.70
Welfare-Public Assistance	1,675.00			Transfer From Taxes	
Hospitals, Clinics, First Aid		CAPITAL DEBT AUTHORIZED, DECEMBER 31, 1984		Redeemed in 1984	184.85
Animal, Insect, & Rodent Control	3,492.00	ISSUED AND UNISSUED GROSS DEBT		Cancelled, Abated or Adjusted (1984)	
Other Welfare Services		School 1,356,056		Transfers to Foreclosed Property	
RECREATION and CONSERVATION		Self-liquidating 210,000	210,000	Balance December 31, 1984	7,022.85
Beaches and Boardwalks		Other 1,566,056	210,000	PROPERTY ACQUIRED BY DEED OR FORECLOSURE	
Parks, Playgrounds, Shade Trees		Total 1,566,056		Balance January 1, 1984	16,600.00
Land Reclamation & Conservation				Transfers From Taxes or Liens	
Other Recreational Services	6,500.00	ISSUED AND OUTSTANDING		Sale for Cash (1984)	
EDUCATION (excluding schools)		School 1,356,056.75		Cancelled, Abated or Adjusted (1984)	
Libraries		Self-Liquidating 210,000.00		Balance December 31, 1984	16,600.00
Other Educational Services		Other 1,566,056.75		CURRENT FINANCES DECEMBER 31, 1984	
STATUTORY EXPENDITURES		EQUALIZED VALUATION BASIS FOR NET DEBT COMPUTATION	66,452,591	ASSETS	
Pensions & F. I. C. A.	20,042.00	REAL PROPERTY VALUATIONS		Cash Dec. 31, 1984	1,183,885.62
Employee Fringe Benefits		Code Class # of Parcels % VAL'N		Taxes Receivable	186,390.52
Other Statutory Expenditures	2,500.00	1 Vacant Land 353 2.22	1,436,300.00	Tax Title Liens	7,022.85
CETA And Other Public Employment Programs		2 Residential 1133 74.68	48,378,500.00	Foreclosed Property	16,600.00
MUNICIPAL FUNCTIONS TOTAL	430,214.00	3 Farm 587 19.25	12,473,100.00	Emergencies & Other Deferred Charges	
CAPITAL IMPROVEMENTS *MEMO*		4a Commercial 43 3.85	2,497,000.00	State and Federal Aid Receivable	647.02
DEBT SERVICE		4b Industrial		Other Receivables	4,710.64
Principal Payments		4c Apartments		Total	1,399,256.65
Interest Payments	9,786.00	Total 2121	64,784,900.00	LIABILITIES, RESERVES, AND SURPLUS	
DEFERRED CHARGES		Land Area 31.40 Sq. Miles		Cash Liabilities	684,945.72
SCHOOL, COUNTY, SPECIAL DISTRICT TAXES	1,790,971.41	Net Valuation Taxable-Municipal	66,180,868	Reserves for Receivables	214,724.01
RESERVE FOR UNCOLLECTED TAXES	215,000.00	Net Valuation Taxable-County	68,373,935	Surplus Dec. 31, 1984	499,586.92
EXPENDITURES TOTAL	2,445,971.41	State Equalized Valuation	72,183,665	Total	1,399,256.65
		State Equalization Ratio	91.52		

1106

Population 1980 10,893
 Population 1984 10,950
 S & P Rating
 Moody Rating

General Tax Rate Per \$100.

2.31

State Equalized Tax Rate

2.22

HOPEWELL TWP. - MERCER CO.**Form of Government:****Township Committee****Number of Members on Governing Body - 5****PER CAPITA:**

Gross Debt 169.24
 Net Debt 138.17
 Debt Service 39.17
 Total Tax Levy 1,080.40
 Municipal Expenditures 341.72

PER CENT:

Gross Debt .39
 Net Debt .32
 Tax Levy Collected 97.03
 Tax Levy Cancelled, Abated or Adjusted .08

EXPENDITURES		REVENUES-REALIZED		1984 PROPERTY TAX	
GENERAL GOVERNMENT				STATE EQUALIZED TAX RATE →	
Governing Body & Public Boards	25,505.00	1984 Property Taxes Collected	11,509,792.62	Local District School Taxes	
Municipal Clerk	32,880.00	1984 Payments in Lieu of Taxes		Regional & Consolidated School Tax 1.18	6,127,234.59
Financial Administration	42,650.00	Delinquent Tax & Lien Collections	379,718.96	School Taxes in Municipal Budget	
Assessment of Taxes	52,272.76	Business Personalty Replacement Taxes	277,737.40	County Taxes	.77 4,009,468.67
Collection of Taxes	35,018.00	Taxes from Public Utilities	1,124,939.00	County Library Taxes	.09 463,837.50
Planning, Housing & Development	66,601.00	Other Miscellaneous Tax Revenues		Local Municipal Purpose Taxes	.16 845,553.99
Human Resources		State Aid Revenues	75,691.09	Veteran & Senior Citizen Taxes	
Elections	4,087.00	Federal Aid Revenues		Total Taxes for Rate Computation 2.20	11,535,644.75
General Administration (other)	285,475.32	State and Local Fiscal Assistance Act Utilized	50,186.00	Special District Taxes	
JUDICIARY		Sale of Acquired Property		Bank Corp. Taxes	12,581.24
Municipal Courts	87,668.00	Other Miscellaneous Revenues	686,305.03	Added and Omitted Taxes	371,724.30
PUBLIC SAFETY		Total	14,104,370.10	Total Taxes Levied - ABSTRACT	11,830,400.29
Fire Protection	39,331.00	Prior Years Surplus Appropriated	778,553.05	Total Taxes Billed	11,861,878.96
Police Protection	691,687.00	REVENUES TOTAL	14,882,923.15	1984 TAXES COLLECTED	11,509,792.62
Civil Defense & Disaster Control	6,120.00	Reserve For Uncollected Taxes	663,324.00	1984 Taxes Cancelled, Abated or Adjusted	8,920.70
Environmental Inspection & Control	65,344.00			Transfer to Tax Title Liens or Foreclosed	
Other Public Safety		CAPITAL OUTLAY TOTAL	269,869.30	Balance Outstanding Dec. 31, 1984	343,165.64
PUBLIC WORKS				PRIOR YEARS TAXES OUTSTANDING	
Streets and Drainage	618,877.92	Public Enterprises		Balance January 1, 1984	376,179.70
Sewers and Sewage Processing	27,363.00	Recreation—Culture		Collected in 1984	376,179.07
Garbage and Trash Disposal		Public Works	216,426.67	Cancelled, Abated or Adjusted 1984	.63
Public Buildings and Grounds	83,209.94	Buildings and Grounds	53,442.63	Transfers to Tax Title Liens or Foreclosed	
Other Public Works	10,334.62	Library and Education		Balance December 31, 1984	
HEALTH and WELFARE		Conservation		TAX TITLE LIENS OUTSTANDING	
Health Services Except Environmental	104,411.00	All Other		Balance January 1, 1984	3,539.89
Welfare-Public Assistance	3,142.00			Transfer From Taxes	
Hospitals, Clinics, First Aid		CAPITAL DEBT AUTHORIZED, DECEMBER 31, 1984		Redeemed in 1984	3,539.89
Animal, Insect, & Rodent Control	4,300.00	ISSUED AND UNISSUED GROSS DEBT		Cancelled, Abated or Adjusted (1984)	
Other Welfare Services		School 340,170		Transfers to Foreclosed Property	
RECREATION and CONSERVATION		Self-liquidating 1,512,967	1,512,967	Balance December 31, 1984	
Beaches and Boardwalks		Other 1,853,137	1,512,967	PROPERTY ACQUIRED BY DEED OR FORECLOSURE	
Parks, Playgrounds, Shade Trees	250.00	Total		Balance January 1, 1984	212,000.00
Land Reclamation & Conservation	510.00			Transfers From Taxes or Liens	
Other Recreational Services	2,645.00	ISSUED AND OUTSTANDING		Sale for Cash (1984)	
EDUCATION (excluding schools)		School 340,170.09		Cancelled, Abated or Adjusted (1984)	
Libraries		Self-liquidating 1,512,467.00	1,852,637.09	Balance December 31, 1984	212,000.00
Other Educational Services	24,455.00	Other		CURRENT FINANCES DECEMBER 31, 1984	
STATUTORY EXPENDITURES		Total		ASSETS	
Pensions & F. I. C. A.	189,905.00	EQUALIZED VALUATION BASIS		Cash Dec. 31, 1984	1,823,687.11
Employee Fringe Benefits	122,660.00	FOR NET DEBT COMPUTATION	473,079,065	Taxes Receivable	343,165.64
Other Statutory Expenditures	100.00	REAL PROPERTY VALUATIONS		Tax Title Liens	
CETA And Other Public Employment Programs		Code Class # of Parcels % VAL'N		Foreclosed Property	212,000.00
MUNICIPAL FUNCTIONS TOTAL	2,626,807.56	1 Vacant Land 470 3.33	16,392,250.00	Emergencies & Other Deferred Charges	45,600.00
CAPITAL IMPROVEMENTS *MEMO*	250,000.00	2 Residential 3098 66.98	330,022,950.00	State and Federal Aid Receivable	3,694.05
DEBT SERVICE		3 Farm 1070 10.34	50,903,800.00	Other Receivables	410,268.94
Principal Payments	363,083.00	4a Commercial 82 4.69	23,102,150.00	Total	2,838,415.74
Interest Payments	65,795.65	4b Industrial 26 14.38	70,855,000.00	LIABILITIES, RESERVES, AND SURPLUS	
		4c Apartments 7 .29	1,413,650.00	Cash Liabilities	557,009.78
		Total 4753	492,689,800.00	Reserves for Receivables	965,434.58
DEFERRED CHARGES	22,800.00	Land Area 58.00 Sq. Miles		Surplus Dec. 31, 1984	1,315,971.38
SCHOOL, COUNTY, SPECIAL DISTRICT TAXES	10,600,540.76	Net Valuation Taxable-Municipal	497,384,734	Total	2,838,415.74
RESERVE FOR UNCOLLECTED TAXES	663,324.00	Net Valuation Taxable-County	502,787,514		
EXPENDITURES TOTAL	14,342,350.97	State Equalized Valuation	517,755,573		
		State Equalization Ratio	96.03		

1319
 Population 1980 **25,065**
 Population 1984 **28,367**
 S & P Rating
 Moody Rating

General Tax Rate Per \$100.
2.37
 State Equalized Tax Rate
2.22

HOWELL TOWNSHIP – MONMOUTH CO.
Form of Government:
Township Committee
Number of Members on Governing Body – 5

PER CAPITA:
 Gross Debt **510.68**
 Net Debt **339.37**
 Debt Service **42.16**
 Total Tax Levy **545.06**
 Municipal Expenditures **312.26**

PER CENT:
 Gross Debt **2.55**
 Net Debt **1.69**
 Tax Levy Collected **95.05**
 Tax Levy Cancelled, Abated or Adjusted **.06**

EXPENDITURES		REVENUES-REALIZED		1984 PROPERTY TAX	
GENERAL GOVERNMENT				STATE EQUALIZED TAX RATE	
Governing Body & Public Boards	37,300.00	1984 Property Taxes Collected	14,697,948.90	Local District School Taxes	.99
Municipal Clerk	114,258.00	1984 Payments in Lieu of Taxes		Regional & Consolidated School Tax	.60
Financial Administration	89,684.00	Delinquent Tax & Lien Collections	817,903.40	School Taxes in Municipal Budget	
Assessment of Taxes	74,465.00	Business Personalty Replacement Taxes	240,647.40	County Taxes	.54
Collection of Taxes	94,459.00	Taxes from Public Utilities	4,412,576.00	County Library Taxes	.02
Planning, Housing & Development	104,218.00	Other Miscellaneous Tax Revenues		Local Municipal Purpose Taxes	.08
Human Resources	10,320.00	State Aid Revenues	213,954.02	Veteran & Senior Citizen Taxes	
Elections	11,000.00	Federal Aid Revenues		Total Taxes for Rate Computation	2.23
General Administration (other)	761,138.00	State and Local Fiscal Assistance Act Utilized	125,978.10	Special District Taxes	
JUDICIARY		Sale of Acquired Property		Bank Corp. Taxes	
Municipal Courts	115,843.00	Other Miscellaneous Revenues	1,769,357.42	Added and Omitted Taxes	
PUBLIC SAFETY		Total	22,278,365.24	Total Taxes Levied - ABSTRACT	
Fire Protection	124,227.00	Prior Years Surplus Appropriated	1,572,690.95	Total Taxes Billed	
Police Protection	2,229,030.00	REVENUES	23,851,056.19	1984 TAXES COLLECTED	
Civil Defense & Disaster Control	6,200.00	Reserve For Uncollected Taxes	835,906.49	1984 Taxes Cancelled, Abated or Adjusted	
Environmental Inspection & Control	205,315.00	CAPITAL OUTLAY	TOTAL	Transfer to Tax Title Liens or Foreclosed	
Other Public Safety			1,113,767.55	Balance Outstanding Dec. 31, 1984	
PUBLIC WORKS		Public Enterprises		PRIOR YEARS TAXES OUTSTANDING	
Streets and Drainage	200,718.90	Recreation—Culture	312,326.87	Balance January 1, 1984	735,510.30
Sewers and Sewage Processing		Public Works	394,007.06	Collected in 1984	706,941.21
Garbage and Trash Disposal		Buildings and Grounds	173,758.36	Cancelled, Abated or Adjusted 1984	10,017.75
Public Buildings and Grounds		Library and Education	233,675.26	Transfers to Tax Title Liens or Foreclosed	17,561.32
Other Public Works	1,309,566.00	Conservation		Balance December 31, 1984	990.02
HEALTH and WELFARE		All Other		TAX TITLE LIENS OUTSTANDING	
Health Services Except Environmental	10,000.00	CAPITAL DEBT AUTHORIZED, DECEMBER 31, 1984		Balance January 1, 1984	534,355.86
Welfare-Public Assistance	112,225.00	ISSUED AND UNISSUED	GROSS DEBT	Transfer From Taxes	78,288.41
Hospitals, Clinics, First Aid		School	4,859,523	Redeemed in 1984	110,962.19
Animal, Insect, & Rodent Control		Self-Liquidating		Cancelled, Abated or Adjusted (1984)	415.26
Other Welfare Services		Other	9,627,044	Transfers to Foreclosed Property	
RECREATION and CONSERVATION		Total	14,486,568	Balance December 31, 1984	501,266.82
Beaches and Boardwalks	40,645.00	ISSUED AND OUTSTANDING		PROPERTY ACQUIRED BY DEED OR FORECLOSURE	
Parks, Playgrounds, Shade Trees	3,770.00	School	4,859,523.57	Balance January 1, 1984	93,310.00
Land Reclamation & Conservation	233,110.00	Self-Liquidating		Transfers From Taxes or Liens	
Other Recreational Services		Other	4,920,527.47	Sale for Cash (1984)	
EDUCATION (excluding schools)		Total	9,780,051.04	Cancelled, Abated or Adjusted (1984)	
Libraries	4,600.00	EQUALIZED VALUATION BASIS		Balance December 31, 1984	93,310.00
Other Educational Services	8,180.00	FOR NET DEBT COMPUTATION		CURRENT FINANCES DECEMBER 31, 1984	
STATUTORY EXPENDITURES		REAL PROPERTY VALUATIONS		ASSETS	
Pensions & F. I. C. A.	559,954.00	Code Class # of Parcels % VAL'N	ASSESSED VALUATION	Cash Dec. 31, 1984	5,027,523.92
Employee Fringe Benefits	310,230.00	1 Vacant Land 2113 5.12	29,771,200.00	Taxes Receivable	699,375.31
Other Statutory Expenditures		2 Residential 7554 74.43	432,860,600.00	Tax Title Liens	501,266.82
CETA And Other Public Employment Programs		3 Farm 988 8.49	49,409,800.00	Foreclosed Property	93,310.00
MUNICIPAL FUNCTIONS	TOTAL	4a Commercial 275 8.46	49,228,100.00	Emergencies & Other Deferred Charges	52,000.00
CAPITAL IMPROVEMENTS	*MEMO*	4b Industrial 53 3.49	20,303,800.00	State and Federal Aid Receivable	26,888.18
DEBT SERVICE		4c Apartments		Other Receivables	95,417.16
Principal Payments	916,303.00	Total	581,573,500.00	Total	6,495,781.39
Interest Payments	279,763.10	Land Area 62.10 Sq. Miles		LIABILITIES, RESERVES, AND SURPLUS	
DEFERRED CHARGES		Net Valuation Taxable-Municipal	588,524,453	Cash Liabilities	2,947,395.33
SCHOOL, COUNTY, SPECIAL DISTRICT TAXES	14,310,805.69	Net Valuation Taxable-County	610,349,796	Reserves for Receivables	1,389,349.29
RESERVE FOR UNCOLLECTED TAXES	835,906.49	State Equalized Valuation	626,441,827	Surplus Dec. 31, 1984	2,159,036.77
EXPENDITURES	TOTAL	State Equalization Ratio	93.88	Total	6,495,781.39
	23,168,597.93				

2112
Population 1980 2,829
Population 1984 2,955
S & P Rating
Moody Rating

General Tax Rate Per \$100. 3.25
State Equalized Tax Rate 2.15

INDEPENDENCE TOWNSHIP – WARREN CO.
Form of Government:
Township Committee
Number of Members on Governing Body – 3

PER CAPITA:
Gross Debt 267.10
Net Debt 267.10
Debt Service 23.99
Total Tax Levy 647.84
Municipal Expenditures 237.68

PER CENT:
Gross Debt .96
Net Debt .96
Tax Levy Collected 95.27
Tax Levy Cancelled, Abated or Adjusted .28

EXPENDITURES		REVENUES-REALIZED		1984 PROPERTY TAX	
GENERAL GOVERNMENT				STATE EQUALIZED TAX RATE → 1.26	
Governing Body & Public Boards		1984 Property Taxes Collected	1,825,076.45	Local District School Taxes	1,100,256.00
Municipal Clerk		1984 Payments in Lieu of Taxes		Regional & Consolidated School Tax	
Financial Administration	12,000.00	Delinquent Tax & Lien Collections	101,735.61	School Taxes in Municipal Budget	
Assessment of Taxes	11,000.00	Business Personalty Replacement Taxes	29,051.48	County Taxes	* 574,409.47
Collection of Taxes	8,597.33	Taxes from Public Utilities	102,340.00	County Library Taxes	28,566.76
Planning, Housing & Development	10,700.00	Other Miscellaneous Tax Revenues		Local Municipal Purpose Taxes	173,672.24
Human Resources		State Aid Revenues	17,003.46	Veteran & Senior Citizen Taxes	25,650.00
Elections		Federal Aid Revenues		Total Taxes for Rate Computation	2.15 1,902,554.47
General Administration (other)	103,000.30	State and Local Fiscal Assistance Act Utilized	24,702.05	Special District Taxes	
JUDICIARY		Sale of Acquired Property	4,110.00	Bank Corp. Taxes	1,974.55
Municipal Courts	13,283.00	Other Miscellaneous Revenues	128,999.15	Added and Omitted Taxes	35,500.08
PUBLIC SAFETY		Total	2,233,018.20	Total Taxes Levied - ABSTRACT	1,914,379.10
Fire Protection	20,650.00	Prior Years Surplus Appropriated	237,453.12	Total Taxes Billed	1,915,655.69
Police Protection	100,527.07	REVENUES TOTAL	2,470,471.32	1984 TAXES COLLECTED	1,825,076.45
Civil Defense & Disaster Control	200.00	Reserve For Uncollected Taxes	110,320.33	1984 Taxes Cancelled, Abated or Adjusted	5,394.37
Environmental Inspection & Control	13,122.00	CAPITAL OUTLAY TOTAL	469,029.23	Transfer to Tax Title Liens or Foreclosed	8,812.73
Other Public Safety				Balance Outstanding Dec. 31, 1984	76,372.14
PUBLIC WORKS				PRIOR YEARS TAXES OUTSTANDING	
Streets and Drainage	90,016.00	Public Enterprises		Balance January 1, 1984	80,359.88
Sewers and Sewage Processing		Recreation—Culture		Collected in 1984	77,736.20
Garbage and Trash Disposal	1,977.00	Public Works	451,978.18	Cancelled, Abated or Adjusted 1984	1,513.24
Public Buildings and Grounds	6,755.17	Buildings and Grounds	17,051.05	Transfers to Tax Title Liens or Foreclosed	1,104.06
Other Public Works		Library and Education		Balance December 31, 1984	6.38
HEALTH and WELFARE		Conservation		TAX TITLE LIENS OUTSTANDING	
Health Services Except Environmental	100.00	All Other		Balance January 1, 1984	44,683.46
Welfare-Public Assistance	800.00			Transfer From Taxes	10,038.47
Hospitals, Clinics, First Aid				Redeemed in 1984	23,999.41
Animal, Insect, & Rodent Control	300.00			Cancelled, Abated or Adjusted (1984)	
Other Welfare Services				Transfers to Foreclosed Property	13,557.99
RECREATION and CONSERVATION				Balance December 31, 1984	17,164.53
Beaches and Boardwalks				PROPERTY ACQUIRED BY DEED OR	
Parks, Playgrounds, Shade Trees	2,160.00			FORECLOSURE	
Land Reclamation & Conservation	25,764.86			Balance January 1, 1984	82,092.01
Other Recreational Services				Transfers From Taxes or Liens	13,557.99
EDUCATION (excluding schools)				Sale for Cash (1984)	4,110.00
Libraries				Cancelled, Abated or Adjusted (1984)	91,540.00
Other Educational Services				Balance December 31, 1984	
STATUTORY EXPENDITURES				CURRENT FINANCES DECEMBER 31, 1984	
Pensions & F. I. C. A.	22,020.00			ASSETS	
Employee Fringe Benefits	9,568.86			Cash Dec. 31, 1984	894,006.87
Other Statutory Expenditures	1,800.00			Taxes Receivable	76,378.52
CETA And Other Public Employment Programs				Tax Title Liens	17,164.53
MUNICIPAL FUNCTIONS TOTAL	454,341.59			Foreclosed Property	
CAPITAL IMPROVEMENTS *MEMO*	7,000.00			Emergencies & Other Deferred Charges	19,143.90
DEBT SERVICE				State and Federal Aid Receivable	
Principal Payments	51,000.00			Other Receivables	24,515.12
Interest Payments	19,887.21			Total	1,031,208.94
DEFERRED CHARGES	66,797.36			LIABILITIES, RESERVES, AND SURPLUS	
SCHOOL, COUNTY, SPECIAL DISTRICT TAXES	1,703,232.23			Cash Liabilities	633,268.78
RESERVE FOR UNCOLLECTED TAXES	110,320.33			Reserves for Receivables	118,058.17
EXPENDITURES TOTAL	2,405,578.72			Surplus Dec. 31, 1984	279,881.99
				Total	1,031,208.94

1320
 Population 1980 **1,037**
 Population 1984 **1,000**
 S & P Rating
 Moody Rating

General Tax Rate Per \$100. **1.72**
 State Equalized Tax Rate **1.41**

INTERLAKEN BOROUGH - MONMOUTH CO.
Form of Government:
Borough Council
Number of Members on Governing Body - 6

PER CAPITA:
 Gross Debt **409.45**
 Net Debt **409.45**
 Debt Service **49.85**
 Total Tax Levy **676.39**
 Municipal Expenditures **553.93**

PER CENT:
 Gross Debt **.95**
 Net Debt **.95**
 Tax Levy Collected **98.59**
 Tax Levy Cancelled, Abated or Adjusted **.22**

EXPENDITURES		REVENUES-REALIZED		1984 PROPERTY TAX	
GENERAL GOVERNMENT				STATE EQUALIZED TAX RATE 1.41	
Governing Body & Public Boards		1984 Property Taxes Collected	666,902.88	Local District School Taxes	68,670.00
Municipal Clerk		1984 Payments in Lieu of Taxes		Regional & Consolidated School Tax	
Financial Administration	5,016.42	Delinquent Tax & Lien Collections	11,558.00	School Taxes in Municipal Budget	
Assessment of Taxes	2,835.27	Business Personalty Replacement Taxes	14.00	County Taxes	229,011.74
Collection of Taxes	6,817.69	Taxes from Public Utilities	92,565.00	County Library Taxes	8,729.14
Planning, Housing & Development	750.00	Other Miscellaneous Tax Revenues		Local Municipal Purpose Taxes	369,974.54
Human Resources		State Aid Revenues	9,076.69	Veteran & Senior Citizen Taxes	10,000.00
Elections	500.00	Federal Aid Revenues		Total Taxes for Rate Computation	686,385.42
General Administration (other)	60,070.03	State and Local Fiscal Assistance Act Utilized	6,643.00	Special District Taxes	
JUDICIARY		Sale of Acquired Property		Bank Corp. Taxes	
Municipal Courts	3,868.75	Other Miscellaneous Revenues	39,378.28	Added and Omitted Taxes	
PUBLIC SAFETY		Total	826,137.85	Total Taxes Levied - ABSTRACT	676,385.42
Fire Protection	27,400.00	Prior Years Surplus Appropriated	60,000.00	Total Taxes Billed	676,409.67
Police Protection	118,792.35	REVENUES	886,137.85	1984 TAXES COLLECTED	666,902.88
Civil Defense & Disaster Control	50.00	Reserve For Uncollected Taxes	31,189.74	1984 Taxes Cancelled, Abated or Adjusted	1,468.59
Environmental Inspection & Control	2,100.00	CAPITAL OUTLAY	121,751.88	Transfer to Tax Title Liens or Foreclosed	
Other Public Safety		TOTAL		Balance Outstanding Dec. 31, 1984	8,038.20
PUBLIC WORKS				PRIOR YEARS TAXES OUTSTANDING	
Streets and Drainage	57,142.40	Public Enterprises		Balance January 1, 1984	11,558.00
Sewers and Sewage Processing	1,500.00	Recreation—Culture		Collected in 1984	11,558.00
Garbage and Trash Disposal	74,467.59	Public Works	90,870.44	Cancelled, Abated or Adjusted 1984	
Public Buildings and Grounds	7,000.00	Buildings and Grounds	30,881.44	Transfers to Tax Title Liens or Foreclosed	
Other Public Works		Library and Education		Balance December 31, 1984	
HEALTH and WELFARE		Conservation		TAX TITLE LIENS OUTSTANDING	
Health Services Except Environmental	1,639.00	All Other		Balance January 1, 1984	
Welfare-Public Assistance		CAPITAL DEBT AUTHORIZED, DECEMBER 31, 1984		Transfer From Taxes	
Hospitals, Clinics, First Aid	650.00	ISSUED AND UNISSUED	GROSS DEBT	Redeemed in 1984	
Animal, Insect, & Rodent Control		School		Cancelled, Abated or Adjusted (1984)	
Other Welfare Services		Self-liquidating		Transfers to Foreclosed Property	
RECREATION and CONSERVATION		Other	409,450	Balance December 31, 1984	
Beaches and Boardwalks		Total	409,450	PROPERTY ACQUIRED BY DEED OR	
Parks, Playgrounds, Shade Trees	24,935.20			FORECLOSURE	
Land Reclamation & Conservation		ISSUED AND OUTSTANDING		Balance January 1, 1984	11,700.00
Other Recreational Services		School		Transfers From Taxes or Liens	
EDUCATION (excluding schools)		Self-Liquidating		Sale for Cash (1984)	
Libraries	1,867.20	Other	227,877.60	Cancelled, Abated or Adjusted (1984)	
Other Educational Services		Total	227,877.60	Balance December 31, 1984	11,700.00
STATUTORY EXPENDITURES		EQUALIZED VALUATION BASIS		CURRENT FINANCES DECEMBER 31, 1984	
Pensions & F. I. C. A.	41,543.01	FOR NET DEBT COMPUTATION	43,006,060	ASSETS	
Employee Fringe Benefits	8,400.00	REAL PROPERTY VALUATIONS		Cash Dec. 31, 1984	190,675.26
Other Statutory Expenditures	2,100.00	Code Class # of Parcels % VAL'N	ASSESSED VALUATION	Taxes Receivable	8,038.20
CETA And Other Public Employment Programs		1 Vacant Land 14 .39	348,200.00	Tax Title Liens	
MUNICIPAL FUNCTIONS	TOTAL	2 Residential 335 99.11	38,831,300.00	Foreclosed Property	11,700.00
CAPITAL IMPROVEMENTS	*MEMO*	3 Farm		Emergencies & Other Deferred Charges	4,076.50
DEBT SERVICE		4a Commercial		State and Federal Aid Receivable	
Principal Payments	40,211.38	4b Industrial		Other Receivables	1,904.39
Interest Payments	9,637.64	4c Apartments		Total	216,394.35
		Total 399	39,179,500.00	LIABILITIES, RESERVES, AND SURPLUS	
DEFERRED CHARGES		Land Area .38 Sq. Miles		Cash Liabilities	73,142.41
SCHOOL, COUNTY, SPECIAL DISTRICT TAXES		Net Valuation Taxable-Municipal	39,326,143	Reserves for Receivables	21,642.59
RESERVE FOR UNCOLLECTED TAXES		Net Valuation Taxable-County	42,577,076	Surplus Dec. 31, 1984	121,609.35
EXPENDITURES	TOTAL	State Equalized Valuation	48,072,637	Total	216,394.35
		State Equalization Ratio	81.75		

0709

Population 1980 61,493
 Population 1984 62,513
 S & P Rating
 Moody Rating AAA

General Tax Rate Per \$100.

8.49

State Equalized Tax Rate

4.40

IRVINGTON TOWNSHIP – ESSEX COUNTY

Form of Government:

Mayor-Council Plan D (OMCL 50)

Number of Members on Governing Body – 7

PER CAPITA:

Gross Debt 277.39
 Net Debt 184.86
 Debt Service 23.57
 Total Tax Levy 429.49
 Municipal Expenditures 378.81

PER CENT:

Gross Debt 3.12
 Net Debt 2.08
 Tax Levy Collected 94.42
 Tax Levy Cancelled, Abated or Adjusted .72

EXPENDITURES		REVENUES-REALIZED		1984 PROPERTY TAX	
GENERAL GOVERNMENT				STATE EQUALIZED TAX RATE	
Governing Body & Public Boards	148,527.85	1984 Property Taxes Collected	25,332,959.29	Local District School Taxes 1.53	9,319,748.50
Municipal Clerk	88,251.15	1984 Payments in Lieu of Taxes	280,688.90	Regional & Consolidated School Tax	
Financial Administration	445,595.00	Delinquent Tax & Lien Collections	1,279,980.67	School Taxes in Municipal Budget	
Assessment of Taxes	124,493.00	Business Personalty Replacement Taxes	724,901.00	County Taxes	1.05 6,416,664.53
Collection of Taxes	184,962.00	Taxes from Public Utilities	2,118,418.00	County Library Taxes	
Planning, Housing & Development	38,411.00	Other Miscellaneous Tax Revenues		Local Municipal Purpose Taxes	1.82 11,066,583.58
Human Resources	829,466.00	State Aid Revenues	2,981,563.38	Veteran & Senior Citizen Taxes	287,050.00
Elections	45,500.00	Federal Aid Revenues		Total Taxes for Rate Computation	4.40 27,090,046.61
General Administration (other)	923,878.00	State and Local Fiscal Assistance Act Utilized	1,438,486.51	Special District Taxes	
JUDICIARY		Sale of Acquired Property	125.00	Bank Corp. Taxes	38,715.20
Municipal Courts	390,584.00	Other Miscellaneous Revenues	3,314,057.44	Added and Omitted Taxes	7,164.88
PUBLIC SAFETY		Total	37,471,180.19	Total Taxes Levied - ABSTRACT	26,848,876.69
Fire Protection	3,819,630.00	Prior Years Surplus Appropriated	1,600,000.00	Total Taxes Billed	26,830,835.95
Police Protection	3,923,603.51	REVENUES TOTAL	39,071,180.19	1984 TAXES COLLECTED	25,332,959.29
Civil Defense & Disaster Control	25,993.00	Reserve For Uncollected Taxes	1,808,000.00	1984 Taxes Cancelled, Abated or Adjusted	192,536.22
Environmental Inspection & Control	92,432.00			Transfer to Tax Title Liens or Foreclosed	328,481.22
Other Public Safety	149,178.00	CAPITAL OUTLAY TOTAL	3,394,529.88	Balance Outstanding Dec. 31, 1984	976,859.22
PUBLIC WORKS				PRIOR YEARS TAXES OUTSTANDING	
Streets and Drainage	1,740,595.00	Public Enterprises		Balance January 1, 1984	1,231,816.32
Sewers and Sewage Processing	958,000.00	Recreation—Culture		Collected in 1984	1,138,607.87
Garbage and Trash Disposal	804,483.00	Public Works	303,209.70	Cancelled, Abated or Adjusted 1984	
Public Buildings and Grounds	631,436.00	Buildings and Grounds	3,085,971.42	Transfers to Tax Title Liens or Foreclosed	71,807.53
Other Public Works	62,354.37	Library and Education	5,348.76	Balance December 31, 1984	21,400.92
HEALTH and WELFARE		Conservation		TAX TITLE LIENS OUTSTANDING	
Health Services Except Environmental	495,591.00	All Other		Balance January 1, 1984	1,119,755.65
Welfare-Public Assistance	190,000.00			Transfer From Taxes	413,032.92
Hospitals, Clinics, First Aid		CAPITAL DEBT AUTHORIZED, DECEMBER 31, 1984		Redeemed in 1984	141,372.80
Animal, Insect, & Rodent Control		ISSUED AND UNISSUED	GROSS DEBT	Cancelled, Abated or Adjusted (1984)	
Other Welfare Services	71,805.00	School	5,784,000	Transfers to Foreclosed Property	
RECREATION and CONSERVATION		Self-liquidating		Balance December 31, 1984	1,391,415.77
Beaches and Boardwalks		Other	11,556,455	PROPERTY ACQUIRED BY DEED OR FORECLOSURE	
Parks, Playgrounds, Shade Trees	267,707.00	Total	17,340,455	Balance January 1, 1984	132,400.00
Land Reclamation & Conservation				Transfers From Taxes or Liens	
Other Recreational Services	114,110.00	ISSUED AND OUTSTANDING		Sale for Cash (1984)	
EDUCATION (excluding schools)		School	5,783,000.00	Cancelled, Abated or Adjusted (1984)	
Libraries	390,000.00	Self-Liquidating		Balance December 31, 1984	132,400.00
Other Educational Services		Other	11,307,885.00	CURRENT FINANCES DECEMBER 31, 1984	
STATUTORY EXPENDITURES		Total	17,090,885.00	ASSETS	
Pensions & F. I. C. A.	2,432,000.00	EQUALIZED VALUATION BASIS		Cash Dec. 31, 1984	5,070,557.44
Employee Fringe Benefits	932,000.00	FOR NET DEBT COMPUTATION	556,461,855	Taxes Receivable	998,260.14
Other Statutory Expenditures	20,000.00	REAL PROPERTY VALUATIONS		Tax Title Liens	1,391,415.77
CETA And Other Public Employment Programs		Code Class # of Parcels % VAL'N	ASSESSED VALUATION	Foreclosed Property	132,400.00
MUNICIPAL FUNCTIONS TOTAL	20,340,585.88	1 Vacant Land 291 1.19	3,603,800.00	Emergencies & Other Deferred Charges	20,000.00
CAPITAL IMPROVEMENTS *MEMO*	20,000.00	2 Residential 7891 57.75	175,087,200.00	State and Federal Aid Receivable	
DEBT SERVICE		3 Farm		Other Receivables	370,449.72
Principal Payments	770,000.00	4a Commercial 643 14.77	44,780,400.00	Total	7,983,083.07
Interest Payments	703,263.43	4b Industrial 188 7.16	21,718,400.00	LIABILITIES, RESERVES, AND SURPLUS	
TYPE I SCHL DEBT *MEMO	222,700.00	4c Apartments 378 19.12	57,979,000.00	Cash Liabilities	2,073,557.08
DEFERRED CHARGES	58,651.60	Total 9391	303,168,800.00	Reserves for Receivables	2,773,077.10
SCHOOL, COUNTY, SPECIAL DISTRICT TAXES	15,736,413.03	Land Area 2.80 Sq. Miles		Surplus Dec. 31, 1984	3,136,448.89
RESERVE FOR UNCOLLECTED TAXES	1,808,000.00	Net Valuation Taxable-Municipal	315,944,300	Total	7,983,083.07
EXPENDITURES TOTAL	39,416,913.94	Net Valuation Taxable-County	576,584,447		
		State Equalized Valuation	597,705,055		
		State Equalization Ratio	51.84		

1984/3000

* ABOVE DEBT SERVICE INCLUDES TYPE I SCHOOL DEBT

0906
Population 1980 223,532
Population 1984 222,532
S & P Rating BBB+
Moody Rating BAA1

General Tax Rate Per \$100. 13.00
State Equalized Tax Rate 4.93

JERSEY CITY CITY – HUDSON COUNTY
Form of Government:
Mayor–Council Plan C (OMCL 50)
Number of Members on Governing Body – 9

PER CAPITA:
Gross Debt 862.43
Net Debt 254.74
Debt Service 58.07
Total Tax Levy 451.93
Municipal Expenditures 710.36
PER CENT:
Gross Debt 11.03
Net Debt 3.26
Tax Levy Collected 91.34
Tax Levy Cancelled, Abated or Adjusted .43

EXPENDITURES		REVENUES-REALIZED		1984 PROPERTY TAX	
GENERAL GOVERNMENT		STATE EQUALIZED TAX RATE		Local District School Taxes 1.46	
Governing Body & Public Boards	988,584.09	1984 Property Taxes Collected	91,638,503.08	Regional & Consolidated School Tax	29,496,603.00
Municipal Clerk	306,686.00	1984 Payments in Lieu of Taxes	3,215,512.75	School Taxes in Municipal Budget .05	983,275.75
Financial Administration	2,866,844.00	Delinquent Tax & Lien Collections	8,085,366.46	County Taxes .98	* 19,878,882.53
Assessment of Taxes	2,610,017.00	Business Personality Replacement Taxes	7,550,781.58	County Library Taxes	
Collection of Taxes	506,264.00	Taxes from Public Utilities	31,093,932.00	Local Municipal Purpose Taxes 2.45	49,509,912.94
Planning, Housing & Development	1,435,002.00	Other Miscellaneous Tax Revenues	733,949.30	Veteran & Senior Citizen Taxes	1,136,400.00
Human Resources	4,725,011.04	State Aid Revenues	24,371,132.97	Total Taxes for Rate Computation 4.94	101,005,074.22
Elections	47,760.00	Federal Aid Revenues		Special District Taxes	
General Administration (other)	19,484,505.33	State and Local Fiscal Assistance Act Utilized	4,127,812.55	Bank Corp. Taxes	246,477.19
JUDICIARY		Sale of Acquired Property	428,295.00	Added and Omitted Taxes	452,754.61
Municipal Courts	1,773,178.00	Other Miscellaneous Revenues	17,575,306.54	Total Taxes Levied - ABSTRACT	100,567,906.02
PUBLIC SAFETY		Total	188,820,592.23	Total Taxes Billed	100,326,481.03
Fire Protection	25,328,944.00	Prior Years Surplus Appropriated	12,405,917.00	1984 TAXES COLLECTED	91,638,503.08
Police Protection	27,560,062.00	REVENUES TOTAL	201,226,509.23	1984 Taxes Cancelled, Abated or Adjusted	431,220.22
Civil Defense & Disaster Control	27,692.00	Reserve For Uncollected Taxes	10,229,989.97	Transfer to Tax Title Liens or Foreclosed	2,866,295.10
Environmental Inspection & Control	543,842.00	CAPITAL OUTLAY TOTAL	7,417,719.85	Balance Outstanding Dec. 31, 1984	5,390,462.63
Other Public Safety		Public Enterprises	1,847,386.53	PRIOR YEARS TAXES OUTSTANDING	
PUBLIC WORKS		Recreation—Culture	1,344,412.74	Balance January 1, 1984	10,550,227.16
Streets and Drainage	8,131,401.00	Public Works	2,537,286.00	Collected in 1984	5,401,215.29
Sewers and Sewage Processing	1,661,389.00	Buildings and Grounds	1,656,375.78	Cancelled, Abated or Adjusted 1984	494,531.71
Garbage and Trash Disposal		Library and Education	32,258.80	Transfers to Tax Title Liens or Foreclosed	1,055,174.58
Public Buildings and Grounds		Conservation		Balance December 31, 1984	3,599,305.58
Other Public Works	2,198,706.00	All Other		TAX TITLE LIENS OUTSTANDING	
HEALTH and WELFARE		CAPITAL DEBT AUTHORIZED, DECEMBER 31, 1984		Balance January 1, 1984	16,229,636.06
Health Services Except Environmental	4,149,010.50	ISSUED AND UNISSUED		Transfer From Taxes	4,210,909.93
Welfare-Public Assistance	3,100,000.00	School	65,654,044	Redeemed in 1984	2,684,151.17
Hospitals, Clinics, First Aid	3,934,859.00	Self-liquidating	48,136,250	Cancelled, Abated or Adjusted (1984)	
Animal, Insect, & Rodent Control	126,000.00	Other	78,127,861	Transfers to Foreclosed Property	2,242,073.83
Other Welfare Services	753,384.00	Total	191,918,155	Balance December 31, 1984	15,514,320.99
RECREATION and CONSERVATION		ISSUED AND OUTSTANDING		PROPERTY ACQUIRED BY DEED OR FORECLOSURE	
Beaches and Boardwalks		School	50,943,798.00	Balance January 1, 1984	16,795,757.17
Parks, Playgrounds, Shade Trees	108,625.00	Self-Liquidating	39,470,100.00	Transfers From Taxes or Liens	2,242,073.83
Land Reclamation & Conservation	19,700.00	Other	67,980,400.00	Sale for Cash (1984)	883,295.00
Other Recreational Services		Total	158,394,298.00	Cancelled, Abated or Adjusted (1984)	3,125,000.00
EDUCATION (excluding schools)		EQUALIZED VALUATION BASIS		Balance December 31, 1984	15,029,536.00
Libraries	2,983,571.00	FOR NET DEBT COMPUTATION	1,740,719,723	CURRENT FINANCES DECEMBER 31, 1984	
Other Educational Services	25,000.00	REAL PROPERTY VALUATIONS		ASSETS	
STATUTORY EXPENDITURES		Code Class # of Parcels % VAL'N		Cash Dec. 31, 1984	32,662,545.58
Pensions & F. I. C. A.	11,806,316.00	1 Vacant Land 3792 5.12	37,868,650.00	Taxes Receivable	8,989,768.21
Employee Fringe Benefits	7,009,884.00	2 Residential 24105 43.79	323,753,288.00	Tax Title Liens	15,514,320.99
Other Statutory Expenditures	305,760.00	3 Farm		Foreclosed Property	15,029,536.00
CETA And Other Public Employment Programs		4a Commercial 3686 18.00	133,114,550.00	Emergencies & Other Deferred Charges	2,072,084.09
MUNICIPAL FUNCTIONS		4b Industrial 1255 21.17	156,522,800.00	State and Federal Aid Receivable	196,129.71
CAPITAL IMPROVEMENTS *MEMO*	100,000.00	4c Apartments 2105 11.92	88,101,600.00	Other Receivables	7,205,662.38
DEBT SERVICE		Total 34943	739,360,888.00	Total	81,670,046.96
Principal Payments	8,646,953.13	Land Area 14.65 Sq. Miles		LIABILITIES, RESERVES, AND SURPLUS	
Interest Payments	4,274,685.55	Net Valuation Taxable-Municipal	768,200,170	Cash Liabilities	25,346,038.44
TYPE I SCHL DEBT *MEMO	6,053,722.78	Net Valuation Taxable-County	1,816,916,933	Reserves for Receivables	46,287,509.07
DEFERRED CHARGES	407,329.80	State Equalized Valuation	1,993,846,715	Surplus Dec. 31, 1984	10,036,499.45
SCHOOL, COUNTY, SPECIAL DISTRICT TAXES	50,353,761.28	State Equalization Ratio	37.95	Total	81,670,046.96
RESERVE FOR UNCOLLECTED TAXES	10,229,989.97				
EXPENDITURES TOTAL	208,435,716.69				

1984/3000

* ABOVE DEBT SERVICE INCLUDES TYPE I SCHOOL DEBT

308

*Includes County Health Service Taxes or County Vocational School Taxes. See Table 13.

1321
Population 1980 10,613
Population 1984 10,548
S & P Rating
Moody Rating BAA

General Tax Rate Per \$100.

3.98

State Equalized Tax Rate

3.17

KEANSBURG BOROUGH - MONMOUTH CO.

Form of Government:

Council-Manager Plan B (OMCL 50)

Number of Members on Governing Body - 5

PER CAPITA:

Gross Debt 436.57
Net Debt 314.74
Debt Service 26.87
Total Tax Levy 417.89
Municipal Expenditures 342.36

PER CENT:

Gross Debt 3.65
Net Debt 2.63
Tax Levy Collected 86.04
Tax Levy Cancelled, Abated or Adjusted

EXPENDITURES		REVENUES-REALIZED		1984 PROPERTY TAX	
GENERAL GOVERNMENT				STATE EQUALIZED TAX RATE →	
Governing Body & Public Boards	8,925.00	1984 Property Taxes Collected	3,779,843.79	Local District School Taxes 1.43	1,980,608.75
Municipal Clerk	26,390.00	1984 Payments in Lieu of Taxes	33,070.00	Regional & Consolidated School Tax	
Financial Administration	77,449.80	Delinquent Tax & Lien Collections	479,326.83	School Taxes in Municipal Budget	
Assessment of Taxes	11,753.00	Business Personalty Replacement Taxes	61,827.16	County Taxes .51	704,740.57
Collection of Taxes	47,538.00	Taxes from Public Utilities	360,412.00	County Library Taxes .02	26,865.31
Planning, Housing & Development	2,080.00	Other Miscellaneous Tax Revenues	240.43	Local Municipal Purpose Taxes 1.21	1,668,596.39
Human Resources	200,744.00	State Aid Revenues	519,290.84	Veteran & Senior Citizen Taxes	103,900.00
Elections	7,841.00	Federal Aid Revenues		Total Taxes for Rate Computation 3.17	4,484,711.02
General Administration (other)	295,697.73	State and Local Fiscal Assistance Act Utilized	178,472.84	Special District Taxes	
JUDICIARY		Sale of Acquired Property		Bank Corp. Taxes	14,691.81
Municipal Courts	41,875.00	Other Miscellaneous Revenues	453,617.66	Added and Omitted Taxes	12,432.28
PUBLIC SAFETY		Total	5,866,115.55	Total Taxes Levied - ABSTRACT	4,407,935.11
Fire Protection	194,080.00	Prior Years Surplus Appropriated		Total Taxes Billed	4,393,243.30
Police Protection	755,050.00	REVENUES TOTAL	5,866,115.55	1984 TAXES COLLECTED	3,779,848.79
Civil Defense & Disaster Control	1,000.00	Reserve For Uncollected Taxes	534,260.78	1984 Taxes Cancelled, Abated or Adjusted	
Environmental Inspection & Control	36,674.00	CAPITAL OUTLAY TOTAL	1,476,560.08	Transfer to Tax Title Liens or Foreclosed	107,257.06
Other Public Safety				Balance Outstanding Dec. 31, 1984	506,137.45
PUBLIC WORKS				PRIOR YEARS TAXES OUTSTANDING	
Streets and Drainage	253,343.00	Public Enterprises		Balance January 1, 1984	426,600.73
Sewers and Sewage Processing		Recreation—Culture		Collected in 1984	385,722.25
Garbage and Trash Disposal	27,500.00	Public Works	1,239,046.71	Cancelled, Abated or Adjusted 1984	
Public Buildings and Grounds	181,842.00	Buildings and Grounds	237,415.70	Transfers to Tax Title Liens or Foreclosed	39,374.72
Other Public Works		Library and Education	97.67	Balance December 31, 1984	1,503.76
HEALTH and WELFARE		Conservation		TAX TITLE LIENS OUTSTANDING	
Health Services Except Environmental	41,701.00	All Other		Balance January 1, 1984	249,352.35
Welfare-Public Assistance	23,021.00			Transfer From Taxes	152,542.56
Hospitals, Clinics, First Aid				Redeemed in 1984	93,604.58
Animal, Insect, & Rodent Control				Cancelled, Abated or Adjusted (1984)	
Other Welfare Services				Transfers to Foreclosed Property	
RECREATION and CONSERVATION				Balance December 31, 1984	308,290.33
Beaches and Boardwalks				PROPERTY ACQUIRED BY DEED OR FORECLOSURE	
Parks, Playgrounds, Shade Trees	41,825.00			Balance January 1, 1984	470,550.00
Land Reclamation & Conservation	30,000.00			Transfers From Taxes or Liens	
Other Recreational Services	2,500.00			Sale for Cash (1984)	
EDUCATION (excluding schools)				Cancelled, Abated or Adjusted (1984)	
Libraries	8,913.00			Balance December 31, 1984	470,550.00
Other Educational Services				CURRENT FINANCES DECEMBER 31, 1984	
STATUTORY EXPENDITURES				ASSETS	
Pensions & F. I. C. A.	211,080.00			Cash Dec. 31, 1984	705,991.70
Employee Fringe Benefits	126,800.00			Taxes Receivable	507,641.21
Other Statutory Expenditures	20,000.00			Tax Title Liens	308,290.33
CETA And Other Public Employment Programs				Foreclosed Property	470,550.00
MUNICIPAL FUNCTIONS TOTAL	2,675,622.53			Emergencies & Other Deferred Charges	59,386.14
CAPITAL IMPROVEMENTS *MEMO*	22,500.00			State and Federal Aid Receivable	
DEBT SERVICE				Other Receivables	74,609.93
Principal Payments	130,000.00			Total	2,126,469.31
Interest Payments	153,464.80			LIABILITIES, RESERVES, AND SURPLUS	
DEFERRED CHARGES	117,865.03			Cash Liabilities	463,811.98
SCHOOL, COUNTY, SPECIAL DISTRICT TAXES	2,712,214.63			Reserves for Receivables	1,303,083.79
RESERVE FOR UNCOLLECTED TAXES	534,260.78			Surplus Dec. 31, 1984	359,573.54
EXPENDITURES TOTAL	6,323,427.77			Total	2,126,469.31

1322

Population 1980 **7,413**
 Population 1984 **7,373**
 S & P Rating
 Moody Rating **A**

General Tax Rate Per \$100. **2.54**
 State Equalized Tax Rate **2.67**

KEYPORT BOROUGH – MONMOUTH CO.**Form of Government:****Borough Council****Number of Members on Governing Body – 6****PER CAPITA:**

Gross Debt **478.17**
 Net Debt **146.52**
 Debt Service **17.21**
 Total Tax Levy **508.58**
 Municipal Expenditures **327.53**

PER CENT:

Gross Debt **2.87**
 Net Debt **.88**
 Tax Levy Collected **92.03**
 Tax Levy Cancelled, Abated or Adjusted **1.05**

EXPENDITURES		REVENUES-REALIZED		1984 PROPERTY TAX	
GENERAL GOVERNMENT				STATE EQUALIZED TAX RATE 1.46	
Governing Body & Public Boards	300.00	1984 Property Taxes Collected		Local District School Taxes	2,039,003.50
Municipal Clerk		1984 Payments in Lieu of Taxes		Regional & Consolidated School Tax	
Financial Administration	49,699.00	Delinquent Tax & Lien Collections		School Taxes in Municipal Budget	
Assessment of Taxes	17,050.00	Business Personalty Replacement Taxes		County Taxes	701,408.34
Collection of Taxes	40,000.00	Taxes from Public Utilities		County Library Taxes	
Planning, Housing & Development	8,500.00	Other Miscellaneous Tax Revenues		Local Municipal Purpose Taxes	984,881.46
Human Resources		State Aid Revenues		Veteran & Senior Citizen Taxes	59,550.00
Elections	2,000.00	Federal Aid Revenues		Total Taxes for Rate Computation	2.67 3,784,843.30
General Administration (other)	219,231.92	State and Local Fiscal Assistance Act Utilized		Special District Taxes	
JUDICIARY		Sale of Acquired Property		Bank Corp. Taxes	18,195.77
Municipal Courts	28,300.00	Other Miscellaneous Revenues		Added and Omitted Taxes	6,281.54
PUBLIC SAFETY		Total		Total Taxes Levied - ABSTRACT	3,749,770.61
Fire Protection	50,950.00	Prior Years Surplus Appropriated		Total Taxes Billed	3,732,584.29
Police Protection	595,200.00	REVENUES TOTAL		1984 TAXES COLLECTED	3,434,923.55
Civil Defense & Disaster Control	3,100.00	Reserve For Uncollected Taxes		1984 Taxes Cancelled, Abated or Adjusted	39,277.62
Environmental Inspection & Control	31,750.00	CAPITAL OUTLAY TOTAL		Transfer to Tax Title Liens or Foreclosed	12,009.59
Other Public Safety				Balance Outstanding Dec. 31, 1984	246,373.53
PUBLIC WORKS		Public Enterprises		PRIOR YEARS TAXES OUTSTANDING	
Streets and Drainage	278,346.61	Recreation—Culture		Balance January 1, 1984	211,564.14
Sewers and Sewage Processing		Public Works		Collected in 1984	191,931.74
Garbage and Trash Disposal	192,426.18	Buildings and Grounds		Cancelled, Abated or Adjusted 1984	
Public Buildings and Grounds	26,950.00	Library and Education		Transfers to Tax Title Liens or Foreclosed	1,995.19
Other Public Works	24,000.00	Conservation		Balance December 31, 1984	17,637.21
HEALTH and WELFARE		All Other		TAX TITLE LIENS OUTSTANDING	
Health Services Except Environmental	44,659.00	CAPITAL DEBT AUTHORIZED, DECEMBER 31, 1984		Balance January 1, 1984	62,976.51
Welfare-Public Assistance	18,201.00	ISSUED AND UNISSUED GROSS DEBT NET DEBT		Transfer From Taxes	14,312.64
Hospitals, Clinics, First Aid		School 243,000		Redeemed in 1984	13,139.17
Animal, Insect, & Rodent Control		Self-liquidating 2,202,217		Cancelled, Abated or Adjusted (1984)	623.25
Other Welfare Services		Other 1,080,325		Transfers to Foreclosed Property	
RECREATION and CONSERVATION		Total 3,525,542		Balance December 31, 1984	63,526.73
Beaches and Boardwalks		ISSUED AND OUTSTANDING		PROPERTY ACQUIRED BY DEED OR FORECLOSURE	
Parks, Playgrounds, Shade Trees	4,000.00	School 243,000.00		Balance January 1, 1984	165,800.00
Land Reclamation & Conservation		Self-Liquidating 2,181,600.00		Transfers From Taxes or Liens	
Other Recreational Services	24,550.00	Other 1,051,200.00		Sale for Cash (1984)	
EDUCATION (excluding schools)		Total 3,475,800.00		Cancelled, Abated or Adjusted (1984)	
Libraries	27,015.00	EQUALIZED VALUATION BASIS		Balance December 31, 1984	165,800.00
Other Educational Services	1,000.00	FOR NET DEBT COMPUTATION		CURRENT FINANCES DECEMBER 31, 1984	
STATUTORY EXPENDITURES		REAL PROPERTY VALUATIONS		ASSETS	
Pensions & F. I. C. A.	144,803.95	Code Class # of Parcels % VAL'N ASSESSED VALUATION		Cash Dec. 31, 1984	468,806.49
Employee Fringe Benefits	62,500.00	1 Vacant Land 207 2.47 3,412,500.00		Taxes Receivable	264,010.74
Other Statutory Expenditures	7,000.00	2 Residential 1612 65.33 90,386,100.00		Tax Title Liens	63,526.73
CETA And Other Public Employment Programs		3 Farm 29,027,600.00		Foreclosed Property	165,800.00
MUNICIPAL FUNCTIONS TOTAL	1,901,532.66	4a Commercial 6 3.26 4,504,700.00		Emergencies & Other Deferred Charges	49,618.61
CAPITAL IMPROVEMENTS *MEMO*	10,000.00	4c Apartments 19 7.97 11,028,000.00		State and Federal Aid Receivable	44,540.71
DEBT SERVICE		Total 2074 138,358,900.00		Other Receivables	14,798.16
Principal Payments	79,200.00	Land Area 1.40 Sq. Miles		Total	1,071,101.44
Interest Payments	47,655.25	Net Valuation Taxable-Municipal		LIABILITIES, RESERVES, AND SURPLUS	
DEFERRED CHARGES		Net Valuation Taxable-County		Cash Liabilities	235,913.15
SCHOOL, COUNTY, SPECIAL DISTRICT TAXES	14,095.00	State Equalized Valuation		Reserves for Receivables	508,135.63
RESERVE FOR UNCOLLECTED TAXES	2,740,411.84	State Equalization Ratio		Surplus Dec. 31, 1984	327,052.66
EXPENDITURES TOTAL	5,155,320.68			Total	1,071,101.44

1016

Population 1980 2,772
 Population 1984 2,896
 S & P Rating
 Moody Rating AAA

General Tax Rate Per \$100.

2.07

State Equalized Tax Rate

1.98

KINGWOOD TOWNSHIP – HUNTERDON CO.**Form of Government:****Township Committee****Number of Members on Governing Body – 3****PER CAPITA:**

Gross Debt 411.62
 Net Debt 7.21
 Debt Service
 Total Tax Levy 644.02
 Municipal Expenditures 242.67

PER CENT:

Gross Debt 1.41
 Net Debt .02
 Tax Levy Collected 90.93
 Tax Levy Cancelled, Abated or Adjusted .29

EXPENDITURES		REVENUES-REALIZED		1984 PROPERTY TAX	
GENERAL GOVERNMENT				STATE EQUALIZED TAX RATE	
Governing Body & Public Boards		1984 Property Taxes Collected	1,695,686.84	Local District School Taxes .92	851,836.65
Municipal Clerk		1984 Payments in Lieu of Taxes		Regional & Consolidated School Tax .62	569,074.28
Financial Administration	11,689.00	Delinquent Tax & Lien Collections	188,935.93	School Taxes in Municipal Budget	
Assessment of Taxes	10,413.00	Business Personalty Replacement Taxes	53,837.63	County Taxes .42	384,790.64
Collection of Taxes	8,166.00	Taxes from Public Utilities	210,936.00	County Library Taxes .03	24,376.36
Planning, Housing & Development	5,000.00	Other Miscellaneous Tax Revenues		Local Municipal Purpose Taxes	
Human Resources		State Aid Revenues	16,449.06	Veteran & Senior Citizen Taxes	27,650.00
Elections	900.00	Federal Aid Revenues		Total Taxes for Rate Computation 1.99	1,857,727.93
General Administration (other)	48,274.00	State and Local Fiscal Assistance Act Utilized	19,698.54	Special District Taxes	
JUDICIARY		Sale of Acquired Property		Bank Corp. Taxes	5,243.38
Municipal Courts	9,525.00	Other Miscellaneous Revenues	292,061.60	Added and Omitted Taxes	29,761.94
PUBLIC SAFETY		Total	2,477,605.65	Total Taxes Levied - ABSTRACT	1,865,083.25
Fire Protection	25,300.00	Prior Years Surplus Appropriated	262,289.30	Total Taxes Billed	1,864,923.24
Police Protection	22,000.00	REVENUES TOTAL	2,739,894.95	1984 TAXES COLLECTED	1,695,686.84
Civil Defense & Disaster Control	200.00	Reserve For Uncollected Taxes	243,201.14	1984 Taxes Cancelled, Abated or Adjusted	5,317.28
Environmental Inspection & Control	10,500.00	CAPITAL OUTLAY TOTAL	104,259.64	Transfer to Tax Title Liens or Foreclosed	8,225.86
Other Public Safety				Balance Outstanding Dec. 31, 1984	155,693.26
PUBLIC WORKS				PRIOR YEARS TAXES OUTSTANDING	
Streets and Drainage	225,298.54	Public Enterprises		Balance January 1, 1984	189,625.90
Sewers and Sewage Processing		Recreation—Culture		Collected in 1984	179,120.15
Garbage and Trash Disposal		Public Works	104,259.64	Cancelled, Abated or Adjusted 1984	437.75
Public Buildings and Grounds	13,480.00	Buildings and Grounds		Transfers to Tax Title Liens or Foreclosed	5,302.14
Other Public Works		Library and Education		Balance December 31, 1984	4,765.86
HEALTH and WELFARE		Conservation		TAX TITLE LIENS OUTSTANDING	
Health Services Except Environmental	5,870.00	All Other		Balance January 1, 1984	26,288.94
Welfare-Public Assistance	1,450.00	CAPITAL DEBT AUTHORIZED, DECEMBER 31, 1984		Transfer From Taxes	14,646.04
Hospitals, Clinics, First Aid		ISSUED AND UNISSUED GROSS DEBT		Redeemed in 1984	9,815.78
Animal, Insect, & Rodent Control		School 1,171,187		Cancelled, Abated or Adjusted (1984)	
Other Welfare Services		Self-liquidating 20,868	20,868	Transfers to Foreclosed Property	
RECREATION and CONSERVATION		Other 20,868	20,868	Balance December 31, 1984	31,119.20
Beaches and Boardwalks		Total 1,192,055		PROPERTY ACQUIRED BY DEED OR FORECLOSURE	
Parks, Playgrounds, Shade Trees	400.00	ISSUED AND OUTSTANDING		Balance January 1, 1984	
Land Reclamation & Conservation	500.00	School 1,170,210.24		Transfers From Taxes or Liens	
Other Recreational Services	800.00	Self-Liquidating		Sale for Cash (1984)	
EDUCATION (excluding schools)		Other		Cancelled, Abated or Adjusted (1984)	
Libraries		Total 1,170,210.24		Balance December 31, 1984	
Other Educational Services	500.00	EQUALIZED VALUATION BASIS		CURRENT FINANCES DECEMBER 31, 1984	
STATUTORY EXPENDITURES		FOR NET DEBT COMPUTATION	84,750,443	ASSETS	
Pensions & F. I. C. A.	21,000.00	REAL PROPERTY VALUATIONS		Cash Dec. 31, 1984	1,288,339.31
Employee Fringe Benefits	12,000.00	Code Class # of Parcels % VAL'N		Taxes Receivable	160,459.12
Other Statutory Expenditures	500.00	1 Vacant Land 225 6.06	5,298,100.00	Tax Title Liens	31,119.20
CETA And Other Public Employment Programs		2 Residential 600 50.84	44,459,650.00	Foreclosed Property	
MUNICIPAL FUNCTIONS TOTAL	433,765.54	3 Farm 763 33.52	29,312,940.00	Emergencies & Other Deferred Charges	19,200.00
CAPITAL IMPROVEMENTS *MEMO*	30,000.00	4a Commercial 29 5.44	4,756,188.00	State and Federal Aid Receivable	
DEBT SERVICE		4b Industrial 4 3.91	3,420,500.00	Other Receivables	7,652.41
Principal Payments		4c Apartments 1 .23	197,100.00	Total	1,506,770.04
Interest Payments		Total 1622	87,444,478.00	LIABILITIES, RESERVES, AND SURPLUS	
DEFERRED CHARGES	25,807.50	Land Area 35.60 Sq. Miles		Cash Liabilities	619,438.71
SCHOOL, COUNTY, SPECIAL DISTRICT TAXES	1,830,077.93	Net Valuation Taxable-Municipal	88,655,090	Reserves for Receivables	199,230.73
RESERVE FOR UNCOLLECTED TAXES	243,201.14	Net Valuation Taxable-County	85,468,396	Surplus Dec. 31, 1984	688,100.60
EXPENDITURES TOTAL	2,532,852.11	State Equalized Valuation	92,412,612	Total	1,506,770.04
		State Equalization Ratio	95.88		

1415
 Population 1980 **7,770**
 Population 1984 **7,969**
 S & P Rating
 Moody Rating

General Tax Rate Per \$100.
5.92
 State Equalized Tax Rate
2.29

KINNELON BOROUGH – MORRIS COUNTY
Form of Government:
Borough Council
Number of Members on Governing Body – 6

PER CAPITA:
 Gross Debt **193.93**
 Net Debt **118.89**
 Debt Service **32.33**
 Total Tax Levy **1,110.72**
 Municipal Expenditures **361.74**

PER CENT:
 Gross Debt **.44**
 Net Debt **.27**
 Tax Levy Collected **96.30**
 Tax Levy Cancelled, Abated or Adjusted **.09**

EXPENDITURES		REVENUES-REALIZED		1984 PROPERTY TAX	
GENERAL GOVERNMENT				STATE EQUALIZED TAX RATE → 1.54	
Governing Body & Public Boards		1984 Property Taxes Collected	8,527,359.70	Local District School Taxes	5,927,266.75
Municipal Clerk		1984 Payments in Lieu of Taxes		Regional & Consolidated School Tax	
Financial Administration	12,959.00	Delinquent Tax & Lien Collections	242,424.98	School Taxes in Municipal Budget	
Assessment of Taxes	182,827.00	Business Personalty Replacement Taxes	32,555.60	County Taxes	.34
Collection of Taxes	31,690.00	Taxes from Public Utilities	312,002.00	County Library Taxes	
Planning, Housing & Development	15,446.00	Other Miscellaneous Tax Revenues		Local Municipal Purpose Taxes	.40
Human Resources	3,000.00	State Aid Revenues	67,992.92	Veteran & Senior Citizen Taxes	
Elections		Federal Aid Revenues		Total Taxes for Rate Computation	2.28
General Administration (other)	201,939.00	State and Local Fiscal Assistance Act Utilized	36,001.00	Special District Taxes	
JUDICIARY		Sale of Acquired Property		Bank Corp. Taxes	10,178.50
Municipal Courts	20,648.00	Other Miscellaneous Revenues	289,399.51	Added and Omitted Taxes	68,474.36
PUBLIC SAFETY		Total	9,507,735.71	Total Taxes Levied - ABSTRACT	8,851,344.37
Fire Protection	72,161.00	Prior Years Surplus Appropriated	500,000.00	Total Taxes Billed	8,854,746.72
Police Protection	486,466.00	REVENUES TOTAL	10,007,735.71	1984 TAXES COLLECTED	8,527,359.70
Civil Defense & Disaster Control	500.00	Reserve For Uncollected Taxes	571,450.26	1984 Taxes Cancelled, Abated or Adjusted	7,535.76
Environmental Inspection & Control	32,180.00	CAPITAL OUTLAY TOTAL	207,864.33	Transfer to Tax Title Liens or Foreclosed	9,122.76
Other Public Safety				Balance Outstanding Dec. 31, 1984	310,728.50
PUBLIC WORKS				PRIOR YEARS TAXES OUTSTANDING	
Streets and Drainage	3,927.00	Public Enterprises		Balance January 1, 1984	237,436.37
Sewers and Sewage Processing	2,340.00	Recreation—Culture		Collected in 1984	229,434.66
Garbage and Trash Disposal	221,360.00	Public Works	207,784.33	Cancelled, Abated or Adjusted 1984	4,119.20
Public Buildings and Grounds	79,868.00	Buildings and Grounds	80.00	Transfers to Tax Title Liens or Foreclosed	
Other Public Works	248,166.00	Library and Education		Balance December 31, 1984	3,882.51
HEALTH and WELFARE		Conservation		TAX TITLE LIENS OUTSTANDING	
Health Services Except Environmental	76,621.00	All Other		Balance January 1, 1984	47,060.93
Welfare-Public Assistance	1,396.00	CAPITAL DEBT AUTHORIZED, DECEMBER 31, 1984		Transfer From Taxes	9,122.76
Hospitals, Clinics, First Aid	400.00	ISSUED AND UNISSUED GROSS DEBT		Redeemed in 1984	12,990.32
Animal, Insect, & Rodent Control		School	598,000	Cancelled, Abated or Adjusted (1984)	
Other Welfare Services		Self-liquidating	947,400	Transfers to Foreclosed Property	
RECREATION and CONSERVATION		Other	947,400	Balance December 31, 1984	43,193.37
Beaches and Boardwalks		Total	1,545,400	PROPERTY ACQUIRED BY DEED OR FORECLOSURE	
Parks, Playgrounds, Shade Trees		ISSUED AND OUTSTANDING		Balance January 1, 1984	23,700.00
Land Reclamation & Conservation	930.00	School	598,000.00	Transfers From Taxes or Liens	
Other Recreational Services	52,805.00	Self-Liquidating	947,400.00	Sale for Cash (1984)	
EDUCATION (excluding schools)		Other	1,545,400.00	Cancelled, Abated or Adjusted (1984)	
Libraries	109,000.00	Total		Balance December 31, 1984	23,700.00
Other Educational Services		EQUALIZED VALUATION BASIS		CURRENT FINANCES DECEMBER 31, 1984	
STATUTORY EXPENDITURES		FOR NET DEBT COMPUTATION	353,587,360	ASSETS	
Pensions & F. I. C. A.	117,637.41	REAL PROPERTY VALUATIONS		Cash Dec. 31, 1984	969,573.70
Employee Fringe Benefits	59,250.00	Code Class # of Parcels % VAL'N		Taxes Receivable	314,611.01
Other Statutory Expenditures	8,530.00	1 Vacant Land 730 7.85	11,600,200.00	Tax Title Liens	43,193.37
CETA And Other Public Employment Programs		2 Residential 2458 87.20	128,771,688.00	Foreclosed Property	23,700.00
MUNICIPAL FUNCTIONS	2,047,046.41	3 Farm 10 .33	491,020.00	Emergencies & Other Deferred Charges	325,300.00
CAPITAL IMPROVEMENTS *MEMO*	25,000.00	4a Commercial 69 4.60	6,788,250.00	State and Federal Aid Receivable	1,204.89
DEBT SERVICE		4b Industrial 1 .02	28,700.00	Other Receivables	12,011.00
Principal Payments	195,000.00	4c Apartments		Total	1,689,593.97
Interest Payments	62,660.18	Total	147,679,858.00	LIABILITIES, RESERVES, AND SURPLUS	
DEFERRED CHARGES	6,542.80	Land Area 19.05 Sq. Miles		Cash Liabilities	505,735.66
SCHOOL, COUNTY, SPECIAL DISTRICT TAXES	7,248,149.11	Net Valuation Taxable-Municipal	148,416,763	Reserves for Receivables	393,515.38
RESERVE FOR UNCOLLECTED TAXES	571,450.26	Net Valuation Taxable-County	361,446,656	Surplus Dec. 31, 1984	790,342.93
EXPENDITURES		State Equalized Valuation	383,228,164	Total	1,689,593.97
TOTAL	10,130,848.76	State Equalization Ratio	38.61		

1512
Population 1980 14,161
Population 1984 15,795
S & P Rating
Moody Rating

General Tax Rate Per \$100.
1.82
State Equalized Tax Rate
1.51

LACEY TOWNSHIP – OCEAN COUNTY
Form of Government:
Township Committee
Number of Members on Governing Body – 5

PER CAPITA:
Gross Debt 873.03
Net Debt 23.46
Debt Service
Total Tax Levy 524.83
Municipal Expenditures 623.46
PER CENT:
Gross Debt 2.77
Net Debt .07
Tax Levy Collected 94.18
Tax Levy Cancelled, Abated or Adjusted .06

EXPENDITURES		REVENUES-REALIZED		1984 PROPERTY TAX	
GENERAL GOVERNMENT				STATE EQUALIZED TAX RATE → .96	
Governing Body & Public Boards	21,400.00	1984 Property Taxes Collected		Local District School Taxes	5,111,768.00
Municipal Clerk		1984 Payments in Lieu of Taxes		Regional & Consolidated School Tax	
Financial Administration	123,700.00	Delinquent Tax & Lien Collections		School Taxes in Municipal Budget	
Assessment of Taxes	94,700.00	Business Personalty Replacement Taxes		County Taxes	* 2,327,215.98
Collection of Taxes	166,490.97	Taxes from Public Utilities		County Library Taxes	.03 135,737.51
Planning, Housing & Development	128,100.00	Other Miscellaneous Tax Revenues		Local Municipal Purpose Taxes	.09 496,235.53
Human Resources	4,500.00	State Aid Revenues		Veteran & Senior Citizen Taxes	373,575.00
Elections		Federal Aid Revenues		Total Taxes for Rate Computation	1.52 8,444,532.02
General Administration (other)	811,038.81	State and Local Fiscal Assistance Act Utilized		Special District Taxes	
JUDICIARY		Sale of Acquired Property		Bank Corp. Taxes	14,690.07
Municipal Courts	96,700.00	Other Miscellaneous Revenues		Added and Omitted Taxes	204,001.75
PUBLIC SAFETY		Total		Total Taxes Levied - ABSTRACT	8,289,648.84
Fire Protection	75,000.00	Prior Years Surplus Appropriated		Total Taxes Billed	8,278,862.01
Police Protection	1,489,673.45	REVENUES TOTAL		1984 TAXES COLLECTED	7,797,430.85
Civil Defense & Disaster Control	28,000.00	Reserve For Uncollected Taxes		1984 Taxes Cancelled, Abated or Adjusted	4,587.72
Environmental Inspection & Control	113,350.00	CAPITAL OUTLAY TOTAL		Transfer to Tax Title Liens or Foreclosed	47,788.46
Other Public Safety	10,000.00			Balance Outstanding Dec. 31, 1984	429,055.48
PUBLIC WORKS		Public Enterprises		PRIOR YEARS TAXES OUTSTANDING	
Streets and Drainage	802,700.00	Recreation—Culture		Balance January 1, 1984	1,249,591.93
Sewers and Sewage Processing		Public Works		Collected in 1984	787,028.12
Garbage and Trash Disposal	578,000.00	Buildings and Grounds		Cancelled, Abated or Adjusted 1984	222,316.40
Public Buildings and Grounds	217,500.00	Library and Education		Transfers to Tax Title Liens or Foreclosed	31,119.04
Other Public Works	85,000.00	Conservation		Balance December 31, 1984	209,128.37
HEALTH and WELFARE		All Other		TAX TITLE LIENS OUTSTANDING	
Health Services Except Environmental	31,100.00	CAPITAL DEBT AUTHORIZED, DECEMBER 31, 1984		Balance January 1, 1984	256,008.99
Welfare-Public Assistance	3,575.00	ISSUED AND UNISSUED GROSS DEBT NET DEBT		Transfer From Taxes	146,901.21
Hospitals, Clinics, First Aid	6,000.00	School 13,419,000		Redeemed in 1984	200,386.49
Animal, Insect, & Rodent Control	18,000.00	Self-liquidating 370,500		Cancelled, Abated or Adjusted (1984)	
Other Welfare Services		Other 370,500		Transfers to Foreclosed Property	134,167.53
RECREATION and CONSERVATION		Total 13,789,500		Balance December 31, 1984	68,356.18
Beaches and Boardwalks		ISSUED AND OUTSTANDING		PROPERTY ACQUIRED BY DEED OR	
Parks, Playgrounds, Shade Trees	95,000.00	School 13,419,000.00		FORECLOSURE	
Land Reclamation & Conservation	95,700.00	Self-Liquidating 237,500.00		Balance January 1, 1984	122,772.50
Other Recreational Services		Total 13,656,500.00		Transfers From Taxes or Liens	134,167.53
EDUCATION (excluding schools)		EQUALIZED VALUATION BASIS		Sale for Cash (1984)	
Libraries	3,000.00	FOR NET DEBT COMPUTATION		Cancelled, Abated or Adjusted (1984)	
Other Educational Services	3,160,160.00	REAL PROPERTY VALUATIONS		Balance December 31, 1984	256,940.03
STATUTORY EXPENDITURES		Code Class # of Parcels % VAL'N ASSESSED VALUATION		CURRENT FINANCES DECEMBER 31, 1984	
Pensions & F. I. C. A.	410,000.00	1 Vacant Land 9748 14.09 61,678,000.00		ASSETS	
Employee Fringe Benefits		2 Residential 6967 73.78 322,887,400.00		Cash Dec. 31, 1984	9,630,490.92
Other Statutory Expenditures	23,000.00	3 Farm 22 .11 463,040.00		Taxes Receivable	638,183.85
CETA And Other Public Employment Programs		4a Commercial 140 6.28 27,488,900.00		Tax Title Liens	68,356.18
MUNICIPAL FUNCTIONS TOTAL	8,681,388.23	4b Industrial 1 5.74 25,123,800.00		Foreclosed Property	256,940.03
CAPITAL IMPROVEMENTS *MEMO*	50,000.00	4c Apartments		Emergencies & Other Deferred Charges	4,119.94
DEBT SERVICE		Total 16873 437,641,140.00		State and Federal Aid Receivable	49,855.56
Principal Payments		Land Area 84.60 Sq. Miles		Other Receivables	40,367.62
Interest Payments		Net Valuation Taxable-Municipal 444,650,990		Total	10,688,314.10
DEFERRED CHARGES	46,660.98	Net Valuation Taxable-County 494,736,997		LIABILITIES, RESERVES, AND SURPLUS	
SCHOOL, COUNTY, SPECIAL DISTRICT TAXES	7,574,721.49	State Equalized Valuation 533,020,845		Cash Liabilities	5,746,417.11
RESERVE FOR UNCOLLECTED TAXES	1,119,500.67	State Equalization Ratio 83.20		Reserves for Receivables	1,003,847.68
EXPENDITURES TOTAL	17,422,271.37			Surplus Dec. 31, 1984	3,938,049.31
				Total	10,688,314.10

1913
Population 1980 1,614
Population 1984 1,737
S & P Rating
Moody Rating

General Tax Rate Per \$100. 2.50
State Equalized Tax Rate 2.43

LAFAYETTE TOWNSHIP – SUSSEX COUNTY
Form of Government:
Township Committee
Number of Members on Governing Body – 5

PER CAPITA:
Gross Debt 997.51
Net Debt 48.99
Debt Service
Total Tax Levy 930.12
Municipal Expenditures 298.87
PER CENT:
Gross Debt 2.90
Net Debt .14
Tax Levy Collected 91.41
Tax Levy Cancelled, Abated or Adjusted

EXPENDITURES		REVENUES-REALIZED		1984 PROPERTY TAX	
GENERAL GOVERNMENT				STATE EQUALIZED TAX RATE	
Governing Body & Public Boards		1984 Property Taxes Collected	1,475,776.01	Local District School Taxes .95	621,292.00
Municipal Clerk		1984 Payments in Lieu of Taxes		Regional & Consolidated School Tax .59	385,117.83
Financial Administration	6,570.70	Delinquent Tax & Lien Collections	98,923.06	School Taxes in Municipal Budget	
Assessment of Taxes	5,600.00	Business Personalty Replacement Taxes	43,294.52	County Taxes .54 *	350,504.00
Collection of Taxes	7,500.00	Taxes from Public Utilities	53,049.00	County Library Taxes .03	20,947.85
Planning, Housing & Development	1,985.00	Other Miscellaneous Tax Revenues		Local Municipal Purpose Taxes .32	206,529.57
Human Resources		State Aid Revenues	9,370.57	Veteran & Senior Citizen Taxes	12,750.00
Elections	420.00	Federal Aid Revenues		Total Taxes for Rate Computation 2.43	1,597,141.25
General Administration (other)	79,596.25	State and Local Fiscal Assistance Act Utilized	6,098.00	Special District Taxes	
JUDICIARY		Sale of Acquired Property		Bank Corp. Taxes	1,184.43
Municipal Courts	16,850.00	Other Miscellaneous Revenues	84,731.57	Added and Omitted Taxes	30,045.02
PUBLIC SAFETY		Total	1,771,242.73	Total Taxes Levied - ABSTRACT	1,615,620.70
Fire Protection	28,700.00	Prior Years Surplus Appropriated	130,000.00	Total Taxes Billed	1,614,436.27
Police Protection	2,240.00	REVENUES TOTAL	1,901,242.73	1984 TAXES COLLECTED	1,475,776.01
Civil Defense & Disaster Control	200.00	Reserve For Uncollected Taxes	190,000.00	1984 Taxes Cancelled, Abated or Adjusted	
Environmental Inspection & Control	16,073.05	CAPITAL OUTLAY TOTAL	99,573.00	Transfer to Tax Title Liens or Foreclosed	
Other Public Safety				Balance Outstanding Dec. 31, 1984	138,660.26
PUBLIC WORKS				PRIOR YEARS TAXES OUTSTANDING	
Streets and Drainage	69,500.14	Public Enterprises		Balance January 1, 1984	99,963.79
Sewers and Sewage Processing		Recreation—Culture		Collected in 1984	89,597.37
Garbage and Trash Disposal		Public Works	57,373.00	Cancelled, Abated or Adjusted 1984	
Public Buildings and Grounds	16,700.00	Buildings and Grounds	41,700.00	Transfers to Tax Title Liens or Foreclosed	
Other Public Works		Library and Education		Balance December 31, 1984	10,366.42
HEALTH and WELFARE		Conservation		TAX TITLE LIENS OUTSTANDING	
Health Services Except Environmental	11,482.04	All Other		Balance January 1, 1984	21,707.45
Welfare-Public Assistance	700.00	CAPITAL DEBT AUTHORIZED, DECEMBER 31, 1984		Transfer From Taxes	
Hospitals, Clinics, First Aid	300.00	ISSUED AND UNISSUED		Redeemed in 1984	9,325.69
Animal, Insect, & Rodent Control	130.00	School	1,647,580	Cancelled, Abated or Adjusted (1984)	
Other Welfare Services		Self-liquidating		Transfers to Foreclosed Property	
RECREATION and CONSERVATION		Other	85,092	Balance December 31, 1984	12,381.76
Beaches and Boardwalks		Total	1,732,672	PROPERTY ACQUIRED BY DEED OR FORECLOSURE	
Parks, Playgrounds, Shade Trees		ISSUED AND OUTSTANDING		Balance January 1, 1984	17,800.00
Land Reclamation & Conservation		School	1,647,580.70	Transfers From Taxes or Liens	
Other Recreational Services	1,992.54	Self-Liquidating		Sale for Cash (1984)	
EDUCATION (excluding schools)		Other		Cancelled, Abated or Adjusted (1984)	
Libraries		Total	1,647,580.70	Balance December 31, 1984	17,800.00
Other Educational Services		EQUALIZED VALUATION BASIS		CURRENT FINANCES DECEMBER 31, 1984	
STATUTORY EXPENDITURES		FOR NET DEBT COMPUTATION	59,705,587	ASSETS	
Pensions & F. I. C. A.	9,490.28	REAL PROPERTY VALUATIONS		Cash Dec. 31, 1984	247,744.95
Employee Fringe Benefits	3,000.00	Code Class # of Parcels % VAL'N		Taxes Receivable	149,026.68
Other Statutory Expenditures	1,200.00	1 Vacant Land 126 5.09	3,208,450.00	Tax Title Liens	12,381.76
CETA And Other Public Employment Programs		2 Residential 411 51.53	32,494,450.00	Foreclosed Property	17,800.00
MUNICIPAL FUNCTIONS	280,230.00	3 Farm 531 20.54	12,951,650.00	Emergencies & Other Deferred Charges	14,400.00
CAPITAL IMPROVEMENTS	1,000.00	4a Commercial 31 6.16	3,885,800.00	State and Federal Aid Receivable	
DEBT SERVICE		4b Industrial 24 16.67	10,513,200.00	Other Receivables	109,782.99
Principal Payments		4c Apartments		Total	551,136.38
Interest Payments		Total 1123	63,053,550.00	LIABILITIES, RESERVES, AND SURPLUS	
DEFERRED CHARGES	48,912.66	Land Area 18.70 Sq. Miles		Cash Liabilities	88,930.58
SCHOOL, COUNTY, SPECIAL DISTRICT TAXES	1,377,861.68	Net Valuation Taxable-Municipal	63,541,745	Reserves for Receivables	288,991.43
RESERVE FOR UNCOLLECTED TAXES	190,000.00	Net Valuation Taxable-County	63,000,314	Surplus Dec. 31, 1984	173,214.37
EXPENDITURES TOTAL	1,897,004.34	State Equalized Valuation	65,284,773	Total	551,136.38
		State Equalization Ratio	97.31		

1513
 Population 1980 **2,908**
 Population 1984 **3,058**
 S & P Rating
 Moody Rating

General Tax Rate Per \$100. **4.39**
 State Equalized Tax Rate **3.19**

LAKEHURST BOROUGH – OCEAN COUNTY
Form of Government:
Borough Council
Number of Members on Governing Body – 6

PER CAPITA:
 Gross Debt **705.04**
 Net Debt **418.96**
 Debt Service
 Total Tax Levy **361.02**
 Municipal Expenditures **289.94**

PER CENT:
 Gross Debt
 Net Debt **4.58**
 Tax Levy Collected **90.40**
 Tax Levy Cancelled, Abated or Adjusted

EXPENDITURES		REVENUES-REALIZED		1984 PROPERTY TAX	
GENERAL GOVERNMENT				STATE EQUALIZED TAX RATE 1.87	
Governing Body & Public Boards		1984 Property Taxes Collected	985,752.29	Local District School Taxes	632,015.50
Municipal Clerk		1984 Payments in Lieu of Taxes		Regional & Consolidated School Tax	
Financial Administration	5,000.00	Delinquent Tax & Lien Collections	70,341.36	School Taxes in Municipal Budget	
Assessment of Taxes	4,573.36	Business Personalty Replacement Taxes	9,725.20	County Taxes	* 147,554.81
Collection of Taxes	1,236.17	Taxes from Public Utilities	104,415.00	County Library Taxes	.03 8,605.20
Planning, Housing & Development	1,068.47	Other Miscellaneous Tax Revenues		Local Municipal Purpose Taxes	.85 286,650.00
Human Resources		State Aid Revenues	116,895.34	Veteran & Senior Citizen Taxes	25,200.00
Elections		Federal Aid Revenues		Total Taxes for Rate Computation	3.19 1,100,025.51
General Administration (other)	126,300.05	State and Local Fiscal Assistance Act Utilized	68,925.13	Special District Taxes	
JUDICIARY		Sale of Acquired Property		Bank Corp. Taxes	13,515.44
Municipal Courts	28,986.20	Other Miscellaneous Revenues	146,175.84	Added and Omitted Taxes	15,646.39
PUBLIC SAFETY		Total	1,502,230.16	Total Taxes Levied - ABSTRACT	1,103,987.34
Fire Protection	13,604.83	Prior Years Surplus Appropriated	65,000.00	Total Taxes Billed	1,090,471.90
Police Protection	299,436.94	REVENUES TOTAL	1,567,230.16	1984 TAXES COLLECTED	985,752.29
Civil Defense & Disaster Control	2,623.53	Reserve For Uncollected Taxes	87,016.22	1984 Taxes Cancelled, Abated or Adjusted	
Environmental Inspection & Control	2,607.10	CAPITAL OUTLAY TOTAL	15,954.45	Transfer to Tax Title Liens or Foreclosed	
Other Public Safety				Balance Outstanding Dec. 31, 1984	104,719.61
PUBLIC WORKS				PRIOR YEARS TAXES OUTSTANDING	
Streets and Drainage	55,432.75	Public Enterprises		Balance January 1, 1984	67,990.21
Sewers and Sewage Processing		Recreation—Culture		Collected in 1984	64,734.11
Garbage and Trash Disposal	60,591.68	Public Works		Cancelled, Abated or Adjusted 1984	
Public Buildings and Grounds	29,310.35	Buildings and Grounds	15,954.45	Transfers to Tax Title Liens or Foreclosed	2,930.77
Other Public Works	49,747.30	Library and Education		Balance December 31, 1984	325.33
HEALTH and WELFARE		Conservation		TAX TITLE LIENS OUTSTANDING	
Health Services Except Environmental	498.36	All Other		Balance January 1, 1984	6,526.79
Welfare-Public Assistance	3,104.18	CAPITAL DEBT AUTHORIZED, DECEMBER 31, 1984		Transfer From Taxes	3,348.98
Hospitals, Clinics, First Aid		ISSUED AND UNISSUED GROSS DEBT NET DEBT		Redeemed in 1984	5,607.25
Animal, Insect, & Rodent Control	2,980.16	School 1,493,000 654,551		Cancelled, Abated or Adjusted (1984)	
Other Welfare Services		Self-liquidating 508,809 472,432		Transfers to Foreclosed Property	
RECREATION and CONSERVATION		Other 154,200 154,200		Balance December 31, 1984	4,268.52
Beaches and Boardwalks		Total 2,156,009 1,281,183		PROPERTY ACQUIRED BY DEED OR FORECLOSURE	
Parks, Playgrounds, Shade Trees		ISSUED AND OUTSTANDING		Balance January 1, 1984	99,941.66
Land Reclamation & Conservation		School 1,382,000.00		Transfers From Taxes or Liens	
Other Recreational Services	2,860.25	Self-Liquidating 508,809.00		Sale for Cash (1984)	
EDUCATION (excluding schools)		Other		Cancelled, Abated or Adjusted (1984)	
Libraries		Total 1,890,809.00		Balance December 31, 1984	99,941.66
Other Educational Services		EQUALIZED VALUATION BASIS FOR NET DEBT COMPUTATION	27,948,297	CURRENT FINANCES DECEMBER 31, 1984	
STATUTORY EXPENDITURES		REAL PROPERTY VALUATIONS		ASSETS	
Pensions & F. I. C. A.	69,410.98	Code Class # of Parcels % VAL'N		Cash Dec. 31, 1984	386,264.95
Employee Fringe Benefits	23,000.00	1 Vacant Land 136 2.84	619,700.00	Taxes Receivable	105,044.94
Other Statutory Expenditures	2,000.00	2 Residential 663 79.53	17,329,000.00	Tax Title Liens	4,268.52
CETA And Other Public Employment Programs		3 Farm		Foreclosed Property	99,941.66
MUNICIPAL FUNCTIONS TOTAL	789,372.66	4a Commercial 46 17.36	3,783,000.00	Emergencies & Other Deferred Charges	41,195.52
CAPITAL IMPROVEMENTS *MEMO*	5,000.00	4b Industrial		State and Federal Aid Receivable	2,251.07
DEBT SERVICE		4c Apartments 1 .26	56,600.00	Other Receivables	24,636.70
Principal Payments		Total 846	21,788,300.00	Total	663,603.36
Interest Payments		Land Area .95 Sq. Miles		LIABILITIES, RESERVES, AND SURPLUS	
DEFERRED CHARGES	10,250.32	Net Valuation Taxable-Municipal	24,505,488	Cash Liabilities	374,227.30
SCHOOL, COUNTY, SPECIAL DISTRICT TAXES	788,175.51	Net Valuation Taxable-County	31,408,205	Reserves for Receivables	233,891.82
RESERVE FOR UNCOLLECTED TAXES	87,016.22	State Equalized Valuation	32,745,587	Surplus Dec. 31, 1984	55,484.24
EXPENDITURES TOTAL	1,674,814.71	State Equalization Ratio	72.56	Total	663,603.36

General Tax Rate Per \$100.	4.17
State Equalized Tax Rate	2.72

Form of Government:
Township Committee
Number of Members on Governing Body – 5

*Includes County Health Service Taxes or County Vocational School Taxes. See Table 13.

1984/3000

1017
Population 1980 4,044
Population 1984 3,981
S & P Rating
Moody Rating

General Tax Rate Per \$100. 3.45
State Equalized Tax Rate 2.05

LAMBERTVILLE CITY – HUNTERDON CO.
Form of Government:
Small Municipality Plan C (OMCL 50)
Number of Members on Governing Body – 3

PER CAPITA:
Gross Debt 54.01
Net Debt
Debt Service
Total Tax Levy 536.56
Municipal Expenditures 247.80
PER CENT:
Gross Debt .25
Net Debt
Tax Levy Collected 87.13
Tax Levy Cancelled, Abated or Adjusted

EXPENDITURES		REVENUES-REALIZED		1984 PROPERTY TAX	
GENERAL GOVERNMENT				STATE EQUALIZED TAX RATE	
Governing Body. & Public Boards	8,251.00			Local District School Taxes	.62 603,861.50
Municipal Clerk	15,000.00	1984 Property Taxes Collected	1,848,299.03	Regional & Consolidated School Tax	.77 747,721.04
Financial Administration	15,250.00	1984 Payments in Lieu of Taxes		School Taxes in Municipal Budget	
Assessment of Taxes	6,500.00	Delinquent Tax & Lien Collections	245,055.97	County Taxes	.43 415,838.71
Collection of Taxes	15,900.00	Business Personalty Replacement Taxes	76,855.68	County Library Taxes	
Planning, Housing & Development	10,050.00	Taxes from Public Utilities	165,590.00	Local Municipal Purpose Taxes	.23 218,212.65
Human Resources	3,000.00	Other Miscellaneous Tax Revenues		Veteran & Senior Citizen Taxes	
Elections	2,000.00	State Aid Revenues	69,098.53	Total Taxes for Rate Computation	2.05 2,043,033.90
General Administration (other)	83,300.00	Federal Aid Revenues		Special District Taxes	
JUDICIARY		State and Local Fiscal Assistance Act Utilized	15,869.00	Bank Corp. Taxes	
Municipal Courts	28,450.00	Sale of Acquired Property		Added and Omitted Taxes	
PUBLIC SAFETY		Other Miscellaneous Revenues	167,432.99	Total Taxes Levied - ABSTRACT	2,136,055.10
Fire Protection	16,280.00	Total	2,588,201.20	Total Taxes Billed	2,121,199.22
Police Protection	193,250.00	Prior Years Surplus Appropriated	100,000.00	1984 TAXES COLLECTED	1,848,299.03
Civil Defense & Disaster Control	950.00	REVENUES TOTAL	2,688,201.20	1984 Taxes Cancelled, Abated or Adjusted	
Environmental Inspection & Control	9,720.00	Reserve For Uncollected Taxes	275,444.30	Transfer to Tax Title Liens or Foreclosed	
Other Public Safety		CAPITAL OUTLAY		Balance Outstanding Dec. 31, 1984	272,900.19
PUBLIC WORKS		TOTAL		PRIOR YEARS TAXES OUTSTANDING	
Streets and Drainage	104,000.00	Public Enterprises		Balance January 1, 1984	313,098.49
Sewers and Sewage Processing	100.00	Recreation—Culture		Collected in 1984	242,413.41
Garbage and Trash Disposal	93,370.00	Public Works		Cancelled, Abated or Adjusted 1984	
Public Buildings and Grounds	16,500.00	Buildings and Grounds		Transfers to Tax Title Liens or Foreclosed	
Other Public Works		Library and Education		Balance December 31, 1984	70,685.08
HEALTH and WELFARE		Conservation		TAX TITLE LIENS OUTSTANDING	
Health Services Except Environmental	5,100.00	All Other		Balance January 1, 1984	79,503.67
Welfare-Public Assistance	5,550.00	CAPITAL DEBT AUTHORIZED, DECEMBER 31, 1984		Transfer From Taxes	
Hospitals, Clinics, First Aid		ISSUED AND UNISSUED	GROSS DEBT	Redeemed in 1984	2,642.56
Animal, Insect, & Rodent Control	100.00	School	215,000	Cancelled, Abated or Adjusted (1984)	
Other Welfare Services		Self-liquidating		Transfers to Foreclosed Property	
RECREATION and CONSERVATION		Other		Balance December 31, 1984	76,861.11
Beaches and Boardwalks		Total	215,000	PROPERTY ACQUIRED BY DEED OR	
Parks, Playgrounds, Shade Trees	2,300.00	ISSUED AND OUTSTANDING		FORECLOSURE	
Land Reclamation & Conservation		School	215,000.00	Balance January 1, 1984	1,925.00
Other Recreational Services	2,000.00	Self-Liquidating		Transfers From Taxes or Liens	
EDUCATION (excluding schools)		Other		Sale for Cash (1984)	
Libraries	18,610.00	Total	215,000.00	Cancelled, Abated or Adjusted (1984)	
Other Educational Services		EQUALIZED VALUATION BASIS		Balance December 31, 1984	1,925.00
STATUTORY EXPENDITURES		FOR NET DEBT COMPUTATION		CURRENT FINANCES DECEMBER 31, 1984	
Pensions & F. I. C. A.	38,000.00	REAL PROPERTY VALUATIONS		ASSETS	
Employee Fringe Benefits	15,000.00	Code	Class # of Parcels % VAL'N	Cash Dec. 31, 1984	521,017.70
Other Statutory Expenditures	2,500.00	1	Vacant Land 255 2.51	Taxes Receivable	343,585.27
CETA And Other Public Employment Programs		2	Residential 1241 73.15	Tax Title Liens	76,861.11
MUNICIPAL FUNCTIONS	TOTAL	3	Farm 6 .01	Foreclosed Property	1,925.00
CAPITAL IMPROVEMENTS	*MEMO*	4a	Commercial 166 18.72	Emergencies & Other Deferred Charges	
DEBT SERVICE		4b	Industrial 12 2.73	State and Federal Aid Receivable	2,194.95
Principal Payments		4c	Apartments 15 2.89	Other Receivables	8,920.98
Interest Payments		Total	1695	Total	954,505.01
DEFERRED CHARGES		Land Area 1.10 Sq. Miles		LIABILITIES, RESERVES, AND SURPLUS	
SCHOOL, COUNTY, SPECIAL DISTRICT TAXES	1,881,947.25	Net Valuation Taxable-Municipal	57,575,897	Cash Liabilities	253,756.50
RESERVE FOR UNCOLLECTED TAXES	275,444.30	Net Valuation Taxable-County	91,346,187	Reserves for Receivables	431,292.36
EXPENDITURES	TOTAL	State Equalized Valuation	96,196,215	Surplus Dec. 31, 1984	269,456.15
	2,868,422.55	State Equalization Ratio	59.44	Total	954,505.01

0420
Population 1980 2,249
Population 1984 2,236
S & P Rating
Moody Rating

General Tax Rate Per \$100. 2.30
State Equalized Tax Rate 3.16

LAUREL SPRINGS BORO. — CAMDEN CO.
Form of Government:
Borough Council
Number of Members on Governing Body — 6

PER CAPITA:
Gross Debt 46.26
Net Debt 46.26
Debt Service 32.24
Total Tax Levy 665.03
Municipal Expenditures 291.08

PER CENT:
Gross Debt .27
Net Debt .27
Tax Levy Collected 96.36
Tax Levy Cancelled, Abated or Adjusted .45

EXPENDITURES		REVENUES-REALIZED		1984 PROPERTY TAX	
GENERAL GOVERNMENT				STATE EQUALIZED TAX RATE →	
Governing Body & Public Boards		1984 Property Taxes Collected	1,433,361.02	Local District School Taxes 1.29	606,834.00
Municipal Clerk		1984 Payments in Lieu of Taxes		Regional & Consolidated School Tax	
Financial Administration	14,550.00	Delinquent Tax & Lien Collections	40,070.95	School Taxes in Municipal Budget	
Assessment of Taxes	4,275.00	Business Personalty Replacement Taxes	10,870.84	County Taxes 1.21	566,325.00
Collection of Taxes	9,545.00	Taxes from Public Utilities	153,851.25	County Library Taxes .03	12,953.00
Planning, Housing & Development	3,000.00	Other Miscellaneous Tax Revenues		Local Municipal Purpose Taxes .63	297,000.00
Human Resources		State Aid Revenues	34,474.23	Veteran & Senior Citizen Taxes	29,650.00
Elections		Federal Aid Revenues		Total Taxes for Rate Computation 3.16	1,512,762.00
General Administration (other)	113,232.12	State and Local Fiscal Assistance Act Utilized	9,008.35	Special District Taxes	
JUDICIARY		Sale of Acquired Property		Bank Corp. Taxes	306.20
Municipal Courts	13,850.00	Other Miscellaneous Revenues	96,602.73	Added and Omitted Taxes	3,578.25
PUBLIC SAFETY		Total	1,778,239.28	Total Taxes Levied - ABSTRACT	1,486,996.45
Fire Protection	22,961.00	Prior Years Surplus Appropriated	154,000.00	Total Taxes Billed	1,487,558.65
Police Protection	89,077.00	REVENUES TOTAL	1,932,239.28	1984 TAXES COLLECTED	1,433,361.02
Civil Defense & Disaster Control	1,000.00	Reserve For Uncollected Taxes	99,679.56	1984 Taxes Cancelled, Abated or Adjusted	6,680.80
Environmental Inspection & Control	7,100.00	CAPITAL OUTLAY TOTAL	45,230.50	Transfer to Tax Title Liens or Foreclosed	
Other Public Safety				Balance Outstanding Dec. 31, 1984	47,516.83
PUBLIC WORKS				PRIOR YEARS TAXES OUTSTANDING	
Streets and Drainage	75,175.00	Public Enterprises		Balance January 1, 1984	40,762.52
Sewers and Sewage Processing		Recreation—Culture		Collected in 1984	39,141.53
Garbage and Trash Disposal	30,294.32	Public Works		Cancelled, Abated or Adjusted 1984	90.30
Public Buildings and Grounds	11,300.00	Buildings and Grounds	45,230.50	Transfers to Tax Title Liens or Foreclosed	873.79
Other Public Works	12,500.00	Library and Education		Balance December 31, 1984	656.90
HEALTH and WELFARE		Conservation		TAX TITLE LIENS OUTSTANDING	
Health Services Except Environmental	1,491.00	All Other		Balance January 1, 1984	
Welfare-Public Assistance	3,900.00	CAPITAL DEBT AUTHORIZED, DECEMBER 31, 1984		Transfer From Taxes	929.33
Hospitals, Clinics, First Aid		ISSUED AND UNISSUED GROSS DEBT		Redeemed in 1984	929.33
Animal, Insect, & Rodent Control		School		Cancelled, Abated or Adjusted (1984)	
Other Welfare Services		Self-liquidating		Transfers to Foreclosed Property	
RECREATION and CONSERVATION		Other	103,432	Balance December 31, 1984	
Beaches and Boardwalks		Total	103,432	PROPERTY ACQUIRED BY DEED OR FORECLOSURE	
Parks, Playgrounds, Shade Trees	1,500.00			Balance January 1, 1984	551.00
Land Reclamation & Conservation		ISSUED AND OUTSTANDING		Transfers From Taxes or Liens	
Other Recreational Services	3,100.00	School		Sale for Cash (1984)	
EDUCATION (excluding schools)		Self-Liquidating		Cancelled, Abated or Adjusted (1984)	
Libraries		Other	50,000.00	Balance December 31, 1984	551.00
Other Educational Services		Total	50,000.00	CURRENT FINANCES DECEMBER 31, 1984	
STATUTORY EXPENDITURES		EQUALIZED VALUATION BASIS FOR NET DEBT COMPUTATION	37,668,915	ASSETS	
Pensions & F. I. C. A.	25,250.00	REAL PROPERTY VALUATIONS		Cash Dec. 31, 1984	338,832.70
Employee Fringe Benefits		Code Class # of Parcels % VAL'N		Taxes Receivable	48,173.73
Other Statutory Expenditures	1,000.00	1 Vacant Land 25 .98	430,300.00	Tax Title Liens	
CETA And Other Public Employment Programs		2 Residential 594 76.16	33,305,100.00	Foreclosed Property	551.00
MUNICIPAL FUNCTIONS TOTAL	449,100.44	3 Farm 1 .06	27,700.00	Emergencies & Other Deferred Charges	20,000.00
CAPITAL IMPROVEMENTS *MEMO*	5,000.00	4a Commercial 32 18.37	8,034,800.00	State and Federal Aid Receivable	
DEBT SERVICE		4b Industrial		Other Receivables	3,469.80
Principal Payments	65,000.00	4c Apartments 5 4.42	1,933,600.00	Total	411,027.23
Interest Payments	7,085.28	Total 657	43,731,500.00	LIABILITIES, RESERVES, AND SURPLUS	
DEFERRED CHARGES	30,000.00	Land Area .45 Sq. Miles		Cash Liabilities	64,084.42
SCHOOL, COUNTY, SPECIAL DISTRICT TAXES	1,186,112.00	Net Valuation Taxable-Municipal	52,999,300	Reserves for Receivables	52,194.53
RESERVE FOR UNCOLLECTED TAXES	99,679.56	Net Valuation Taxable-County	47,876,893	Surplus Dec. 31, 1984	294,748.28
EXPENDITURES TOTAL	1,836,977.28	State Equalized Valuation	47,961,394	Total	411,027.23
		State Equalization Ratio	113.02		

1515
Population 1980 2,072
Population 1984 2,177
S & P Rating BBB+
Moody Rating AAA

General Tax Rate Per \$100. 2.41
State Equalized Tax Rate 1.13

LAVALLETTE BOROUGH - OCEAN COUNTY
Form of Government:
Borough Council
Number of Members on Governing Body - 6

PER CAPITA:
Gross Debt 2,117.37
Net Debt 1,390.67
Debt Service 59.96
Total Tax Levy 1,567.96
Municipal Expenditures 1,031.42
PER CENT:
Gross Debt 1.77
Net Debt 1.16
Tax Levy Collected 97.25
Tax Levy Cancelled, Abated or Adjusted

EXPENDITURES		REVENUES-REALIZED		1984 PROPERTY TAX	
GENERAL GOVERNMENT				STATE EQUALIZED TAX RATE	
Governing Body & Public Boards	34,975.00	1984 Property Taxes Collected	3,312,384.73	Local District School Taxes .36	1,087,696.00
Municipal Clerk		1984 Payments in Lieu of Taxes		Regional & Consolidated School Tax	
Financial Administration	30,177.00	Delinquent Tax & Lien Collections	103,526.83	School Taxes in Municipal Budget	
Assessment of Taxes	75,750.00	Business Personalty Replacement Taxes	10,779.56	County Taxes .41	* 1,230,740.19
Collection of Taxes	17,200.00	Taxes from Public Utilities	144,747.00	County Library Taxes .02	71,774.51
Planning, Housing & Development	6,815.00	Other Miscellaneous Tax Revenues		Local Municipal Purpose Taxes .33	980,000.00
Human Resources	2,000.00	State Aid Revenues	11,649.61	Veteran & Senior Citizen Taxes	47,300.00
Elections	750.00	Federal Aid Revenues		Total Taxes for Rate Computation 1.12	3,417,510.70
General Administration (other)	237,485.80	State and Local Fiscal Assistance Act Utilized	54,540.35	Special District Taxes	
JUDICIARY		Sale of Acquired Property		Bank Corp. Taxes	7,431.11
Municipal Courts	31,900.00	Other Miscellaneous Revenues	625,609.68	Added and Omitted Taxes	35,806.17
PUBLIC SAFETY		Total	4,263,237.76	Total Taxes Levied - ABSTRACT	3,413,447.98
Fire Protection	68,500.00	Prior Years Surplus Appropriated	220,000.00	Total Taxes Billed	3,406,016.87
Police Protection	473,212.35	REVENUES TOTAL	4,483,237.76	1984 TAXES COLLECTED	3,312,384.73
Civil Defense & Disaster Control	1,500.00	Reserve For Uncollected Taxes	169,796.65	1984 Taxes Cancelled, Abated or Adjusted	
Environmental Inspection & Control	15,770.65	CAPITAL OUTLAY TOTAL	282,779.94	Transfer to Tax Title Liens or Foreclosed	
Other Public Safety		Public Enterprises	85,910.88	Balance Outstanding Dec. 31, 1984	93,632.14
PUBLIC WORKS		Recreation—Culture		PRIOR YEARS TAXES OUTSTANDING	
Streets and Drainage	175,502.35	Public Works	196,869.06	Balance January 1, 1984	101,619.29
Sewers and Sewage Processing		Buildings and Grounds		Collected in 1984	101,619.29
Garbage and Trash Disposal	87,560.00	Library and Education		Cancelled, Abated or Adjusted 1984	
Public Buildings and Grounds	53,300.00	Conservation		Transfers to Tax Title Liens or Foreclosed	
Other Public Works		All Other		Balance December 31, 1984	
HEALTH and WELFARE		CAPITAL DEBT AUTHORIZED, DECEMBER 31, 1984		TAX TITLE LIENS OUTSTANDING	
Health Services Except Environmental	2,325.00	ISSUED AND UNISSUED		Balance January 1, 1984	1,907.54
Welfare-Public Assistance	1,200.00	School	1,400,000	Transfer From Taxes	
Hospitals, Clinics, First Aid		Self-liquidating	1,596,000	Redeemed in 1984	1,907.54
Animal, Insect, & Rodent Control	2,600.00	Other	1,613,508	Cancelled, Abated or Adjusted (1984)	
Other Welfare Services		Total	4,609,508	Transfers to Foreclosed Property	
RECREATION and CONSERVATION		ISSUED AND OUTSTANDING		Balance December 31, 1984	
Beaches and Boardwalks	223,300.00	School	1,400,000.00	PROPERTY ACQUIRED BY DEED OR	
Parks, Playgrounds, Shade Trees	23,090.00	Self-Liquidating	1,370,000.00	FORECLOSURE	
Land Reclamation & Conservation	174,245.69	Other	1,120,827.36	Balance January 1, 1984	
Other Recreational Services	21,400.00	Total	3,890,827.36	Transfers From Taxes or Liens	
EDUCATION (excluding schools)		EQUALIZED VALUATION BASIS		Sale for Cash (1984)	
Libraries		FOR NET DEBT COMPUTATION	260,052,601	Cancelled, Abated or Adjusted (1984)	
Other Educational Services		REAL PROPERTY VALUATIONS		Balance December 31, 1984	
STATUTORY EXPENDITURES		Code Class # of Parcels % VAL'N	ASSESSED VALUATION	CURRENT FINANCES DECEMBER 31, 1984	
Pensions & F. I. C. A.	115,715.96	1 Vacant Land 187 3.02	4,178,600.00	ASSETS	
Employee Fringe Benefits	68,797.04	2 Residential 2293 90.72	125,497,100.00	Cash Dec. 31, 1984	1,307,349.60
Other Statutory Expenditures		3 Farm		Taxes Receivable	93,632.14
CETA And Other Public Employment Programs		4a Commercial 65 5.13	7,102,800.00	Tax Title Liens	
MUNICIPAL FUNCTIONS TOTAL	1,945,071.84	4b Industrial		Foreclosed Property	
CAPITAL IMPROVEMENTS *MEMO*	22,600.00	4c Apartments 10 1.12	1,553,800.00	Emergencies & Other Deferred Charges	70,000.00
DEBT SERVICE		Total 2555	138,332,300.00	State and Federal Aid Receivable	1,632.64
Principal Payments	70,000.00	Land Area .65 Sq. Miles		Other Receivables	2,435.00
Interest Payments	60,540.00	Net Valuation Taxable-Municipal	139,956,447	Total	1,475,049.38
DEFERRED CHARGES		Net Valuation Taxable-County	261,995,595	LIABILITIES, RESERVES, AND SURPLUS	
SCHOOL, COUNTY, SPECIAL DISTRICT TAXES	2,390,210.70	State Equalized Valuation	297,902,365	Cash Liabilities	937,600.46
RESERVE FOR UNCOLLECTED TAXES	169,796.65	State Equalization Ratio	46.69	Reserves for Receivables	96,067.14
EXPENDITURES TOTAL	4,635,619.19			Surplus Dec. 31, 1984	441,381.78
				Total	1,475,049.38

0421
Population 1980 3,042
Population 1984 3,053
S & P Rating
Moody Rating

General Tax Rate Per \$100. 4.41
State Equalized Tax Rate 3.34

LAWNSIDE BOROUGH – CAMDEN COUNTY
Form of Government:
Borough Council
Number of Members on Governing Body – 6

PER CAPITA:
Gross Debt 527.51
Net Debt 176.50
Debt Service 34.14
Total Tax Levy 581.12
Municipal Expenditures 365.15
PER CENT:
Gross Debt 3.14
Net Debt 1.05
Tax Levy Collected 92.73
Tax Levy Cancelled, Abated or Adjusted

EXPENDITURES		REVENUES-REALIZED		1984 PROPERTY TAX	
GENERAL GOVERNMENT				STATE EQUALIZED TAX RATE	
Governing Body & Public Boards		1984 Property Taxes Collected	1,642,694.82	Local District School Taxes	1.73 917,049.28
Municipal Clerk		1984 Payments in Lieu of Taxes		Regional & Consolidated School Tax	
Financial Administration	25,716.00	Delinquent Tax & Lien Collections	121,028.52	School Taxes in Municipal Budget	
Assessment of Taxes	6,947.00	Business Personalty Replacement Taxes	43,644.40	County Taxes	1.14 604,683.00
Collection of Taxes	40,915.00	Taxes from Public Utilities	404,373.00	County Library Taxes	.03 13,826.00
Planning, Housing & Development	3,129.00	Other Miscellaneous Tax Revenues		Local Municipal Purpose Taxes	.44 230,647.00
Human Resources		State Aid Revenues	108,770.22	Veteran & Senior Citizen Taxes	34,200.00
Elections	3,469.00	Federal Aid Revenues		Total Taxes for Rate Computation	3.34 1,800,405.28
General Administration (other)	174,821.00	State and Local Fiscal Assistance Act Utilized	12,202.00	Special District Taxes	
JUDICIARY		Sale of Acquired Property		Bank Corp. Taxes	3,339.32
Municipal Courts	18,090.00	Other Miscellaneous Revenues	145,766.28	Added and Omitted Taxes	4,628.33
PUBLIC SAFETY		Total	2,478,479.24	Total Taxes Levied - ABSTRACT	1,774,172.93
Fire Protection	30,928.00	Prior Years Surplus Appropriated	300,000.00	Total Taxes Billed	1,771,444.70
Police Protection	187,871.00	REVENUES TOTAL	2,778,479.24	1984 TAXES COLLECTED	1,642,694.82
Civil Defense & Disaster Control	200.00	Reserve For Uncollected Taxes	153,585.00	1984 Taxes Cancelled, Abated or Adjusted	
Environmental Inspection & Control	12,980.00			Transfer to Tax Title Liens or Foreclosed	23,260.28
Other Public Safety				Balance Outstanding Dec. 31, 1984	105,489.60
PUBLIC WORKS		CAPITAL OUTLAY TOTAL		PRIOR YEARS TAXES OUTSTANDING	
Streets and Drainage	162,270.00	Public Enterprises		Balance January 1, 1984	113,329.92
Sewers and Sewage Processing		Recreation—Culture		Collected in 1984	94,831.91
Garbage and Trash Disposal	38,460.00	Public Works		Cancelled, Abated or Adjusted 1984	
Public Buildings and Grounds	48,886.63	Buildings and Grounds		Transfers to Tax Title Liens or Foreclosed	12,066.60
Other Public Works		Library and Education		Balance December 31, 1984	6,431.41
HEALTH and WELFARE		Conservation		TAX TITLE LIENS OUTSTANDING	
Health Services Except Environmental	2,310.00	All Other		Balance January 1, 1984	83,267.09
Welfare-Public Assistance	6,723.00			Transfer From Taxes	37,224.86
Hospitals, Clinics, First Aid				Redeemed in 1984	26,362.79
Animal, Insect, & Rodent Control	1,500.00			Cancelled, Abated or Adjusted (1984)	
Other Welfare Services				Transfers to Foreclosed Property	
RECREATION and CONSERVATION				Balance December 31, 1984	94,129.16
Beaches and Boardwalks				PROPERTY ACQUIRED BY DEED OR FORECLOSURE	
Parks, Playgrounds, Shade Trees	26,150.00			Balance January 1, 1984	394,940.00
Land Reclamation & Conservation				Transfers From Taxes or Liens	
Other Recreational Services	6,000.00			Sale for Cash (1984)	
EDUCATION (excluding schools)				Cancelled, Abated or Adjusted (1984)	
Libraries				Balance December 31, 1984	394,940.00
Other Educational Services				CURRENT FINANCES DECEMBER 31, 1984	
STATUTORY EXPENDITURES				ASSETS	
Pensions & F. I. C. A.	52,000.96			Cash Dec. 31, 1984	550,492.71
Employee Fringe Benefits				Taxes Receivable	111,921.01
Other Statutory Expenditures	1,500.00			Tax Title Liens	94,129.16
CETA And Other Public Employment Programs				Foreclosed Property	394,940.00
MUNICIPAL FUNCTIONS				Emergencies & Other Deferred Charges	
CAPITAL IMPROVEMENTS	850,866.59			State and Federal Aid Receivable	
MEMO	39.00			Other Receivables	44,673.54
DEBT SERVICE				Total	1,196,156.42
Principal Payments	69,000.00			LIABILITIES, RESERVES, AND SURPLUS	
Interest Payments	35,222.04			Cash Liabilities	154,095.81
DEFERRED CHARGES				Reserves for Receivables	645,663.71
SCHOOL, COUNTY, SPECIAL DISTRICT TAXES	1,535,558.28			Surplus Dec. 31, 1984	396,396.90
RESERVE FOR UNCOLLECTED TAXES	153,585.00			Total	1,196,156.42
EXPENDITURES TOTAL	2,650,367.95				

0608
Population 1980 2,116
Population 1984 2,306
S & P Rating
Moody Rating

General Tax Rate Per \$100. 4.70
State Equalized Tax Rate 2.48

LAWRENCE TWP. - CUMBERLAND CO.
Form of Government:
Township Committee
Number of Members on Governing Body - 3

PER CAPITA:
Gross Debt 109.28
Net Debt 109.28
Debt Service
Total Tax Levy 506.41
Municipal Expenditures 369.54
PER CENT:
Gross Debt .68
Net Debt .68
Tax Levy Collected 74.96
Tax Levy Cancelled, Abated or Adjusted

EXPENDITURES		REVENUES-REALIZED		1984 PROPERTY TAX	
GENERAL GOVERNMENT				STATE EQUALIZED TAX RATE \downarrow	
Governing Body & Public Boards		1984 Property Taxes Collected		Local District School Taxes 1.13	532,500.00
Municipal Clerk		1984 Payments in Lieu of Taxes		Regional & Consolidated School Tax	
Financial Administration	20,900.00	Delinquent Tax & Lien Collections		School Taxes in Municipal Budget	
Assessment of Taxes	14,227.18	Business Personalty Replacement Taxes		County Taxes .91 *	426,555.34
Collection of Taxes	21,540.00	Taxes from Public Utilities		County Library Taxes	
Planning, Housing & Development	6,129.12	Other Miscellaneous Tax Revenues		Local Municipal Purpose Taxes .43	204,000.00
Human Resources		State Aid Revenues		Veteran & Senior Citizen Taxes	30,900.00
Elections	1,300.00	Federal Aid Revenues		Total Taxes for Rate Computation 2.47	1,193,955.34
General Administration (other)	87,048.61	State and Local Fiscal Assistance Act Utilized		Special District Taxes	
JUDICIARY		Sale of Acquired Property		Bank Corp. Taxes	4,456.19
Municipal Courts	16,643.32	Other Miscellaneous Revenues		Added and Omitted Taxes	269.08
PUBLIC SAFETY		Total		Total Taxes Levied - ABSTRACT	1,167,780.61
Fire Protection	15,393.52	Prior Years Surplus Appropriated		Total Taxes Billed	1,163,324.42
Police Protection	84,888.35	REVENUES TOTAL		1984 TAXES COLLECTED	871,985.95
Civil Defense & Disaster Control		Reserve For Uncollected Taxes		1984 Taxes Cancelled, Abated or Adjusted	
Environmental Inspection & Control	7,989.73	CAPITAL OUTLAY TOTAL		Transfer to Tax Title Liens or Foreclosed	
Other Public Safety				Balance Outstanding Dec. 31, 1984	291,338.47
PUBLIC WORKS				PRIOR YEARS TAXES OUTSTANDING	
Streets and Drainage	82,537.26	Public Enterprises		Balance January 1, 1984	170,097.58
Sewers and Sewage Processing		Recreation—Culture		Collected in 1984	153,290.57
Garbage and Trash Disposal	25,896.00	Public Works		Cancelled, Abated or Adjusted 1984	184.45
Public Buildings and Grounds	29,311.71	Buildings and Grounds		Transfers to Tax Title Liens or Foreclosed	
Other Public Works		Library and Education		Balance December 31, 1984	16,622.56
HEALTH and WELFARE		Conservation		TAX TITLE LIENS OUTSTANDING	
Health Services Except Environmental	400.00	All Other		Balance January 1, 1984	400,816.66
Welfare-Public Assistance	6,496.00	CAPITAL DEBT AUTHORIZED, DECEMBER 31, 1984		Transfer From Taxes	
Hospitals, Clinics, First Aid		ISSUED AND UNISSUED GROSS DEBT NET DEBT		Redeemed in 1984	120,181.85
Animal, Insect, & Rodent Control	2,953.53	School		Cancelled, Abated or Adjusted (1984)	
Other Welfare Services		Self-liquidating		Transfers to Foreclosed Property	
RECREATION and CONSERVATION		Other		Balance December 31, 1984	280,634.81
Beaches and Boardwalks	1,600.00	Total		PROPERTY ACQUIRED BY DEED OR	
Parks, Playgrounds, Shade Trees	2,596.00			FORECLOSURE	
Land Reclamation & Conservation		ISSUED AND OUTSTANDING		Balance January 1, 1984	204,400.00
Other Recreational Services	2,281.84	School		Transfers From Taxes or Liens	
EDUCATION (excluding schools)		Self-Liquidating		Sale for Cash (1984)	
Libraries	4,800.00	Other		Cancelled, Abated or Adjusted (1984)	
Other Educational Services		Total		Balance December 31, 1984	204,400.00
STATUTORY EXPENDITURES		EQUALIZED VALUATION BASIS		CURRENT FINANCES DECEMBER 31, 1984	
Pensions & F. I. C. A.	15,052.10	FOR NET DEBT COMPUTATION		ASSETS	
Employee Fringe Benefits		REAL PROPERTY VALUATIONS		Cash Dec. 31, 1984	454,676.40
Other Statutory Expenditures	2,500.00	Code Class # of Parcels % VAL'N ASSESSED VALUATION		Taxes Receivable	307,961.03
CETA And Other Public Employment Programs		1 Vacant Land 3926 25.47 5,991,350.00		Tax Title Liens	280,634.81
MUNICIPAL FUNCTIONS TOTAL	452,484.27	2 Residential 684 49.65 11,680,175.00		Foreclosed Property	204,400.00
CAPITAL IMPROVEMENTS *MEMU*	8,000.00	3 Farm 302 15.64 3,678,990.00		Emergencies & Other Deferred Charges	17,575.56
DEBT SERVICE		4a Commercial 53 5.10 1,199,825.00		State and Federal Aid Receivable	9,851.26
Principal Payments		4b Industrial 4 4.14 973,400.00		Other Receivables	105,591.00
Interest Payments		4c Apartments		Total	1,380,690.06
DEFERRED CHARGES	28,387.50	Total 4969 23,523,740.00		LIABILITIES, RESERVES, AND SURPLUS	
SCHOOL, COUNTY, SPECIAL DISTRICT TAXES	959,055.34	Land Area 37.35 Sq. Miles		Cash Liabilities	89,526.41
RESERVE FOR UNCOLLECTED TAXES	371,276.37	Net Valuation Taxable-Municipal		Reserves for Receivables	898,586.84
EXPENDITURES TOTAL	1,811,203.48	Net Valuation Taxable-County		Surplus Dec. 31, 1984	392,576.81
		State Equalized Valuation		Total	1,380,690.06
		State Equalization Ratio			

*Includes County Health Service Taxes or County Vocational School Taxes. See Table 13.

1107

Population 1980 19,724
 Population 1984 21,381
 S & P Rating
 Moody Rating AAA

General Tax Rate Per \$100. 4.70
 State Equalized Tax Rate 2.16

LAWRENCE TWP. — MERCER CO.**Form of Government:****Council-Manager Plan E (OMCL 50)****Number of Members on Governing Body — 5****PER CAPITA:**

Gross Debt 1,020.29
 Net Debt 458.85
 Debt Service 67.68
 Total Tax Levy 1,008.66
 Municipal Expenditures 522.07

PER CENT:

Gross Debt 2.57
 Net Debt 1.16
 Tax Levy Collected 95.38
 Tax Levy Cancelled, Abated or Adjusted 1.40

EXPENDITURES		REVENUES-REALIZED		1984 PROPERTY TAX	
GENERAL GOVERNMENT				STATE EQUALIZED TAX RATE	
Governing Body & Public Boards	30,748.00	1984 Property Taxes Collected	20,535,171.79	Local District School Taxes 1.03	9,883,213.00
Municipal Clerk	60,997.33	1984 Payments in Lieu of Taxes	91,215.45	Regional & Consolidated School Tax	
Financial Administration	154,867.00	Delinquent Tax & Lien Collections	403,416.89	School Taxes in Municipal Budget	
Assessment of Taxes	144,749.00	Business Personalty Replacement Taxes	596,204.04	County Taxes	6,824,365.21
Collection of Taxes	100,276.07	Taxes from Public Utilities	2,231,451.00	County Library Taxes	790,405.99
Planning, Housing & Development	227,978.06	Other Miscellaneous Tax Revenues		Local Municipal Purpose Taxes	3,330,689.41
Human Resources	47,500.00	State Aid Revenues	262,225.79	Veteran & Senior Citizen Taxes	173,800.00
Elections	8,400.00	Federal Aid Revenues		Total Taxes for Rate Computation	21,002,473.61
General Administration (other)	721,445.51	State and Local Fiscal Assistance Act Utilized	198,029.74	Special District Taxes	
JUDICIARY		Sale of Acquired Property		Bank Corp. Taxes	43,158.20
Municipal Courts	126,015.00	Other Miscellaneous Revenues	3,648,522.80	Added and Omitted Taxes	694,231.82
PUBLIC SAFETY		Total	27,966,237.50	Total Taxes Levied - ABSTRACT	21,566,063.63
Fire Protection	256,453.00	Prior Years Surplus Appropriated	830,000.00	Total Taxes Billed	21,529,652.55
Police Protection	1,915,161.00	REVENUES TOTAL	28,796,237.50	1984 TAXES COLLECTED	20,535,171.79
Civil Defense & Disaster Control	21,615.00	Reserve For Uncollected Taxes	550,000.00	1984 Taxes Cancelled, Abated or Adjusted	302,261.70
Environmental Inspection & Control	276,029.49	CAPITAL OUTLAY TOTAL	219,957.48	Transfer to Tax Title Liens or Foreclosed	8,525.80
Other Public Safety				Balance Outstanding Dec. 31, 1984	683,693.26
PUBLIC WORKS				PRIOR YEARS TAXES OUTSTANDING	
Streets and Drainage	875,304.00	Public Enterprises		Balance January 1, 1984	1,106,527.73
Sewers and Sewage Processing	1,612,151.09	Recreation—Culture	26,078.24	Collected in 1984	402,485.31
Garbage and Trash Disposal	482,240.27	Public Works	103,922.29	Cancelled, Abated or Adjusted 1984	
Public Buildings and Grounds	125,231.33	Buildings and Grounds	89,956.95	Transfers to Tax Title Liens or Foreclosed	
Other Public Works	40,500.00	Library and Education		Balance December 31, 1984	704,042.42
HEALTH and WELFARE		Conservation		TAX TITLE LIENS OUTSTANDING	
Health Services Except Environmental	179,987.00	All Other		Balance January 1, 1984	66,691.41
Welfare-Public Assistance	73,026.00	CAPITAL DEBT AUTHORIZED, DECEMBER 31, 1984		Transfer From Taxes	8,525.80
Hospitals, Clinics, First Aid		ISSUED AND UNISSUED GROSS DEBT		Redeemed in 1984	931.58
Animal, Insect, & Rodent Control	12,015.00	School 12,004,000		Cancelled, Abated or Adjusted (1984)	
Other Welfare Services		Self-liquidating 9,810,727	9,810,727	Transfers to Foreclosed Property	
RECREATION and CONSERVATION		Other 21,814,727	9,810,727	Balance December 31, 1984	74,285.63
Beaches and Boardwalks		Total 21,814,727		PROPERTY ACQUIRED BY DEED OR FORECLOSURE	
Parks, Playgrounds, Shade Trees	267,230.00	ISSUED AND OUTSTANDING		Balance January 1, 1984	12,110.00
Land Reclamation & Conservation	1,000.00	School 1,264,000.00		Transfers From Taxes or Liens	
Other Recreational Services	97,445.00	Self-Liquidating		Sale for Cash (1984)	
EDUCATION (excluding schools)		Other 8,824,000.00		Cancelled, Abated or Adjusted (1984)	
Libraries		Total 10,088,000.00		Balance December 31, 1984	12,110.00
Other Educational Services	2,300.00	EQUALIZED VALUATION BASIS		CURRENT FINANCES DECEMBER 31, 1984	
STATUTORY EXPENDITURES		FOR NET DEBT COMPUTATION	348,406,293	ASSETS	
Pensions & F. I. C. A.	471,342.16	REAL PROPERTY VALUATIONS		Cash Dec. 31, 1984	2,196,647.16
Employee Fringe Benefits	262,000.00	Code Class # of Parcels % VAL'N		Taxes Receivable	1,387,735.68
Other Statutory Expenditures	4,000.00	1 Vacant Land 1142 3.38	14,876,400.00	Tax Title Liens	74,285.63
CETA And Other Public Employment Programs		2 Residential 5331 45.35	199,372,550.00	Foreclosed Property	12,110.00
MUNICIPAL FUNCTIONS TOTAL	8,598,006.31	3 Farm 170 .97	4,264,400.00	Emergencies & Other Deferred Charges	21,849.08
CAPITAL IMPROVEMENTS *MEMO*	70,000.00	4a Commercial 311 42.45	186,645,450.00	State and Federal Aid Receivable	1,713.74
DEBT SERVICE		4b Industrial 39 4.83	21,235,900.00	Other Receivables	133,120.03
Principal Payments	780,678.00	4c Apartments 13 3.02	13,283,700.00	Total	3,827,461.32
Interest Payments	666,425.81	Total 7006	439,678,400.00	LIABILITIES, RESERVES, AND SURPLUS	
DEFERRED CHARGES	567,310.16	Land Area 21.87 Sq. Miles		Cash Liabilities	1,131,466.12
SCHOOL, COUNTY, SPECIAL DISTRICT TAXES	17,497,984.20	Net Valuation Taxable-Municipal	443,306,824	Reserves for Receivables	1,607,251.34
RESERVE FOR UNCOLLECTED TAXES	550,000.00	Net Valuation Taxable-County	855,317,557	Surplus Dec. 31, 1984	1,088,743.86
EXPENDITURES TOTAL	28,660,404.48	State Equalized Valuation	959,038,234	Total	3,827,461.32
		State Equalization Ratio	46.02		

1018
Population 1980 820
Population 1984 830
S & P Rating
Moody Rating

General Tax Rate Per \$100.

2.63

State Equalized Tax Rate

2.61

LEBANON BOROUGH – HUNTERDON CO.

Form of Government:

Borough Council

Number of Members on Governing Body – 6

PER CAPITA:

Gross Debt 1,047.45

Net Debt 123.43

Debt Service 26.13

Total Tax Levy 942.86

Municipal Expenditures 295.81

PER CENT:

Gross Debt 3.52

Net Debt .41

Tax Levy Collected 93.48

Tax Levy Cancelled, Abated

or Adjusted .91

EXPENDITURES		REVENUES-REALIZED		1984 PROPERTY TAX	
GENERAL GOVERNMENT				STATE EQUALIZED TAX RATE	
Governing Body & Public Boards		1984 Property Taxes Collected	729,777.30	Local District School Taxes	1.22 349,925.00
Municipal Clerk		1984 Payments in Lieu of Taxes		Regional & Consolidated School Tax	.67 190,524.79
Financial Administration	3,000.00	Delinquent Tax & Lien Collections	72,908.27	School Taxes in Municipal Budget	
Assessment of Taxes	2,808.00	Business Personalty Replacement Taxes	11,312.72	County Taxes	.42 119,118.39
Collection of Taxes	3,258.00	Taxes from Public Utilities	48,374.00	County Library Taxes	.03 7,545.48
Planning, Housing & Development	2,950.00	Other Miscellaneous Tax Revenues		Local Municipal Purpose Taxes	.27 78,010.79
Human Resources		State Aid Revenues	6,100.98	Veteran & Senior Citizen Taxes	
Elections		Federal Aid Revenues		Total Taxes for Rate Computation	2.61 752,974.45
General Administration (other)	42,550.00	State and Local Fiscal Assistance Act Utilized	3,216.00	Special District Taxes	
JUDICIARY		Sale of Acquired Property		Bank Corp. Taxes	4,433.62
Municipal Courts	9,150.00	Other Miscellaneous Revenues	55,748.25	Added and Omitted Taxes	33,014.52
PUBLIC SAFETY		Total	927,437.52	Total Taxes Levied - ABSTRACT	782,572.59
Fire Protection	7,850.00	Prior Years Surplus Appropriated	35,000.00	Total Taxes Billed	780,641.53
Police Protection	27,450.00	REVENUES TOTAL	962,437.52	1984 TAXES COLLECTED	729,777.30
Civil Defense & Disaster Control	50.00	Reserve For Uncollected Taxes	64,510.79	1984 Taxes Cancelled, Abated or Adjusted	7,129.93
Environmental Inspection & Control	150.00			Transfer to Tax Title Liens or Foreclosed	4,250.08
Other Public Safety				Balance Outstanding Dec. 31, 1984	39,484.22
PUBLIC WORKS		CAPITAL OUTLAY TOTAL	11,374.21	PRIOR YEARS TAXES OUTSTANDING	
Streets and Drainage	15,200.00	Public Enterprises		Balance January 1, 1984	71,371.39
Sewers and Sewage Processing	880.00	Recreation—Culture		Collected in 1984	70,270.76
Garbage and Trash Disposal	16,384.00	Public Works		Cancelled, Abated or Adjusted 1984	
Public Buildings and Grounds	2,222.00	Buildings and Grounds	11,374.21	Transfers to Tax Title Liens or Foreclosed	1,095.54
Other Public Works	3,155.00	Library and Education		Balance December 31, 1984	5.09
HEALTH and WELFARE		Conservation		TAX TITLE LIENS OUTSTANDING	
Health Services Except Environmental	100.00	All Other		Balance January 1, 1984	5,188.30
Welfare-Public Assistance	125.00			Transfer From Taxes	5,644.93
Hospitals, Clinics, First Aid		CAPITAL DEBT AUTHORIZED, DECEMBER 31, 1984		Redeemed in 1984	2,637.51
Animal, Insect, & Rodent Control		ISSUED AND UNISSUED GROSS DEBT		Cancelled, Abated or Adjusted (1984)	750.79
Other Welfare Services		School 108,422		Transfers to Foreclosed Property	
RECREATION and CONSERVATION		Self-liquidating 760,959	102,443	Balance December 31, 1984	7,444.93
Beaches and Boardwalks		Other 869,381	102,443	PROPERTY ACQUIRED BY DEED OR FORECLOSURE	
Parks, Playgrounds, Shade Trees		Total		Balance January 1, 1984	
Land Reclamation & Conservation				Transfers From Taxes or Liens	
Other Recreational Services	4,760.00	ISSUED AND OUTSTANDING		Sale for Cash (1984)	
EDUCATION (excluding schools)		School 96,939.34		Cancelled, Abated or Adjusted (1984)	
Libraries		Self-Liquidating		Balance December 31, 1984	
Other Educational Services		Other	520,000.00	CURRENT FINANCES DECEMBER 31, 1984	
STATUTORY EXPENDITURES		Total	616,939.34	ASSETS	
Pensions & F. I. C. A.	5,036.27	EQUALIZED VALUATION BASIS FOR NET DEBT COMPUTATION	24,718,169	Cash Dec. 31, 1984	342,102.02
Employee Fringe Benefits		REAL PROPERTY VALUATIONS		Taxes Receivable	39,489.31
Other Statutory Expenditures	350.00	Code Class # of Parcels % VAL'N		Tax Title Liens	7,444.93
CETA And Other Public Employment Programs		1 Vacant Land 24 2.00	551,100.00	Foreclosed Property	
MUNICIPAL FUNCTIONS TOTAL	147,428.27	2 Residential 213 64.41	17,766,300.00	Emergencies & Other Deferred Charges	5,790.00
CAPITAL IMPROVEMENTS *MEMO*	12,209.00	3 Farm 23 2.69	741,527.00	State and Federal Aid Receivable	
DEBT SERVICE		4a Commercial 45 23.05	6,358,400.00	Other Receivables	846.23
Principal Payments	19,000.00	4b Industrial 4 7.85	2,166,600.00	Total	395,672.49
Interest Payments	2,685.00	4c Apartments		LIABILITIES, RESERVES, AND SURPLUS	
		Total 309	27,583,927.00	Cash Liabilities	236,893.67
DEFERRED CHARGES	11,900.00	Land Area 1.23 Sq. Miles		Reserves for Receivables	47,780.47
SCHOOL, COUNTY, SPECIAL DISTRICT TAXES	667,113.66	Net Valuation Taxable-Municipal	28,426,882	Surplus Dec. 31, 1984	110,998.35
RESERVE FOR UNCOLLECTED TAXES	64,510.79	Net Valuation Taxable-County	26,177,565	Total	395,672.49
EXPENDITURES TOTAL	912,637.72	State Equalized Valuation	28,587,910		
		State Equalization Ratio	99.42		

1019
Population 1980 5,459
Population 1984 5,526
S & P Rating
Moody Rating

General Tax Rate Per \$100.

1.47

State Equalized Tax Rate

1.34

LEBANON TOWNSHIP – HUNTERDON CO.

Form of Government:

Township Committee

Number of Members on Governing Body – 3

PER CAPITA:

Gross Debt 264.15

Net Debt

Debt Service

Total Tax Levy 438.53

Municipal Expenditures 615.16

PER CENT:

Gross Debt .88

Net Debt

Tax Levy Collected 92.74

Tax Levy Cancelled, Abated or Adjusted .04

EXPENDITURES		REVENUES-REALIZED		1984 PROPERTY TAX	
GENERAL GOVERNMENT				STATE EQUALIZED TAX RATE →	
Governing Body & Public Boards		1984 Property Taxes Collected	2,256,244.22	Local District School Taxes .07	119,388.00
Municipal Clerk	20,300.00	1984 Payments in Lieu of Taxes		Regional & Consolidated School Tax .71	1,283,926.56
Financial Administration	20,300.00	Delinquent Tax & Lien Collections	192,411.31	School Taxes in Municipal Budget	
Assessment of Taxes	32,550.00	Business Personalty Replacement Taxes	48,262.84	County Taxes .43	773,095.62
Collection of Taxes	33,135.00	Taxes from Public Utilities	2,135,193.00	County Library Taxes .03	48,971.04
Planning, Housing & Development	7,500.00	Other Miscellaneous Tax Revenues		Local Municipal Purpose Taxes .10	175,360.00
Human Resources	1,200.00	State Aid Revenues	31,549.83	Veteran & Senior Citizen Taxes	50,500.00
Elections	176,725.00	Federal Aid Revenues	66,060.99	Total Taxes for Rate Computation 1.34	2,451,241.22
General Administration (other)		State and Local Fiscal Assistance Act Utilized		Special District Taxes	
JUDICIARY		Sale of Acquired Property	537,623.26	Bank Corp. Taxes	
Municipal Courts	9,000.00	Other Miscellaneous Revenues	5,267,345.45	Added and Omitted Taxes	22,578.46
PUBLIC SAFETY		Total	1,500,000.00	Total Taxes Levied - ABSTRACT	2,423,319.68
Fire Protection	43,060.00	Prior Years Surplus Appropriated	6,767,345.45	Total Taxes Billed	2,432,848.15
Police Protection	317,915.00	REVENUES TOTAL	240,946.00	1984 TAXES COLLECTED	2,256,244.22
Civil Defense & Disaster Control	500.00	Reserve For Uncollected Taxes	276,393.44	1984 Taxes Cancelled, Abated or Adjusted	1,042.60
Environmental Inspection & Control	18,300.00	CAPITAL OUTLAY		Transfer to Tax Title Liens or Foreclosed	10,496.14
Other Public Safety		TOTAL		Balance Outstanding Dec. 31, 1984	165,065.19
PUBLIC WORKS				PRIOR YEARS TAXES OUTSTANDING	
Streets and Drainage	471,500.00	Public Enterprises		Balance January 1, 1984	189,431.60
Sewers and Sewage Processing	15,000.00	Recreation—Culture		Collected in 1984	183,148.15
Garbage and Trash Disposal	74,750.00	Public Works	137,645.96	Cancelled, Abated or Adjusted 1984	6.65
Public Buildings and Grounds		Buildings and Grounds	138,747.48	Transfers to Tax Title Liens or Foreclosed	3,210.85
Other Public Works		Library and Education		Balance December 31, 1984	3,065.95
HEALTH and WELFARE		Conservation		TAX TITLE LIENS OUTSTANDING	
Health Services Except Environmental	11,340.00	All Other		Balance January 1, 1984	53,316.40
Welfare-Public Assistance	4,300.00	CAPITAL DEBT AUTHORIZED, DECEMBER 31, 1984		Transfer From Taxes	14,076.55
Hospitals, Clinics, First Aid		ISSUED AND UNISSUED		Redeemed in 1984	9,263.16
Animal, Insect, & Rodent Control	7,000.00	GROSS DEBT		Cancelled, Abated or Adjusted (1984)	
Other Welfare Services		School	1,459,691	Transfers to Foreclosed Property	
RECREATION and CONSERVATION		Self-liquidating		Balance December 31, 1984	58,129.79
Beaches and Boardwalks		Other	1,459,691	PROPERTY ACQUIRED BY DEED OR FORECLOSURE	
Parks, Playgrounds, Shade Trees	3,500.00	ISSUED AND OUTSTANDING		Balance January 1, 1984	38,000.00
Land Reclamation & Conservation	10,336.00	School	647,936.69	Transfers From Taxes or Liens	
Other Recreational Services		Self-Liquidating		Sale for Cash (1984)	
EDUCATION (excluding schools)		Other		Cancelled, Abated or Adjusted (1984)	
Libraries	18,325.00	Total	647,936.69	Balance December 31, 1984	38,000.00
Other Educational Services	1,698,918.00	EQUALIZED VALUATION BASIS FOR NET DEBT COMPUTATION	165,214,739	CURRENT FINANCES DECEMBER 31, 1984	
STATUTORY EXPENDITURES		REAL PROPERTY VALUATIONS		ASSETS	
Pensions & F. I. C. A.	105,699.00	Code Class # of Parcels % VAL'N	ASSESSED VALUATION	Cash Dec. 31, 1984	4,282,672.68
Employee Fringe Benefits	49,250.00	1 Vacant Land 511 6.34	10,322,015.00	Taxes Receivable	168,131.14
Other Statutory Expenditures	6,000.00	2 Residential 1484 74.00	120,520,572.00	Tax Title Liens	58,129.79
CETA And Other Public Employment Programs	3,156,903.00	3 Farm 516 13.00	21,164,702.00	Foreclosed Property	38,000.00
MUNICIPAL FUNCTIONS		4a Commercial 55 5.98	9,746,924.00	Emergencies & Other Deferred Charges	
CAPITAL IMPROVEMENTS	*MEMO*	4b Industrial 2 .40	646,650.00	State and Federal Aid Receivable	3,175.98
DEBT SERVICE		4c Apartments 3 .28	456,000.00	Other Receivables	1,717.02
Principal Payments		Total 2571	162,856,863.00	LIABILITIES, RESERVES, AND SURPLUS	
Interest Payments		Land Area 31.85 Sq. Miles		Cash Liabilities	2,047,999.91
DEFERRED CHARGES		Net Valuation Taxable-Municipal	163,963,848	Reserves for Receivables	265,977.95
SCHOOL, COUNTY, SPECIAL DISTRICT TAXES	2,225,381.22	Net Valuation Taxable-County	169,685,015	Surplus Dec. 31, 1984	2,237,848.75
RESERVE FOR UNCOLLECTED TAXES	240,946.00	State Equalized Valuation	179,992,017	Total	4,551,826.61
EXPENDITURES	TOTAL	State Equalization Ratio	91.04		

0229
Population 1980 8,027
Population 1984 8,059
S & P Rating
Moody Rating A

General Tax Rate Per \$100. 4.78
State Equalized Tax Rate 2.72

LEONIA BOROUGH – BERGEN COUNTY
Form of Government:
Borough Council
Number of Members on Governing Body – 6

PER CAPITA:
Gross Debt 513.65
Net Debt 143.40
Debt Service 46.34
Total Tax Levy 934.67
Municipal Expenditures 454.79

PER CENT:
Gross Debt 1.68
Net Debt .47
Tax Levy Collected 98.12
Tax Levy Cancelled, Abated or Adjusted .36

EXPENDITURES		REVENUES-REALIZED		1984 PROPERTY TAX	
GENERAL GOVERNMENT				STATE EQUALIZED TAX RATE → 1.65	
Governing Body & Public Boards		1984 Property Taxes Collected	7,362,126.83	Local District School Taxes	4,509,664.00
Municipal Clerk		1984 Payments in Lieu of Taxes	25,069.00	Regional & Consolidated School Tax	
Financial Administration	14,000.00	Delinquent Tax & Lien Collections	124,620.66	School Taxes in Municipal Budget	
Assessment of Taxes	13,185.00	Business Personality Replacement Taxes	50,899.40	County Taxes	928,323.80
Collection of Taxes	93,353.00	Taxes from Public Utilities	911,362.00	County Library Taxes	
Planning, Housing & Development	5,215.00	Other Miscellaneous Tax Revenues		Local Municipal Purpose Taxes	1,968,108.15
Human Resources		State Aid Revenues	89,420.21	Veteran & Senior Citizen Taxes	52,200.00
Elections	1,350.00	Federal Aid Revenues		Total Taxes for Rate Computation	7,458,295.95
General Administration (other)	382,840.19	State and Local Fiscal Assistance Act Utilized	52,664.14	Special District Taxes	
JUDICIARY		Sale of Acquired Property		Bank Corp. Taxes	30,942.89
Municipal Courts	60,485.00	Other Miscellaneous Revenues	355,096.64	Added and Omitted Taxes	95,492.48
PUBLIC SAFETY		Total	8,971,258.88	Total Taxes Levied - ABSTRACT	7,532,531.32
Fire Protection	94,550.00	Prior Years Surplus Appropriated	200,000.00	Total Taxes Billed	7,503,014.31
Police Protection	759,731.14	REVENUES TOTAL	9,171,258.88	1984 TAXES COLLECTED	7,362,126.83
Civil Defense & Disaster Control		Reserve For Uncollected Taxes	167,100.00	1984 Taxes Cancelled, Abated or Adjusted	26,720.10
Environmental Inspection & Control	33,606.00	CAPITAL OUTLAY TOTAL	175,820.22	Transfer to Tax Title Liens or Foreclosed	1,697.89
Other Public Safety				Balance Outstanding Dec. 31, 1984	112,469.49
PUBLIC WORKS				PRIOR YEARS TAXES OUTSTANDING	
Streets and Drainage	192,240.00	Public Enterprises	15,548.48	Balance January 1, 1984	122,910.04
Sewers and Sewage Processing	220,271.00	Recreation—Culture	1,139.44	Collected in 1984	112,716.41
Garbage and Trash Disposal	282,050.00	Public Works	151,104.30	Cancelled, Abated or Adjusted 1984	1,190.00
Public Buildings and Grounds	120,400.00	Buildings and Grounds	8,028.00	Transfers to Tax Title Liens or Foreclosed	
Other Public Works	92,011.55	Library and Education		Balance December 31, 1984	9,003.63
HEALTH and WELFARE		Conservation		TAX TITLE LIENS OUTSTANDING	
Health Services Except Environmental	36,184.49	All Other		Balance January 1, 1984	13,612.48
Welfare-Public Assistance	11,765.00	CAPITAL DEBT AUTHORIZED, DECEMBER 31, 1984		Transfer From Taxes	1,697.89
Hospitals, Clinics, First Aid		ISSUED AND UNISSUED		Redeemed in 1984	11,904.25
Animal, Insect, & Rodent Control		School	2,628,000	Cancelled, Abated or Adjusted (1984)	
Other Welfare Services		Self-liquidating	355,000	Transfers to Foreclosed Property	3,406.12
RECREATION and CONSERVATION		Other	1,156,510	Balance December 31, 1984	
Beaches and Boardwalks		Total	4,139,510	PROPERTY ACQUIRED BY DEED OR FORECLOSURE	
Parks, Playgrounds, Shade Trees	22,025.00			Balance January 1, 1984	77,133.88
Land Reclamation & Conservation	4,255.00	ISSUED AND OUTSTANDING		Transfers From Taxes or Liens	
Other Recreational Services	72,195.00	School	2,628,000.00	Sale for Cash (1984)	
EDUCATION (excluding schools)		Self-Liquidating	355,000.00	Cancelled, Abated or Adjusted (1984)	
Libraries	182,565.00	Other	1,122,370.00	Balance December 31, 1984	77,133.88
Other Educational Services		Total	4,105,370.00	CURRENT FINANCES DECEMBER 31, 1984	
STATUTORY EXPENDITURES		EQUALIZED VALUATION BASIS		ASSETS	
Pensions & F. I. C. A.	283,150.00	FOR NET DEBT COMPUTATION	246,388,972	Cash Dec. 31, 1984	483,260.89
Employee Fringe Benefits	134,925.00	REAL PROPERTY VALUATIONS		Taxes Receivable	121,473.12
Other Statutory Expenditures		Code Class # of Parcels % VAL'N	ASSESSED VALUATION	Tax Title Liens	
CETA And Other Public Employment Programs		1 Vacant Land 172 3.38	5,203,700.00	Foreclosed Property	77,133.88
MUNICIPAL FUNCTIONS TOTAL	3,112,352.37	2 Residential 2064 81.99	126,305,800.00	Emergencies & Other Deferred Charges	27,840.00
CAPITAL IMPROVEMENTS *MEMO*	50,000.00	3 Farm		State and Federal Aid Receivable	213.45
DEBT SERVICE		4a Commercial 62 5.27	8,118,700.00	Other Receivables	28,549.26
Principal Payments	299,613.43	4b Industrial 5 2.19	3,373,300.00	Total	738,470.60
Interest Payments	73,832.17	4c Apartments 39 7.17	11,040,800.00	LIABILITIES, RESERVES, AND SURPLUS	
		Total 2342	154,042,300.00	Cash Liabilities	281,934.72
DEFERRED CHARGES	12,236.66	Land Area 1.50 Sq. Miles		Reserves for Receivables	227,156.26
SCHOOL, COUNTY, SPECIAL DISTRICT TAXES	5,437,987.80	Net Valuation Taxable-Municipal	154,969,075	Surplus Dec. 31, 1984	229,379.62
RESERVE FOR UNCOLLECTED TAXES	167,100.00	Net Valuation Taxable-County	249,115,505	Total	738,470.60
EXPENDITURES TOTAL	9,103,122.43	State Equalized Valuation	272,128,771		
		State Equalization Ratio	56.80		

1416
 Population 1980 **8,806**
 Population 1984 **8,979**
 S & P Rating
 Moody Rating **A**

General Tax Rate Per \$100. **2.90**
 State Equalized Tax Rate **2.65**

LINCOLN PARK BOROUGH – MORRIS CO.
Form of Government:
Mayor-Council Plan F (OMCL 50)
Number of Members on Governing Body – 7

PER CAPITA:
 Gross Debt **511.53**
 Net Debt **335.87**
 Debt Service **37.42**
 Total Tax Levy **743.51**
 Municipal Expenditures **474.09**

PER CENT:
 Gross Debt **2.14**
 Net Debt **1.41**
 Tax Levy Collected **96.36**
 Tax Levy Cancelled, Abated or Adjusted **.46**

EXPENDITURES		REVENUES-REALIZED		1984 PROPERTY TAX	
GENERAL GOVERNMENT				STATE EQUALIZED TAX RATE 1.57	
Governing Body & Public Boards		1984 Property Taxes Collected	6,426,291.84	Local District School Taxes	3,737,432.00
Municipal Clerk	56,834.00	1984 Payments in Lieu of Taxes		Regional & Consolidated School Tax	
Financial Administration	24,380.00	Delinquent Tax & Lien Collections	170,656.93	School Taxes in Municipal Budget	
Assessment of Taxes	20,556.00	Business Personalty Replacement Taxes	87,067.84	County Taxes	807,048.76
Collection of Taxes	87,226.00	Taxes from Public Utilities	417,072.00	County Library Taxes	
Planning, Housing & Development		Other Miscellaneous Tax Revenues		Local Municipal Purpose Taxes	1,772,927.49
Human Resources		State Aid Revenues	131,680.09	Veteran & Senior Citizen Taxes	62,050.00
Elections		Federal Aid Revenues	101,012.12	Total Taxes for Rate Computation	2.65
General Administration (other)	329,190.00	State and Local Fiscal Assistance Act Utilized	138,563.79	Special District Taxes	
JUDICIARY		Sale of Acquired Property		Bank Corp. Taxes	13,058.79
Municipal Courts	19,520.00	Other Miscellaneous Revenues	955,760.23	Added and Omitted Taxes	345,534.67
PUBLIC SAFETY		Total	8,428,104.84	Total Taxes Levied - ABSTRACT	6,676,001.71
Fire Protection	33,200.00	Prior Years Surplus Appropriated	631,042.00	Total Taxes Billed	6,669,144.20
Police Protection	604,672.02	REVENUES TOTAL	9,059,146.84	1984 TAXES COLLECTED	6,426,291.84
Civil Defense & Disaster Control	4,175.00	Reserve For Uncollected Taxes	284,096.68	1984 Taxes Cancelled, Abated or Adjusted	30,386.68
Environmental Inspection & Control	32,938.00			Transfer to Tax Title Liens or Foreclosed	48,031.41
Other Public Safety				Balance Outstanding Dec. 31, 1984	164,434.27
PUBLIC WORKS		CAPITAL OUTLAY TOTAL	1,663,616.42	PRIOR YEARS TAXES OUTSTANDING	
Streets and Drainage	283,467.00	Public Enterprises	244,746.54	Balance January 1, 1984	160,891.70
Sewers and Sewage Processing	791,797.00	Recreation—Culture	46,440.30	Collected in 1984	156,724.42
Garbage and Trash Disposal	237,980.00	Public Works	521,627.74	Cancelled, Abated or Adjusted 1984	.98
Public Buildings and Grounds	102,300.00	Buildings and Grounds	18,993.63	Transfers to Tax Title Liens or Foreclosed	3,916.30
Other Public Works	43,150.00	Library and Education		Balance December 31, 1984	250.00
HEALTH and WELFARE		Conservation	831,808.21	TAX TITLE LIENS OUTSTANDING	
Health Services Except Environmental	100,319.00	All Other		Balance January 1, 1984	294,445.69
Welfare-Public Assistance	13,674.00			Transfer From Taxes	52,447.45
Hospitals, Clinics, First Aid		CAPITAL DEBT AUTHORIZED, DECEMBER 31, 1984		Redeemed in 1984	13,932.51
Animal, Insect, & Rodent Control	500.00	ISSUED AND UNISSUED		Cancelled, Abated or Adjusted (1984)	
Other Welfare Services		School	462,000	Transfers to Foreclosed Property	
RECREATION and CONSERVATION		Self-liquidating	1,115,250	Balance December 31, 1984	332,960.63
Beaches and Boardwalks		Other	3,015,794	PROPERTY ACQUIRED BY DEED OR FORECLOSURE	
Parks, Playgrounds, Shade Trees	60,173.95	Total	4,593,044	Balance January 1, 1984	487,116.00
Land Reclamation & Conservation	350,395.80			Transfers From Taxes or Liens	
Other Recreational Services	41,656.00	ISSUED AND OUTSTANDING		Sale for Cash (1984)	100,751.00
EDUCATION (excluding schools)		School	71,000.00	Cancelled, Abated or Adjusted (1984)	
Libraries	92,650.00	Self-Liquidating	377,750.00	Balance December 31, 1984	386,365.00
Other Educational Services		Other	1,331,725.00	CURRENT FINANCES DECEMBER 31, 1984	
STATUTORY EXPENDITURES		Total	2,280,475.00	ASSETS	
Pensions & F. I. C. A.	154,617.00	EQUALIZED VALUATION BASIS		Cash Dec. 31, 1984	972,746.27
Employee Fringe Benefits	107,400.00	FOR NET DEBT COMPUTATION	214,230,756	Taxes Receivable	164,684.27
Other Statutory Expenditures	1,350.00	REAL PROPERTY VALUATIONS		Tax Title Liens	332,960.63
CETA And Other Public Employment Programs		Code Class # of Parcels % VAL'N	ASSESSED VALUATION	Foreclosed Property	386,365.00
MUNICIPAL FUNCTIONS TOTAL	3,594,120.77	1 Vacant Land 725 6.80	14,758,500.00	Emergencies & Other Deferred Charges	131,817.64
CAPITAL IMPROVEMENTS *MEMO*	206,050.00	2 Residential 2085 69.14	150,022,200.00	State and Federal Aid Receivable	459.28
DEBT SERVICE		3 Farm 32 .43	938,900.00	Other Receivables	320,041.03
Principal Payments	262,000.00	4a Commercial 56 10.11	21,947,200.00	Total	2,309,074.12
Interest Payments	73,975.74	4b Industrial 22 8.08	17,531,200.00	LIABILITIES, RESERVES, AND SURPLUS	
		4c Apartments 3 5.44	11,798,200.00	Cash Liabilities	375,604.49
		Total 2923	216,996,200.00	Reserves for Receivables	1,204,050.93
DEFERRED CHARGES	42,684.68	Land Area 6.66 Sq. Miles		Surplus Dec. 31, 1984	729,418.70
SCHOOL, COUNTY, SPECIAL DISTRICT TAXES	4,544,480.76	Net Valuation Taxable-Municipal	218,056,505	Total	2,309,074.12
RESERVE FOR UNCOLLECTED TAXES	284,096.68	Net Valuation Taxable-County	220,815,650		
EXPENDITURES TOTAL	8,801,358.63	State Equalized Valuation	238,450,295		
		State Equalization Ratio	91.41		

2009
 Population 1980 37,836
 Population 1984 37,474
 S & P Rating AA
 Moody Rating AA
 General Tax Rate Per \$100. 2.41
 State Equalized Tax Rate 1.49

LINDEN CITY - UNION COUNTY
Form of Government:
City Charter Act (P.L. 1897 c. 30)
Number of Members on Governing Body - 11

PER CAPITA:
 Gross Debt 570.11
 Net Debt 480.48
 Debt Service 70.38
 Total Tax Levy 732.51
 Municipal Expenditures 756.23
 PER CENT:
 Gross Debt 1.26
 Net Debt 1.06
 Tax Levy Collected 97.99
 Tax Levy Cancelled, Abated or Adjusted .10

EXPENDITURES		REVENUES-REALIZED		1984 PROPERTY TAX	
GENERAL GOVERNMENT				STATE EQUALIZED TAX RATE → .90	
Governing Body & Public Boards	294,000.00	1984 Property Taxes Collected	26,874,593.33	Local District School Taxes	16,492,873.50
Municipal Clerk	119,725.00	1984 Payments in Lieu of Taxes		Regional & Consolidated School Tax	
Financial Administration	169,075.00	Delinquent Tax & Lien Collections	432,961.50	School Taxes in Municipal Budget	.04 810,000.00
Assessment of Taxes	218,825.00	Business Personalty Replacement Taxes	2,739,156.48	County Taxes	.53 9,689,124.53
Collection of Taxes	94,550.00	Taxes from Public Utilities	17,365,576.00	County Library Taxes	
Planning, Housing & Development	73,275.00	Other Miscellaneous Tax Revenues		Local Municipal Purpose Taxes	.01 221,128.07
Human Resources		State Aid Revenues	303,911.44	Veteran & Senior Citizen Taxes	619,450.00
Elections	7,900.00	Federal Aid Revenues		Total Taxes for Rate Computation	1.48 27,832,576.10
General Administration (other)	1,484,525.00	State and Local Fiscal Assistance Act Utilized	343,079.58	Special District Taxes	
JUDICIARY		Sale of Acquired Property	10,980.00	Bank Corp. Taxes	83,186.36
Municipal Courts	170,450.00	Other Miscellaneous Revenues	2,774,282.39	Added and Omitted Taxes	153,865.10
PUBLIC SAFETY		Total	50,844,541.22	Total Taxes Levied - ABSTRACT	27,450,177.56
Fire Protection	4,755,590.58	Prior Years Surplus Appropriated	6,100,000.00	Total Taxes Billed	27,424,465.92
Police Protection	4,362,189.00	REVENUES TOTAL	56,944,541.22	1984 TAXES COLLECTED	26,874,593.33
Civil Defense & Disaster Control	29,250.00	Reserve For Uncollected Taxes	776,700.00	1984 Taxes Cancelled, Abated or Adjusted	28,641.94
Environmental Inspection & Control	198,675.00	CAPITAL OUTLAY TOTAL	2,610,658.60	Transfer to Tax Title Liens or Foreclosed	38,522.05
Other Public Safety	49,950.00			Balance Outstanding Dec. 31, 1984	482,708.60
PUBLIC WORKS				PRIOR YEARS TAXES OUTSTANDING	
Streets and Drainage	3,091,275.00	Public Enterprises		Balance January 1, 1984	432,785.86
Sewers and Sewage Processing	776,025.00	Recreation—Culture	120,333.48	Collected in 1984	413,050.11
Garbage and Trash Disposal	760,450.00	Public Works	593,924.83	Cancelled, Abated or Adjusted 1984	469.30
Public Buildings and Grounds	1,401,150.00	Buildings and Grounds	1,848,400.29	Transfers to Tax Title Liens or Foreclosed	17,789.66
Other Public Works	514,500.00	Library and Education	48,000.00	Balance December 31, 1984	1,476.79
HEALTH and WELFARE		Conservation		TAX TITLE LIENS OUTSTANDING	
Health Services Except Environmental	406,096.00	All Other		Balance January 1, 1984	42,620.82
Welfare-Public Assistance	80,550.00	CAPITAL DEBT AUTHORIZED, DECEMBER 31, 1984		Transfer From Taxes	59,255.04
Hospitals, Clinics, First Aid		ISSUED AND UNISSUED GROSS DEBT NET DEBT		Redeemed in 1984	19,911.39
Animal, Insect, & Rodent Control	27,500.00	School 3,359,000		Cancelled, Abated or Adjusted (1984)	
Other Welfare Services		Self-liquidating 18,005,375	18,005,375	Transfers to Foreclosed Property	
RECREATION and CONSERVATION		Other 21,364,375	18,005,375	Balance December 31, 1984	81,964.47
Beaches and Boardwalks		Total 14,983,000.00		PROPERTY ACQUIRED BY DEED OR FORECLOSURE	
Parks, Playgrounds, Shade Trees	330,700.00	ISSUED AND OUTSTANDING		Balance January 1, 1984	149,582.50
Land Reclamation & Conservation	800.00	School 3,359,000.00		Transfers From Taxes or Liens	
Other Recreational Services	1,268,475.00	Self-Liquidating 11,624,000.00		Sale for Cash (1984)	10,980.00
EDUCATION (excluding schools)		Other 14,983,000.00		Cancelled, Abated or Adjusted (1984)	
Libraries	899,700.00	EQUALIZED VALUATION BASIS FOR NET DEBT COMPUTATION	1,694,057,456	Balance December 31, 1984	138,602.50
Other Educational Services		REAL PROPERTY VALUATIONS		CURRENT FINANCES DECEMBER 31, 1984	
STATUTORY EXPENDITURES		Code Class # of Parcels % VAL'N ASSESSED VALUATION		ASSETS	
Pensions & F. I. C. A.	1,641,788.99	1 Vacant Land 711 .78	8,792,000.00	Cash Dec. 31, 1984	8,239,913.59
Employee Fringe Benefits	1,598,000.00	2 Residential 9328 31.26	350,576,700.00	Taxes Receivable	484,185.39
Other Statutory Expenditures	100,000.00	3 Farm		Tax Title Liens	81,964.47
CETA And Other Public Employment Programs		4a Commercial 874 11.27	126,391,200.00	Foreclosed Property	138,602.50
MUNICIPAL FUNCTIONS TOTAL	24,924,989.57	4b Industrial 231 54.66	612,947,200.00	Emergencies & Other Deferred Charges	
CAPITAL IMPROVEMENTS *MEMO*	425,000.00	4c Apartments 81 2.02	22,635,900.00	State and Federal Aid Receivable	2,435.10
DEBT SERVICE		Total 11225	1,121,343,000.00	Other Receivables	6,575.35
Principal Payments	1,732,000.00	Land Area 10.95 Sq. Miles		Total	8,953,676.40
Interest Payments	905,333.50	Net Valuation Taxable-Municipal	1,131,560,200	LIABILITIES, RESERVES, AND SURPLUS	
TYPE I SCHL DEBT *MEMO	795,473.00	Net Valuation Taxable-County	1,842,105,881	Cash Liabilities	2,590,022.54
DEFERRED CHARGES		State Equalized Valuation	1,823,702,726	Reserves for Receivables	711,327.71
SCHOOL, COUNTY, SPECIAL DISTRICT TAXES	26,991,998.03	State Equalization Ratio	61.86	Surplus Dec. 31, 1984	5,652,326.15
RESERVE FOR UNCOLLECTED TAXES	776,700.00			Total	8,953,676.40
EXPENDITURES TOTAL	55,331,021.10				

1984/3000

* ABOVE DEBT SERVICE INCLUDES TYPE I SCHOOL DEBT

General Tax Rate Per \$100.	4.47
State Equalized Tax Rate	3.04

PER CAPITA:		PER CENT:	
Gross Debt	199.80	Gross Debt	1.56
Net Debt	127.41	Net Debt	.99
Debt Service	18.38	Tax Levy Collected	95.90
Total Tax Levy	440.25	Tax Levy Cancelled, Abated	
Municipal Expenditures	216.01	or Adjusted	.52

1984/3000

0114
Population 1980 6,144
Population 1984 6,273
S & P Rating AAA
Moody Rating AAA

General Tax Rate Per \$100. 2.53
State Equalized Tax Rate 2.48

LINWOOD CITY - ATLANTIC COUNTY
Form of Government:
City Charter Act (P.L. 1897 c. 30)
Number of Members on Governing Body - 7

PER CAPITA:
Gross Debt 845.06
Net Debt 604.87
Debt Service 84.48
Total Tax Levy 944.07
Municipal Expenditures 467.15
PER CENT:
Gross Debt 2.34
Net Debt 1.68
Tax Levy Collected 97.21
Tax Levy Cancelled, Abated or Adjusted .29

EXPENDITURES		REVENUES-REALIZED		1984 PROPERTY TAX	
GENERAL GOVERNMENT		1984 Property Taxes Collected		STATE EQUALIZED TAX RATE	
Governing Body & Public Boards			5,744,023.76	Local District School Taxes .94	2,182,642.00
Municipal Clerk		1984 Payments in Lieu of Taxes		Regional & Consolidated School Tax .51	1,187,609.88
Financial Administration	20,025.00	Delinquent Tax & Lien Collections	184,757.91	School Taxes in Municipal Budget .05	119,409.98
Assessment of Taxes	9,150.00	Business Personalty Replacement Taxes	40,940.28	County Taxes .47 *	1,089,817.40
Collection of Taxes	43,080.00	Taxes from Public Utilities	402,131.49	County Library Taxes .03	68,904.77
Planning, Housing & Development	14,008.23	Other Miscellaneous Tax Revenues		Local Municipal Purpose Taxes .49	1,138,021.16
Human Resources		State Aid Revenues	62,038.75	Veteran & Senior Citizen Taxes	70,350.00
Elections	3,000.00	Federal Aid Revenues		Total Taxes for Rate Computation 2.49	5,856,755.19
General Administration (other)	207,924.00	State and Local Fiscal Assistance Act Utilized	24,110.00	Special District Taxes	
JUDICIARY		Sale of Acquired Property		Bank Corp. Taxes	13,185.92
Municipal Courts	39,635.00	Other Miscellaneous Revenues	839,466.36	Added and Omitted Taxes	122,554.25
PUBLIC SAFETY		Total	7,297,468.55	Total Taxes Levied - ABSTRACT	5,922,145.36
Fire Protection	167,480.00	Prior Years Surplus Appropriated	225,000.00	Total Taxes Billed	5,909,082.43
Police Protection	561,784.44	REVENUES TOTAL	7,522,468.55	1984 TAXES COLLECTED	5,744,023.76
Civil Defense & Disaster Control	1,700.00	Reserve For Uncollected Taxes	236,752.96	1984 Taxes Cancelled, Abated or Adjusted	16,903.89
Environmental Inspection & Control	29,608.00	CAPITAL OUTLAY TOTAL	181,584.63	Transfer to Tax Title Liens or Foreclosed	2,916.28
Other Public Safety				Balance Outstanding Dec. 31, 1984	145,238.49
PUBLIC WORKS				PRIOR YEARS TAXES OUTSTANDING	
Streets and Drainage	152,562.00	Public Enterprises		Balance January 1, 1984	184,650.02
Sewers and Sewage Processing	267,936.24	Recreation—Culture	814.49	Collected in 1984	169,625.27
Garbage and Trash Disposal	207,052.00	Public Works	180,770.14	Cancelled, Abated or Adjusted 1984	
Public Buildings and Grounds	36,516.00	Buildings and Grounds		Transfers to Tax Title Liens or Foreclosed	793.70
Other Public Works	25,527.00	Library and Education		Balance December 31, 1984	14,231.05
HEALTH and WELFARE		Conservation		TAX TITLE LIENS OUTSTANDING	
Health Services Except Environmental	193.00	All Other		Balance January 1, 1984	17,536.26
Welfare-Public Assistance	2,425.00	CAPITAL DEBT AUTHORIZED, DECEMBER 31, 1984		Transfer From Taxes	3,752.98
Hospitals, Clinics, First Aid		ISSUED AND UNISSUED GROSS DEBT		Redeemed in 1984	15,132.64
Animal, Insect, & Rodent Control	10,700.00	School	1,456,710	Cancelled, Abated or Adjusted (1984)	
Other Welfare Services		Self-liquidating		Transfers to Foreclosed Property	
RECREATION and CONSERVATION		Other	3,844,350	Balance December 31, 1984	6,156.60
Beaches and Boardwalks		Total	5,301,060	PROPERTY ACQUIRED BY DEED OR FORECLOSURE	
Parks, Playgrounds, Shade Trees	28,822.00	ISSUED AND OUTSTANDING		Balance January 1, 1984	82,784.00
Land Reclamation & Conservation		School	1,036,710.46	Transfers From Taxes or Liens	
Other Recreational Services	1,000.00	Self-Liquidating		Sale for Cash (1984)	
EDUCATION (excluding schools)		Other	3,837,750.00	Cancelled, Abated or Adjusted (1984)	
Libraries	21,675.00	Total	4,874,460.46	Balance December 31, 1984	82,784.00
Other Educational Services	1,270.00	EQUALIZED VALUATION BASIS FOR NET DEBT COMPUTATION		CURRENT FINANCES DECEMBER 31, 1984	
STATUTORY EXPENDITURES		REAL PROPERTY VALUATIONS		ASSETS	
Pensions & F. I. C. A.	174,635.00	Code Class # of Parcels % VAL'N		Cash Dec. 31, 1984	649,890.14
Employee Fringe Benefits	79,400.00	1 Vacant Land 399 6.87	15,595,000.00	Taxes Receivable	159,469.54
Other Statutory Expenditures	6,035.00	2 Residential 2028 79.19	179,800,300.00	Tax Title Liens	6,156.60
CETA And Other Public Employment Programs		3 Farm 8 .37	849,800.00	Foreclosed Property	82,784.00
MUNICIPAL FUNCTIONS TOTAL	2,113,142.91	4a Commercial 60 13.53	30,725,600.00	Emergencies & Other Deferred Charges	5,577.22
CAPITAL IMPROVEMENTS *MEMO*	5,000.00	4b Industrial		State and Federal Aid Receivable	
DEBT SERVICE		4c Apartments 1 .04	90,300.00	Other Receivables	290,972.02
Principal Payments	185,000.00	Total 2496	227,061,000.00	Total	1,194,849.52
Interest Payments	344,941.06	Land Area 3.80 Sq. Miles		LIABILITIES, RESERVES, AND SURPLUS	
TYPE I SCHL DEBT *MEMO	123,890.06	Net Valuation Taxable-Municipal	228,626,117	Cash Liabilities	269,056.92
DEFERRED CHARGES	50,611.66	Net Valuation Taxable-County	229,323,329	Reserves for Receivables	539,382.16
SCHOOL, COUNTY, SPECIAL DISTRICT TAXES	4,648,384.03	State Equalized Valuation	232,976,654	Surplus Dec. 31, 1984	386,410.44
RESERVE FOR UNCOLLECTED TAXES	236,752.96	State Equalization Ratio	98.12	Total	1,194,849.52
EXPENDITURES TOTAL	7,578,832.62				

1984/3000

* ABOVE DEBT SERVICE INCLUDES TYPE I SCHOOL DEBT

*Includes County Health Service Taxes or County Vocational School Taxes. See Table 13.

1516
Population 1980 8,483
Population 1984 9,851
S & P Rating
Moody Rating

General Tax Rate Per \$100. 2.77
State Equalized Tax Rate 2.58

LITTLE EGG HARBOR TWP. - OCEAN CO.
Form of Government:
Township Committee
Number of Members on Governing Body - 3

PER CAPITA:
Gross Debt 717.11
Net Debt 139.29
Debt Service 10.87
Total Tax Levy 885.97
Municipal Expenditures 383.67

PER CENT:
Gross Debt 2.31
Net Debt .45
Tax Levy Collected 90.69
Tax Levy Cancelled, Abated or Adjusted .24

EXPENDITURES		REVENUES-REALIZED		1984 PROPERTY TAX	
GENERAL GOVERNMENT				STATE EQUALIZED TAX RATE	
Governing Body & Public Boards		1984 Property Taxes Collected	7,914,853.99	Local District School Taxes .70	2,326,583.00
Municipal Clerk		1984 Payments in Lieu of Taxes		Regional & Consolidated School Tax .89	2,944,008.82
Financial Administration	75,045.61	Delinquent Tax & Lien Collections	790,391.81	School Taxes in Municipal Budget	
Assessment of Taxes	45,001.00	Business Personalty Replacement Taxes	23,647.80	County Taxes .45	* 1,494,638.20
Collection of Taxes	55,661.00	Taxes from Public Utilities	658,572.00	County Library Taxes .03	87,134.28
Planning, Housing & Development	35,298.27	Other Miscellaneous Tax Revenues		Local Municipal Purpose Taxes .51	1,678,000.00
Human Resources	600.00	State Aid Revenues	74,181.91	Veteran & Senior Citizen Taxes	190,900.00
Elections	1,300.00	Federal Aid Revenues		Total Taxes for Rate Computation 2.58	8,721,264.30
General Administration (other)	454,533.56	State and Local Fiscal Assistance Act Utilized	155,447.00	Special District Taxes	
JUDICIARY		Sale of Acquired Property	2,681.40	Bank Corp. Taxes	2,961.19
Municipal Courts	42,378.00	Other Miscellaneous Revenues	593,010.81	Added and Omitted Taxes	194,393.55
PUBLIC SAFETY		Total	10,212,786.72	Total Taxes Levied - ABSTRACT	8,727,719.04
Fire Protection	46,400.00	Prior Years Surplus Appropriated	715,000.00	Total Taxes Billed	8,727,118.05
Police Protection	777,670.00	REVENUES TOTAL	10,927,786.72	1984 TAXES COLLECTED	7,914,853.99
Civil Defense & Disaster Control	2,500.00	Reserve For Uncollected Taxes	979,742.48	1984 Taxes Cancelled, Abated or Adjusted	21,167.27
Environmental Inspection & Control	61,439.39	CAPITAL OUTLAY TOTAL	793,155.05	Transfer to Tax Title Liens or Foreclosed	143,735.97
Other Public Safety				Balance Outstanding Dec. 31, 1984	647,360.82
PUBLIC WORKS				PRIOR YEARS TAXES OUTSTANDING	
Streets and Drainage	300,096.91	Public Enterprises		Balance January 1, 1984	751,471.29
Sewers and Sewage Processing		Recreation—Culture		Collected in 1984	666,247.18
Garbage and Trash Disposal	402,373.84	Public Works	737,500.05	Cancelled, Abated or Adjusted 1984	20,150.62
Public Buildings and Grounds	43,428.81	Buildings and Grounds	55,655.00	Transfers to Tax Title Liens or Foreclosed	56,921.17
Other Public Works	57,040.00	Library and Education		Balance December 31, 1984	8,152.32
HEALTH and WELFARE		Conservation		TAX TITLE LIENS OUTSTANDING	
Health Services Except Environmental	8,030.00	All Other		Balance January 1, 1984	322,892.59
Welfare-Public Assistance	23,329.00	CAPITAL DEBT AUTHORIZED, DECEMBER 31, 1984		Transfer From Taxes	209,748.41
Hospitals, Clinics, First Aid	1,000.00	ISSUED AND UNISSUED		Redeemed in 1984	124,144.63
Animal, Insect, & Rodent Control	19,030.35	School	5,691,064	Cancelled, Abated or Adjusted (1984)	
Other Welfare Services		Self-liquidating		Transfers to Foreclosed Property	
RECREATION and CONSERVATION		Other	1,373,161	Balance December 31, 1984	408,496.37
Beaches and Boardwalks		Total	7,064,226	PROPERTY ACQUIRED BY DEED OR FORECLOSURE	
Parks, Playgrounds, Shade Trees		ISSUED AND OUTSTANDING		Balance January 1, 1984	667,100.00
Land Reclamation & Conservation	1,110.00	School	5,691,064.87	Transfers From Taxes or Liens	
Other Recreational Services	15,300.00	Self-Liquidating		Sale for Cash (1984)	
EDUCATION (excluding schools)		Other	1,298,450.00	Cancelled, Abated or Adjusted (1984)	
Libraries	500.00	Total	6,979,514.87	Balance December 31, 1984	667,100.00
Other Educational Services		EQUALIZED VALUATION BASIS		CURRENT FINANCES DECEMBER 31, 1984	
STATUTORY EXPENDITURES		FOR NET DEBT COMPUTATION	305,219,459	ASSETS	
Pensions & F. I. C. A.	176,900.99	REAL PROPERTY VALUATIONS		Cash Dec. 31, 1984	3,348,497.86
Employee Fringe Benefits		Code Class # of Parcels % VAL'N		Taxes Receivable	655,513.14
Other Statutory Expenditures	15,819.82	1 Vacant Land 2916 12.84	38,264,500.00	Tax Title Liens	408,496.37
CETA And Other Public Employment Programs		2 Residential 5165 82.41	245,508,700.00	Foreclosed Property	667,100.00
MUNICIPAL FUNCTIONS TOTAL	2,666,786.55	3 Farm 6 .07	229,900.00	Emergencies & Other Deferred Charges	23,485.20
CAPITAL IMPROVEMENTS *MEMO*	30,000.00	4a Commercial 36 4.62	13,766,500.00	State and Federal Aid Receivable	5,813.39
DEBT SERVICE		4b Industrial 2 .05	146,000.00	Other Receivables	64,837.50
Principal Payments	61,600.00	4c Apartments		Total	5,173,743.46
Interest Payments	45,472.00	Total	8185	LIABILITIES, RESERVES, AND SURPLUS	
DEFERRED CHARGES	25,977.05	Land Area 49.50 Sq. Miles		Cash Liabilities	1,726,435.96
SCHOOL, COUNTY, SPECIAL DISTRICT TAXES	6,852,364.30	Net Valuation Taxable-Municipal	307,560,153	Reserves for Receivables	1,795,947.01
RESERVE FOR UNCOLLECTED TAXES	979,742.48	Net Valuation Taxable-County	320,382,045	Surplus Dec. 31, 1984	1,651,360.49
EXPENDITURES TOTAL	10,631,942.38	State Equalized Valuation	330,052,813	Total	5,173,743.46
		State Equalization Ratio	92.98		

1984/3000

*Includes County Health Service Taxes or County Vocational School Taxes. See Table 13.

1605
Population 1980 11,496
Population 1984 12,144
S & P Rating
Moody Rating A

General Tax Rate Per \$100. 5.78
State Equalized Tax Rate 1.97

LITTLE FALLS TOWNSHIP – PASSAIC CO.
Form of Government:
Township Committee
Number of Members on Governing Body – 5

PER CAPITA:
Gross Debt 270.50
Net Debt 174.52
Debt Service 25.95
Total Tax Levy 633.88
Municipal Expenditures 275.58
PER CENT:
Gross Debt .95
Net Debt .62
Tax Levy Collected 97.22
Tax Levy Cancelled, Abated or Adjusted .05

EXPENDITURES		REVENUES-REALIZED		1984 PROPERTY TAX	
GENERAL GOVERNMENT				STATE EQUALIZED TAX RATE	
Governing Body & Public Boards		1984 Property Taxes Collected	7,509,819.45	Local District School Taxes	.57 2,223,000.50
Municipal Clerk		1984 Payments in Lieu of Taxes		Regional & Consolidated School Tax	.48 1,866,698.71
Financial Administration	47,597.30	Delinquent Tax & Lien Collections	388,497.91	School Taxes in Municipal Budget	
Assessment of Taxes	23,361.56	Business Personalty Replacement Taxes	218,459.12	County Taxes	.58 2,247,426.15
Collection of Taxes	31,527.62	Taxes from Public Utilities	911,919.00	County Library Taxes	
Planning, Housing & Development	17,080.36	Other Miscellaneous Tax Revenues		Local Municipal Purpose Taxes	.34 1,300,340.25
Human Resources		State Aid Revenues	155,736.41	Veteran & Senior Citizen Taxes	
Elections	3,261.82	Federal Aid Revenues	66,518.43	Total Taxes for Rate Computation	1.97 7,768,165.61
General Administration (other)	244,348.70	State and Local Fiscal Assistance Act Utilized	67,662.45	Special District Taxes	
JUDICIARY		Sale of Acquired Property		Bank Corp. Taxes	20,854.76
Municipal Courts	46,843.45	Other Miscellaneous Revenues	263,453.12	Added and Omitted Taxes	39,460.14
PUBLIC SAFETY		Total	9,582,065.89	Total Taxes Levied - ABSTRACT	7,697,780.51
Fire Protection	193,800.85	Prior Years Surplus Appropriated	190,000.00	Total Taxes Billed	7,724,492.79
Police Protection	657,505.43	REVENUES TOTAL	9,772,065.89	1984 TAXES COLLECTED	7,509,819.45
Civil Defense & Disaster Control	2,613.58	Reserve For Uncollected Taxes	381,873.28	1984 Taxes Cancelled, Abated or Adjusted	3,642.76
Environmental Inspection & Control	39,508.14			Transfer to Tax Title Liens or Foreclosed	4,606.66
Other Public Safety				Balance Outstanding Dec. 31, 1984	206,423.92
PUBLIC WORKS		CAPITAL OUTLAY TOTAL	137,457.37	PRIOR YEARS TAXES OUTSTANDING	
Streets and Drainage	464,951.72	Public Enterprises		Balance January 1, 1984	141,719.62
Sewers and Sewage Processing	9,363.89	Recreation—Culture		Collected in 1984	138,838.03
Garbage and Trash Disposal	192,914.00	Public Works	86,314.66	Cancelled, Abated or Adjusted 1984	351.50
Public Buildings and Grounds	18,284.30	Buildings and Grounds	51,142.71	Transfers to Tax Title Liens or Foreclosed	
Other Public Works		Library and Education		Balance December 31, 1984	2,530.09
HEALTH and WELFARE		Conservation		TAX TITLE LIENS OUTSTANDING	
Health Services Except Environmental	23,145.32	All Other		Balance January 1, 1984	309,015.05
Welfare-Public Assistance	2,350.00			Transfer From Taxes	4,606.66
Hospitals, Clinics, First Aid		CAPITAL DEBT AUTHORIZED, DECEMBER 31, 1984		Redeemed in 1984	249,659.88
Animal, Insect, & Rodent Control	8,190.00	ISSUED AND UNISSUED		Cancelled, Abated or Adjusted (1984)	
Other Welfare Services		School	1,165,625	Transfers to Foreclosed Property	
RECREATION and CONSERVATION		Self-liquidating		Balance December 31, 1984	63,961.83
Beaches and Boardwalks		Other	2,119,340	PROPERTY ACQUIRED BY DEED OR FORECLOSURE	
Parks, Playgrounds, Shade Trees	1,950.00	Total	3,284,965	Balance January 1, 1984	12,080.00
Land Reclamation & Conservation	75,982.75	ISSUED AND OUTSTANDING		Transfers From Taxes or Liens	
Other Recreational Services	95,501.53	School	672,207.63	Sale for Cash (1984)	
EDUCATION (excluding schools)		Self-Liquidating		Cancelled, Abated or Adjusted (1984)	
Libraries	122,650.00	Other	1,513,000.00	Balance December 31, 1984	12,080.00
Other Educational Services		Total	2,185,207.63	CURRENT FINANCES DECEMBER 31, 1984	
STATUTORY EXPENDITURES		EQUALIZED VALUATION BASIS		ASSETS	
Pensions & F. I. C. A.	199,676.83	FOR NET DEBT COMPUTATION	344,572,744	Cash Dec. 31, 1984	966,836.35
Employee Fringe Benefits	78,654.58	REAL PROPERTY VALUATIONS		Taxes Receivable	208,954.01
Other Statutory Expenditures		Code Class # of Parcels % VAL'N	ASSESSED VALUATION	Tax Title Liens	63,961.83
CETA And Other Public Employment Programs		1 Vacant Land 282 3.10	3,985,100.00	Foreclosed Property	12,080.00
MUNICIPAL FUNCTIONS		2 Residential 2840 66.46	85,381,300.00	Emergencies & Other Deferred Charges	61,530.44
CAPITAL IMPROVEMENTS	*MEMO*	3 Farm		State and Federal Aid Receivable	39,595.92
DEBT SERVICE		4a Commercial 152 12.64	16,233,550.00	Other Receivables	25,380.22
Principal Payments	185,000.00	4b Industrial 49 8.29	10,643,300.00	Total	1,378,338.77
Interest Payments	130,170.87	4c Apartments 12 9.51	12,218,806.00	LIABILITIES, RESERVES, AND SURPLUS	
		Total 3335	128,462,056.00	Cash Liabilities	365,499.16
DEFERRED CHARGES		Land Area 2.80 Sq. Miles		Reserves for Receivables	310,376.06
SCHOOL, COUNTY, SPECIAL DISTRICT TAXES		Net Valuation Taxable-Municipal	132,276,341	Surplus Dec. 31, 1984	702,463.55
RESERVE FOR UNCOLLECTED TAXES		Net Valuation Taxable-County	359,872,839	Total	1,378,338.77
EXPENDITURES	TOTAL	State Equalized Valuation	380,208,632		
		State Equalization Ratio	34.13		

0230
Population 1980 9,399
Population 1984 9,317
S & P Rating
Moody Rating AAA

General Tax Rate Per \$100. 3.17
State Equalized Tax Rate 2.21

LITTLE FERRY BORO. - BERGEN CO.
Form of Government:
Borough Council
Number of Members on Governing Body - 6

PER CAPITA:
Gross Debt 244.83
Net Debt 226.15
Debt Service 28.45
Total Tax Levy 680.30
Municipal Expenditures 360.66

PER CENT:
Gross Debt .89
Net Debt .82
Tax Levy Collected 98.47
Tax Levy Cancelled, Abated or Adjusted

EXPENDITURES		REVENUES-REALIZED		1984 PROPERTY TAX	
GENERAL GOVERNMENT				STATE EQUALIZED TAX RATE	
Governing Body & Public Boards		1984 Property Taxes Collected	6,231,074.53	Local District School Taxes 1.15	3,285,418.00
Municipal Clerk		1984 Payments in Lieu of Taxes		Regional & Consolidated School Tax	
Financial Administration	16,700.00	Delinquent Tax & Lien Collections	111,670.81	School Taxes in Municipal Budget	
Assessment of Taxes	88,069.00	Business Personalty Replacement Taxes	109,756.52	County Taxes .35	1,013,454.36
Collection of Taxes	17,000.00	Taxes from Public Utilities	567,278.00	County Library Taxes	
Planning, Housing & Development	47,175.00	Other Miscellaneous Tax Revenues		Local Municipal Purpose Taxes .70	2,011,316.73
Human Resources		State Aid Revenues	78,916.58	Veteran & Senior Citizen Taxes	86,850.00
Elections	1,650.00	Federal Aid Revenues		Total Taxes for Rate Computation 2.20	6,397,039.09
General Administration (other)	321,470.00	State and Local Fiscal Assistance Act Utilized	94,721.74	Special District Taxes	
JUDICIARY		Sale of Acquired Property		Bank Corp. Taxes	11,871.52
Municipal Courts	41,665.00	Other Miscellaneous Revenues	395,025.02	Added and Omitted Taxes	16,280.63
PUBLIC SAFETY		Total	7,588,443.20	Total Taxes Levied - ABSTRACT	6,338,341.24
Fire Protection	102,720.00	Prior Years Surplus Appropriated	180,000.00	Total Taxes Billed	6,328,128.82
Police Protection	877,743.90	REVENUES TOTAL	7,768,443.20	1984 TAXES COLLECTED	6,231,074.53
Civil Defense & Disaster Control	3,000.00	Reserve For Uncollected Taxes	173,579.25	1984 Taxes Cancelled, Abated or Adjusted	88.76
Environmental Inspection & Control	27,700.00	CAPITAL OUTLAY TOTAL	114,578.80	Transfer to Tax Title Liens or Foreclosed	3,720.79
Other Public Safety				Balance Outstanding Dec. 31, 1984	93,244.74
PUBLIC WORKS				PRIOR YEARS TAXES OUTSTANDING	
Streets and Drainage	351,786.00	Public Enterprises		Balance January 1, 1984	109,019.74
Sewers and Sewage Processing	328,329.00	Recreation—Culture	328.28	Collected in 1984	108,349.74
Garbage and Trash Disposal	177,740.00	Public Works	113,585.19	Cancelled, Abated or Adjusted 1984	
Public Buildings and Grounds	45,704.00	Buildings and Grounds	665.33	Transfers to Tax Title Liens or Foreclosed	670.00
Other Public Works		Library and Education		Balance December 31, 1984	
HEALTH and WELFARE		Conservation		TAX TITLE LIENS OUTSTANDING	
Health Services Except Environmental	28,670.00	All Other		Balance January 1, 1984	3,321.07
Welfare-Public Assistance	7,585.00	CAPITAL DEBT AUTHORIZED, DECEMBER 31, 1984		Transfer From Taxes	4,492.21
Hospitals, Clinics, First Aid		ISSUED AND UNISSUED GROSS DEBT NET DEBT		Redeemed in 1984	3,321.07
Animal, Insect, & Rodent Control		School 174,000		Cancelled, Abated or Adjusted (1984)	
Other Welfare Services		Self-liquidating		Transfers to Foreclosed Property	
RECREATION and CONSERVATION		Other 2,107,050	2,107,050	Balance December 31, 1984	4,492.21
Beaches and Boardwalks		Total 2,281,050	2,107,050	PROPERTY ACQUIRED BY DEED OR	
Parks, Playgrounds, Shade Trees	33,580.00			FORECLOSURE	
Land Reclamation & Conservation				Balance January 1, 1984	13,455.00
Other Recreational Services	5,875.00	ISSUED AND OUTSTANDING		Transfers From Taxes or Liens	
EDUCATION (excluding schools)		School 174,000.00		Sale for Cash (1984)	
Libraries	78,000.00	Self-Liquidating		Cancelled, Abated or Adjusted (1984)	
Other Educational Services	300.00	Other 1,333,000.00	1,507,000.00	Balance December 31, 1984	13,455.00
STATUTORY EXPENDITURES		EQUALIZED VALUATION BASIS		CURRENT FINANCES DECEMBER 31, 1984	
Pensions & F. I. C. A.	212,051.00	FOR NET DEBT COMPUTATION	256,545,229	ASSETS	
Employee Fringe Benefits	98,000.00	REAL PROPERTY VALUATIONS		Cash Dec. 31, 1984	1,404,162.12
Other Statutory Expenditures	7,000.00	Code Class # of Parcels % VAL'N	ASSESSED VALUATION	Taxes Receivable	93,244.74
CETA And Other Public Employment Programs		1 Vacant Land 107 2.51	4,874,800.00	Tax Title Liens	4,492.21
MUNICIPAL FUNCTIONS TOTAL	2,919,512.90	2 Residential 2039 59.00	114,449,700.00	Foreclosed Property	13,455.00
CAPITAL IMPROVEMENTS *MEMO*	11,700.00	3 Farm		Emergencies & Other Deferred Charges	36,000.00
DEBT SERVICE		4a Commercial 114 12.36	23,971,900.00	State and Federal Aid Receivable	11,949.21
Principal Payments	131,500.00	4b Industrial 75 14.68	28,482,600.00	Other Receivables	9,273.42
Interest Payments	133,606.38	4c Apartments 24 11.44	22,190,813.00	Total	1,572,576.70
		Total 2359	193,969,913.00	LIABILITIES, RESERVES, AND SURPLUS	
DEFERRED CHARGES	2,028.46	Land Area 1.50 Sq. Miles		Cash Liabilities	967,448.35
SCHOOL, COUNTY, SPECIAL DISTRICT TAXES	4,298,872.36	Net Valuation Taxable-Municipal	199,111,930	Reserves for Receivables	120,465.37
RESERVE FOR UNCOLLECTED TAXES	173,579.25	Net Valuation Taxable-County	270,029,697	Surplus Dec. 31, 1984	484,662.98
EXPENDITURES TOTAL	7,659,099.35	State Equalized Valuation	283,674,303	Total	1,572,576.70
		State Equalization Ratio	69.64		

General Tax Rate Per \$100.	3.34
State Equalized Tax Rate	2.54

Number of Members on Governing Body – 6

Gross Debt	1,029.57
Net Debt	385.91
Debt Service	40.95
Total Tax Levy	1,103.12
Municipal Expenditures	374.29

Gross Debt	2.56
Net Debt	.96
Tax Levy Collected	97.15
Tax Levy Cancelled, Abated or Adjusted	

1984/3000

0710
Population 1980 28,040
Population 1984 28,154
S & P Rating
Moody Rating AA1

General Tax Rate Per \$100. 4.36
State Equalized Tax Rate 2.22

LIVINGSTON TOWNSHIP – ESSEX COUNTY
Form of Government:
Council-Manager Plan E (OMCL 50)
Number of Members on Governing Body – 5

PER CAPITA:
Gross Debt 89.19
Net Debt 46.05
Debt Service 8.82
Total Tax Levy 1,258.39
Municipal Expenditures 293.72

PER CENT:
Gross Debt .18
Net Debt .09
Tax Levy Collected 98.16
Tax Levy Cancelled, Abated or Adjusted .10

EXPENDITURES		REVENUES-REALIZED		1984 PROPERTY TAX	
GENERAL GOVERNMENT				STATE EQUALIZED TAX RATE 1.11	
Governing Body & Public Boards		1984 Property Taxes Collected	34,734,338.12	Local District School Taxes	17,479,527.00
Municipal Clerk		1984 Payments in Lieu of Taxes		Regional & Consolidated School Tax	
Financial Administration	83,632.00	Delinquent Tax & Lien Collections	552,901.16	School Taxes in Municipal Budget	
Assessment of Taxes	61,064.00	Business Personalty Replacement Taxes	406,901.40	County Taxes	15,958,438.77
Collection of Taxes	96,065.00	Taxes from Public Utilities	2,268,587.00	County Library Taxes	
Planning, Housing & Development	94,124.00	Other Miscellaneous Tax Revenues	248,661.54	Local Municipal Purpose Taxes	1,523,991.26
Human Resources	45,040.00	State Aid Revenues	221,863.61	Veteran & Senior Citizen Taxes	203,200.00
Elections	6,500.00	Federal Aid Revenues		Total Taxes for Rate Computation	35,165,157.03
General Administration (other)	674,891.00	State and Local Fiscal Assistance Act Utilized	124,935.48	Special District Taxes	
JUDICIARY		Sale of Acquired Property		Bank Corp. Taxes	75,617.27
Municipal Courts	92,136.00	Other Miscellaneous Revenues	2,479,077.61	Added and Omitted Taxes	391,221.21
PUBLIC SAFETY		Total	41,037,265.92	Total Taxes Levied - ABSTRACT	35,428,795.51
Fire Protection	189,788.00	Prior Years Surplus Appropriated	1,555,000.00	Total Taxes Billed	35,385,522.97
Police Protection	1,748,486.00	REVENUES TOTAL	42,592,265.92	1984 TAXES COLLECTED	34,734,338.12
Civil Defense & Disaster Control	7,000.00	Reserve For Uncollected Taxes	789,820.56	1984 Taxes Cancelled, Abated or Adjusted	33,825.52
Environmental Inspection & Control	90,600.00			Transfer to Tax Title Liens or Foreclosed	7,350.96
Other Public Safety				Balance Outstanding Dec. 31, 1984	610,008.37
PUBLIC WORKS		CAPITAL OUTLAY TOTAL	117,878.96	PRIOR YEARS TAXES OUTSTANDING	
Streets and Drainage	791,273.00	Public Enterprises	79,628.43	Balance January 1, 1984	551,475.96
Sewers and Sewage Processing	712,562.00	Recreation—Culture		Collected in 1984	540,720.47
Garbage and Trash Disposal		Public Works	14,823.14	Cancelled, Abated or Adjusted 1984	
Public Buildings and Grounds	210,650.48	Buildings and Grounds	21,638.86	Transfers to Tax Title Liens or Foreclosed	3,216.32
Other Public Works		Library and Education		Balance December 31, 1984	7,539.17
HEALTH and WELFARE		Conservation	1,788.53	TAX TITLE LIENS OUTSTANDING	
Health Services Except Environmental	195,269.00	All Other		Balance January 1, 1984	12,180.69
Welfare-Public Assistance	10,465.00			Transfer From Taxes	10,984.86
Hospitals, Clinics, First Aid		CAPITAL DEBT AUTHORIZED, DECEMBER 31, 1984		Redeemed in 1984	12,180.69
Animal, Insect, & Rodent Control		ISSUED AND UNISSUED GROSS DEBT NET DEBT		Cancelled, Abated or Adjusted (1984)	
Other Welfare Services		School	555,000	Transfers to Foreclosed Property	
RECREATION and CONSERVATION		Self-liquidating	1,955,964	Balance December 31, 1984	10,984.86
Beaches and Boardwalks		Other	2,510,964	PROPERTY ACQUIRED BY DEED OR FORECLOSURE	
Parks, Playgrounds, Shade Trees	94,000.00	Total		Balance January 1, 1984	2,385,150.00
Land Reclamation & Conservation	40,000.00			Transfers From Taxes or Liens	
Other Recreational Services	553,239.00	ISSUED AND OUTSTANDING		Sale for Cash (1984)	
EDUCATION (excluding schools)		School	525,000.00	Cancelled, Abated or Adjusted (1984)	2,091,200.00
Libraries	630,400.00	Self-Liquidating	1,205,000.00	Balance December 31, 1984	293,950.00
Other Educational Services		Other	1,730,000.00	CURRENT FINANCES DECEMBER 31, 1984	
STATUTORY EXPENDITURES		Total		ASSETS	
Pensions & F. I. C. A.	578,100.00	EQUALIZED VALUATION BASIS FOR NET DEBT COMPUTATION	1,402,326,801	Cash Dec. 31, 1984	6,295,271.78
Employee Fringe Benefits	201,000.00	REAL PROPERTY VALUATIONS		Taxes Receivable	617,547.54
Other Statutory Expenditures	25,000.00	Code Class # of Parcels % VAL'N	ASSESSED VALUATION	Tax Title Liens	10,984.86
CETA And Other Public Employment Programs		1 Vacant Land 436 4.21	33,375,300.00	Foreclosed Property	293,950.00
MUNICIPAL FUNCTIONS TOTAL	7,231,284.48	2 Residential 8557 72.21	572,509,900.00	Emergencies & Other Deferred Charges	
CAPITAL IMPROVEMENTS *MEM()*	100,000.00	3 Farm 6	70,300.00	State and Federal Aid Receivable	2,125.00
DEBT SERVICE		4a Commercial 229 21.03	166,744,400.00	Other Receivables	2,321,321.09
Principal Payments	155,000.00	4b Industrial 43 2.55	20,178,800.00	Total	9,541,200.27
Interest Payments	93,362.50	4c Apartments		LIABILITIES, RESERVES, AND SURPLUS	
		Total 92.76	792,878,700.00	Cash Liabilities	4,341,960.73
DEFERRED CHARGES		Land Area 14.00 Sq. Miles		Reserves for Receivables	3,243,803.49
SCHOOL, COUNTY, SPECIAL DISTRICT TAXES	33,437,965.77	Net Valuation Taxable-Municipal	802,621,600	Surplus Dec. 31, 1984	1,955,436.05
RESERVE FOR UNCOLLECTED TAXES	789,820.56	Net Valuation Taxable-County	1,421,842,884	Total	9,541,200.27
EXPENDITURES TOTAL	41,707,433.31	State Equalized Valuation	1,565,932,694		
		State Equalization Ratio	50.95		

1324
Population 1980 369
Population 1984 361
S & P Rating
Moody Rating

General Tax Rate Per \$100.
4.03
State Equalized Tax Rate
2.92

LOCH ARBOUR VILLAGE – MONMOUTH CO.
Form of Government:
Village Board of Trustees
Number of Members on Governing Body – 5

PER CAPITA:
Gross Debt 635.77
Net Debt 258.05
Debt Service 36.67
Totl Tax Levy 1,278.81
Municipal Expenditures 922.09
PER CENT:
Gross Debt 1.63
Net Debt .66
Tax Levy Collected 94.92
Tax Levy Cancelled, Abated or Adjusted

EXPENDITURES		REVENUES-REALIZED		1984 PROPERTY TAX	
GENERAL GOVERNMENT				STATE EQUALIZED TAX RATE	
Governing Body & Public Boards		1984 Property Taxes Collected	438,188.65	Local District School Taxes	1.36 215,452.88
Municipal Clerk		1984 Payments in Lieu of Taxes		Regional & Consolidated School Tax	
Financial Administration	12,946.00	Delinquent Tax & Lien Collections	14,231.59	School Taxes in Municipal Budget	
Assessment of Taxes	1,130.00	Business Personalty Replacement Taxes	4,101.40	County Taxes	.48 75,324.83
Collection of Taxes	4,457.00	Taxes from Public Utilities	21,425.00	County Library Taxes	.02 2,873.41
Planning, Housing & Development	2,172.00	Other Miscellaneous Tax Revenues		Local Municipal Purpose Taxes	1.06 168,000.00
Human Resources		State Aid Revenues	2,751.04	Veteran & Senior Citizen Taxes	
Elections		Federal Aid Revenues		Total Taxes for Rate Computation	2.92 464,001.12
General Administration (other)	34,664.00	State and Local Fiscal Assistance Act Utilized	4,621.00	Special District Taxes	
JUDICIARY		Sale of Acquired Property		Bank Corp. Taxes	
Municipal Courts	5,240.00	Other Miscellaneous Revenues	77,522.25	Added and Omitted Taxes	
PUBLIC SAFETY		Total	562,840.93	Total Taxes Levied - ABSTRACT	461,651.12
Fire Protection	6,800.00	Prior Years Surplus Appropriated	76,000.00	Total Taxes Billed	461,651.12
Police Protection	98,582.00	REVENUES TOTAL	638,840.93	1984 TAXES COLLECTED	438,188.65
Civil Defense & Disaster Control		Reserve For Uncollected Taxes	41,940.00	1984 Taxes Cancelled, Abated or Adjusted	
Environmental Inspection & Control	212.00			Transfer to Tax Title Liens or Foreclosed	
Other Public Safety		CAPITAL OUTLAY TOTAL		Balance Outstanding Dec. 31, 1984	23,462.47
PUBLIC WORKS				PRIOR YEARS TAXES OUTSTANDING	
Streets and Drainage	9,200.10	Public Enterprises		Balance January 1, 1984	18,220.98
Sewers and Sewage Processing	20,685.00	Recreation—Culture		Collected in 1984	14,231.59
Garbage and Trash Disposal	21,170.00	Public Works		Cancelled, Abated or Adjusted 1984	
Public Buildings and Grounds	4,000.00	Buildings and Grounds		Transfers to Tax Title Liens or Foreclosed	
Other Public Works		Library and Education		Balance December 31, 1984	3,989.39
HEALTH and WELFARE		Conservation		TAX TITLE LIENS OUTSTANDING	
Health Services Except Environmental	850.00	All Other		Balance January 1, 1984	
Welfare-Public Assistance	101.00			Transfer From Taxes	
Hospitals, Clinics, First Aid		CAPITAL DEBT AUTHORIZED, DECEMBER 31, 1984		Redeemed in 1984	
Animal, Insect, & Rodent Control	100.00	ISSUED AND UNISSUED		Cancelled, Abated or Adjusted (1984)	
Other Welfare Services		School	136,357	Transfers to Foreclosed Property	
RECREATION and CONSERVATION		Self-liquidating		Balance December 31, 1984	
Beaches and Boardwalks	52,380.38	Other	93,156	PROPERTY ACQUIRED BY DEED OR	
Parks, Playgrounds, Shade Trees		Total	229,513	FORECLOSURE	
Land Reclamation & Conservation	1,155.00			Balance January 1, 1984	
Other Recreational Services		ISSUED AND OUTSTANDING		Transfers From Taxes or Liens	
EDUCATION (excluding schools)		School	136,357.17	Sale for Cash (1984)	
Libraries		Self-Liquidating		Cancelled, Abated or Adjusted (1984)	
Other Educational Services		Other	81,000.00	Balance December 31, 1984	
STATUTORY EXPENDITURES		Total	217,357.17	CURRENT FINANCES DECEMBER 31, 1984	
Pensions & F. I. C. A.	6,594.84	EQUALIZED VALUATION BASIS		ASSETS	
Employee Fringe Benefits		FOR NET DEBT COMPUTATION	14,114,568	Cash Dec. 31, 1984	122,260.38
Other Statutory Expenditures		REAL PROPERTY VALUATIONS		Taxes Receivable	27,451.86
CETA And Other Public Employment Programs		Code Class # of Parcels % VAL'N		Tax Title Liens	
MUNICIPAL FUNCTIONS TOTAL	272,439.32	1 Vacant Land 6 1.57	178,300.00	Foreclosed Property	
CAPITAL IMPROVEMENTS *MEMO*	2,000.00	2 Residential 135 90.77	10,323,900.00	Emergencies & Other Deferred Charges	
DEBT SERVICE		3 Farm		State and Federal Aid Receivable	
Principal Payments	8,500.00	4a Commercial 6 7.31	831,100.00	Other Receivables	
Interest Payments	4,736.25	4b Industrial		Total	149,712.24
		4c Apartments 1 .36	40,400.00	LIABILITIES, RESERVES, AND SURPLUS	
		Total 148	11,373,700.00	Cash Liabilities	41,224.72
DEFERRED CHARGES	5,257.33	Land Area .10 Sq. Miles		Reserves for Receivables	27,451.86
SCHOOL, COUNTY, SPECIAL DISTRICT TAXES	293,651.12	Net Valuation Taxable-Municipal	11,463,677	Surplus Dec. 31, 1984	81,035.66
RESERVE FOR UNCOLLECTED TAXES	41,940.00	Net Valuation Taxable-County	14,201,072	Total	149,712.24
EXPENDITURES TOTAL	626,524.02	State Equalized Valuation	15,795,169		
		State Equalization Ratio	72.42		

0231
 Population 1980 **23,956**
 Population 1984 **23,671**
 S & P Rating
 Moody Rating **AAA**

General Tax Rate Per \$100. **3.56**
 State Equalized Tax Rate **2.62**

LODI BOROUGH - BERGEN COUNTY
Form of Government:
Mayor-Council Plan B (OMCL 50)
Number of Members on Governing Body - 7

PER CAPITA:
 Gross Debt **563.59**
 Net Debt **381.98**
 Debt Service **44.24**
 Total Tax Levy **639.00**
 Municipal Expenditures **337.04**

PER CENT:
 Gross Debt **2.50**
 Net Debt **1.70**
 Tax Levy Collected **95.55**
 Tax Levy Cancelled, Abated or Adjusted **1.62**

EXPENDITURES		REVENUES-REALIZED		1984 PROPERTY TAX	
GENERAL GOVERNMENT				STATE EQUALIZED TAX RATE 1.54	
Governing Body & Public Boards	31,935.00	1984 Property Taxes Collected		Local District School Taxes	8,855,168.00
Municipal Clerk	90,840.00	1984 Payments in Lieu of Taxes		Regional & Consolidated School Tax	
Financial Administration	171,035.72	Delinquent Tax & Lien Collections		School Taxes in Municipal Budget	
Assessment of Taxes	88,556.00	Business Personalty Replacement Taxes		County Taxes	2,006,119.70
Collection of Taxes		Taxes from Public Utilities		County Library Taxes	
Planning, Housing & Development	18,790.00	Other Miscellaneous Tax Revenues		Local Municipal Purpose Taxes	4,173,920.27
Human Resources	85,760.00	State Aid Revenues		Veteran & Senior Citizen Taxes	310,300.00
Elections	15,400.00	Federal Aid Revenues		Total Taxes for Rate Computation	15,345,507.97
General Administration (other)	628,850.93	State and Local Fiscal Assistance Act Utilized		Special District Taxes	
JUDICIARY		Sale of Acquired Property		Bank Corp. Taxes	30,809.72
Municipal Courts	81,945.00	Other Miscellaneous Revenues		Added and Omitted Taxes	59,648.08
PUBLIC SAFETY		Total		Total Taxes Levied - ABSTRACT	15,125,665.77
Fire Protection	142,200.00	Prior Years Surplus Appropriated		Total Taxes Billed	15,108,325.93
Police Protection	1,241,165.50	REVENUES		1984 TAXES COLLECTED	14,435,931.01
Civil Defense & Disaster Control		Reserve For Uncollected Taxes		1984 Taxes Cancelled, Abated or Adjusted	245,363.01
Environmental Inspection & Control	213,537.00	CAPITAL OUTLAY		Transfer to Tax Title Liens or Foreclosed	53,203.24
Other Public Safety		TOTAL		Balance Outstanding Dec. 31, 1984	373,828.67
PUBLIC WORKS				PRIOR YEARS TAXES OUTSTANDING	
Streets and Drainage	427,877.00	Public Enterprises		Balance January 1, 1984	476,422.61
Sewers and Sewage Processing	625,417.08	Recreation—Culture		Collected in 1984	462,855.08
Garbage and Trash Disposal	441,154.31	Public Works		Cancelled, Abated or Adjusted 1984	
Public Buildings and Grounds	217,173.00	Buildings and Grounds		Transfers to Tax Title Liens or Foreclosed	13,567.53
Other Public Works	84,500.00	Library and Education		Balance December 31, 1984	
HEALTH and WELFARE		Conservation		TAX TITLE LIENS OUTSTANDING	
Health Services Except Environmental	85,515.29	All Other		Balance January 1, 1984	91,422.38
Welfare-Public Assistance	30,000.00	CAPITAL DEBT AUTHORIZED, DECEMBER 31, 1984		Transfer From Taxes	68,336.05
Hospitals, Clinics, First Aid	36,545.16	ISSUED AND UNISSUED		Redeemed in 1984	28,490.71
Animal, Insect, & Rodent Control		GROSS DEBT		Cancelled, Abated or Adjusted (1984)	
Other Welfare Services	40,189.00	School		Transfers to Foreclosed Property	
RECREATION and CONSERVATION		Self-liquidating		Balance December 31, 1984	131,267.72
Beaches and Boardwalks		Other		PROPERTY ACQUIRED BY DEED OR FORECLOSURE	
Parks, Playgrounds, Shade Trees	95,960.00	Total		Balance January 1, 1984	18,247.50
Land Reclamation & Conservation		ISSUED AND OUTSTANDING		Transfers From Taxes or Liens	
Other Recreational Services	73,418.00	School		Sale for Cash (1984)	
EDUCATION (excluding schools)		Self-Liquidating		Cancelled, Abated or Adjusted (1984)	
Libraries	197,500.00	Other		Balance December 31, 1984	18,247.50
Other Educational Services		Total		CURRENT FINANCES DECEMBER 31, 1984	
STATUTORY EXPENDITURES		EQUALIZED VALUATION BASIS		ASSETS	
Pensions & F. I. C. A.	464,553.01	FOR NET DEBT COMPUTATION		Cash Dec. 31, 1984	1,066,038.86
Employee Fringe Benefits	372,175.00	REAL PROPERTY VALUATIONS		Taxes Receivable	373,828.67
Other Statutory Expenditures	18,900.00			Tax Title Liens	131,267.72
CETA And Other Public Employment Programs				Foreclosed Property	18,247.50
MUNICIPAL FUNCTIONS				Emergencies & Other Deferred Charges	207,588.45
TOTAL	6,020,892.00			State and Federal Aid Receivable	
CAPITAL IMPROVEMENTS				Other Receivables	127,385.09
MEMO	54,300.00			Total	1,924,356.29
DEBT SERVICE				LIABILITIES, RESERVES, AND SURPLUS	
Principal Payments	413,000.00			Cash Liabilities	752,526.00
Interest Payments	634,127.00			Reserves for Receivables	558,722.61
				Surplus Dec. 31, 1984	613,107.68
DEFERRED CHARGES				Total	1,924,356.29
SCHOOL, COUNTY, SPECIAL DISTRICT TAXES	160,859.72				
RESERVE FOR UNCOLLECTED TAXES	10,861,287.70				
EXPENDITURES	749,289.32				
TOTAL	18,839,455.74				

0809
Population 1980 3,078
Population 1984 3,439
S & P Rating
Moody Rating

General Tax Rate Per \$100.

3.15
State Equalized Tax Rate
2.07

LOGAN TWP. — GLOUCESTER CO.

Form of Government:

Township Committee

Number of Members on Governing Body — 3

PER CAPITA:

Gross Debt 494.05
Net Debt 494.05
Debt Service 6.05
Total Tax Levy 878.75
Municipal Expenditures 406.57

PER CENT:

Gross Debt 1.43
Net Debt 1.43
Tax Levy Collected 98.51
Tax Levy Cancelled, Abated or Adjusted

EXPENDITURES		REVENUES-REALIZED		1984 PROPERTY TAX	
GENERAL GOVERNMENT				STATE EQUALIZED TAX RATE	
Governing Body & Public Boards	8,202.25	1984 Property Taxes Collected	2,939,963.34	Local District School Taxes	1.28
Municipal Clerk	18,138.00	1984 Payments in Lieu of Taxes		Regional & Consolidated School Tax	
Financial Administration	26,199.71	Delinquent Tax & Lien Collections	106,119.84	School Taxes in Municipal Budget	
Assessment of Taxes	16,892.24	Business Personalty Replacement Taxes	66,547.54	County Taxes	.60
Collection of Taxes		Taxes from Public Utilities	318,980.00	County Library Taxes	.02
Planning, Housing & Development	9,885.00	Other Miscellaneous Tax Revenues	254,100.00	Local Municipal Purpose Taxes	.16
Human Resources		State Aid Revenues	12,303.08	Veteran & Senior Citizen Taxes	
Elections	2,413.00	Federal Aid Revenues		Total Taxes for Rate Computation	2.06
General Administration (other)	307,019.75	State and Local Fiscal Assistance Act Utilized	14,557.00	Special District Taxes	
JUDICIARY		Sale of Acquired Property		Bank Corp. Taxes	5,124.56
Municipal Courts	35,284.66	Other Miscellaneous Revenues	334,518.53	Added and Omitted Taxes	113,228.63
PUBLIC SAFETY		Total	4,047,089.33	Total Taxes Levied - ABSTRACT	3,022,006.84
Fire Protection	68,766.64	Prior Years Surplus Appropriated	174,100.00	Total Taxes Billed	2,984,519.78
Police Protection	274,525.49	REVENUES	4,221,189.33	1984 TAXES COLLECTED	2,939,963.34
Civil Defense & Disaster Control	500.00	Reserve For Uncollected Taxes	115,809.52	1984 Taxes Cancelled, Abated or Adjusted	
Environmental Inspection & Control	127,183.45			Transfer to Tax Title Liens or Foreclosed	
Other Public Safety		CAPITAL OUTLAY	TOTAL	Balance Outstanding Dec. 31, 1984	44,556.44
PUBLIC WORKS				PRIOR YEARS TAXES OUTSTANDING	
Streets and Drainage	148,801.92	Public Enterprises		Balance January 1, 1984	113,131.46
Sewers and Sewage Processing		Recreation—Culture		Collected in 1984	106,119.84
Garbage and Trash Disposal	82,645.00	Public Works		Cancelled, Abated or Adjusted 1984	
Public Buildings and Grounds	16,900.00	Buildings and Grounds		Transfers to Tax Title Liens or Foreclosed	
Other Public Works		Library and Education		Balance December 31, 1984	12,011.62
HEALTH and WELFARE		Conservation		TAX TITLE LIENS OUTSTANDING	
Health Services Except Environmental	1,900.00	All Other		Balance January 1, 1984	46,247.10
Welfare-Public Assistance	9,560.00			Transfer From Taxes	
Hospitals, Clinics, First Aid		CAPITAL DEBT AUTHORIZED, DECEMBER 31, 1984		Redeemed in 1984	
Animal, Insect, & Rodent Control	2,500.00	ISSUED AND UNISSUED	GROSS DEBT	Cancelled, Abated or Adjusted (1984)	
Other Welfare Services		School		Transfers to Foreclosed Property	
RECREATION and CONSERVATION		Self-liquidating		Balance December 31, 1984	46,247.10
Beaches and Boardwalks		Other	1,699,041	PROPERTY ACQUIRED BY DEED OR	
Parks, Playgrounds, Shade Trees	13,000.00	Total	1,699,041	FORECLOSURE	
Land Reclamation & Conservation	18,585.00			Balance January 1, 1984	6,755.00
Other Recreational Services	500.00	ISSUED AND OUTSTANDING		Transfers From Taxes or Liens	
EDUCATION (excluding schools)		School		Sale for Cash (1984)	
Libraries		Self-Liquidating		Cancelled, Abated or Adjusted (1984)	
Other Educational Services		Other	25,585.00	Balance December 31, 1984	6,755.00
STATUTORY EXPENDITURES		Total	25,585.00	CURRENT FINANCES DECEMBER 31, 1984	
Pensions & F. I. C. A.	56,010.00	EQUALIZED VALUATION BASIS		ASSETS	
Employee Fringe Benefits		FOR NET DEBT COMPUTATION	118,519,560	Cash Dec. 31, 1984	1,225,880.48
Other Statutory Expenditures	2,000.00	REAL PROPERTY VALUATIONS		Taxes Receivable	56,568.06
CETA And Other Public Employment Programs		Code Class # of Parcels % VAL'N	ASSESSED VALUATION	Tax Title Liens	46,247.10
MUNICIPAL FUNCTIONS	1,247,412.11	1 Vacant Land 635 9.18	8,368,200.00	Foreclosed Property	6,755.00
CAPITAL IMPROVEMENTS	*MEMO* 5,000.00	2 Residential 1206 48.38	44,103,700.00	Emergencies & Other Deferred Charges	30,829.82
DEBT SERVICE		3 Farm 273 5.00	4,563,900.00	State and Federal Aid Receivable	17,348.17
Principal Payments	18,000.00	4a Commercial 78 24.68	22,499,700.00	Other Receivables	37,634.69
Interest Payments	2,789.44	4b Industrial 5 12.74	11,616,600.00	Total	1,421,263.32
DEFERRED CHARGES	14,186.04	4c Apartments		LIABILITIES, RESERVES, AND SURPLUS	
SCHOOL, COUNTY, SPECIAL DISTRICT TAXES	2,672,477.66	Total 2197	91,152,100.00	Cash Liabilities	930,987.13
RESERVE FOR UNCOLLECTED TAXES	115,809.52	Land Area 23.42 Sq. Miles		Reserves for Receivables	147,204.85
EXPENDITURES	4,070,674.77	Net Valuation Taxable-Municipal	92,238,700	Surplus Dec. 31, 1984	343,071.34
TOTAL		Net Valuation Taxable-County	126,895,936	Total	1,421,263.32
		State Equalized Valuation	140,059,157		
		State Equalization Ratio	65.59		

1517
 Population 1980 **3,488**
 Population 1984 **3,685**
 S & P Rating
 Moody Rating

General Tax Rate Per \$100.
2.04
 State Equalized Tax Rate
.94

LONG BEACH TWP. - OCEAN CO.
Form of Government:
Commission (1911)
Number of Members on Governing Body - 3

PER CAPITA:
 Gross Debt **877.24**
 Net Debt **624.05**
 Debt Service **60.98**
 Total Tax Levy **2,672.10**
 Municipal Expenditures **1,370.23**

PER CENT:
 Gross Debt **.35**
 Net Debt **.25**
 Tax Levy Collected **96.88**
 Tax Levy Cancelled, Abated or Adjusted

EXPENDITURES		REVENUES-REALIZED		1984 PROPERTY TAX	
GENERAL GOVERNMENT				STATE EQUALIZED TAX RATE →	
Governing Body & Public Boards				Local District School Taxes	.08
Municipal Clerk	69,000.00	1984 Property Taxes Collected		Regional & Consolidated School Tax	.25
Financial Administration	9,600.00	1984 Payments in Lieu of Taxes		School Taxes in Municipal Budget	
Assessment of Taxes	277,599.00	Delinquent Tax & Lien Collections		County Taxes	.41 *
Collection of Taxes		Business Personalty Replacement Taxes		County Library Taxes	.03
Planning, Housing & Development	56,609.14	Taxes from Public Utilities		Local Municipal Purpose Taxes	.17
Human Resources		Other Miscellaneous Tax Revenues		Veteran & Senior Citizen Taxes	
Elections	2,261.93	State Aid Revenues		Total Taxes for Rate Computation	.94
General Administration (other)	314,023.94	Federal Aid Revenues		Special District Taxes	
JUDICIARY		State and Local Fiscal Assistance Act Utilized		Bank Corp. Taxes	
Municipal Courts	41,955.00	Sale of Acquired Property		Added and Omitted Taxes	
PUBLIC SAFETY		Other Miscellaneous Revenues		Total Taxes Levied - ABSTRACT	
Fire Protection	88,663.34	Prior Years Surplus Appropriated		Total Taxes Billed	
Police Protection	1,032,095.66	REVENUES TOTAL		1984 TAXES COLLECTED	
Civil Defense & Disaster Control	270.50	Reserve For Uncollected Taxes		1984 Taxes Cancelled, Abated or Adjusted	
Environmental Inspection & Control	68,800.00	CAPITAL OUTLAY TOTAL		Transfer to Tax Title Liens or Foreclosed	
Other Public Safety				Balance Outstanding Dec. 31, 1984	
PUBLIC WORKS				PRIOR YEARS TAXES OUTSTANDING	
Streets and Drainage	532,817.51	Public Enterprises		Balance January 1, 1984	
Sewers and Sewage Processing		Recreation—Culture		Collected in 1984	
Garbage and Trash Disposal	396,602.34	Public Works		Cancelled, Abated or Adjusted 1984	
Public Buildings and Grounds	78,200.00	Buildings and Grounds		Transfers to Tax Title Liens or Foreclosed	
Other Public Works		Library and Education		Balance December 31, 1984	
HEALTH and WELFARE		Conservation		TAX TITLE LIENS OUTSTANDING	
Health Services Except Environmental	160,000.00	All Other		Balance January 1, 1984	
Welfare-Public Assistance	5,500.00	CAPITAL DEBT AUTHORIZED, DECEMBER 31, 1984		Transfer From Taxes	
Hospitals, Clinics, First Aid	5,000.00	ISSUED AND UNISSUED GROSS DEBT NET DEBT		Redeemed in 1984	
Animal, Insect, & Rodent Control	1,344.80	School 730,351		Cancelled, Abated or Adjusted (1984)	
Other Welfare Services		Self-liquidating 202,650		Transfers to Foreclosed Property	
RECREATION and CONSERVATION		Other 2,299,614		Balance December 31, 1984	
Beaches and Boardwalks	480,565.59	Total 3,232,616		PROPERTY ACQUIRED BY DEED OR	
Parks, Playgrounds, Shade Trees		ISSUED AND OUTSTANDING		FORECLOSURE	
Land Reclamation & Conservation	150.00	School 730,351.73		Balance January 1, 1984	
Other Recreational Services	20,285.41	Self-Liquidating 118,000.00		Transfers From Taxes or Liens	
EDUCATION (excluding schools)		Other 1,845,000.00		Sale for Cash (1984)	
Libraries	14,000.00	Total 2,693,351.73		Cancelled, Abated or Adjusted (1984)	
Other Educational Services	500.00	EQUALIZED VALUATION BASIS		Balance December 31, 1984	
STATUTORY EXPENDITURES		FOR NET DEBT COMPUTATION		CURRENT FINANCES DECEMBER 31, 1984	
Pensions & F. I. C. A.	320,982.69	REAL PROPERTY VALUATIONS		ASSETS	
Employee Fringe Benefits	144,373.15	Code Class # of Parcels % VAL'N		Cash Dec. 31, 1984	
Other Statutory Expenditures	20,000.00	1 Vacant Land 1139 6.39		Taxes Receivable	
CETA And Other Public Employment Programs		2 Residential 6514 87.11		Tax Title Liens	
MUNICIPAL FUNCTIONS TOTAL	4,141,200.00	3 Farm		Foreclosed Property	
CAPITAL IMPROVEMENTS *MEMO*	20,000.00	4a Commercial 194 5.92		Emergencies & Other Deferred Charges	
DEBT SERVICE		4b Industrial		State and Federal Aid Receivable	
Principal Payments	167,000.00	4c Apartments 28 .59		Other Receivables	
Interest Payments	57,695.97	Total 7875		Total	
DEFERRED CHARGES		Land Area 4.30 Sq. Miles		LIABILITIES, RESERVES, AND SURPLUS	
SCHOOL, COUNTY, SPECIAL DISTRICT TAXES	7,908,413.87	Net Valuation Taxable-Municipal		Cash Liabilities	
RESERVE FOR UNCOLLECTED TAXES	683,400.00	Net Valuation Taxable-County		Reserves for Receivables	
EXPENDITURES - TOTAL	12,957,714.84	State Equalized Valuation		Surplus Dec. 31, 1984	
		State Equalization Ratio		Total	

1325
 Population 1980 29,819
 Population 1984 29,250
 S & P Rating AAA
 Moody Rating AAA
 General Tax Rate Per \$100. 3.00
 State Equalized Tax Rate 3.00

LONG BRANCH CITY – MONMOUTH CO.
Form of Government:
Mayor–Council Plan A (OMCL 50)
Number of Members on Governing Body – 5

PER CAPITA:
 Gross Debt 376.57
 Net Debt 263.10
 Debt Service 49.60
 Total Tax Levy 609.68
 Municipal Expenditures 426.72
 PER CENT:
 Gross Debt 2.09
 Net Debt 1.46
 Tax Levy Collected 94.45
 Tax Levy Cancelled, Abated or Adjusted .86

EXPENDITURES		REVENUES-REALIZED		1984 PROPERTY TAX	
GENERAL GOVERNMENT				STATE EQUALIZED TAX RATE	
Governing Body & Public Boards	49,257.00	1984 Property Taxes Collected	16,794,847.43	Local District School Taxes	1.47
Municipal Clerk	83,805.00	1984 Payments in Lieu of Taxes		Regional & Consolidated School Tax	
Financial Administration	83,623.00	Delinquent Tax & Lien Collections	728,177.92	School Taxes in Municipal Budget	.03
Assessment of Taxes	81,780.00	Business Penalty Replacement Taxes	245,225.72	County Taxes	.49
Collection of Taxes	65,879.00	Taxes from Public Utilities	1,505,358.00	County Library Taxes	
Planning, Housing & Development	64,608.00	Other Miscellaneous Tax Revenues		Local Municipal Purpose Taxes	1.00
Human Resources	977,723.00	State Aid Revenues	1,853,649.30	Veteran & Senior Citizen Taxes	
Elections		Federal Aid Revenues		Total Taxes for Rate Computation	2.99
General Administration (other)	1,472,158.32	State and Local Fiscal Assistance Act Utilized	353,855.00	Special District Taxes	
JUDICIARY		Sale of Acquired Property		Bank Corp. Taxes	
Municipal Courts	121,566.00	Other Miscellaneous Revenues	1,708,142.84	Added and Omitted Taxes	
PUBLIC SAFETY		Total	23,189,256.21	Total Taxes Levied - ABSTRACT	
Fire Protection	802,083.00	Prior Years Surplus Appropriated	518,000.00	Total Taxes Billed	
Police Protection	2,025,598.51	REVENUES TOTAL	23,707,256.21	1984 TAXES COLLECTED	
Civil Defense & Disaster Control	845.00	Reserve For Uncollected Taxes	1,422,752.46	1984 Taxes Cancelled, Abated or Adjusted	
Environmental Inspection & Control	113,944.00	CAPITAL OUTLAY TOTAL	715,748.53	Transfer to Tax Title Liens or Foreclosed	
Other Public Safety				Balance Outstanding Dec. 31, 1984	
PUBLIC WORKS				PRIOR YEARS TAXES OUTSTANDING	
Streets and Drainage	778,194.00	Public Enterprises		Balance January 1, 1984	
Sewers and Sewage Processing	364,795.00	Recreation—Culture		Collected in 1984	
Garbage and Trash Disposal		Public Works	582,978.03	Cancelled, Abated or Adjusted 1984	
Public Buildings and Grounds	381,871.00	Buildings and Grounds	132,770.50	Transfers to Tax Title Liens or Foreclosed	
Other Public Works	44,000.00	Library and Education		Balance December 31, 1984	
HEALTH and WELFARE		Conservation		TAX TITLE LIENS OUTSTANDING	
Health Services Except Environmental	64,530.50	All Other		Balance January 1, 1984	
Welfare-Public Assistance	50,011.00	CAPITAL DEBT AUTHORIZED, DECEMBER 31, 1984		Transfer From Taxes	
Hospitals, Clinics, First Aid		ISSUED AND UNISSUED		Redeemed in 1984	
Animal, Insect, & Rodent Control		School	3,319,000	Cancelled, Abated or Adjusted (1984)	
Other Welfare Services	85,000.00	Self-liquidating		Transfers to Foreclosed Property	
RECREATION and CONSERVATION		Other	7,695,700	Balance December 31, 1984	
Beaches and Boardwalks		Total	11,014,700	PROPERTY ACQUIRED BY DEED OR FORECLOSURE	
Parks, Playgrounds, Shade Trees	69,340.00	ISSUED AND OUTSTANDING		Balance January 1, 1984	
Land Reclamation & Conservation	370,509.00	School	1,540,000.00	Transfers From Taxes or Liens	
Other Recreational Services	66,439.00	Self-Liquidating		Sale for Cash (1984)	
EDUCATION (excluding schools)		Other	7,447,000.00	Cancelled, Abated or Adjusted (1984)	
Libraries		Total	8,987,000.00	Balance December 31, 1984	
Other Educational Services	195,737.00	EQUALIZED VALUATION BASIS		CURRENT FINANCES DECEMBER 31, 1984	
STATUTORY EXPENDITURES		FOR NET DEBT COMPUTATION		ASSETS	
Pensions & F. I. C. A.	686,120.78	REAL PROPERTY VALUATIONS		Cash Dec. 31, 1984	
Employee Fringe Benefits	354,060.00	Code Class # of Parcels % VAL'N		Taxes Receivable	
Other Statutory Expenditures	35,000.00	1 Vacant Land 630 2.07		Tax Title Liens	
CETA And Other Public Employment Programs		2 Residential 6506 72.67		Foreclosed Property	
MUNICIPAL FUNCTIONS TOTAL	9,488,477.11	3 Farm 6 .05		Emergencies & Other Deferred Charges	
CAPITAL IMPROVEMENTS *MEMO*	25,000.00	4a Commercial 505 12.81		State and Federal Aid Receivable	
DEBT SERVICE		4b Industrial 12 .60		Other Receivables	
Principal Payments	795,000.00	4c Apartments 241 11.79		Total	
Interest Payments	655,937.25	Total 7900		LIABILITIES, RESERVES, AND SURPLUS	
TYPE I SCHL DEBT *MEMO	460,713.50	Land Area 5.10 Sq. Miles		Cash Liabilities	
DEFERRED CHARGES	119,380.00	Net Valuation Taxable-Municipal	586,590,889	Reserves for Receivables	
SCHOOL, COUNTY, SPECIAL DISTRICT TAXES	11,707,100.86	Net Valuation Taxable-County	545,636,521	Surplus Dec. 31, 1984	
RESERVE FOR UNCOLLECTED TAXES	1,422,752.46	State Equalized Valuation	587,305,084	Total	
EXPENDITURES TOTAL	24,188,647.68	State Equalization Ratio	99.91		

0115
Population 1980 1,249
Population 1984 1,258
S & P Rating BBB+
Moody Rating BAA1

General Tax Rate Per \$100.
1.70
State Equalized Tax Rate
.97

LONGPORT BORO. - ATLANTIC CO.
Form of Government:
Commission (1911)
Number of Members on Governing Body - 3

PER CAPITA:
Gross Debt 1,209.22
Net Debt 1,209.22
Debt Service 162.57
Total Tax Levy 1,941.38
Municipal Expenditures 1,373.44
PER CENT:
Gross Debt .62
Net Debt .62
Tax Levy Collected 94.65
Tax Levy Cancelled, Abated or Adjusted

EXPENDITURES		REVENUES-REALIZED		1984 PROPERTY TAX	
GENERAL GOVERNMENT				STATE EQUALIZED TAX RATE → .10	
Governing Body & Public Boards		1984 Property Taxes Collected 2,309,877.95		Local District School Taxes	258,104.00
Municipal Clerk	27,654.00	1984 Payments in Lieu of Taxes		Regional & Consolidated School Tax	
Financial Administration	28,018.00	Delinquent Tax & Lien Collections 112,069.59		School Taxes in Municipal Budget	
Assessment of Taxes	11,050.00	Business Personalty Replacement Taxes 6,337.00		County Taxes	.48 * 1,212,981.59
Collection of Taxes	20,528.00	Taxes from Public Utilities 136,851.00		County Library Taxes	.03 76,558.67
Planning, Housing & Development	1,374.05	Other Miscellaneous Tax Revenues		Local Municipal Purpose Taxes	.35 889,417.36
Human Resources		State Aid Revenues 8,089.70		Veteran & Senior Citizen Taxes	26,600.00
Elections		Federal Aid Revenues		Total Taxes for Rate Computation	.96 2,463,661.62
General Administration (other)	108,600.00	State and Local Fiscal Assistance Act Utilized 16,567.00		Special District Taxes	
JUDICIARY		Sale of Acquired Property		Bank Corp. Taxes	3,892.10
Municipal Courts	16,200.00	Other Miscellaneous Revenues		Added and Omitted Taxes	1,299.89
PUBLIC SAFETY		Total 3,087,370.90		Total Taxes Levied - ABSTRACT	2,442,253.61
Fire Protection	20,610.56	Prior Years Surplus Appropriated 223,000.00		Total Taxes Billed	2,440,458.64
Police Protection	329,053.35	REVENUES TOTAL 3,310,870.90		1984 TAXES COLLECTED	2,309,877.95
Civil Defense & Disaster Control	8,500.00	Reserve For Uncollected Taxes 112,176.77		1984 Taxes Cancelled, Abated or Adjusted	
Environmental Inspection & Control	19,300.00	CAPITAL OUTLAY TOTAL 421,340.77		Transfer to Tax Title Liens or Foreclosed	
Other Public Safety				Balance Outstanding Dec. 31, 1984	130,580.69
PUBLIC WORKS				PRIOR YEARS TAXES OUTSTANDING	
Streets and Drainage	114,067.00	Public Enterprises		Balance January 1, 1984	107,982.38
Sewers and Sewage Processing	322,143.03	Recreation—Culture		Collected in 1984	107,927.03
Garbage and Trash Disposal	46,780.00	Public Works		Cancelled, Abated or Adjusted 1984	
Public Buildings and Grounds	19,700.00	Buildings and Grounds		Transfers to Tax Title Liens or Foreclosed	
Other Public Works	15,600.00	Library and Education		Balance December 31, 1984	55.35
HEALTH and WELFARE		Conservation		TAX TITLE LIENS OUTSTANDING	
Health Services Except Environmental	150.00	All Other		Balance January 1, 1984	10,198.49
Welfare-Public Assistance	550.00	CAPITAL DEBT AUTHORIZED, DECEMBER 31, 1984		Transfer From Taxes	
Hospitals, Clinics, First Aid		ISSUED AND UNISSUED GROSS DEBT NET DEBT		Redeemed in 1984	4,142.56
Animal, Insect, & Rodent Control	500.00	School		Cancelled, Abated or Adjusted (1984)	6,055.93
Other Welfare Services		Self-liquidating		Transfers to Foreclosed Property	
RECREATION and CONSERVATION		Other		Balance December 31, 1984	
Beaches and Boardwalks	61,763.75	Total 1,521,197		PROPERTY ACQUIRED BY DEED OR	
Parks, Playgrounds, Shade Trees	57,100.00			FORECLOSURE	
Land Reclamation & Conservation	10,776.09	ISSUED AND OUTSTANDING		Balance January 1, 1984	17,695.00
Other Recreational Services		School		Transfers From Taxes or Liens	
EDUCATION (excluding schools)		Self-Liquidating		Sale for Cash (1984)	
Libraries	5,000.00	Other		Cancelled, Abated or Adjusted (1984)	
Other Educational Services		Total 1,405,000.00		Balance December 31, 1984	17,695.00
STATUTORY EXPENDITURES		EQUALIZED VALUATION BASIS		CURRENT FINANCES DECEMBER 31, 1984	
Pensions & F. I. C. A.	93,075.17	FOR NET DEBT COMPUTATION		ASSETS	
Employee Fringe Benefits	51,000.00	REAL PROPERTY VALUATIONS		Cash Dec. 31, 1984	375,528.55
Other Statutory Expenditures		Code Class # of Parcels % VAL'N ASSESSED VALUATION		Taxes Receivable	130,636.04
CETA And Other Public Employment Programs		1 Vacant Land 111. 4.98 7,124,100.00		Tax Title Liens	
MUNICIPAL FUNCTIONS TOTAL	1,389,093.00	2 Residential 1424 90.47 129,524,600.00		Foreclosed Property	17,695.00
CAPITAL IMPROVEMENTS *MEMO*		3 Farm 3,548,600.00		Emergencies & Other Deferred Charges	40,000.00
DEBT SERVICE		4a Commercial 9 2.48 2,967,800.00		State and Federal Aid Receivable	3,944.98
Principal Payments	100,000.00	4c Apartments 20 2.07 143,165,100.00		Other Receivables	38,249.60
Interest Payments	104,517.50	Total 1564		Total	606,054.17
DEFERRED CHARGES	22,000.00	Land Area .30 Sq. Miles		LIABILITIES, RESERVES, AND SURPLUS	
SCHOOL, COUNTY, SPECIAL DISTRICT TAXES	1,547,644.26	Net Valuation Taxable-Municipal 143,352,140		Cash Liabilities	151,469.44
RESERVE FOR UNCOLLECTED TAXES	112,176.77	Net Valuation Taxable-County 254,796,410		Reserves for Receivables	186,580.64
EXPENDITURES TOTAL	3,275,431.53	State Equalized Valuation 252,238,272		Surplus Dec. 31, 1984	268,004.09
		State Equalization Ratio 56.80		Total	606,054.17

*Includes County Health Service Taxes or County Vocational School Taxes. See Table 13.

2115

Population 1980 4,998
 Population 1984 4,885
 S & P Rating
 Moody Rating

General Tax Rate Per \$100. 2.64
 State Equalized Tax Rate 2.28

LOPATCONG TOWNSHIP - WARREN CO.

Form of Government:

Small Municipality Plan C (OMCL 50)

Number of Members on Governing Body - 3

PER CAPITA:

Gross Debt 250.21
 Net Debt 68.43
 Debt Service 27.29
 Total Tax Levy 614.03
 Municipal Expenditures 425.57

PER CENT:

Gross Debt 1.02
 Net Debt .28
 Tax Levy Collected 97.02
 Tax Levy Cancelled, Abated or Adjusted .01

EXPENDITURES		REVENUES-REALIZED		1984 PROPERTY TAX	
GENERAL GOVERNMENT				STATE EQUALIZED TAX RATE 1.24	
Governing Body & Public Boards		1984 Property Taxes Collected	2,909,102.20	Local District School Taxes	1,586,273.00
Municipal Clerk		1984 Payments in Lieu of Taxes		Regional & Consolidated School Tax	
Financial Administration	14,310.02	Delinquent Tax & Lien Collections	110,365.28	School Taxes in Municipal Budget	
Assessment of Taxes	11,620.00	Business Personalty Replacement Taxes	73,631.20	County Taxes	* 831,033.48
Collection of Taxes	13,740.00	Taxes from Public Utilities	531,143.00	County Library Taxes	41,494.65
Planning, Housing & Development	14,210.08	Other Miscellaneous Tax Revenues		Local Municipal Purpose Taxes	450,418.63
Human Resources		State Aid Revenues	42,261.39	Veteran & Senior Citizen Taxes	62,500.00
Elections	2,000.00	Federal Aid Revenues	500,000.00	Total Taxes for Rate Computation	2,971,719.76
General Administration (other)	682,824.47	State and Local Fiscal Assistance Act Utilized	28,035.87	Special District Taxes	
JUDICIARY		Sale of Acquired Property		Bank Corp. Taxes	10,077.43
Municipal Courts	40,120.00	Other Miscellaneous Revenues	255,858.63	Added and Omitted Taxes	80,218.42
PUBLIC SAFETY		Total	4,450,397.57	Total Taxes Levied - ABSTRACT	2,999,515.61
Fire Protection	85,098.00	Prior Years Surplus Appropriated	300,000.00	Total Taxes Billed	2,998,387.09
Police Protection	393,635.00	REVENUES TOTAL	4,750,397.57	1984 TAXES COLLECTED	2,909,102.20
Civil Defense & Disaster Control	575.00	Reserve For Uncollected Taxes	252,037.68	1984 Taxes Cancelled, Abated or Adjusted	150.00
Environmental Inspection & Control	11,440.00	CAPITAL OUTLAY TOTAL	286,863.65	Transfer to Tax Title Liens or Foreclosed	7,674.30
Other Public Safety				Balance Outstanding Dec. 31, 1984	81,460.59
PUBLIC WORKS				PRIOR YEARS TAXES OUTSTANDING	
Streets and Drainage	217,847.65	Public Enterprises	97,082.51	Balance January 1, 1984	112,720.41
Sewers and Sewage Processing		Recreation—Culture	153,627.14	Collected in 1984	98,348.95
Garbage and Trash Disposal		Public Works	19,000.00	Cancelled, Abated or Adjusted 1984	3,175.41
Public Buildings and Grounds	22,131.13	Buildings and Grounds	17,154.00	Transfers to Tax Title Liens or Foreclosed	
Other Public Works		Library and Education		Balance December 31, 1984	11,196.05
HEALTH and WELFARE		Conservation		TAX TITLE LIENS OUTSTANDING	
Health Services Except Environmental	500.00	All Other		Balance January 1, 1984	32,043.71
Welfare-Public Assistance	1,410.02	CAPITAL DEBT AUTHORIZED, DECEMBER 31, 1984		Transfer From Taxes	7,674.30
Hospitals, Clinics, First Aid		ISSUED AND UNISSUED		Redeemed in 1984	12,016.33
Animal, Insect, & Rodent Control		School	695,000	Cancelled, Abated or Adjusted (1984)	
Other Welfare Services		Self-liquidating	193,000	Transfers to Foreclosed Property	
RECREATION and CONSERVATION		Other	334,278	Balance December 31, 1984	27,701.68
Beaches and Boardwalks		Total	1,222,278	PROPERTY ACQUIRED BY DEED OR FORECLOSURE	
Parks, Playgrounds, Shade Trees	25,785.00	ISSUED AND OUTSTANDING		Balance January 1, 1984	2,105.00
Land Reclamation & Conservation	500.00	School	695,000.00	Transfers From Taxes or Liens	
Other Recreational Services		Self-liquidating	193,000.00	Sale for Cash (1984)	
EDUCATION (excluding schools)		Other	226,666.67	Cancelled, Abated or Adjusted (1984)	
Libraries		Total	1,114,666.67	Balance December 31, 1984	2,105.00
Other Educational Services		EQUALIZED VALUATION BASIS		CURRENT FINANCES DECEMBER 31, 1984	
STATUTORY EXPENDITURES		FOR NET DEBT COMPUTATION	120,224,174	ASSETS	
Pensions & F. I. C. A.	88,410.60	REAL PROPERTY VALUATIONS		Cash Dec. 31, 1984	1,565,162.70
Employee Fringe Benefits	42,000.00	Code Class # of Parcels % VAL'N		Taxes Receivable	92,656.64
Other Statutory Expenditures	4,700.00	1 Vacant Land 308 4.66	5,100,360.00	Tax Title Liens	27,701.68
CETA And Other Public Employment Programs		2 Residential 1367 68.92	75,387,923.00	Foreclosed Property	2,105.00
MUNICIPAL FUNCTIONS TOTAL	1,672,856.97	3 Farm 113 3.61	3,942,935.00	Emergencies & Other Deferred Charges	18,685.53
CAPITAL IMPROVEMENTS *MEMO*	50,000.00	4a Commercial 69 11.74	12,836,485.00	State and Federal Aid Receivable	
DEBT SERVICE		4b Industrial 12 5.87	6,419,340.00	Other Receivables	537,966.16
Principal Payments	113,333.33	4c Apartments 1 5.20	5,690,000.00	Total	2,244,277.71
Interest Payments	19,982.10	Total 1870	109,377,043.00	LIABILITIES, RESERVES, AND SURPLUS	
DEFERRED CHARGES	20,717.62	Land Area 6.90 Sq. Miles		Cash Liabilities	1,479,214.50
SCHOOL, COUNTY, SPECIAL DISTRICT TAXES	2,458,801.13	Net Valuation Taxable-Municipal	110,532,901	Reserves for Receivables	160,429.48
RESERVE FOR UNCOLLECTED TAXES	252,037.68	Net Valuation Taxable-County	123,931,969	Surplus Dec. 31, 1984	604,633.73
EXPENDITURES TOTAL	4,537,728.83	State Equalized Valuation	127,915,239	Total	2,244,277.71
		State Equalization Ratio	86.29		

▽

0505
Population 1980 17,105
Population 1984 18,816
S & P Rating
Moody Rating BAA1

General Tax Rate Per \$100.
1.69
State Equalized Tax Rate
1.82

LOWER TWP. - CAPE MAY CO.
Form of Government:
Council-Manager Plan D (OMCL) 50
Number of Members on Governing Body - 5

PER CAPITA:
Gross Debt 309.19
Net Debt 240.38
Debt Service 29.91
Total Tax Levy 567.46
Municipal Expenditures 271.61
PER CENT:
Gross Debt 1.13
Net Debt .88
Tax Levy Collected 90.75
Tax Levy Cancelled, Abated or Adjusted .83

EXPENDITURES		REVENUES-REALIZED		1984 PROPERTY TAX	
GENERAL GOVERNMENT				STATE EQUALIZED TAX RATE	
Governing Body & Public Boards		1984 Property Taxes Collected	9,667,384.33	Local District School Taxes .48	2,755,880.50
Municipal Clerk		1984 Payments in Lieu of Taxes	15,444.31	Regional & Consolidated School Tax .54	3,066,438.25
Financial Administration	116,500.00	Delinquent Tax & Lien Collections	810,959.81	School Taxes in Municipal Budget	
Assessment of Taxes	63,800.00	Business Personalty Replacement Taxes	149,040.44	County Taxes .38	2,147,212.95
Collection of Taxes	80,400.00	Taxes from Public Utilities	833,414.00	County Library Taxes .02	131,942.46
Planning, Housing & Development	61,337.21	Other Miscellaneous Tax Revenues		Local Municipal Purpose Taxes .39	2,219,200.00
Human Resources		State Aid Revenues	144,052.82	Veteran & Senior Citizen Taxes	485,400.00
Elections	18,545.36	Federal Aid Revenues		Total Taxes for Rate Computation 1.81	10,806,074.16
General Administration (other)	444,825.53	State and Local Fiscal Assistance Act Utilized	82,468.00	Special District Taxes	208,822.43
JUDICIARY		Sale of Acquired Property		Bank Corp. Taxes	24,265.12
Municipal Courts	59,800.00	Other Miscellaneous Revenues	639,948.15	Added and Omitted Taxes	123,479.89
PUBLIC SAFETY		Total	12,342,711.86	Total Taxes Levied - ABSTRACT	10,677,241.60
Fire Protection	10,500.00	Prior Years Surplus Appropriated	236,000.00	Total Taxes Billed	10,652,976.48
Police Protection	1,135,623.76	REVENUES TOTAL	12,578,711.86	1984 TAXES COLLECTED	9,667,384.33
Civil Defense & Disaster Control	6,250.00	Reserve For Uncollected Taxes	848,264.92	1984 Taxes Cancelled, Abated or Adjusted	88,746.35
Environmental Inspection & Control	132,741.49	CAPITAL OUTLAY TOTAL	792,853.29	Transfer to Tax Title Liens or Foreclosed	90,590.12
Other Public Safety				Balance Outstanding Dec. 31, 1984	806,255.68
PUBLIC WORKS				PRIOR YEARS TAXES OUTSTANDING	
Streets and Drainage	191,367.40	Public Enterprises		Balance January 1, 1984	779,375.42
Sewers and Sewage Processing		Recreation—Culture		Collected in 1984	721,145.61
Garbage and Trash Disposal	222,831.79	Public Works	770,646.30	Cancelled, Abated or Adjusted 1984	12,414.41
Public Buildings and Grounds	100,750.00	Buildings and Grounds	22,206.99	Transfers to Tax Title Liens or Foreclosed	35,507.67
Other Public Works	384,276.00	Library and Education		Balance December 31, 1984	10,307.73
HEALTH and WELFARE		Conservation		TAX TITLE LIENS OUTSTANDING	
Health Services Except Environmental	7,491.60	All Other		Balance January 1, 1984	112,513.41
Welfare-Public Assistance	6,450.00	CAPITAL DEBT AUTHORIZED, DECEMBER 31, 1984		Transfer From Taxes	131,776.41
Hospitals, Clinics, First Aid		ISSUED AND UNISSUED		Redeemed in 1984	89,814.20
Animal, Insect, & Rodent Control	20,800.00	School	1,294,727	Cancelled, Abated or Adjusted (1984)	
Other Welfare Services	100.00	Self-liquidating		Transfers to Foreclosed Property	
RECREATION and CONSERVATION		Other	4,523,000	Balance December 31, 1984	154,475.62
Beaches and Boardwalks		Total	5,817,727	PROPERTY ACQUIRED BY DEED OR FORECLOSURE	
Parks, Playgrounds, Shade Trees	110,374.14	ISSUED AND OUTSTANDING		Balance January 1, 1984	84,300.00
Land Reclamation & Conservation		School	1,294,727.64	Transfers From Taxes or Liens	
Other Recreational Services		Self-Liquidating		Sale for Cash (1984)	
EDUCATION (excluding schools)		Other	4,518,500.00	Cancelled, Abated or Adjusted (1984)	
Libraries		Total	5,813,227.64	Balance December 31, 1984	84,300.00
Other Educational Services		EQUALIZED VALUATION BASIS		CURRENT FINANCES DECEMBER 31, 1984	
STATUTORY EXPENDITURES		FOR NET DEBT COMPUTATION	514,102,634	ASSETS	
Pensions & F. I. C. A.	249,983.08	REAL PROPERTY VALUATIONS		Cash Dec. 31, 1984	940,225.73
Employee Fringe Benefits	131,800.00	Code Class # of Parcels % VAL'N		Taxes Receivable	816,563.41
Other Statutory Expenditures	2,180.00	1 Vacant Land 2268 8.87	53,496,200.00	Tax Title Liens	154,475.62
CETA And Other Public Employment Programs		2 Residential 9647 74.92	451,847,300.00	Foreclosed Property	84,300.00
MUNICIPAL FUNCTIONS TOTAL	3,558,727.36	3 Farm 2.05 .94	5,664,400.00	Emergencies & Other Deferred Charges	160,000.00
CAPITAL IMPROVEMENTS *MEMO*	50,140.30	4a Commercial 374 12.59	75,916,950.00	State and Federal Aid Receivable	28,836.28
DEBT SERVICE		4b Industrial 13 1.71	10,339,700.00	Other Receivables	20,054.98
Principal Payments	215,000.00	4c Apartments 3 .97	5,831,800.00	Total	2,204,456.02
Interest Payments	347,843.50	Total 12510	603,096,350.00	LIABILITIES, RESERVES, AND SURPLUS	
DEFERRED CHARGES	140,802.54	Land Area 29.81 Sq. Miles		Cash Liabilities	780,041.69
SCHOOL, COUNTY, SPECIAL DISTRICT TAXES	8,310,296.59	Net Valuation Taxable-Municipal	612,385,429	Reserves for Receivables	1,075,394.01
RESERVE FOR UNCOLLECTED TAXES	843,264.92	Net Valuation Taxable-County	527,964,635	Surplus Dec. 31, 1984	349,020.32
EXPENDITURES TOTAL	13,420,934.91	State Equalized Valuation	569,319,119	Total	2,204,456.02
		State Equalization Ratio	107.69		

1704
Population 1980 1,547
Population 1984 1,601
S & P Rating
Moody Rating

General Tax Rate Per \$100. 1.53
State Equalized Tax Rate .76

LOWER ALLOWAYS CREEK – SALEM CO.
Form of Government:
Township Committee
Number of Members on Governing Body – 3

PER CAPITA:
Gross Debt
Net Debt
Debt Service
Total Tax Levy 365.06
Municipal Expenditures 4,998.60

PER CENT:
Gross Debt
Net Debt
Tax Levy Collected 94.04
Tax Levy Cancelled, Abated or Adjusted .19

EXPENDITURES		REVENUES-REALIZED		1984 PROPERTY TAX	
GENERAL GOVERNMENT				STATE EQUALIZED TAX RATE →	
Governing Body & Public Boards		1984 Property Taxes Collected	545,599.39	Local District School Taxes	
Municipal Clerk		1984 Payments in Lieu of Taxes		Regional & Consolidated School Tax	
Financial Administration	61,100.00	Delinquent Tax & Lien Collections	31,326.74	School Taxes in Municipal Budget	
Assessment of Taxes	11,729.00	Business Personality Replacement Taxes	14,890.64	County Taxes	.76 574,043.69
Collection of Taxes	13,900.00	Taxes from Public Utilities	6,651,856.00	County Library Taxes	
Planning, Housing & Development	13,502.00	Other Miscellaneous Tax Revenues		Local Municipal Purpose Taxes	
Human Resources		State Aid Revenues		Veteran & Senior Citizen Taxes	20,100.00
Elections		Federal Aid Revenues		Total Taxes for Rate Computation	.76 594,143.69
General Administration (other)	2,953,804.53	State and Local Fiscal Assistance Act Utilized	21,711.72	Special District Taxes	
JUDICIARY		Sale of Acquired Property		Bank Corp. Taxes	10,053.73
Municipal Courts	40,950.00	Other Miscellaneous Revenues		Added and Omitted Taxes	365.17
PUBLIC SAFETY		Total	10,953,623.43	Total Taxes Levied - ABSTRACT	584,462.59
Fire Protection	61,000.00	Prior Years Surplus Appropriated	550,000.00	Total Taxes Billed	580,171.60
Police Protection	730,750.00	REVENUES TOTAL	11,503,623.43	1984 TAXES COLLECTED	545,599.39
Civil Defense & Disaster Control	11,470.00	Reserve For Uncollected Taxes	46,535.24	1984 Taxes Cancelled, Abated or Adjusted	1,075.74
Environmental Inspection & Control	100,485.00	CAPITAL OUTLAY TOTAL	1,047,641.71	Transfer to Tax Title Liens or Foreclosed	
Other Public Safety		Public Enterprises		Balance Outstanding Dec. 31, 1984	33,496.47
PUBLIC WORKS		Recreation—Culture		PRIOR YEARS TAXES OUTSTANDING	
Streets and Drainage	698,450.00	Public Works	1,043,142.16	Balance January 1, 1984	31,327.46
Sewers and Sewage Processing	16,550.00	Buildings and Grounds	4,499.55	Collected in 1984	31,326.74
Garbage and Trash Disposal	77,900.00	Library and Education		Cancelled, Abated or Adjusted 1984	
Public Buildings and Grounds	411,100.00	Conservation		Transfers to Tax Title Liens or Foreclosed	
Other Public Works	113,100.00	All Other		Balance December 31, 1984	.72
HEALTH and WELFARE		CAPITAL DEBT AUTHORIZED, DECEMBER 31, 1984		TAX TITLE LIENS OUTSTANDING	
Health Services Except Environmental	24,876.00	ISSUED AND UNISSUED		Balance January 1, 1984	
Welfare-Public Assistance	7,797.00	School		Transfer From Taxes	
Hospitals, Clinics, First Aid	1,000.00	Self-liquidating		Redeemed in 1984	
Animal, Insect, & Rodent Control	121,582.00	Other		Cancelled, Abated or Adjusted (1984)	
Other Welfare Services		Total		Transfers to Foreclosed Property	
RECREATION and CONSERVATION		ISSUED AND OUTSTANDING		Balance December 31, 1984	
Beaches and Boardwalks		School		PROPERTY ACQUIRED BY DEED OR	
Parks, Playgrounds, Shade Trees	88,000.00	Self-Liquidating		FORECLOSURE	
Land Reclamation & Conservation		Other		Balance January 1, 1984	2,550.00
Other Recreational Services	417,576.00	Total		Transfers From Taxes or Liens	
EDUCATION (excluding schools)		EQUALIZED VALUATION BASIS		Sale for Cash (1984)	
Libraries		FOR NET DEBT COMPUTATION	66,063,106	Cancelled, Abated or Adjusted (1984)	
Other Educational Services	1,508,273.00	REAL PROPERTY VALUATIONS		Balance December 31, 1984	2,550.00
STATUTORY EXPENDITURES		Code Class # of Parcels % VAL'N		CURRENT FINANCES DECEMBER 31, 1984	
Pensions & F. I. C. A.	230,000.00	1 Vacant Land 237 2.23	828,400.00	ASSETS	
Employee Fringe Benefits	161,200.00	2 Residential 369 20.27	7,527,450.00	Cash Dec. 31, 1984	2,493,441.61
Other Statutory Expenditures	11,000.00	3 Farm 535 18.44	6,850,840.00	Taxes Receivable	33,497.19
CETA And Other Public Employment Programs		4a Commercial 12 .74	275,425.00	Tax Title Liens	
MUNICIPAL FUNCTIONS TOTAL	7,887,094.53	4b Industrial 1 58.32	21,660,500.00	Foreclosed Property	2,550.00
CAPITAL IMPROVEMENTS *MEMO*	2,121,850.00	4c Apartments		Emergencies & Other Deferred Charges	62,000.00
DEBT SERVICE		Total 1154	37,142,615.00	State and Federal Aid Receivable	
Principal Payments		Land Area 47.70 Sq. Miles		Other Receivables	33,982.81
Interest Payments		Net Valuation Taxable-Municipal	37,761,293	Total	2,625,471.61
DEFERRED CHARGES	69,121.87	Net Valuation Taxable-County	71,041,641	LIABILITIES, RESERVES, AND SURPLUS	
SCHOOL, COUNTY, SPECIAL DISTRICT TAXES	574,043.69	State Equalized Valuation	75,247,199	Cash Liabilities	1,239,961.99
RESERVE FOR UNCOLLECTED TAXES	46,535.24	State Equalization Ratio	49.77	Reserves for Receivables	70,030.00
EXPENDITURES TOTAL	8,576,795.33			Surplus Dec. 31, 1984	1,315,479.62
				Total	2,625,471.61

0317

Population 1980 5,236
 Population 1984 5,253
 S & P Rating
 Moody Rating

General Tax Rate Per \$100.

3.06

State Equalized Tax Rate

2.43

LUMBERTON TOWNSHIP – BURLINGTON CO.**Form of Government:****Township Committee****Number of Members on Governing Body – 3**

PER CAPITA:

Gross Debt 169.87
 Net Debt 26.19
 Debt Service 4.04
 Total Tax Levy 503.02
 Municipal Expenditures 373.48

PER CENT:

Gross Debt .84
 Net Debt .13
 Tax Levy Collected 94.18
 Tax Levy Cancelled, Abated or Adjusted .10

EXPENDITURES		REVENUES-REALIZED		1984 PROPERTY TAX	
GENERAL GOVERNMENT				STATE EQUALIZED TAX RATE →	
Governing Body & Public Boards		1984 Property Taxes Collected	2,484,371.16	Local District School Taxes .94	1,009,637.00
Municipal Clerk		1984 Payments in Lieu of Taxes		Regional & Consolidated School Tax .76	818,588.36
Financial Administration	29,000.00	Delinquent Tax & Lien Collections	172,754.61	School Taxes in Municipal Budget	
Assessment of Taxes	28,134.50	Business Personalty Replacement Taxes	90,982.00	County Taxes .62	672,871.01
Collection of Taxes	10,800.00	Taxes from Public Utilities	895,252.00	County Library Taxes .03	37,514.65
Planning, Housing & Development	21,600.00	Other Miscellaneous Tax Revenues		Local Municipal Purpose Taxes .07	77,000.00
Human Resources		State Aid Revenues	31,381.29	Veteran & Senior Citizen Taxes	37,700.00
Elections		Federal Aid Revenues		Total Taxes for Rate Computation 2.42	2,653,311.02
General Administration (other)	312,325.00	State and Local Fiscal Assistance Act Utilized	31,059.00	Special District Taxes	
JUDICIARY		Sale of Acquired Property		Bank Corp. Taxes	5,009.00
Municipal Courts	51,400.00	Other Miscellaneous Revenues	310,093.34	Added and Omitted Taxes	21,734.63
PUBLIC SAFETY		Total	4,015,893.40	Total Taxes Levied - ABSTRACT	2,642,354.65
Fire Protection	58,000.00	Prior Years Surplus Appropriated	730,000.00	Total Taxes Billed	2,637,905.09
Police Protection	493,949.82	REVENUES TOTAL	4,745,893.40	1984 TAXES COLLECTED	2,484,371.16
Civil Defense & Disaster Control	3,000.00	Reserve For Uncollected Taxes	270,650.00	1984 Taxes Cancelled, Abated or Adjusted	2,570.10
Environmental Inspection & Control	26,390.68	CAPITAL OUTLAY TOTAL	48,511.00	Transfer to Tax Title Liens or Foreclosed	30,743.36
Other Public Safety				Balance Outstanding Dec. 31, 1984	120,220.47
PUBLIC WORKS				PRIOR YEARS TAXES OUTSTANDING	
Streets and Drainage	202,500.00	Public Enterprises		Balance January 1, 1984	178,675.41
Sewers and Sewage Processing	500.00	Recreation—Culture		Collected in 1984	146,135.80
Garbage and Trash Disposal	161,350.00	Public Works	28,800.00	Cancelled, Abated or Adjusted 1984	
Public Buildings and Grounds	88,600.00	Buildings and Grounds	19,711.00	Transfers to Tax Title Liens or Foreclosed	31,507.88
Other Public Works		Library and Education		Balance December 31, 1984	1,031.73
HEALTH and WELFARE		Conservation		TAX TITLE LIENS OUTSTANDING	
Health Services Except Environmental	1,100.00	All Other		Balance January 1, 1984	25,261.52
Welfare-Public Assistance	8,300.00	CAPITAL DEBT AUTHORIZED, DECEMBER 31, 1984		Transfer From Taxes	69,066.06
Hospitals, Clinics, First Aid		ISSUED AND UNISSUED GROSS DEBT		Redeemed in 1984	26,618.81
Animal, Insect, & Rodent Control	300.00	School 753,157		Cancelled, Abated or Adjusted (1984)	
Other Welfare Services		Self-liquidating		Transfers to Foreclosed Property	3,039.36
RECREATION and CONSERVATION		Other 139,150	137,591	Balance December 31, 1984	64,669.41
Beaches and Boardwalks		Total 892,307	137,591	PROPERTY ACQUIRED BY DEED OR FORECLOSURE	
Parks, Playgrounds, Shade Trees	25,500.00	ISSUED AND OUTSTANDING		Balance January 1, 1984	27,660.64
Land Reclamation & Conservation		School		Transfers From Taxes or Liens	3,039.36
Other Recreational Services	1,500.00	Self-Liquidating		Sale for Cash (1984)	
EDUCATION (excluding schools)		Other 112,750.00	112,750.00	Cancelled, Abated or Adjusted (1984)	
Libraries		Total	112,750.00	Balance December 31, 1984	30,700.00
Other Educational Services		EQUALIZED VALUATION BASIS		CURRENT FINANCES DECEMBER 31, 1984	
STATUTORY EXPENDITURES		FOR NET DEBT COMPUTATION	106,301,664	ASSETS	
Pensions & F. I. C. A.	127,000.00	REAL PROPERTY VALUATIONS		Cash Dec. 31, 1984	1,655,196.09
Employee Fringe Benefits		Code Class # of Parcels % VAL'N		Taxes Receivable	121,252.20
Other Statutory Expenditures		1 Vacant Land 72 1.21	1,028,550.00	Tax Title Liens	64,669.41
CETA And Other Public Employment Programs		2 Residential 1043 49.78	42,143,300.00	Foreclosed Property	30,700.00
MUNICIPAL FUNCTIONS TOTAL	1,651,250.00	3 Farm 228 7.63	6,463,325.00	Emergencies & Other Deferred Charges	
CAPITAL IMPROVEMENTS *MEMO*		4a Commercial 115 29.62	25,078,500.00	State and Federal Aid Receivable	999.93
DEBT SERVICE		4b Industrial 6 2.44	2,067,300.00	Other Receivables	33,812.67
Principal Payments	17,000.00	4c Apartments 6 9.31	7,885,400.00	Total	1,906,630.30
Interest Payments	4,199.34	Total 1470	84,666,375.00	LIABILITIES, RESERVES, AND SURPLUS	
DEFERRED CHARGES	18,800.00	Land Area 13.34 Sq. Miles		Cash Liabilities	871,387.32
SCHOOL, COUNTY, SPECIAL DISTRICT TAXES	2,538,611.02	Net Valuation Taxable-Municipal	85,607,672	Reserves for Receivables	250,434.28
RESERVE FOR UNCOLLECTED TAXES	270,650.00	Net Valuation Taxable-County	112,248,628	Surplus Dec. 31, 1984	784,808.70
EXPENDITURES TOTAL	4,500,510.36	State Equalized Valuation	107,735,570	Total	1,906,630.30
		State Equalization Ratio	79.28		

0232
Population 1980 20,326
Population 1984 20,266
S & P Rating
Moody Rating

General Tax Rate Per \$100.
2.32
State Equalized Tax Rate
1.92

LYNDHURST TOWNSHIP — BERGEN CO.
Form of Government:
Commission (1911)
Number of Members on Governing Body — 5

PER CAPITA:
Gross Debt 265.21
Net Debt 79.34
Debt Service 1.32
Total Tax Levy 665.41
Municipal Expenditures 350.63
PER CENT:
Gross Debt .81
Net Debt .24
Tax Levy Collected 97.37
Tax Levy Cancelled, Abated or Adjusted .69

EXPENDITURES		REVENUES-REALIZED		1984 PROPERTY TAX	
GENERAL GOVERNMENT				STATE EQUALIZED TAX RATE	
Governing Body & Public Boards		1984 Property Taxes Collected	13,149,186.62	Local District School Taxes .95	6,654,506.00
Municipal Clerk	55,913.00	1984 Payments in Lieu of Taxes		Regional & Consolidated School Tax	
Financial Administration	10,200.00	Delinquent Tax & Lien Collections	382,521.94	School Taxes in Municipal Budget	
Assessment of Taxes	335,910.07	Business Personalty Replacement Taxes	471,525.04	County Taxes .36	2,516,124.43
Collection of Taxes	114,860.00	Taxes from Public Utilities	385,989.00	County Library Taxes	
Planning, Housing & Development	9,366.01	Other Miscellaneous Tax Revenues		Local Municipal Purpose Taxes .60	4,236,197.44
Human Resources		State Aid Revenues	205,297.69	Veteran & Senior Citizen Taxes	278,600.00
Elections	5,608.78	Federal Aid Revenues		Total Taxes for Rate Computation 1.91	13,685,427.87
General Administration (other)	392,819.74	State and Local Fiscal Assistance Act Utilized	252,284.00	Special District Taxes	
JUDICIARY		Sale of Acquired Property		Bank Corp. Taxes	35,501.84
Municipal Courts	76,565.00	Other Miscellaneous Revenues	809,813.56	Added and Omitted Taxes	42,926.58
PUBLIC SAFETY		Total	16,156,617.85	Total Taxes Levied - ABSTRACT	13,485,256.29
Fire Protection	64,915.00	Prior Years Surplus Appropriated	600,000.00	Total Taxes Billed	13,504,744.38
Police Protection	1,791,955.66	REVENUES TOTAL	16,756,617.85	1984 TAXES COLLECTED	13,149,186.62
Civil Defense & Disaster Control	11,200.00	Reserve For Uncollected Taxes	775,956.88	1984 Taxes Cancelled, Abated or Adjusted	93,846.32
Environmental Inspection & Control	89,575.00			Transfer to Tax Title Liens or Foreclosed	30,351.36
Other Public Safety				Balance Outstanding Dec. 31, 1984	231,360.08
PUBLIC WORKS		CAPITAL OUTLAY TOTAL	541,122.03	PRIOR YEARS TAXES OUTSTANDING	
Streets and Drainage	371,270.00	Public Enterprises	327,010.91	Balance January 1, 1984	566,765.45
Sewers and Sewage Processing	608,671.00	Recreation—Culture	3,979.80	Collected in 1984	341,233.18
Garbage and Trash Disposal	574,990.00	Public Works	157,009.91	Cancelled, Abated or Adjusted 1984	43,465.48
Public Buildings and Grounds	4,700.00	Buildings and Grounds	52,621.41	Transfers to Tax Title Liens or Foreclosed	
Other Public Works	9,000.00	Library and Education	500.00	Balance December 31, 1984	182,066.79
HEALTH and WELFARE		Conservation		TAX TITLE LIENS OUTSTANDING	
Health Services Except Environmental	128,810.00	All Other		Balance January 1, 1984	104,364.56
Welfare-Public Assistance	26,315.00			Transfer From Taxes	30,351.36
Hospitals, Clinics, First Aid				Redeemed in 1984	41,288.76
Animal, Insect, & Rodent Control				Cancelled, Abated or Adjusted (1984)	
Other Welfare Services				Transfers to Foreclosed Property	
RECREATION and CONSERVATION				Balance December 31, 1984	93,427.16
Beaches and Boardwalks				PROPERTY ACQUIRED BY DEED OR	
Parks, Playgrounds, Shade Trees				FORECLOSURE	
Land Reclamation & Conservation				Balance January 1, 1984	7,549,200.00
Other Recreational Services	38,100.00			Transfers From Taxes or Liens	
EDUCATION (excluding schools)				Sale for Cash (1984)	
Libraries	193,100.00			Cancelled, Abated or Adjusted (1984)	
Other Educational Services				Balance December 31, 1984	7,549,200.00
STATUTORY EXPENDITURES				CURRENT FINANCES DECEMBER 31, 1984	
Pensions & F. I. C. A.	465,765.88			ASSETS	
Employee Fringe Benefits	213,500.00			Cash Dec. 31, 1984	1,319,782.54
Other Statutory Expenditures	12,000.00			Taxes Receivable	413,426.87
CETA And Other Public Employment Programs				Tax Title Liens	93,427.16
MUNICIPAL FUNCTIONS				Foreclosed Property	7,549,200.00
CAPITAL IMPROVEMENTS *MEMO*				Emergencies & Other Deferred Charges	91,961.95
DEBT SERVICE				State and Federal Aid Receivable	27,191.14
Principal Payments				Other Receivables	
Interest Payments	26,826.90			Total	9,494,989.66
DEFERRED CHARGES				LIABILITIES, RESERVES, AND SURPLUS	
SCHOOL, COUNTY, SPECIAL DISTRICT TAXES	344,372.32			Cash Liabilities	374,468.68
RESERVE FOR UNCOLLECTED TAXES	9,170,630.43			Reserves for Receivables	8,056,054.03
EXPENDITURES TOTAL	16,276,596.67			Surplus Dec. 31, 1984	1,064,466.95
				Total	9,494,989.66

1417
Population 1980 15,357
Population 1984 15,394
S & P Rating
Moody Rating AA

General Tax Rate Per \$100. 7.79
State Equalized Tax Rate 2.05

MADISON BOROUGH – MORRIS COUNTY
Form of Government:
Borough Council
Number of Members on Governing Body – 6

PER CAPITA:
Gross Debt 712.30
Net Debt 503.90
Debt Service 47.42
Total Tax Levy 917.36
Municipal Expenditures 475.14
PER CENT:
Gross Debt 1.90
Net Debt 1.35
Tax Levy Collected 98.40
Tax Levy Cancelled, Abated or Adjusted .52

EXPENDITURES		REVENUES-REALIZED		1984 PROPERTY TAX	
GENERAL GOVERNMENT				STATE EQUALIZED TAX RATE 1.13	
Governing Body & Public Boards		1984 Property Taxes Collected	13,871,686.87	Local District School Taxes	7,680,222.00
Municipal Clerk		1984 Payments in Lieu of Taxes		Regional & Consolidated School Tax	
Financial Administration	72,608.00	Delinquent Tax & Lien Collections	208,735.80	School Taxes in Municipal Budget	
Assessment of Taxes	27,827.00	Business Personalty Replacement Taxes	169,544.00	County Taxes	2,297,552.53
Collection of Taxes	50,946.00	Taxes from Public Utilities	538,841.00	County Library Taxes	
Planning, Housing & Development	37,565.00	Other Miscellaneous Tax Revenues		Local Municipal Purpose Taxes	3,928,327.28
Human Resources	9,250.00	State Aid Revenues	405,282.20	Veteran & Senior Citizen Taxes	107,000.00
Elections	4,620.00	Federal Aid Revenues		Total Taxes for Rate Computation	14,013,101.81
General Administration (other)	461,933.03	State and Local Fiscal Assistance Act Utilized	103,397.51	Special District Taxes	
JUDICIARY		Sale of Acquired Property		Bank Corp. Taxes	28,068.68
Municipal Courts	134,938.00	Other Miscellaneous Revenues	1,927,018.38	Added and Omitted Taxes	187,627.76
PUBLIC SAFETY		Total	17,224,505.76	Total Taxes Levied - ABSTRACT	14,121,798.25
Fire Protection	373,691.00	Prior Years Surplus Appropriated	291,140.00	Total Taxes Billed	14,097,480.41
Police Protection	1,343,004.09	REVENUES TOTAL	17,515,645.76	1984 TAXES COLLECTED	13,871,686.87
Civil Defense & Disaster Control	1,400.00	Reserve For Uncollected Taxes	422,123.93	1984 Taxes Cancelled, Abated or Adjusted	72,972.09
Environmental Inspection & Control	62,589.88			Transfer to Tax Title Liens or Foreclosed	3,365.28
Other Public Safety				Balance Outstanding Dec. 31, 1984	149,456.17
PUBLIC WORKS		CAPITAL OUTLAY TOTAL	752,466.56	PRIOR YEARS TAXES OUTSTANDING	
Streets and Drainage	110,000.00	Public Enterprises	126,123.32	Balance January 1, 1984	217,447.63
Sewers and Sewage Processing	300,536.26	Recreation—Culture	131,056.21	Collected in 1984	208,735.80
Garbage and Trash Disposal	525,000.00	Public Works	470,794.51	Cancelled, Abated or Adjusted 1984	552.07
Public Buildings and Grounds	157,057.00	Buildings and Grounds	22,537.52	Transfers to Tax Title Liens or Foreclosed	
Other Public Works	737,628.00	Library and Education	1,955.00	Balance December 31, 1984	8,159.76
HEALTH and WELFARE		Conservation		TAX TITLE LIENS OUTSTANDING	
Health Services Except Environmental	479,672.92	All Other		Balance January 1, 1984	9,667.96
Welfare-Public Assistance	16,040.00			Transfer From Taxes	3,365.28
Hospitals, Clinics, First Aid		CAPITAL DEBT AUTHORIZED, DECEMBER 31, 1984		Redeemed in 1984	
Animal, Insect, & Rodent Control		ISSUED AND UNISSUED GROSS DEBT NET DEBT		Cancelled, Abated or Adjusted (1984)	
Other Welfare Services		School 1,067,000		Transfers to Foreclosed Property	
RECREATION and CONSERVATION		Self-liquidating 2,141,102		Balance December 31, 1984	13,033.24
Beaches and Boardwalks		Other 7,757,093	7,757,093	PROPERTY ACQUIRED BY DEED OR FORECLOSURE	
Parks, Playgrounds, Shade Trees	18,000.00	Total 10,965,196	7,757,093	Balance January 1, 1984	68,650.00
Land Reclamation & Conservation	450.00			Transfers From Taxes or Liens	
Other Recreational Services	75,951.00	ISSUED AND OUTSTANDING		Sale for Cash (1984)	
EDUCATION (excluding schools)		School 1,067,000.00	1,067,000.00	Cancelled, Abated or Adjusted (1984)	
Libraries	431,007.00	Self-Liquidating 1,785,700.00	1,785,700.00	Balance December 31, 1984	68,650.00
Other Educational Services	14,200.00	Other 5,039,075.00	5,039,075.00	CURRENT FINANCES DECEMBER 31, 1984	
STATUTORY EXPENDITURES		Total 7,891,775.00	7,891,775.00	ASSETS	
Pensions & F. I. C. A.	501,861.26	EQUALIZED VALUATION BASIS FOR NET DEBT COMPUTATION	576,537,133	Cash Dec. 31, 1984	2,440,547.20
Employee Fringe Benefits	153,380.00	REAL PROPERTY VALUATIONS		Taxes Receivable	157,615.93
Other Statutory Expenditures		Code Class # of Parcels % VAL'N	ASSESSED VALUATION	Tax Title Liens	13,033.24
CETA And Other Public Employment Programs		1 Vacant Land 323 4.20	7,067,054.00	Foreclosed Property	68,650.00
MUNICIPAL FUNCTIONS TOTAL	6,101,155.44	2 Residential 3820 73.90	124,343,510.00	Emergencies & Other Deferred Charges	119,600.00
CAPITAL IMPROVEMENTS *MEMC*	80,000.00	3 Farm 1 .01	10,800.00	State and Federal Aid Receivable	
DEBT SERVICE		4a Commercial 169 18.56	31,231,491.00	Other Receivables	44,972.56
Principal Payments	386,500.00	4b Industrial 3 .09	148,100.00	Total	2,844,418.93
Interest Payments	343,445.65	4c Apartments 18 3.25	5,462,400.00	LIABILITIES, RESERVES, AND SURPLUS	
		Total 4334	168,263,355.00	Cash Liabilities	1,615,367.61
DEFERRED CHARGES	61,033.46	Land Area 4.20 Sq. Miles		Reserves for Receivables	284,271.73
SCHOOL, COUNTY, SPECIAL DISTRICT TAXES	9,977,774.53	Net Valuation Taxable-Municipal	178,560,366	Surplus Dec. 31, 1984	944,779.59
RESERVE FOR UNCOLLECTED TAXES	422,123.93	Net Valuation Taxable-County	640,177,805	Total	2,844,418.93
EXPENDITURES TOTAL	17,292,033.01	State Equalized Valuation	650,660,898		
		State Equalization Ratio	26.28		

0423
Population 1980 4,881
Population 1984 4,874
S & P Rating
Moody Rating

General Tax Rate Per \$100. 4.76
State Equalized Tax Rate 3.24

MAGNOLIA BOROUGH – CAMDEN COUNTY
Form of Government:
Borough Council
Number of Members on Governing Body – 6

PER CAPITA:
Gross Debt 295.82
Net Debt 202.12
Debt Service 35.43
Total Tax Levy 518.68
Municipal Expenditures 235.85

PER CENT:
Gross Debt 1.96
Net Debt 1.34
Tax Levy Collected 95.46
Tax Levy Cancelled, Abated or Adjusted

EXPENDITURES		REVENUES-REALIZED		1984 PROPERTY TAX	
GENERAL GOVERNMENT				STATE EQUALIZED TAX RATE	
Governing Body & Public Boards	7,250.00	1984 Property Taxes Collected	2,412,523.07	Local District School Taxes .93	720,285.00
Municipal Clerk	15,525.00	1984 Payments in Lieu of Taxes		Regional & Consolidated School Tax .57	446,674.02
Financial Administration	25,972.00	Delinquent Tax & Lien Collections	77,145.43	School Taxes in Municipal Budget	
Assessment of Taxes	6,885.00	Business Personalty Replacement Taxes	34,775.56	County Taxes	1.15 891,718.00
Collection of Taxes	28,782.00	Taxes from Public Utilities	310,376.00	County Library Taxes .03	20,384.00
Planning, Housing & Development	3,120.00	Other Miscellaneous Tax Revenues		Local Municipal Purpose Taxes .56	438,000.00
Human Resources		State Aid Revenues	89,944.62	Veteran & Senior Citizen Taxes	64,900.00
Elections	3,405.00	Federal Aid Revenues		Total Taxes for Rate Computation 3.24	2,581,961.02
General Administration (other)	70,924.00	State and Local Fiscal Assistance Act Utilized	21,126.00	Special District Taxes	
JUDICIARY		Sale of Acquired Property		Bank Corp. Taxes	2,251.55
Municipal Courts	13,327.00	Other Miscellaneous Revenues	120,759.06	Added and Omitted Taxes	8,728.46
PUBLIC SAFETY		Total	3,066,649.74	Total Taxes Levied - ABSTRACT	2,528,041.03
Fire Protection	42,693.00	Prior Years Surplus Appropriated	200,000.00	Total Taxes Billed	2,527,288.35
Police Protection	219,991.00	REVENUES TOTAL	3,266,649.74	1984 TAXES COLLECTED	2,412,523.07
Civil Defense & Disaster Control	125.00	Reserve For Uncollected Taxes	123,086.55	1984 Taxes Cancelled, Abated or Adjusted	
Environmental Inspection & Control	7,950.00			Transfer to Tax Title Liens or Foreclosed	20,385.43
Other Public Safety		CAPITAL OUTLAY	TOTAL 10,895.93	Balance Outstanding Dec. 31, 1984	94,379.85
PUBLIC WORKS				PRIOR YEARS TAXES OUTSTANDING	
Streets and Drainage	156,325.00	Public Enterprises		Balance January 1, 1984	74,567.32
Sewers and Sewage Processing		Recreation—Culture		Collected in 1984	71,707.49
Garbage and Trash Disposal	101,320.00	Public Works	5,778.06	Cancelled, Abated or Adjusted 1984	200.00
Public Buildings and Grounds	26,940.00	Buildings and Grounds	5,117.87	Transfers to Tax Title Liens or Foreclosed	250.00
Other Public Works		Library and Education		Balance December 31, 1984	2,409.83
HEALTH and WELFARE		Conservation		TAX TITLE LIENS OUTSTANDING	
Health Services Except Environmental	3,744.92	All Other		Balance January 1, 1984	62,339.52
Welfare-Public Assistance	8,920.08			Transfer From Taxes	20,635.43
Hospitals, Clinics, First Aid		CAPITAL DEBT AUTHORIZED, DECEMBER 31, 1984		Redeemed in 1984	5,437.94
Animal, Insect, & Rodent Control	2,340.00	ISSUED AND UNISSUED	GROSS DEBT	Cancelled, Abated or Adjusted (1984)	
Other Welfare Services		School	454,458	Transfers to Foreclosed Property	
RECREATION and CONSERVATION		Self-liquidating		Balance December 31, 1984	77,537.01
Beaches and Boardwalks		Other	987,352	PROPERTY ACQUIRED BY DEED OR FORECLOSURE	
Parks, Playgrounds, Shade Trees	8,450.00	Total	1,441,811	Balance January 1, 1984	26,125.00
Land Reclamation & Conservation				Transfers From Taxes or Liens	
Other Recreational Services		ISSUED AND OUTSTANDING		Sale for Cash (1984)	5,000.00
EDUCATION (excluding schools)		School	372,730.36	Cancelled, Abated or Adjusted (1984)	
Libraries	300.00	Self-Liquidating		Balance December 31, 1984	21,125.00
Other Educational Services		Other	845,802.39	CURRENT FINANCES DECEMBER 31, 1984	
STATUTORY EXPENDITURES		Total	1,218,532.75	ASSETS	
Pensions & F. I. C. A.	50,000.00	EQUALIZED VALUATION BASIS		Cash Dec. 31, 1984	814,406.30
Employee Fringe Benefits	35,288.00	FOR NET DEBT COMPUTATION	73,591,769	Taxes Receivable	96,789.68
Other Statutory Expenditures	6,200.00	REAL PROPERTY VALUATIONS		Tax Title Liens	77,537.01
CETA And Other Public Employment Programs		Code Class # of Parcels % VAL'N	ASSESSED VALUATION	Foreclosed Property	21,125.00
MUNICIPAL FUNCTIONS		1 Vacant Land 245 3.27	1,716,998.00	Emergencies & Other Deferred Charges	
CAPITAL IMPROVEMENTS	*MEMO*	2 Residential 1384 76.86	40,373,950.00	State and Federal Aid Receivable	
DEBT SERVICE		3 Farm		Other Receivables	2,892.21
Principal Payments	113,665.04	4a Commercial 75 8.98	4,716,500.00	Total	1,012,750.20
Interest Payments	59,031.66	4b Industrial 5 7.13	3,746,382.00	LIABILITIES, RESERVES, AND SURPLUS	
		4c Apartments 4 3.76	1,977,500.00	Cash Liabilities	459,161.70
		Total 1713	52,531,330.00	Reserves for Receivables	198,343.90
DEFERRED CHARGES	7,491.41	Land Area .98 Sq. Miles		Surplus Dec. 31, 1984	355,244.60
SCHOOL, COUNTY, SPECIAL DISTRICT TAXES	2,079,061.02	Net Valuation Taxable-Municipal	52,922,024	Total	1,012,750.20
RESERVE FOR UNCOLLECTED TAXES	123,086.55	Net Valuation Taxable-County	75,341,834		
EXPENDITURES		State Equalized Valuation	77,585,889		
TOTAL	3,228,612.68	State Equalization Ratio	68.05		

0233

Population 1980 **12,127**
 Population 1984 **13,304**
 S & P Rating
 Moody Rating **AAA**

General Tax Rate Per \$100.

State Equalized Tax Rate

1.97

1.97

MAHWAH TOWNSHIP – BERGEN COUNTY**Form of Government:****Mayor-Council Plan B (OMCL 50)****Number of Members on Governing Body – 5****PER CAPITA:**

Gross Debt **1,827.15**
 Net Debt **237.21**
 Debt Service **94.26**
 Total Tax Levy **1,120.70**
 Municipal Expenditures **539.92**

PER CENT:

Gross Debt **3.74**
 Net Debt **.49**
 Tax Levy Collected **94.82**
 Tax Levy Cancelled, Abated or Adjusted **.11**

EXPENDITURES		REVENUES-REALIZED		1984 PROPERTY TAX	
GENERAL GOVERNMENT				STATE EQUALIZED TAX RATE → 1.22	
Governing Body & Public Boards		1984 Property Taxes Collected	14,155,567.91	Local District School Taxes	8,907,897.00
Municipal Clerk		1984 Payments in Lieu of Taxes		Regional & Consolidated School Tax	
Financial Administration	66,184.71	Delinquent Tax & Lien Collections	576,479.75	School Taxes in Municipal Budget	
Assessment of Taxes	47,394.04	Business Personalty Replacement Taxes	416,432.76	County Taxes	2,116,188.68
Collection of Taxes	57,701.36	Taxes from Public Utilities	1,655,450.00	County Library Taxes	
Planning, Housing & Development	171,620.47	Other Miscellaneous Tax Revenues		Local Municipal Purpose Taxes	3,270,816.18
Human Resources	27,223.37	State Aid Revenues	149,781.84	Veteran & Senior Citizen Taxes	81,200.00
Elections		Federal Aid Revenues		Total Taxes for Rate Computation	14,376,101.86
General Administration (other)	669,436.03	State and Local Fiscal Assistance Act Utilized	65,313.35	Special District Taxes	
JUDICIARY		Sale of Acquired Property		Bank Corp. Taxes	14,069.65
Municipal Courts	57,121.42	Other Miscellaneous Revenues	1,093,599.71	Added and Omitted Taxes	600,785.73
PUBLIC SAFETY		Total	18,112,625.32	Total Taxes Levied - ABSTRACT	14,909,757.24
Fire Protection	184,421.48	Prior Years Surplus Appropriated	555,882.63	Total Taxes Billed	14,929,394.78
Police Protection	1,680,725.42	REVENUES TOTAL	18,668,507.95	1984 TAXES COLLECTED	14,155,567.91
Civil Defense & Disaster Control	6,349.92	Reserve For Uncollected Taxes	737,000.00	1984 Taxes Cancelled, Abated or Adjusted	16,046.54
Environmental Inspection & Control	59,455.57	CAPITAL OUTLAY TOTAL	2,406,580.08	Transfer to Tax Title Liens or Foreclosed	10,791.06
Other Public Safety		Public Enterprises	23,467.39	Balance Outstanding Dec. 31, 1984	746,989.27
PUBLIC WORKS		Recreation—Culture		PRIOR YEARS TAXES OUTSTANDING	
Streets and Drainage	683,824.47	Public Works	650,981.09	Balance January 1, 1984	539,726.33
Sewers and Sewage Processing	644,423.52	Buildings and Grounds	1,732,131.60	Collected in 1984	510,111.78
Public Buildings and Grounds	61,745.64	Library and Education		Cancelled, Abated or Adjusted 1984	495.53
Other Public Works		Conservation		Transfers to Tax Title Liens or Foreclosed	6,444.74
HEALTH and WELFARE		All Other		Balance December 31, 1984	22,674.28
Health Services Except Environmental	120,368.39	CAPITAL DEBT AUTHORIZED, DECEMBER 31, 1984		TAX TITLE LIENS OUTSTANDING	
Welfare-Public Assistance	20,635.26	ISSUED AND UNISSUED		Balance January 1, 1984	83,834.50
Hospitals, Clinics, First Aid		School	12,459,000	Transfer From Taxes	18,291.87
Animal, Insect, & Rodent Control		Self-liquidating	6,632,000	Redeemed in 1984	66,367.97
Other Welfare Services		Other	5,217,400	Cancelled, Abated or Adjusted (1984)	
RECREATION and CONSERVATION		Total	24,308,400	Transfers to Foreclosed Property	
Beaches and Boardwalks		ISSUED AND OUTSTANDING		Balance December 31, 1984	35,758.40
Parks, Playgrounds, Shade Trees	43,216.97	School	12,459,000.00	PROPERTY ACQUIRED BY DEED OR FORECLOSURE	
Land Reclamation & Conservation	4,049.56	Self-Liquidating	6,163,000.00	Balance January 1, 1984	170,500.00
Other Recreational Services	2,543.00	Other	5,217,400.00	Transfers From Taxes or Liens	
EDUCATION (excluding schools)		Total	23,339,400.00	Sale for Cash (1984)	
Libraries	176,580.00	EQUALIZED VALUATION BASIS		Cancelled, Abated or Adjusted (1984)	
Other Educational Services	4,499.92	FOR NET DEBT COMPUTATION	650,616,439	Balance December 31, 1984	170,500.00
STATUTORY EXPENDITURES		REAL PROPERTY VALUATIONS		CURRENT FINANCES DECEMBER 31, 1984	
Pensions & F. I. C. A.	348,565.00	Code Class # of Parcels % VAL'N		ASSETS	
Employee Fringe Benefits		1 Vacant Land 1252 7.51	26,395,780.00	Cash Dec. 31, 1984	2,033,400.66
Other Statutory Expenditures	23,040.00	2 Residential 3477 59.04	207,551,745.00	Taxes Receivable	769,663.55
CETA And Other Public Employment Programs	5,161,125.52	3 Farm 64 .72	2,536,920.00	Tax Title Liens	35,758.40
MUNICIPAL FUNCTIONS		4a Commercial 132 9.58	33,692,500.00	Foreclosed Property	170,500.00
CAPITAL IMPROVEMENTS	*MEMO*	4b Industrial 64 21.34	75,010,750.00	Emergencies & Other Deferred Charges	430,059.98
DEBT SERVICE		4c Apartments 6 1.80	6,330,900.00	State and Federal Aid Receivable	15,122.28
Principal Payments	920,240.00	Total 4995	351,518,595.00	Other Receivables	9,292.06
Interest Payments	333,747.35	Land Area 25.70 Sq. Miles		Total	3,463,796.93
DEFERRED CHARGES	31,020.00	Net Valuation Taxable-Municipal	360,922,141	LIABILITIES, RESERVES, AND SURPLUS	
SCHOOL, COUNTY, SPECIAL DISTRICT TAXES	11,024,085.68	Net Valuation Taxable-County	689,270,754	Cash Liabilities	1,342,228.77
RESERVE FOR UNCOLLECTED TAXES	737,000.00	State Equalized Valuation	719,556,961	Reserves for Receivables	985,214.01
EXPENDITURES TOTAL	18,207,218.55	State Equalization Ratio	49.51	Surplus Dec. 31, 1984	1,136,354.15
				Total	3,463,796.93

1327
Population 1980 5,354
Population 1984 5,312
S & P Rating
Moody Rating

General Tax Rate Per \$100. 1.76
State Equalized Tax Rate 1.76

MANASQUAN BOROUGH – MONMOUTH CO.
Form of Government:
Borough Council
Number of Members on Governing Body – 6

PER CAPITA:
Gross Debt 611.48
Net Debt 301.43
Debt Service 8.09
Total Tax Levy 832.54
Municipal Expenditures 376.69

PER CENT:
Gross Debt 1.42
Net Debt .70
Tax Levy Collected 97.59
Tax Levy Cancelled, Abated or Adjusted .41

EXPENDITURES		REVENUES-REALIZED		1984 PROPERTY TAX	
GENERAL GOVERNMENT				STATE EQUALIZED TAX RATE	
Governing Body & Public Boards		1984 Property Taxes Collected	4,294,013.77	Local District School Taxes .89	2,210,945.00
Municipal Clerk		1984 Payments in Lieu of Taxes		Regional & Consolidated School Tax	
Financial Administration	10,881.42	Delinquent Tax & Lien Collections	83,271.54	School Taxes in Municipal Budget	
Assessment of Taxes	16,909.62	Business Personalty Replacement Taxes	44,153.60	County Taxes .52	* 1,294,732.51
Collection of Taxes	31,474.07	Taxes from Public Utilities	324,892.00	County Library Taxes .02	47,891.51
Planning, Housing & Development	13,427.79	Other Miscellaneous Tax Revenues		Local Municipal Purpose Taxes .33	823,367.35
Human Resources		State Aid Revenues	48,170.22	Veteran & Senior Citizen Taxes	79,000.00
Elections	950.00	Federal Aid Revenues	9,093.44	Total Taxes for Rate Computation 1.76	4,455,936.37
General Administration (other)	107,093.02	State and Local Fiscal Assistance Act Utilized	39,729.71	Special District Taxes	
JUDICIARY		Sale of Acquired Property		Bank Corp. Taxes	22,424.28
Municipal Courts	32,375.20	Other Miscellaneous Revenues	476,842.15	Added and Omitted Taxes	23,117.15
PUBLIC SAFETY		Total	5,320,166.43	Total Taxes Levied - ABSTRACT	4,422,477.80
Fire Protection	38,316.00	Prior Years Surplus Appropriated	292,000.00	Total Taxes Billed	4,400,257.79
Police Protection	617,654.05	REVENUES TOTAL	5,612,166.43	1984 TAXES COLLECTED	4,294,013.77
Civil Defense & Disaster Control	4,437.35	Reserve For Uncollected Taxes	167,712.11	1984 Taxes Cancelled, Abated or Adjusted	18,177.99
Environmental Inspection & Control	35,857.10	CAPITAL OUTLAY TOTAL	329,032.82	Transfer to Tax Title Liens or Foreclosed	
Other Public Safety		Public Enterprises	220,551.78	Balance Outstanding Dec. 31, 1984	88,066.03
PUBLIC WORKS		Recreation—Culture		PRIOR YEARS TAXES OUTSTANDING	
Streets and Drainage	175,628.45	Public Works	42,640.47	Balance January 1, 1984	106,591.21
Sewers and Sewage Processing	300,293.01	Buildings and Grounds	65,840.57	Collected in 1984	83,271.54
Garbage and Trash Disposal	43,603.95	Library and Education		Cancelled, Abated or Adjusted 1984	16,584.00
Public Buildings and Grounds	9,371.00	Conservation		Transfers to Tax Title Liens or Foreclosed	
Other Public Works		All Other		Balance December 31, 1984	6,735.67
HEALTH and WELFARE				TAX TITLE LIENS OUTSTANDING	
Health Services Except Environmental	3,475.00			Balance January 1, 1984	
Welfare-Public Assistance	5,505.12			Transfer From Taxes	
Hospitals, Clinics, First Aid				Redeemed in 1984	
Animal, Insect, & Rodent Control	2,400.00			Cancelled, Abated or Adjusted (1984)	
Other Welfare Services				Transfers to Foreclosed Property	
RECREATION and CONSERVATION				Balance December 31, 1984	
Beaches and Boardwalks	20,190.37			PROPERTY ACQUIRED BY DEED OR	
Parks, Playgrounds, Shade Trees	2,300.00			FORECLOSURE	
Land Reclamation & Conservation	5,140.00			Balance January 1, 1984	48,440.00
Other Recreational Services				Transfers From Taxes or Liens	
EDUCATION (excluding schools)				Sale for Cash (1984)	
Libraries	30,000.00			Cancelled, Abated or Adjusted (1984)	
Other Educational Services				Balance December 31, 1984	48,440.00
STATUTORY EXPENDITURES				CURRENT FINANCES DECEMBER 31, 1984	
Pensions & F. I. C. A.	138,724.49			ASSETS	
Employee Fringe Benefits	58,403.09			Cash Dec. 31, 1984	1,307,994.34
Other Statutory Expenditures	10,200.00			Taxes Receivable	94,801.70
CETA And Other Public Employment Programs				Tax Title Liens	
MUNICIPAL FUNCTIONS				Foreclosed Property	48,440.00
CAPITAL IMPROVEMENTS *MEMO*				Emergencies & Other Deferred Charges	32,814.36
DEBT SERVICE				State and Federal Aid Receivable	
Principal Payments	33,000.00			Other Receivables	277,003.13
Interest Payments	9,961.55			Total	1,761,053.53
DEFERRED CHARGES				LIABILITIES, RESERVES, AND SURPLUS	
SCHOOL, COUNTY, SPECIAL DISTRICT TAXES	75,699.85			Cash Liabilities	995,353.63
RESERVE FOR UNCOLLECTED TAXES	3,553,569.02			Reserves for Receivables	412,683.26
EXPENDITURES TOTAL	5,554,552.63			Surplus Dec. 31, 1984	353,016.64
				Total	1,761,053.53

1518
Population 1980 27,987
Population 1984 31,787
S & P Rating AAA
Moody Rating AAA

General Tax Rate Per \$100. 2.96
State Equalized Tax Rate 1.84

MANCHESTER TOWNSHIP – OCEAN CO.

Form of Government:

Township Committee

Number of Members on Governing Body – 5

PER CAPITA:

Gross Debt 590.72
Net Debt 277.89
Debt Service 32.67
Total Tax Levy 482.55
Municipal Expenditures 216.57

PER CENT:

Gross Debt 2.54
Net Debt 1.20
Tax Levy Collected 98.20
Tax Levy Cancelled, Abated or Adjusted

EXPENDITURES		REVENUES-REALIZED		1984 PROPERTY TAX	
GENERAL GOVERNMENT				STATE EQUALIZED TAX RATE .94	7,629,935.50
Governing Body & Public Boards		1984 Property Taxes Collected	15,005,314.57	Local District School Taxes	
Municipal Clerk		1984 Payments in Lieu of Taxes		Regional & Consolidated School Tax	
Financial Administration	100,141.05	Delinquent Tax & Lien Collections	395,637.24	School Taxes in Municipal Budget	
Assessment of Taxes	104,157.75	Business Personalty Replacement Taxes	39,040.48	County Taxes	* 3,602,153.89
Collection of Taxes	159,580.71	Taxes from Public Utilities	1,407,442.00	County Library Taxes	.03 210,073.41
Planning, Housing & Development	222,794.10	Other Miscellaneous Tax Revenues		Local Municipal Purpose Taxes	.42 3,401,300.00
Human Resources		State Aid Revenues	273,589.78	Veteran & Senior Citizen Taxes	444,300.00
Elections		Federal Aid Revenues		Total Taxes for Rate Computation	1.84 15,287,762.80
General Administration (other)	731,934.73	State and Local Fiscal Assistance Act Utilized	258,400.76	Special District Taxes	
Judicial Courts	138,237.57	Sale of Acquired Property	10,126.12	Bank Corp. Taxes	58,456.21
SAFETY		Other Miscellaneous Revenues	762,699.53	Added and Omitted Taxes	436,917.78
Protection	94,606.05	Total	18,152,250.48	Total Taxes Levied - ABSTRACT	15,338,836.79
Protection	1,718,876.12	Prior Years Surplus Appropriated	800,000.00	Total Taxes Billed	15,280,380.58
Fire Defense & Disaster Control	1,487.52	REVENUES TOTAL	18,952,250.48	1984 TAXES COLLECTED	15,005,314.57
Environmental Inspection & Control	105,848.51	Reserve For Uncollected Taxes	504,053.51	1984 Taxes Cancelled, Abated or Adjusted	
Other Public Safety		CAPITAL OUTLAY TOTAL	1,531,500.46	Transfer to Tax Title Liens or Foreclosed	
PUBLIC WORKS				Balance Outstanding Dec. 31, 1984	275,066.01
Streets and Drainage	617,678.73	Public Enterprises		PRIOR YEARS TAXES OUTSTANDING	
Sewers and Sewage Processing		Recreation—Culture		Balance January 1, 1984	472,599.84
Garbage and Trash Disposal	72,046.00	Public Works	1,026,140.94	Collected in 1984	375,601.56
Public Buildings and Grounds	130,565.75	Buildings and Grounds	45,433.56	Cancelled, Abated or Adjusted 1984	
Other Public Works	126,092.60	Library and Education		Transfers to Tax Title Liens or Foreclosed	
HEALTH and WELFARE		Conservation	459,925.96	Balance December 31, 1984	96,998.28
Health Services Except Environmental	77,838.17	All Other		TAX TITLE LIENS OUTSTANDING	
Welfare-Public Assistance	31,118.98			Balance January 1, 1984	96,619.73
Hospitals, Clinics, First Aid	1,000.00	CAPITAL DEBT AUTHORIZED, DECEMBER 31, 1984		Transfer From Taxes	
Animal, Insect, & Rodent Control	40,445.42	ISSUED AND UNISSUED		Redeemed in 1984	20,035.68
Other Welfare Services		School	9,944,000	Cancelled, Abated or Adjusted (1984)	
RECREATION and CONSERVATION		Self-liquidating		Transfers to Foreclosed Property	
Beaches and Boardwalks		Other	8,833,200	Balance December 31, 1984	76,584.05
Parks, Playgrounds, Shade Trees	61,700.14	Total	18,777,200	PROPERTY ACQUIRED BY DEED OR	
Land Reclamation & Conservation	32,994.31	ISSUED AND OUTSTANDING		FORECLOSURE	
Other Recreational Services		School	9,944,000.00	Balance January 1, 1984	24,967.13
EDUCATION (excluding schools)		Self-Liquidating		Transfers From Taxes or Liens	
Libraries		Other	8,440,850.00	Sale for Cash (1984)	10,126.12
Other Educational Services	8,102.67	Total	18,384,850.00	Cancelled, Abated or Adjusted (1984)	
STATUTORY EXPENDITURES		EQUALIZED VALUATION BASIS		Balance December 31, 1984	14,841.01
Pensions & F. I. C. A.	496,746.54	FOR NET DEBT COMPUTATION	738,998,435	CURRENT FINANCES DECEMBER 31, 1984	
Employee Fringe Benefits	79,581.56	REAL PROPERTY VALUATIONS		ASSETS	
Other Statutory Expenditures		Code Class # of Parcels % VAL'N	ASSESSED VALUATION	Cash Dec. 31, 1984	1,017,805.56
CETA And Other Public Employment Programs		1 Vacant Land 8523 6.93	34,400,990.00	Taxes Receivable	372,064.29
MUNICIPAL FUNCTIONS TOTAL	5,213,575.98	2 Residential 8093 55.64	276,013,500.00	Tax Title Liens	76,584.05
CAPITAL IMPROVEMENTS *MEMO*	165,000.00	3 Farm 41 .08	421,200.00	Foreclosed Property	14,841.01
DEBT SERVICE		4a Commercial 131 3.71	18,395,000.00	Emergencies & Other Deferred Charges	140,557.61
Principal Payments	399,700.00	4b Industrial 9 1.97	9,773,000.00	State and Federal Aid Receivable	151,432.51
Interest Payments	638,778.00	4c Apartments 22 31.66	157,052,700.00	Other Receivables	297,425.78
DEFERRED CHARGES	127,931.34	Total 16819	496,056,390.00	Total	2,070,710.81
SCHOOL, COUNTY, SPECIAL DISTRICT TAXES	11,442,162.80	Land Area 82.50 Sq. Miles		LIABILITIES, RESERVES, AND SURPLUS	
RESERVE FOR UNCOLLECTED TAXES	504,053.51	Net Valuation Taxable-Municipal	502,402,715	Cash Liabilities	348,047.31
EXPENDITURES TOTAL	18,326,201.63	Net Valuation Taxable-County	766,723,638	Reserves for Receivables	760,915.13
		State Equalized Valuation	803,608,505	Surplus Dec. 31, 1984	961,748.37
		State Equalization Ratio	62.22	Total	2,070,710.81

1705
Population 1980 1,740
Population 1984 1,704
S & P Rating
Moody Rating

General Tax Rate Per \$100. 2.26
State Equalized Tax Rate 2.29

MANNINGTON TOWNSHIP - SALEM CO.
Form of Government:
Township Committee
Number of Members on Governing Body - 3

PER CAPITA:
Gross Debt 178.99
Net Debt 44.01
Debt Service
Total Tax Levy 676.43
Municipal Expenditures 314.96
PER CENT:
Gross Debt .66
Net Debt .16
Tax Levy Collected 92.69
Tax Levy Cancelled, Abated or Adjusted

EXPENDITURES		REVENUES-REALIZED		1984 PROPERTY TAX	
GENERAL GOVERNMENT				STATE EQUALIZED TAX RATE 1.50	754,765.11
Governing Body & Public Boards		1984 Property Taxes Collected	1,068,140.19	Local District School Taxes	
Municipal Clerk		1984 Payments in Lieu of Taxes		Regional & Consolidated School Tax	
Financial Administration	11,470.00	Delinquent Tax & Lien Collections	64,995.56	School Taxes in Municipal Budget	
Assessment of Taxes	8,000.00	Business Personalty, Replacement Taxes	94,582.72	County Taxes	.78 390,151.57
Collection of Taxes	9,200.00	Taxes from Public Utilities	207,014.00	County Library Taxes	
Planning, Housing & Development	5,090.00	Other Miscellaneous Tax Revenues		Local Municipal Purpose Taxes	
Human Resources		State Aid Revenues	12,774.98	Veteran & Senior Citizen Taxes	23,850.00
Elections		Federal Aid Revenues	1,000.00	Total Taxes for Rate Computation	2.28 1,168,766.68
General Administration (other)	56,053.16	State and Local Fiscal Assistance Act Utilized		Special District Taxes	
JUDICIARY		Sale of Acquired Property		Bank Corp. Taxes	3,724
Municipal Courts	11,875.00	Other Miscellaneous Revenues	94,835.43	Added and Omitted Taxes	3,9
PUBLIC SAFETY		Total	1,543,342.88	Total Taxes Levied - ABSTRACT	1,152,6
Fire Protection	15,250.00	Prior Years Surplus Appropriated	140,000.00	Total Taxes Billed	1,152,41
Police Protection	1,050.00	REVENUES TOTAL	1,683,342.88	1984 TAXES COLLECTED	1,068,14
Civil Defense & Disaster Control	2,500.00	Reserve For Uncollected Taxes	116,484.00	1984 Taxes Cancelled, Abated or Adjusted	
Environmental Inspection & Control	10,130.00			Transfer to Tax Title Liens or Foreclosed	7,410.1
Other Public Safety				Balance Outstanding Dec. 31, 1984	76,930.5
PUBLIC WORKS		CAPITAL OUTLAY TOTAL		PRIOR YEARS TAXES OUTSTANDING	
Streets and Drainage	205,700.00	Public Enterprises		Balance January 1, 1984	69,265.46
Sewers and Sewage Processing		Recreation—Culture		Collected in 1984	58,307.72
Garbage and Trash Disposal	29,200.00	Public Works		Cancelled, Abated or Adjusted 1984	
Public Buildings and Grounds	4,950.00	Buildings and Grounds		Transfers to Tax Title Liens or Foreclosed	9,119.08
Other Public Works		Library and Education		Balance December 31, 1984	1,838.68
HEALTH and WELFARE		Conservation		TAX TITLE LIENS OUTSTANDING	
Health Services Except Environmental	835.00	All Other		Balance January 1, 1984	8,362.78
Welfare-Public Assistance	3,437.50			Transfer From Taxes	17,570.73
Hospitals, Clinics, First Aid	1,500.00	CAPITAL DEBT AUTHORIZED, DECEMBER 31, 1984		Redeemed in 1984	6,687.84
Animal, Insect, & Rodent Control	5,300.00	ISSUED AND UNISSUED GROSS DEBT		Cancelled, Abated or Adjusted (1984)	
Other Welfare Services		School 230,000		Transfers to Foreclosed Property	
RECREATION and CONSERVATION		Self-liquidating 75,000	75,000	Balance December 31, 1984	19,245.67
Beaches and Boardwalks		Other 305,000	75,000	PROPERTY ACQUIRED BY DEED OR	
Parks, Playgrounds, Shade Trees		Total	305,000	FORECLOSURE	
Land Reclamation & Conservation				Balance January 1, 1984	10,400.00
Other Recreational Services	100.00	ISSUED AND OUTSTANDING		Transfers From Taxes or Liens	
EDUCATION (excluding schools)		School 230,000.00		Sale for Cash (1984)	
Libraries		Self-liquidating		Cancelled, Abated or Adjusted (1984)	
Other Educational Services		Other		Balance December 31, 1984	10,400.00
STATUTORY EXPENDITURES		Total	230,000.00	CURRENT FINANCES DECEMBER 31, 1984	
Pensions & F. I. C. A.	16,824.34	EQUALIZED VALUATION BASIS		ASSETS	
Employee Fringe Benefits		FOR NET DEBT COMPUTATION	46,328,715	Cash Dec. 31, 1984	719,386.83
Other Statutory Expenditures	1,750.00	REAL PROPERTY VALUATIONS		Taxes Receivable	78,769.26
CETA And Other Public Employment Programs		Code Class # of Parcels % VAL'N	ASSESSED VALUATION	Tax Title Liens	19,245.67
MUNICIPAL FUNCTIONS TOTAL	400,215.00	1 Vacant Land 290 2.64	1,305,000.00	Foreclosed Property	10,400.00
CAPITAL IMPROVEMENTS *MEMO*		2 Residential 371 35.54	17,595,600.00	Emergencies & Other Deferred Charges	55.44
DEBT SERVICE		3 Farm 587 30.88	15,290,100.00	State and Federal Aid Receivable	
Principal Payments		4a Commercial 27 4.85	2,401,200.00	Other Receivables	1,791.93
Interest Payments		4b Industrial 3 26.10	12,922,500.00	Total	829,649.13
DEFERRED CHARGES	20,000.00	4c Apartments		LIABILITIES, RESERVES, AND SURPLUS	
SCHOOL, COUNTY, SPECIAL DISTRICT TAXES	1,144,916.68	Total 1278	49,514,400.00	Cash Liabilities	347,749.49
RESERVE FOR UNCOLLECTED TAXES	116,484.00	Land Area 38.10 Sq. Miles		Reserves for Receivables	112,394.83
EXPENDITURES TOTAL	1,681,615.68	Net Valuation Taxable-Municipal	50,815,022	Surplus Dec. 31, 1984	369,504.81
		Net Valuation Taxable-County	48,999,792	Total	829,649.13
		State Equalized Valuation	50,213,395		
		State Equalization Ratio	101.23		

0318
Population 1980 2,523
Population 1984 2,579
S & P Rating
Moody Rating

General Tax Rate Per \$100. 2.29
State Equalized Tax Rate 2.02

MANSFIELD TOWNSHIP – BURLINGTON CO.

Form of Government:

Township Committee

Number of Members on Governing Body – 3

PER CAPITA:

Gross Debt 139.65
Net Debt 116.32
Debt Service 53.37
Total Tax Levy 591.87
Municipal Expenditures 413.31

PER CENT:

Gross Debt .54
Net Debt .45
Tax Levy Collected 94.48
Tax Levy Cancelled, Abated or Adjusted .12

EXPENDITURES		REVENUES-REALIZED		1984 PROPERTY TAX	
GENERAL GOVERNMENT				STATE EQUALIZED TAX RATE →	
Governing Body & Public Boards		1984 Property Taxes Collected	1,441,075.96	Local District School Taxes .61	439,237.00
Municipal Clerk		1984 Payments in Lieu of Taxes		Regional & Consolidated School Tax .78	562,957.18
Financial Administration	19,800.00	Delinquent Tax & Lien Collections	62,095.48	School Taxes in Municipal Budget	
Assessment of Taxes	14,500.00	Business Personalty Replacement Taxes	30,529.44	County Taxes .60	430,622.65
Collection of Taxes	15,300.00	Taxes from Public Utilities	344,418.92	County Library Taxes .03	24,130.23
Planning, Housing & Development	12,500.00	Other Miscellaneous Tax Revenues		Local Municipal Purpose Taxes	
Human Resources	200.00	State Aid Revenues	18,336.65	Veteran & Senior Citizen Taxes	27,300.00
Elections	1,300.00	Federal Aid Revenues		Total Taxes for Rate Computation 2.02	1,484,247.06
General Administration (other)	152,190.00	State and Local Fiscal Assistance Act Utilized	9,901.00	Special District Taxes	1,890.00
JUDICIARY		Sale of Acquired Property		Bank Corp. Taxes	1,897.96
Municipal Courts	80,220.00	Other Miscellaneous Revenues	391,965.65	Added and Omitted Taxes	65,691.09
PUBLIC SAFETY		Total	2,298,323.10	Total Taxes Levied - ABSTRACT	1,526,426.11
Fire Protection	27,225.00	Prior Years Surplus Appropriated	351,541.00	Total Taxes Billed	1,525,242.90
Police Protection	93,000.00	REVENUES TOTAL	2,649,864.10	1984 TAXES COLLECTED	1,441,075.96
Civil Defense & Disaster Control	885.00	Reserve For Uncollected Taxes	140,000.00	1984 Taxes Cancelled, Abated or Adjusted	1,830.74
Environmental Inspection & Control	109,400.00	CAPITAL OUTLAY TOTAL	4,527.65	Transfer to Tax Title Liens or Foreclosed	8,196.34
Other Public Safety				Balance Outstanding Dec. 31, 1984	74,139.86
PUBLIC WORKS				PRIOR YEARS TAXES OUTSTANDING	
Streets and Drainage	122,500.00	Public Enterprises		Balance January 1, 1984	64,577.50
Sewers and Sewage Processing	4,000.00	Recreation—Culture		Collected in 1984	59,198.72
Garbage and Trash Disposal	49,000.00	Public Works		Cancelled, Abated or Adjusted 1984	.01
Public Buildings and Grounds	24,500.00	Buildings and Grounds	4,527.65	Transfers to Tax Title Liens or Foreclosed	1,533.03
Other Public Works		Library and Education		Balance December 31, 1984	3,845.74
HEALTH and WELFARE		Conservation		TAX TITLE LIENS OUTSTANDING	
Health Services Except Environmental	1,200.00	All Other		Balance January 1, 1984	21,003.24
Welfare-Public Assistance	4,075.00	CAPITAL DEBT AUTHORIZED, DECEMBER 31, 1984		Transfer From Taxes	9,952.81
Hospitals, Clinics, First Aid		ISSUED AND UNISSUED GROSS DEBT		Redeemed in 1984	2,896.76
Animal, Insect, & Rodent Control	1,000.00	School 60,156		Cancelled, Abated or Adjusted (1984)	
Other Welfare Services		Self-liquidating 300,000	300,000	Transfers to Foreclosed Property	
RECREATION and CONSERVATION		Other 360,156	300,000	Balance December 31, 1984	28,059.29
Beaches and Boardwalks		Total 360,156		PROPERTY ACQUIRED BY DEED OR FORECLOSURE	
Parks, Playgrounds, Shade Trees	6,000.00	ISSUED AND OUTSTANDING		Balance January 1, 1984	
Land Reclamation & Conservation	6,500.00	School 60,156.93		Transfers From Taxes or Liens	
Other Recreational Services	12,250.00	Self-Liquidating 300,000.00		Sale for Cash (1984)	
EDUCATION (excluding schools)		Other 360,156.93		Cancelled, Abated or Adjusted (1984)	
Libraries		Total		Balance December 31, 1984	
Other Educational Services		EQUALIZED VALUATION BASIS		CURRENT FINANCES DECEMBER 31, 1984	
STATUTORY EXPENDITURES		FOR NET DEBT COMPUTATION	67,275,159	ASSETS	
Pensions & F. I. C. A.	28,550.00	REAL PROPERTY VALUATIONS		Cash Dec. 31, 1984	839,926.65
Employee Fringe Benefits		Code Class # of Parcels % VAL'N		Taxes Receivable	77,985.60
Other Statutory Expenditures	2,200.50	1 Vacant Land 199 7.01	4,320,600.00	Tax Title Liens	28,059.29
CETA And Other Public Employment Programs		2 Residential 620 53.75	33,138,500.00	Foreclosed Property	
MUNICIPAL FUNCTIONS		3 Farm 363 17.79	10,967,030.00	Emergencies & Other Deferred Charges	
CAPITAL IMPROVEMENTS	*MEMO*	4a Commercial 67 15.89	9,799,200.00	State and Federal Aid Receivable	
DEBT SERVICE		4b Industrial 3 4.68	2,882,400.00	Other Receivables	2,104.74
Principal Payments	100,000.00	4c Apartments 8 .88	543,600.00	Total	948,076.28
Interest Payments	37,632.50	Total 1260	61,651,330.00	LIABILITIES, RESERVES, AND SURPLUS	
DEFERRED CHARGES		Land Area 23.09 Sq. Miles		Cash Liabilities	406,965.79
SCHOOL, COUNTY, SPECIAL DISTRICT TAXES	1,458,837.06	Net Valuation Taxable-Municipal	63,768,346	Reserves for Receivables	108,149.63
RESERVE FOR UNCOLLECTED TAXES	140,000.00	Net Valuation Taxable-County	72,200,734	Surplus Dec. 31, 1984	432,960.86
EXPENDITURES	TOTAL	State Equalized Valuation	72,040,267	Total	948,076.28
		State Equalization Ratio	88.17		

2116
Population 1980 5,780
Population 1984 5,845
S & P Rating
Moody Rating

General Tax Rate Per \$100. 3.61
State Equalized Tax Rate 2.14

MANSFIELD TOWNSHIP – WARREN CO.
Form of Government:
Township Committee
Number of Members on Governing Body – 5

PER CAPITA:
Gross Debt 217.24
Net Debt
Debt Service
Total Tax Levy 527.97
Municipal Expenditures 244.56
PER CENT:
Gross Debt .99
Net Debt
Tax Levy Collected 91.18
Tax Levy Cancelled, Abated or Adjusted

EXPENDITURES		REVENUES-REALIZED		1984 PROPERTY TAX	
GENERAL GOVERNMENT				STATE EQUALIZED TAX RATE	
Governing Body & Public Boards		1984 Property Taxes Collected	2,816,494.41	Local District School Taxes	.66 939,414.00
Municipal Clerk		1984 Payments in Lieu of Taxes		Regional & Consolidated School Tax	.78 1,113,963.12
Financial Administration	18,165.00	Delinquent Tax & Lien Collections	147,413.93	School Taxes in Municipal Budget	
Assessment of Taxes	18,875.00	Business Personalty Replacement Taxes	48,308.68	County Taxes	.62 * 885,916.58
Collection of Taxes	25,024.00	Taxes from Public Utilities	583,854.00	County Library Taxes	.03 44,030.41
Planning, Housing & Development	26,970.00	Other Miscellaneous Tax Revenues		Local Municipal Purpose Taxes	.06 80,649.10
Human Resources	2,000.00	State Aid Revenues	27,774.63	Veteran & Senior Citizen Taxes	
Elections	1,690.00	Federal Aid Revenues		Total Taxes for Rate Computation	2.15 3,104,623.21
General Administration (other)	147,266.00	State and Local Fiscal Assistance Act Utilized	30,321.38	Special District Taxes	
JUDICIARY		Sale of Acquired Property	7,320.00	Bank Corp. Taxes	1,511.31
Municipal Courts	24,570.55	Other Miscellaneous Revenues	328,188.49	Added and Omitted Taxes	20,488.02
PUBLIC SAFETY		Total	3,989,675.52	Total Taxes Levied - ABSTRACT	3,085,972.54
Fire Protection	59,300.00	Prior Years Surplus Appropriated	450,000.00	Total Taxes Billed	3,089,012.60
Police Protection	298,880.46	REVENUES TOTAL	4,439,675.52	1984 TAXES COLLECTED	2,816,494.41
Civil Defense & Disaster Control	200.00	Reserve For Uncollected Taxes	229,867.65	1984 Taxes Cancelled, Abated or Adjusted	50.00
Environmental Inspection & Control	17,475.00	CAPITAL OUTLAY TOTAL	2,972.11	Transfer to Tax Title Liens or Foreclosed	7,310.83
Other Public Safety				Balance Outstanding Dec. 31, 1984	265,157.36
PUBLIC WORKS				PRIOR YEARS TAXES OUTSTANDING	
Streets and Drainage	304,348.38	Public Enterprises		Balance January 1, 1984	146,336.34
Sewers and Sewage Processing		Recreation—Culture	2,972.11	Collected in 1984	142,908.53
Garbage and Trash Disposal	8,900.00	Public Works		Cancelled, Abated or Adjusted 1984	
Public Buildings and Grounds	86,200.00	Buildings and Grounds		Transfers to Tax Title Liens or Foreclosed	3,412.45
Other Public Works	15,000.00	Library and Education		Balance December 31, 1984	15.36
HEALTH and WELFARE		Conservation		TAX TITLE LIENS OUTSTANDING	
Health Services Except Environmental	850.00	All Other		Balance January 1, 1984	35,328.91
Welfare-Public Assistance	1,350.00	CAPITAL DEBT AUTHORIZED, DECEMBER 31, 1984		Transfer From Taxes	10,942.23
Hospitals, Clinics, First Aid	3,200.00	ISSUED AND UNISSUED GROSS DEBT		Redeemed in 1984	4,505.40
Animal, Insect, & Rodent Control	4,100.00	School	1,269,741	Cancelled, Abated or Adjusted (1984)	46.32
Other Welfare Services		Self-liquidating		Transfers to Foreclosed Property	834.43
RECREATION and CONSERVATION		Other		Balance December 31, 1984	40,884.99
Beaches and Boardwalks		Total	1,269,741	PROPERTY ACQUIRED BY DEED OR FORECLOSURE	
Parks, Playgrounds, Shade Trees		ISSUED AND OUTSTANDING		Balance January 1, 1984	288,888.36
Land Reclamation & Conservation	2,980.00	School	1,269,741.72	Transfers From Taxes or Liens	1,106.64
Other Recreational Services	30,740.00	Self-liquidating		Sale for Cash (1984)	7,320.00
EDUCATION (excluding schools)		Other		Cancelled, Abated or Adjusted (1984)	
Libraries		Total	1,269,741.72	Balance December 31, 1984	282,675.00
Other Educational Services		EQUALIZED VALUATION BASIS		CURRENT FINANCES DECEMBER 31, 1984	
STATUTORY EXPENDITURES		FOR NET DEBT COMPUTATION	128,593,472	ASSETS	
Pensions & F. I. C. A.	72,534.08	REAL PROPERTY VALUATIONS		Cash Dec. 31, 1984	1,651,012.11
Employee Fringe Benefits	26,000.00	Code Class # of Parcels % VAL'N		Taxes Receivable	265,172.72
Other Statutory Expenditures	2,750.00	1 Vacant Land 940 7.19	6,042,500.00	Tax Title Liens	40,884.99
CETA And Other Public Employment Programs		2 Residential 1230 59.70	50,140,447.00	Foreclosed Property	282,675.00
MUNICIPAL FUNCTIONS TOTAL	1,199,368.47	3 Farm 212 6.22	5,222,145.00	Emergencies & Other Deferred Charges	19,069.91
CAPITAL IMPROVEMENTS *MEMO*		4a Commercial 38 5.42	4,555,085.00	State and Federal Aid Receivable	4,633.41
DEBT SERVICE		4b Industrial 8 9.13	7,663,540.00	Other Receivables	158,346.60
Principal Payments		4c Apartments 5 12.34	10,359,790.00	Total	2,421,794.74
Interest Payments		Total 2433	83,983,507.00	LIABILITIES, RESERVES, AND SURPLUS	
DEFERRED CHARGES	221.36	Land Area 29.65 Sq. Miles		Cash Liabilities	1,243,095.54
SCHOOL, COUNTY, SPECIAL DISTRICT TAXES	2,983,324.11	Net Valuation Taxable-Municipal	84,997,879	Reserves for Receivables	610,149.20
RESERVE FOR UNCOLLECTED TAXES	229,867.65	Net Valuation Taxable-County	131,505,492	Surplus Dec. 31, 1984	568,550.00
EXPENDITURES TOTAL	4,412,781.59	State Equalized Valuation	142,711,632	Total	2,421,794.74
		State Equalization Ratio	59.27		

1519
Population 1980 433
Population 1984 451
S & P Rating
Moody Rating

General Tax Rate Per \$100. 1.41
State Equalized Tax Rate .74

MANTOLOKING BOROUGH – OCEAN CO.
Form of Government:
Borough Council
Number of Members on Governing Body – 6

PER CAPITA:
Gross Debt
Net Debt
Debt Service 501.33
Total Tax Levy 2,739.14
Municipal Expenditures 2,149.64

PER CENT:
Gross Debt
Net Debt
Tax Levy Collected 98.36
Tax Levy Cancelled, Abated or Adjusted

EXPENDITURES		REVENUES-REALIZED		1984 PROPERTY TAX	
GENERAL GOVERNMENT				STATE EQUALIZED TAX RATE	
Governing Body & Public Boards	1,000.00	1984 Property Taxes Collected	1,215,470.53	Local District School Taxes .04	69,378.00
Municipal Clerk	22,750.00	1984 Payments in Lieu of Taxes		Regional & Consolidated School Tax	
Financial Administration	11,500.00	Delinquent Tax & Lien Collections	17,644.03	School Taxes in Municipal Budget	
Assessment of Taxes	23,500.00	Business Personalty Replacement Taxes	1,129.48	County Taxes .41 *	677,337.38
Collection of Taxes	11,000.00	Taxes from Public Utilities	105,167.14	County Library Taxes .02	39,496.04
Planning, Housing & Development	2,400.00	Other Miscellaneous Tax Revenues		Local Municipal Purpose Taxes .27	444,560.00
Human Resources		State Aid Revenues	3,075.28	Veteran & Senior Citizen Taxes	2,850.00
Elections		Federal Aid Revenues		Total Taxes for Rate Computation .74	1,233,621.42
General Administration (other)	80,710.00	State and Local Fiscal Assistance Act Utilized	6,200.16	Special District Taxes	
JUDICIARY		Sale of Acquired Property		Bank Corp. Taxes	
Municipal Courts	14,050.00	Other Miscellaneous Revenues	351,263.32	Added and Omitted Taxes	4,578.91
PUBLIC SAFETY		Total	1,699,949.94	Total Taxes Levied - ABSTRACT	1,235,350.33
Fire Protection	25,500.00	Prior Years Surplus Appropriated	120,000.00	Total Taxes Billed	1,235,718.04
Police Protection	226,800.00	REVENUES TOTAL	1,819,949.94	1984 TAXES COLLECTED	1,215,470.53
Civil Defense & Disaster Control	1,000.00	Reserve For Uncollected Taxes	30,000.00	1984 Taxes Cancelled, Abated or Adjusted	
Environmental Inspection & Control	6,000.00	CAPITAL OUTLAY TOTAL	133,532.35	Transfer to Tax Title Liens or Foreclosed	
Other Public Safety				Balance Outstanding Dec. 31, 1984	20,247.51
PUBLIC WORKS				PRIOR YEARS TAXES OUTSTANDING	
Streets and Drainage	49,400.00	Public Enterprises		Balance January 1, 1984	20,689.76
Sewers and Sewage Processing	84,500.00	Recreation—Culture		Collected in 1984	17,644.03
Garbage and Trash Disposal	65,000.16	Public Works	133,532.35	Cancelled, Abated or Adjusted 1984	
Public Buildings and Grounds	19,500.00	Buildings and Grounds		Transfers to Tax Title Liens or Foreclosed	
Other Public Works		Library and Education		Balance December 31, 1984	3,045.73
HEALTH and WELFARE		Conservation		TAX TITLE LIENS OUTSTANDING	
Health Services Except Environmental	600.00	All Other		Balance January 1, 1984	
Welfare-Public Assistance	2,000.00	CAPITAL DEBT AUTHORIZED, DECEMBER 31, 1984		Transfer From Taxes	
Hospitals, Clinics, First Aid	200.00	ISSUED AND UNISSUED GROSS DEBT		Redeemed in 1984	
Animal, Insect, & Rodent Control		School		Cancelled, Abated or Adjusted (1984)	
Other Welfare Services		Self-liquidating		Transfers to Foreclosed Property	
RECREATION and CONSERVATION		Other		Balance December 31, 1984	
Beaches and Boardwalks	11,700.00	Total		PROPERTY ACQUIRED BY DEED OR	
Parks, Playgrounds, Shade Trees		ISSUED AND OUTSTANDING		FORECLOSURE	
Land Reclamation & Conservation		School		Balance January 1, 1984	
Other Recreational Services		Self-Liquidating		Transfers From Taxes or Liens	
EDUCATION (excluding schools)		Other		Sale for Cash (1984)	
Libraries		Total		Cancelled, Abated or Adjusted (1984)	
Other Educational Services		EQUALIZED VALUATION BASIS		Balance December 31, 1984	
STATUTORY EXPENDITURES		FOR NET DEBT COMPUTATION	145,580,559	CURRENT FINANCES DECEMBER 31, 1984	
Pensions & F. I. C. A.	36,730.00	REAL PROPERTY VALUATIONS		ASSETS	
Employee Fringe Benefits	2,000.00	Code Class # of Parcels % VAL'N		Cash Dec. 31, 1984	629,826.18
Other Statutory Expenditures		1 Vacant Land 106 6.04		Taxes Receivable	23,293.24
CETA And Other Public Employment Programs		2 Residential 479 92.72		Tax Title Liens	
MUNICIPAL FUNCTIONS TOTAL	697,840.16	3 Farm		Foreclosed Property	
CAPITAL IMPROVEMENTS *MEMO*		4a Commercial 6 1.24		Emergencies & Other Deferred Charges	19,000.00
DEBT SERVICE		4b Industrial		State and Federal Aid Receivable	
Principal Payments	213,000.00	4c Apartments		Other Receivables	872.71
Interest Payments	13,099.32	Total 591	86,795,200.00	Total	672,992.13
DEFERRED CHARGES	15,550.00	Land Area .44 Sq. Miles		LIABILITIES, RESERVES, AND SURPLUS	
SCHOOL, COUNTY, SPECIAL DISTRICT TAXES	786,211.42	Net Valuation Taxable-Municipal	87,067,819	Cash Liabilities	379,515.90
RESERVE FOR UNCOLLECTED TAXES	30,000.00	Net Valuation Taxable-County	144,602,746	Reserves for Receivables	24,165.95
EXPENDITURES TOTAL	1,755,700.90	State Equalized Valuation	164,564,120	Surplus Dec. 31, 1984	269,310.28
		State Equalization Ratio	52.83	Total	672,992.13

0810
Population 1980 9,193
Population 1984 9,635
S & P Rating
Moody Rating

General Tax Rate Per \$100. 4.30
State Equalized Tax Rate 2.59

MANTUA TOWNSHIP – GLOUCESTER CO.
Form of Government:
Township Committee
Number of Members on Governing Body – 5

PER CAPITA:
Gross Debt 176.17
Net Debt 92.42
Debt Service 18.21
Total Tax Levy 509.11
Municipal Expenditures 228.60

PER CENT:
Gross Debt .96
Net Debt .50
Tax Levy Collected 93.62
Tax Levy Cancelled, Abated or Adjusted .33

EXPENDITURES		REVENUES-REALIZED		1984 PROPERTY TAX	
GENERAL GOVERNMENT				STATE EQUALIZED TAX RATE	
Governing Body & Public Boards		1984 Property Taxes Collected	4,579,449.00	Local District School Taxes .65	1,220,307.00
Municipal Clerk		1984 Payments in Lieu of Taxes	1,426.26	Regional & Consolidated School Tax .90	1,697,966.46
Financial Administration	30,208.53	Delinquent Tax & Lien Collections	309,065.69	School Taxes in Municipal Budget	
Assessment of Taxes	127,922.00	Business Personalty Replacement Taxes	60,696.04	County Taxes .66	1,233,818.41
Collection of Taxes	29,000.00	Taxes from Public Utilities	575,346.00	County Library Taxes .02	31,531.03
Planning, Housing & Development	26,225.00	Other Miscellaneous Tax Revenues		Local Municipal Purpose Taxes .36	675,000.00
Human Resources		State Aid Revenues	123,645.64	Veteran & Senior Citizen Taxes	105,550.00
Elections		Federal Aid Revenues		Total Taxes for Rate Computation 2.59	4,964,172.90
General Administration (other)	217,124.97	State and Local Fiscal Assistance Act Utilized	56,052.00	Special District Taxes	
JUDICIARY		Sale of Acquired Property	1,800.00	Bank Corp. Taxes	15,876.61
Municipal Courts	33,350.00	Other Miscellaneous Revenues	264,313.38	Added and Omitted Taxes	30,778.33
PUBLIC SAFETY		Total	5,971,794.01	Total Taxes Levied - ABSTRACT	4,905,277.84
Fire Protection	59,239.92	Prior Years Surplus Appropriated	173,566.28	Total Taxes Billed	4,891,290.07
Police Protection	582,892.53	REVENUES TOTAL	6,145,360.29	1984 TAXES COLLECTED	4,579,449.00
Civil Defense & Disaster Control		Reserve For Uncollected Taxes	350,625.00	1984 Taxes Cancelled, Abated or Adjusted	16,326.85
Environmental Inspection & Control	20,713.35			Transfer to Tax Title Liens or Foreclosed	26,408.24
Other Public Safety		CAPITAL OUTLAY TOTAL	309,689.30	Balance Outstanding Dec. 31, 1984	269,105.98
PUBLIC WORKS				PRIOR YEARS TAXES OUTSTANDING	
Streets and Drainage	132,569.28	Public Enterprises		Balance January 1, 1984	261,345.70
Sewers and Sewage Processing		Recreation—Culture		Collected in 1984	255,197.93
Garbage and Trash Disposal	185,000.00	Public Works	152,735.40	Cancelled, Abated or Adjusted 1984	
Public Buildings and Grounds	10,028.00	Buildings and Grounds	156,953.90	Transfers to Tax Title Liens or Foreclosed	3,682.98
Other Public Works	24,786.24	Library and Education		Balance December 31, 1984	2,464.79
HEALTH and WELFARE		Conservation		TAX TITLE LIENS OUTSTANDING	
Health Services Except Environmental	2,300.00	All Other		Balance January 1, 1984	98,228.56
Welfare-Public Assistance	3,605.00	CAPITAL DEBT AUTHORIZED, DECEMBER 31, 1984		Transfer From Taxes	30,502.92
Hospitals, Clinics, First Aid		ISSUED AND UNISSUED GROSS DEBT		Redeemed in 1984	53,867.76
Animal, Insect, & Rodent Control		School 806,919		Cancelled, Abated or Adjusted (1984)	
Other Welfare Services		Self-liquidating 890,492	890,492	Transfers to Foreclosed Property	
RECREATION and CONSERVATION		Other 1,697,411	890,492	Balance December 31, 1984	74,863.72
Beaches and Boardwalks		ISSUED AND OUTSTANDING		PROPERTY ACQUIRED BY DEED OR FORECLOSURE	
Parks, Playgrounds, Shade Trees	100.00	School 806,919.02		Balance January 1, 1984	664,250.00
Land Reclamation & Conservation	18,700.00	Self-liquidating 886,000.00		Transfers From Taxes or Liens	
Other Recreational Services		Other 1,692,919.02		Sale for Cash (1984)	1,800.00
EDUCATION (excluding schools)		Total		Cancelled, Abated or Adjusted (1984)	
Libraries		EQUALIZED VALUATION BASIS		Balance December 31, 1984	662,450.00
Other Educational Services		FOR NET DEBT COMPUTATION	177,475,242	CURRENT FINANCES DECEMBER 31, 1984	
STATUTORY EXPENDITURES		REAL PROPERTY VALUATIONS		ASSETS	
Pensions & F. I. C. A.	99,400.00	Code Class # of Parcels % VAL'N	ASSESSED VALUATION	Cash Dec. 31, 1984	787,983.66
Employee Fringe Benefits	41,188.71	1 Vacant Land 459 4.72	5,220,300.00	Taxes Receivable	271,570.77
Other Statutory Expenditures	8,000.00	2 Residential 2489 73.28	81,058,900.00	Tax Title Liens	74,863.72
CETA And Other Public Employment Programs		3 Farm 344 6.98	7,717,300.00	Foreclosed Property	662,450.00
MUNICIPAL FUNCTIONS TOTAL	1,652,353.53	4a Commercial 128 11.75	12,999,300.00	Emergencies & Other Deferred Charges	134,439.78
CAPITAL IMPROVEMENTS *MEMO*	10,000.00	4b Industrial 9 3.18	3,520,400.00	State and Federal Aid Receivable	
DEBT SERVICE		4c Apartments 2 .09	99,200.00	Other Receivables	70,729.21
Principal Payments	93,000.00	Total 3431	110,615,400.00	Total	2,002,037.14
Interest Payments	82,497.50	Land Area 15.96 Sq. Miles		LIABILITIES, RESERVES, AND SURPLUS	
DEFERRED CHARGES	24,073.47	Net Valuation Taxable-Municipal	113,035,159	Cash Liabilities	531,764.35
SCHOOL, COUNTY, SPECIAL DISTRICT TAXES	4,183,622.90	Net Valuation Taxable-County	185,900,504	Reserves for Receivables	1,079,613.70
RESERVE FOR UNCOLLECTED TAXES	350,625.00	State Equalized Valuation	186,350,030	Surplus Dec. 31, 1984	390,659.09
EXPENDITURES TOTAL	6,386,172.40	State Equalization Ratio	60.14	Total	2,002,037.14

1811
 Population 1980 **11,278**
 Population 1984 **11,168**
 S & P Rating
 Moody Rating **AAA**

General Tax Rate Per \$100.

2.84

State Equalized Tax Rate

2.72

MANVILLE BOROUGH - SOMERSET CO.

Form of Government:

Borough Council

Number of Members on Governing Body - 6

PER CAPITA:

Gross Debt **424.83**
 Net Debt **316.04**
 Debt Service **36.26**
 Total Tax Levy **673.87**
 Municipal Expenditures **351.07**

PER CENT:

Gross Debt **1.79**
 Net Debt **1.33**
 Tax Levy Collected **94.60**
 Tax Levy Cancelled, Abated or Adjusted **.02**

EXPENDITURES		REVENUES-REALIZED		1984 PROPERTY TAX	
GENERAL GOVERNMENT				STATE EQUALIZED TAX RATE 1.60	
Governing Body & Public Boards		1984 Property Taxes Collected	7,108,943.96	Local District School Taxes	4,391,599.00
Municipal Clerk		1984 Payments in Lieu of Taxes		Regional & Consolidated School Tax	
Financial Administration	48,925.00	Delinquent Tax & Lien Collections	340,251.59	School Taxes in Municipal Budget	
Assessment of Taxes	17,050.00	Business Personalty Replacement Taxes	608,076.20	County Taxes	1,239,799.22
Collection of Taxes	50,450.00	Taxes from Public Utilities	493,734.00	County Library Taxes	
Planning, Housing & Development	19,600.00	Other Miscellaneous Tax Revenues		Local Municipal Purpose Taxes	1,851,886.88
Human Resources		State Aid Revenues	108,736.25	Veteran & Senior Citizen Taxes	201,900.00
Elections	1,900.00	Federal Aid Revenues		Total Taxes for Rate Computation	7,685,185.10
General Administration (other)	379,125.00	State and Local Fiscal Assistance Act Utilized	83,859.11	Special District Taxes	
JUDICIARY		Sale of Acquired Property		Bank Corp. Taxes	21,266.45
Municipal Courts	40,615.00	Other Miscellaneous Revenues	550,144.81	Added and Omitted Taxes	21,173.85
PUBLIC SAFETY		Total	9,293,745.92	Total Taxes Levied - ABSTRACT	7,525,725.40
Fire Protection	81,715.00	Prior Years Surplus Appropriated	425,000.00	Total Taxes Billed	7,514,353.50
Police Protection	736,479.31	REVENUES TOTAL	9,718,745.92	1984 TAXES COLLECTED	7,108,943.96
Civil Defense & Disaster Control	3,000.00	Reserve For Uncollected Taxes	617,646.95	1984 Taxes Cancelled, Abated or Adjusted	1,440.04
Environmental Inspection & Control	22,955.00	CAPITAL OUTLAY TOTAL	32,939.97	Transfer to Tax Title Liens or Foreclosed	31,412.64
Other Public Safety				Balance Outstanding Dec. 31, 1984	372,556.86
PUBLIC WORKS				PRIOR YEARS TAXES OUTSTANDING	
Streets and Drainage	428,987.00	Public Enterprises		Balance January 1, 1984	347,315.80
Sewers and Sewage Processing	183,000.00	Recreation—Culture		Collected in 1984	325,709.54
Garbage and Trash Disposal	156,570.00	Public Works	31,539.97	Cancelled, Abated or Adjusted 1984	13.35
Public Buildings and Grounds	24,123.00	Buildings and Grounds	1,400.00	Transfers to Tax Title Liens or Foreclosed	21,592.91
Other Public Works	67,675.00	Library and Education		Balance December 31, 1984	
HEALTH and WELFARE		Conservation		TAX TITLE LIENS OUTSTANDING	
Health Services Except Environmental	42,045.00	All Other		Balance January 1, 1984	43,848.59
Welfare-Public Assistance	14,825.00	CAPITAL DEBT AUTHORIZED, DECEMBER 31, 1984		Transfer From Taxes	55,689.17
Hospitals, Clinics, First Aid		ISSUED AND UNISSUED		Redeemed in 1984	14,542.05
Animal, Insect, & Rodent Control	9,500.00	School	1,040,000	Cancelled, Abated or Adjusted (1984)	
Other Welfare Services	1,000.00	Self-liquidating	175,000	Transfers to Foreclosed Property	
RECREATION and CONSERVATION		Other	3,529,511	Balance December 31, 1984	84,995.71
Beaches and Boardwalks		Total	4,744,511	PROPERTY ACQUIRED BY DEED OR FORECLOSURE	
Parks, Playgrounds, Shade Trees	59,340.00	ISSUED AND OUTSTANDING		Balance January 1, 1984	106,521.66
Land Reclamation & Conservation		School	1,040,000.00	Transfers From Taxes or Liens	
Other Recreational Services	40,600.00	Self-Liquidating	175,000.00	Sale for Cash (1984)	
EDUCATION (excluding schools)		Other	2,797,000.00	Cancelled, Abated or Adjusted (1984)	
Libraries	99,000.00	Total	4,012,000.00	Balance December 31, 1984	106,521.66
Other Educational Services	5,000.00	EQUALIZED VALUATION BASIS		CURRENT FINANCES DECEMBER 31, 1984	
STATUTORY EXPENDITURES		FOR NET DEBT COMPUTATION	265,170,591	ASSETS	
Pensions & F. I. C. A.	223,000.00	REAL PROPERTY VALUATIONS		Cash Dec. 31, 1984	1,788,026.51
Employee Fringe Benefits	122,500.00	Code Class # of Parcels % VAL'N		Taxes Receivable	372,556.86
Other Statutory Expenditures	2,000.00	1 Vacant Land 275 1.54	4,051,300.00	Tax Title Liens	84,995.71
CETA And Other Public Employment Programs		2 Residential 3146 80.09	210,396,475.00	Foreclosed Property	106,521.66
MUNICIPAL FUNCTIONS TOTAL	2,880,979.31	3 Farm 5	5,430.00	Emergencies & Other Deferred Charges	
CAPITAL IMPROVEMENTS *MEMO*	50,000.00	4a Commercial 134 8.24	21,651,475.00	State and Federal Aid Receivable	
DEBT SERVICE		4b Industrial 18 9.82	25,803,650.00	Other Receivables	29,297.56
Principal Payments	205,400.00	4c Apartments 6 .31	805,050.00	Total	2,381,398.30
Interest Payments	199,545.80	Total 3584	262,713,380.00	LIABILITIES, RESERVES, AND SURPLUS	
DEFERRED CHARGES	17,200.00	Land Area 2.50 Sq. Miles		Cash Liabilities	817,762.21
SCHOOL, COUNTY, SPECIAL DISTRICT TAXES	5,631,398.22	Net Valuation Taxable-Municipal	263,844,354	Reserves for Receivables	593,371.79
RESERVE FOR UNCOLLECTED TAXES	617,646.95	Net Valuation Taxable-County	276,447,427	Surplus Dec. 31, 1984	970,264.30
EXPENDITURES TOTAL	9,552,170.28	State Equalized Valuation	275,443,063	Total	2,381,398.30
		State Equalization Ratio	95.84		

0319
 Population 1980 20,525
 Population 1984 20,251
 S & P Rating
 Moody Rating AAA
 General Tax Rate Per \$100. 2.49
 State Equalized Tax Rate 2.41

MAPLE SHADE TWP. - BURLINGTON CO..
Form of Government:
Council-Manager Plan E (OMCL 50)
Number of Members on Governing Body - 5

PER CAPITA:
 Gross Debt 407.65
 Net Debt 217.21
 Debt Service 43.99
 Total Tax Levy 436.14
 Municipal Expenditures 208.85
 PER CENT:
 Gross Debt 2.38
 Net Debt 1.27
 Tax Levy Collected 95.88
 Tax Levy Cancelled, Abated or Adjusted 1.47

EXPENDITURES		REVENUES-REALIZED		1984 PROPERTY TAX	
GENERAL GOVERNMENT				STATE EQUALIZED TAX RATE 1.24	
Governing Body & Public Boards	7,800.00	1984 Property Taxes Collected	8,471,988.57	Local District School Taxes	4,540,579.25
Municipal Clerk	37,041.00	1984 Payments in Lieu of Taxes		Regional & Consolidated School Tax	
Financial Administration	26,750.00	Delinquent Tax & Lien Collections	138,819.63	School Taxes in Municipal Budget	
Assessment of Taxes	26,202.00	Business Personalty Replacement Taxes	114,045.16	County Taxes	2,118,238.46
Collection of Taxes	45,877.00	Taxes from Public Utilities	1,037,575.00	County Library Taxes	119,428.31
Planning, Housing & Development	12,600.00	Other Miscellaneous Tax Revenues		Local Municipal Purpose Taxes	2,027,000.00
Human Resources		State Aid Revenues	176,240.04	Veteran & Senior Citizen Taxes	261,600.00
Elections		Federal Aid Revenues	80,544.00	Total Taxes for Rate Computation	9,066,846.02
General Administration (other)	259,230.25	State and Local Fiscal Assistance Act Utilized		Special District Taxes	
JUDICIARY		Sale of Acquired Property		Bank Corp. Taxes	11,784.26
Municipal Courts	34,110.00	Other Miscellaneous Revenues	640,680.79	Added and Omitted Taxes	15,184.72
PUBLIC SAFETY		Total	10,659,893.19	Total Taxes Levied - ABSTRACT	8,832,215.00
Fire Protection	141,890.00	Prior Years Surplus Appropriated	300,000.00	Total Taxes Billed	8,836,063.51
Police Protection	1,160,707.00	REVENUES TOTAL	10,959,893.19	1984 TAXES COLLECTED	8,471,988.57
Civil Defense & Disaster Control	12,644.00	Reserve For Uncollected Taxes	391,095.65	1984 Taxes Cancelled, Abated or Adjusted	129,755.61
Environmental Inspection & Control	46,749.00	CAPITAL OUTLAY TOTAL	112,447.60	Transfer to Tax Title Liens or Foreclosed	8,278.37
Other Public Safety				Balance Outstanding Dec. 31, 1984	226,040.96
PUBLIC WORKS				PRIOR YEARS TAXES OUTSTANDING	
Streets and Drainage	382,392.00	Public Enterprises	700.60	Balance January 1, 1984	239,220.02
Sewers and Sewage Processing		Recreation—Culture		Collected in 1984	110,757.73
Garbage and Trash Disposal	291,670.00	Public Works	111,747.00	Cancelled, Abated or Adjusted 1984	120,434.29
Public Buildings and Grounds	30,938.00	Buildings and Grounds		Transfers to Tax Title Liens or Foreclosed	2,205.06
Other Public Works		Library and Education		Balance December 31, 1984	5,822.94
HEALTH and WELFARE		Conservation		TAX TITLE LIENS OUTSTANDING	
Health Services Except Environmental	7,000.00	All Other		Balance January 1, 1984	51,199.89
Welfare-Public Assistance	10,000.00	CAPITAL DEBT AUTHORIZED, DECEMBER 31, 1984		Transfer From Taxes	10,483.43
Hospitals, Clinics, First Aid		ISSUED AND UNISSUED GROSS DEBT NET DEBT		Redeemed in 1984	28,061.90
Animal, Insect, & Rodent Control		School 2,064,000		Cancelled, Abated or Adjusted (1984)	
Other Welfare Services	6,903.00	Self-liquidating 2,095,850	303,236	Transfers to Foreclosed Property	
RECREATION and CONSERVATION		Other 4,095,430	4,095,430	Balance December 31, 1984	33,621.42
Beaches and Boardwalks		Total 8,255,280	4,398,666	PROPERTY ACQUIRED BY DEED OR FORECLOSURE	
Parks, Playgrounds, Shade Trees				Balance January 1, 1984	17,987.87
Land Reclamation & Conservation				Transfers From Taxes or Liens	
Other Recreational Services	16,264.00	ISSUED AND OUTSTANDING		Sale for Cash (1984)	
EDUCATION (excluding schools)		School 2,064,000.00		Cancelled, Abated or Adjusted (1984)	
Libraries	28,115.49	Self-Liquidating 2,094,000.00		Balance December 31, 1984	17,987.87
Other Educational Services		Other 4,092,000.00		CURRENT FINANCES DECEMBER 31, 1984	
STATUTORY EXPENDITURES		Total 8,250,000.00		ASSETS	
Pensions & F. I. C. A.	171,942.00	EQUALIZED VALUATION BASIS		Cash Dec. 31, 1984	3,026,058.12
Employee Fringe Benefits	137,090.00	FOR NET DEBT COMPUTATION	346,238,439	Taxes Receivable	231,863.90
Other Statutory Expenditures		REAL PROPERTY VALUATIONS		Tax Title Liens	33,621.42
CETA And Other Public Employment Programs		Code Class # of Parcels % VAL'N		Foreclosed Property	17,987.87
MUNICIPAL FUNCTIONS TOTAL	2,893,914.74	1 Vacant Land 197 1.18	4,149,900.00	Emergencies & Other Deferred Charges	84,258.95
CAPITAL IMPROVEMENTS *MEMO*	100.00	2 Residential 4586 63.97	225,081,750.00	State and Federal Aid Receivable	8,338.06
DEBT SERVICE		3 Farm		Other Receivables	33,792.04
Principal Payments	424,000.00	4a Commercial 219 16.58	58,336,300.00	Total	3,435,920.36
Interest Payments	466,935.18	4b Industrial 24 1.87	6,571,800.00	LIABILITIES, RESERVES, AND SURPLUS	
		4c Apartments 19 16.41	57,732,800.00	Cash Liabilities	2,711,540.52
		Total 5045	351,872,550.00	Reserves for Receivables	317,265.23
DEFERRED CHARGES	53,567.35	Land Area 3.72 Sq. Miles		Surplus Dec. 31, 1984	407,114.61
SCHOOL, COUNTY, SPECIAL DISTRICT TAXES	6,778,246.02	Net Valuation Taxable-Municipal	354,250,290	Total	3,435,920.36
SCHOOL, COUNTY, SPECIAL DISTRICT TAXES	391,095.65	Net Valuation Taxable-County	357,344,794		
EXPENDITURES TOTAL	11,007,758.94	State Equalized Valuation	365,210,412		
		State Equalization Ratio	96.98		

0711

Population 1980 22,950
 Population 1984 22,762
 S & P Rating AA
 Moody Rating AA

General Tax Rate Per \$100.

4.27

State Equalized Tax Rate

3.59

MAPLEWOOD TOWNSHIP – ESSEX COUNTY

Form of Government:

Township Committee

Number of Members on Governing Body – 5

PER CAPITA:

Gross Debt 540.20
 Net Debt 220.06
 Debt Service 23.40
 Total Tax Levy 1,021.80
 Municipal Expenditures 419.37

PER CENT:

Gross Debt 2.06
 Net Debt .84
 Tax Levy Collected 98.18
 Tax Levy Cancelled, Abated or Adjusted .02

EXPENDITURES		REVENUES-REALIZED		1984 PROPERTY TAX	
GENERAL GOVERNMENT				STATE EQUALIZED TAX RATE	
Governing Body & Public Boards		1984 Property Taxes Collected	22,799,885.56	Local District School Taxes 1.70	10,963,551.58
Municipal Clerk		1984 Payments in Lieu of Taxes	292,102.24	Regional & Consolidated School Tax	
Financial Administration	36,408.65	Delinquent Tax & Lien Collections	429,150.15	School Taxes in Municipal Budget	
Assessment of Taxes	56,094.29	Business Personalty Replacement Taxes	296,571.72	County Taxes 1.05	6,796,402.27
Collection of Taxes	70,365.04	Taxes from Public Utilities	1,254,753.00	County Library Taxes	
Planning, Housing & Development	132,900.70	Other Miscellaneous Tax Revenues		Local Municipal Purpose Taxes .84	5,416,243.74
Human Resources	33,000.00	State Aid Revenues	227,195.92	Veteran & Senior Citizen Taxes	220,450.00
Elections		Federal Aid Revenues		Total Taxes for Rate Computation 3.59	23,396,647.59
General Administration (other)	869,118.36	State and Local Fiscal Assistance Act Utilized	227,367.00	Special District Taxes	
JUDICIARY		Sale of Acquired Property		Bank Corp. Taxes	35,689.21
Municipal Courts	72,053.04	Other Miscellaneous Revenues	1,131,579.50	Added and Omitted Taxes	46,244.09
PUBLIC SAFETY		Total	26,658,605.09	Total Taxes Levied - ABSTRACT	23,258,130.89
Fire Protection	1,311,370.25	Prior Years Surplus Appropriated	685,000.00	Total Taxes Billed	23,222,591.41
Police Protection	1,634,647.00	REVENUES TOTAL	27,343,605.09	1984 TAXES COLLECTED	22,799,885.56
Civil Defense & Disaster Control	9,180.00	Reserve For Uncollected Taxes	771,263.42	1984 Taxes Cancelled, Abated or Adjusted	3,878.10
Environmental Inspection & Control	66,839.73	CAPITAL OUTLAY TOTAL	207,726.41	Transfer to Tax Title Liens or Foreclosed	3,889.97
Other Public Safety				Balance Outstanding Dec. 31, 1984	414,937.78
PUBLIC WORKS				PRIOR YEARS TAXES OUTSTANDING	
Streets and Drainage	428,064.94	Public Enterprises		Balance January 1, 1984	430,929.66
Sewers and Sewage Processing	335,269.55	Recreation—Culture		Collected in 1984	427,797.10
Garbage and Trash Disposal	59,464.72	Public Works	8,548.46	Cancelled, Abated or Adjusted 1984	
Public Buildings and Grounds	263,319.32	Buildings and Grounds	199,177.95	Transfers to Tax Title Liens or Foreclosed	2,588.59
Other Public Works	430,883.91	Library and Education		Balance December 31, 1984	543.97
HEALTH and WELFARE		Conservation		TAX TITLE LIENS OUTSTANDING	
Health Services Except Environmental	103,439.78	All Other		Balance January 1, 1984	3,237.58
Welfare-Public Assistance	18,758.82	CAPITAL DEBT AUTHORIZED, DECEMBER 31, 1984		Transfer From Taxes	6,957.18
Hospitals, Clinics, First Aid		ISSUED AND UNISSUED		Redeemed in 1984	1,353.05
Animal, Insect, & Rodent Control		School	7,110,067	Cancelled, Abated or Adjusted (1984)	24.22
Other Welfare Services		Self-liquidating	177,000	Transfers to Foreclosed Property	
RECREATION and CONSERVATION		Other	5,008,946	Balance December 31, 1984	8,817.49
Beaches and Boardwalks		Total	12,296,014	PROPERTY ACQUIRED BY DEED OR FORECLOSURE	
Parks, Playgrounds, Shade Trees	317,780.07	ISSUED AND OUTSTANDING		Balance January 1, 1984	7,003.00
Land Reclamation & Conservation		School	6,313,918.13	Transfers From Taxes or Liens	
Other Recreational Services	111,492.60	Self-Liquidating	177,000.00	Sale for Cash (1984)	
EDUCATION (excluding schools)		Other	2,170,000.00	Cancelled, Abated or Adjusted (1984)	
Libraries	445,360.00	Total	8,660,918.13	Balance December 31, 1984	7,003.00
Other Educational Services		EQUALIZED VALUATION BASIS		CURRENT FINANCES DECEMBER 31, 1984	
STATUTORY EXPENDITURES		FOR NET DEBT COMPUTATION	596,261,323	ASSETS	
Pensions & F. I. C. A.	1,019,659.66	REAL PROPERTY VALUATIONS		Cash Dec. 31, 1984	1,855,762.96
Employee Fringe Benefits	312,000.00	Code Class # of Parcels % VAL'N		Taxes Receivable	415,481.75
Other Statutory Expenditures	30,000.00	1 Vacant Land 109 .39	2,121,400.00	Tax Title Liens	8,817.49
CETA And Other Public Employment Programs		2 Residential 6628 88.72	478,200,300.00	Foreclosed Property	7,003.00
MUNICIPAL FUNCTIONS TOTAL	8,168,470.43	3 Farm		Emergencies & Other Deferred Charges	18,000.00
CAPITAL IMPROVEMENTS *MEMO*	50,000.00	4a Commercial 284 8.75	47,176,000.00	State and Federal Aid Receivable	
DEBT SERVICE		4b Industrial 36 1.58	8,527,900.00	Other Receivables	72,825.29
Principal Payments	330,000.00	4c Apartments 8 .55	2,962,600.00	Total	2,377,890.49
Interest Payments	202,702.50	Total	538,988,200.00	LIABILITIES, RESERVES, AND SURPLUS	
DEFERRED CHARGES	73,240.13	Land Area 4.00 Sq. Miles		Cash Liabilities	619,501.38
SCHOOL, COUNTY, SPECIAL DISTRICT TAXES	17,759,953.85	Net Valuation Taxable-Municipal	542,771,600	Reserves for Receivables	504,127.53
RESERVE FOR UNCOLLECTED TAXES	771,263.42	Net Valuation Taxable-County	604,349,088	Surplus Dec. 31, 1984	1,254,261.58
EXPENDITURES TOTAL	27,305,630.33	State Equalized Valuation	645,005,348	Total	2,377,890.49
		State Equalization Ratio	84.06		

0116
Population 1980 9,179
Population 1984 9,109
S & P Rating
Moody Rating A1

General Tax Rate Per \$100. 1.72
State Equalized Tax Rate 1.46

MARGATE CITY CITY - ATLANTIC COUNTY
Form of Government:
Commission (1911)
Number of Members on Governing Body - 3

PER CAPITA:
Gross Debt 1,249.97
Net Debt 782.74
Debt Service 137.67
Total Tax Levy 1,147.00
Municipal Expenditures 681.36
PER CENT:
Gross Debt 1.63
Net Debt 1.02
Tax Levy Collected 96.10
Tax Levy Cancelled, Abated or Adjusted .68

EXPENDITURES		REVENUES-REALIZED		1984 PROPERTY TAX	
GENERAL GOVERNMENT				STATE EQUALIZED TAX RATE	
Governing Body & Public Boards		1984 Property Taxes Collected		Local District School Taxes .44	3,130,015.00
Municipal Clerk	19,380.00	1984 Payments in Lieu of Taxes		Regional & Consolidated School Tax .11	757,572.50
Financial Administration	16,000.00	Delinquent Tax & Lien Collections		School Taxes in Municipal Budget .46	* 3,307,030.51
Assessment of Taxes	54,800.00	Business Personalty Replacement Taxes		County Taxes .45	3,196,221.26
Collection of Taxes	120,980.00	Taxes from Public Utilities		Local Municipal Purpose Taxes .45	133,300.00
Planning, Housing & Development	62,000.00	Other Miscellaneous Tax Revenues		Veteran & Senior Citizen Taxes 1.46	10,524,139.27
Human Resources	8,500.00	State Aid Revenues		Total Taxes for Rate Computation	
Elections	420,358.35	Federal Aid Revenues		Special District Taxes	
General Administration (other)		State and Local Fiscal Assistance Act Utilized		Bank Corp. Taxes	20,533.75
JUDICIARY		State and Local Fiscal Assistance Act Utilized		Added and Omitted Taxes	36,626.75
Municipal Courts	55,500.00	Other Miscellaneous Revenues		Total Taxes Levied - ABSTRACT	10,447,999.77
PUBLIC SAFETY		Prior Years Surplus Appropriated		Total Taxes Billed	10,427,466.02
Fire Protection	838,770.00	REVENUES TOTAL		1984 TAXES COLLECTED	10,021,282.35
Police Protection	944,250.00	Reserve For Uncollected Taxes		1984 Taxes Cancelled, Abated or Adjusted	70,746.89
Civil Defense & Disaster Control	2,100.00	CAPITAL OUTLAY TOTAL		Transfer to Tax Title Liens or Foreclosed	33,963.62
Environmental Inspection & Control	87,500.00	Public Enterprises		Balance Outstanding Dec. 31, 1984	301,473.16
Other Public Safety		Recreation—Culture		PRIOR YEARS TAXES OUTSTANDING	
PUBLIC WORKS		Public Works		Balance January 1, 1984	264,558.21
Streets and Drainage	446,500.00	Buildings and Grounds		Collected in 1984	225,285.27
Sewers and Sewage Processing	247,074.00	Library and Education		Cancelled, Abated or Adjusted 1984	
Garbage and Trash Disposal	29,550.00	Conservation		Transfers to Tax Title Liens or Foreclosed	
Public Buildings and Grounds	43,100.00	All Other		Balance December 31, 1984	39,272.94
Other Public Works		CAPITAL DEBT AUTHORIZED, DECEMBER 31, 1984		TAX TITLE LIENS OUTSTANDING	
HEALTH and WELFARE		ISSUED AND UNISSUED GROSS DEBT NET DEBT		Balance January 1, 1984	134,235.27
Health Services Except Environmental	150.00	School 4,246,000		Transfer From Taxes	33,963.62
Welfare-Public Assistance	9,725.00	Self-liquidating 10,000		Redeemed in 1984	152,650.88
Hospitals, Clinics, First Aid	1,000.00	Other 7,130,000		Cancelled, Abated or Adjusted (1984)	
Animal, Insect, & Rodent Control	3,420.00	Total 11,386,000		Transfers to Foreclosed Property	388.91
Other Welfare Services		ISSUED AND OUTSTANDING		Balance December 31, 1984	15,159.10
RECREATION and CONSERVATION		School 4,246,000.00		PROPERTY ACQUIRED BY DEED OR FORECLOSURE	
Beaches and Boardwalks	147,041.65	Self-Liquidating 10,000.00		Balance January 1, 1984	142,248.59
Parks, Playgrounds, Shade Trees	73,000.00	Other 7,130,000.00		Transfers From Taxes or Liens	388.91
Land Reclamation & Conservation		Total 11,386,000.00		Sale for Cash (1984)	
Other Recreational Services		EQUALIZED VALUATION BASIS		Cancelled, Abated or Adjusted (1984)	
EDUCATION (excluding schools)		FOR NET DEBT COMPUTATION		Balance December 31, 1984	142,637.50
Libraries	105,000.00	REAL PROPERTY VALUATIONS		CURRENT FINANCES DECEMBER 31, 1984	
Other Educational Services		Code Class # of Parcels % VAL'N ASSESSED VALUATION		ASSETS	
STATUTORY EXPENDITURES		1 Vacant Land 732 4.13 24,893,900.00		Cash Dec. 31, 1984	3,587,699.81
Pensions & F. I. C. A.	364,291.00	2 Residential 5533 88.88 536,321,000.00		Taxes Receivable	340,746.10
Employee Fringe Benefits	204,000.00	3 Farm 31,557,600.00		Tax Title Liens	15,159.10
Other Statutory Expenditures	24,500.00	4a Commercial 208 5.23 10,625,200.00		Foreclosed Property	142,637.50
CETA And Other Public Employment Programs		4b Industrial 47 1.76 603,397,700.00		Emergencies & Other Deferred Charges	35,000.00
MUNICIPAL FUNCTIONS TOTAL	4,328,490.00	4c Apartments 6520		State and Federal Aid Receivable	
CAPITAL IMPROVEMENTS *MEMO*	185,000.00	Total Land Area 1.40 Sq. Miles		Other Receivables	19,881.62
DEBT SERVICE		Net Valuation Taxable-Municipal		Total	4,141,124.13
Principal Payments	590,000.00	Net Valuation Taxable-County		LIABILITIES, RESERVES, AND SURPLUS	
Interest Payments	664,046.67	State Equalized Valuation		Cash Liabilities	858,455.36
TYPE I SCHL DEBT *MEMO*	757,572.50	State Equalization Ratio		Reserves for Receivables	518,424.32
DEFERRED CHARGES				Surplus Dec. 31, 1984	2,764,244.45
SCHOOL, COUNTY, SPECIAL DISTRICT TAXES	7,194,618.01			Total	4,141,124.13
RESERVE FOR UNCOLLECTED TAXES	624,000.00				
EXPENDITURES TOTAL	13,401,154.68				

1984/3000

* ABOVE DEBT SERVICE INCLUDES TYPE I SCHOOL DEBT

*Includes County Health Service Taxes or County Vocational School Taxes. See Table 13.

1328
Population 1980 17,560
Population 1984 22,260
S & P Rating
Moody Rating AAA

General Tax Rate Per \$100.
2.66
State Equalized Tax Rate
2.33

MARLBORO TOWNSHIP – MONMOUTH CO.
Form of Government:
Council-Manager Plan E (OMCL 50)
Number of Members on Governing Body – 5

PER CAPITA:
Gross Debt 841.35
Net Debt 356.62
Debt Service 43.42
Total Tax Levy 756.73
Municipal Expenditures 262.11
PER CENT:
Gross Debt 3.25
Net Debt 1.38
Tax Levy Collected 97.82
Tax Levy Cancelled, Abated or Adjusted .07

EXPENDITURES		REVENUES-REALIZED		1984 PROPERTY TAX	
GENERAL GOVERNMENT				STATE EQUALIZED TAX RATE	
Governing Body & Public Boards		1984 Property Taxes Collected	16,463,625.33	Local District School Taxes .98	6,464,122.86
Municipal Clerk		1984 Payments in Lieu of Taxes		Regional & Consolidated School Tax .56	3,651,717.31
Financial Administration	62,993.00	Delinquent Tax & Lien Collections	570,195.37	School Taxes in Municipal Budget	
Assessment of Taxes	35,965.00	Business Personalty Replacement Taxes	97,438.00	County Taxes	* 3,455,247.09
Collection of Taxes	52,585.00	Taxes from Public Utilities	1,084,403.00	County Library Taxes	.02 127,801.08
Planning, Housing & Development	72,236.00	Other Miscellaneous Tax Revenues		Local Municipal Purpose Taxes	.25 1,647,097.00
Human Resources	20,899.00	State Aid Revenues	250,164.90	Veteran & Senior Citizen Taxes	73,650.00
Elections	4,600.00	Federal Aid Revenues		Total Taxes for Rate Computation	2.34 15,419,635.34
General Administration (other)	555,153.00	State and Local Fiscal Assistance Act Utilized	138,759.00	Special District Taxes	546,675.00
JUDICIARY		Sale of Acquired Property		Bank Corp. Taxes	20,747.61
Municipal Courts	69,475.00	Other Miscellaneous Revenues	1,822,971.94	Added and Omitted Taxes	931,440.48
PUBLIC SAFETY		Total	20,427,557.54	Total Taxes Levied - ABSTRACT	16,844,848.43
Fire Protection	24,400.00	Prior Years Surplus Appropriated	750,000.00	Total Taxes Billed	16,830,614.00
Police Protection	1,207,901.00	REVENUES TOTAL	21,177,557.54	1984 TAXES COLLECTED	16,463,625.33
Civil Defense & Disaster Control	500.00	Reserve For Uncollected Taxes	600,000.00	1984 Taxes Cancelled, Abated or Adjusted	11,664.78
Environmental Inspection & Control	99,768.00	CAPITAL OUTLAY TOTAL	825,461.17	Transfer to Tax Title Liens or Foreclosed	19,604.42
Other Public Safety				Balance Outstanding Dec. 31, 1984	335,719.47
PUBLIC WORKS				PRIOR YEARS TAXES OUTSTANDING	
Streets and Drainage	705,303.00	Public Enterprises		Balance January 1, 1984	569,596.27
Sewers and Sewage Processing	4,500.00	Recreation—Culture	15,111.56	Collected in 1984	553,906.11
Garbage and Trash Disposal	12,000.00	Public Works	509,204.66	Cancelled, Abated or Adjusted 1984	
Public Buildings and Grounds	195,312.00	Buildings and Grounds	275,228.65	Transfers to Tax Title Liens or Foreclosed	
Other Public Works	141,692.00	Library and Education	25,916.30	Balance December 31, 1984	15,690.16
HEALTH and WELFARE		Conservation		TAX TITLE LIENS OUTSTANDING	
Health Services Except Environmental	3,900.00	All Other		Balance January 1, 1984	154,586.65
Welfare-Public Assistance	3,100.00	CAPITAL DEBT AUTHORIZED, DECEMBER 31, 1984		Transfer From Taxes	19,604.42
Hospitals, Clinics, First Aid	5,000.00	ISSUED AND UNISSUED GROSS DEBT		Redeemed in 1984	16,289.26
Animal, Insect, & Rodent Control	7,900.00	School 10,490,161		Cancelled, Abated or Adjusted (1984)	
Other Welfare Services	500.00	Self-liquidating 300,000		Transfers to Foreclosed Property	
RECREATION and CONSERVATION		Other 7,938,325	7,938,325	Balance December 31, 1984	157,901.81
Beaches and Boardwalks		Total 18,728,486	7,938,325	PROPERTY ACQUIRED BY DEED OR FORECLOSURE	
Parks, Playgrounds, Shade Trees	5,000.00	ISSUED AND OUTSTANDING		Balance January 1, 1984	112,630.00
Land Reclamation & Conservation	500.00	School 10,490,161.74		Transfers From Taxes or Liens	
Other Recreational Services	234,601.00	Self-Liquidating 300,000.00		Sale for Cash (1984)	
EDUCATION (excluding schools)		Other 6,520,000.00		Cancelled, Abated or Adjusted (1984)	
Libraries	7,225.00	Total 17,310,161.74		Balance December 31, 1984	112,630.00
Other Educational Services		EQUALIZED VALUATION BASIS		CURRENT FINANCES DECEMBER 31, 1984	
STATUTORY EXPENDITURES		FOR NET DEBT COMPUTATION	576,384,222	ASSETS	
Pensions & F. I. C. A.	291,709.32	REAL PROPERTY VALUATIONS		Cash Dec. 31, 1984	7,697,880.84
Employee Fringe Benefits	348,923.00	Code Class # of Parcels % VAL'N		Taxes Receivable	351,409.63
Other Statutory Expenditures	19,000.58	1 Vacant Land 1445 5.07	28,853,254.00	Tax Title Liens	157,901.81
CETA And Other Public Employment Programs		2 Residential 5102 82.84	471,048,075.00	Foreclosed Property	112,630.00
MUNICIPAL FUNCTIONS TOTAL	4,192,640.90	3 Farm 447 3.00	17,052,224.00	Emergencies & Other Deferred Charges	46,360.00
CAPITAL IMPROVEMENTS *MEMO*	40,415.00	4a Commercial 180 6.13	34,864,500.00	State and Federal Aid Receivable	10,890.93
DEBT SERVICE		4b Industrial 30 2.96	16,838,660.00	Other Receivables	19.21
Principal Payments	450,000.00	4c Apartments		Total	8,377,092.42
Interest Payments	516,634.50	Total 7204	568,656,713.00	LIABILITIES, RESERVES, AND SURPLUS	
DEFERRED CHARGES	75,310.60	Land Area 30.35 Sq. Miles		Cash Liabilities	5,357,063.07
SCHOOL, COUNTY, SPECIAL DISTRICT TAXES	14,245,563.34	Net Valuation Taxable-Municipal	575,937,183	Reserves for Receivables	621,960.65
RESERVE FOR UNCOLLECTED TAXES	600,000.00	Net Valuation Taxable-County	623,617,492	Surplus Dec. 31, 1984	2,398,068.70
EXPENDITURES TOTAL	20,080,149.34	State Equalized Valuation	656,506,081	Total	8,377,092.42
		State Equalization Ratio	87.59		

1329
 Population 1980 **8,837**
 Population 1984 **8,644**
 S & P Rating **A-**
 Moody Rating **AAA**

General Tax Rate Per \$100. **4.47**
 State Equalized Tax Rate **2.72**

MATAWAN BOROUGH – MONMOUTH CO.
Form of Government:
Borough Council
Number of Members on Governing Body – 6

PER CAPITA:
 Gross Debt **520.47**
 Net Debt **208.84**
 Debt Service **30.39**
 Total Tax Levy **643.32**
 Municipal Expenditures **367.59**

PER CENT:
 Gross Debt **2.43**
 Net Debt **.98**
 Tax Levy Collected **95.54**
 Tax Levy Cancelled, Abated or Adjusted **.17**

EXPENDITURES		REVENUES-REALIZED		1984 PROPERTY TAX	
GENERAL GOVERNMENT				STATE EQUALIZED TAX RATE →	
Governing Body & Public Boards	150.00	1984 Property Taxes Collected		Local District School Taxes	
Municipal Clerk		1984 Payments in Lieu of Taxes		Regional & Consolidated School Tax 1.72	3,488,119.12
Financial Administration	28,619.00	Delinquent Tax & Lien Collections		School Taxes in Municipal Budget	
Assessment of Taxes	13,250.00	Business Personalty Replacement Taxes		County Taxes	.50
Collection of Taxes	20,487.44	Taxes from Public Utilities		County Library Taxes	
Planning, Housing & Development	17,825.00	Other Miscellaneous Tax Revenues		Local Municipal Purpose Taxes	.50
Human Resources	5,102.00	State Aid Revenues		Veteran & Senior Citizen Taxes	
Elections	6,885.00	Federal Aid Revenues		Total Taxes for Rate Computation	2.72
General Administration (other)	273,410.79	State and Local Fiscal Assistance Act Utilized		Special District Taxes	
JUDICIARY		Sale of Acquired Property		Bank Corp. Taxes	24,871.54
Municipal Courts	28,931.00	Other Miscellaneous Revenues		Added and Omitted Taxes	17,875.74
PUBLIC SAFETY		Total		Total Taxes Levied - ABSTRACT	5,560,894.07
Fire Protection	71,050.00	Prior Years Surplus Appropriated		Total Taxes Billed	5,535,156.59
Police Protection	805,172.00	REVENUES		1984 TAXES COLLECTED	5,288,372.77
Civil Defense & Disaster Control	700.00	Reserve For Uncollected Taxes		1984 Taxes Cancelled, Abated or Adjusted	9,272.56
Environmental Inspection & Control	24,378.00	CAPITAL OUTLAY		Transfer to Tax Title Liens or Foreclosed	49,724.35
Other Public Safety		TOTAL		Balance Outstanding Dec. 31, 1984	187,786.91
PUBLIC WORKS		Public Enterprises		PRIOR YEARS TAXES OUTSTANDING	
Streets and Drainage	342,189.00	Recreation—Culture		Balance January 1, 1984	168,075.48
Sewers and Sewage Processing		Public Works		Collected in 1984	145,843.21
Garbage and Trash Disposal	242,102.00	Buildings and Grounds		Cancelled, Abated or Adjusted 1984	6,960.84
Public Buildings and Grounds	182,776.13	Library and Education		Transfers to Tax Title Liens or Foreclosed	8,701.15
Other Public Works		Conservation		Balance December 31, 1984	6,570.28
HEALTH and WELFARE		All Other		TAX TITLE LIENS OUTSTANDING	
Health Services Except Environmental	182,774.50	CAPITAL DEBT AUTHORIZED, DECEMBER 31, 1984		Balance January 1, 1984	117,957.18
Welfare-Public Assistance	5,814.00	ISSUED AND UNISSUED		Transfer From Taxes	59,520.64
Hospitals, Clinics, First Aid	4,280.00	GROSS DEBT		Redeemed in 1984	20,150.60
Animal, Insect, & Rodent Control		NET DEBT		Cancelled, Abated or Adjusted (1984)	
Other Welfare Services		School		Transfers to Foreclosed Property	
RECREATION and CONSERVATION		Self-liquidating		Balance December 31, 1984	157,327.22
Beaches and Boardwalks		Other		PROPERTY ACQUIRED BY DEED OR	
Parks, Playgrounds, Shade Trees	13,421.00	Total		FORECLOSURE	
Land Reclamation & Conservation	3,720.00	ISSUED AND OUTSTANDING		Balance January 1, 1984	33,100.00
Other Recreational Services	45,891.00	School		Transfers From Taxes or Liens	
EDUCATION (excluding schools)		Self-Liquidating		Sale for Cash (1984)	
Libraries	72,824.00	Other		Cancelled, Abated or Adjusted (1984)	
Other Educational Services	12,600.00	Total		Balance December 31, 1984	33,100.00
STATUTORY EXPENDITURES		EQUALIZED VALUATION BASIS		CURRENT FINANCES DECEMBER 31, 1984	
Pensions & F. I. C. A.	157,786.72	FOR NET DEBT COMPUTATION		ASSETS	
Employee Fringe Benefits	99,234.00	REAL PROPERTY VALUATIONS		Cash Dec. 31, 1984	411,310.12
Other Statutory Expenditures		Code Class # of Parcels % VAL'N		Taxes Receivable	194,357.19
CETA And Other Public Employment Programs		1 Vacant Land 172 1.53		Tax Title Liens	157,327.22
MUNICIPAL FUNCTIONS	2,661,372.58	2 Residential 2,041 76.72		Foreclosed Property	33,100.00
CAPITAL IMPROVEMENTS	*MEMO*	3 Farm		Emergencies & Other Deferred Charges	
DEBT SERVICE		4a Commercial 133 11.67		State and Federal Aid Receivable	255.00
Principal Payments	175,000.00	4b Industrial 9 1.56		Other Receivables	3,052.73
Interest Payments	92,732.38	4c Apartments 16 8.51		Total	799,402.26
DEFERRED CHARGES	20,000.00	Total 2371		LIABILITIES, RESERVES, AND SURPLUS	
SCHOOL, COUNTY, SPECIAL DISTRICT TAXES	4,512,107.52	Land Area 2.26 Sq. Miles		Cash Liabilities	196,091.94
RESERVE FOR UNCOLLECTED TAXES	233,329.96	Net Valuation Taxable-Municipal		Reserves for Receivables	387,837.14
EXPENDITURES	7,689,542.44	Net Valuation Taxable-County		Surplus Dec. 31, 1984	215,473.18
		State Equalized Valuation		Total	799,402.26
		State Equalization Ratio			

PER CAPITA:		PER CENT:	
Gross Debt	39.13	Gross Debt	.29
Net Debt	5.77	Net Debt	.04
Debt Service		Tax Levy Collected	79.34
Total Tax Levy	423.99	Tax Levy Cancelled, Abated	
Municipal Expenditures	274.98	or Adjusted	1.88

EXPENDITURES		REVENUES-REALIZED		1984 PROPERTY TAX	
GENERAL GOVERNMENT				STATE EQUALIZED TAX RATE	
Governing Body & Public Boards	17,100.00	1984 Property Taxes Collected	1,690,763.93	Local District School Taxes	1.45
Municipal Clerk	11,050.00	1984 Payments in Lieu of Taxes		Regional & Consolidated School Tax	
Financial Administration	25,350.00	Delinquent Tax & Lien Collections	242,141.49	School Taxes in Municipal Budget	
Assessment of Taxes	21,425.00	Business Personalty Replacement Taxes	59,275.60	County Taxes	1.06 *
Collection of Taxes	31,050.00	Taxes from Public Utilities	347,868.00	County Library Taxes	
Planning, Housing & Development	9,868.59	Other Miscellaneous Tax Revenues		Local Municipal Purpose Taxes	.28
Human Resources		State Aid Revenues	57,424.15	Veteran & Senior Citizen Taxes	
Elections	1,700.00	Federal Aid Revenues		Total Taxes for Rate Computation	2.79
General Administration (other)	167,956.00	State and Local Fiscal Assistance Act Utilized	45,629.99	Special District Taxes	
JUDICIARY		Sale of Acquired Property	1,670.00	Bank Corp. Taxes	
Municipal Courts	33,750.00	Other Miscellaneous Revenues	229,910.82	Added and Omitted Taxes	10,155.92
PUBLIC SAFETY		Total	2,674,683.98	Total Taxes Levied - ABSTRACT	2,122,508.35
Fire Protection	14,588.00	Prior Years Surplus Appropriated	477,423.71	Total Taxes Billed	2,131,060.76
Police Protection	13,900.00	REVENUES	3,152,107.69	1984 TAXES COLLECTED	1,690,763.93
Civil Defense & Disaster Control	3,100.00	Reserve For Uncollected Taxes	399,870.00	1984 Taxes Cancelled, Abated or Adjusted	40,000.00
Environmental Inspection & Control	11,950.00	CAPITAL OUTLAY		Transfer to Tax Title Liens or Foreclosed	75,000.00
Other Public Safety		TOTAL		Balance Outstanding Dec. 31, 1984	325,296.83
PUBLIC WORKS		Public Enterprises		PRIOR YEARS TAXES OUTSTANDING	
Streets and Drainage	178,438.57	Recreation—Culture		Balance January 1, 1984	235,618.25
Sewers and Sewage Processing		Public Works		Collected in 1984	206,400.92
Garbage and Trash Disposal	45,252.41	Buildings and Grounds		Cancelled, Abated or Adjusted 1984	16,217.33
Public Buildings and Grounds	5,460.00	Library and Education		Transfers to Tax Title Liens or Foreclosed	13,000.00
Other Public Works	8,600.00	Conservation		Balance December 31, 1984	
HEALTH and WELFARE		All Other		TAX TITLE LIENS OUTSTANDING	
Health Services Except Environmental	125.00	CAPITAL DEBT AUTHORIZED, DECEMBER 31, 1984		Balance January 1, 1984	316,430.70
Welfare-Public Assistance	9,025.00	ISSUED AND UNISSUED	GROSS DEBT	Transfer From Taxes	91,200.00
Hospitals, Clinics, First Aid		School	167,000	Redeemed in 1984	35,740.57
Animal, Insect, & Rodent Control	20,258.70	Self-liquidating		Cancelled, Abated or Adjusted (1984)	
Other Welfare Services		Other	28,900	Transfers to Foreclosed Property	
RECREATION and CONSERVATION		Total	195,900	Balance December 31, 1984	371,890.13
Beaches and Boardwalks		ISSUED AND OUTSTANDING		PROPERTY ACQUIRED BY DEED OR FORECLOSURE	
Parks, Playgrounds, Shade Trees		School		Balance January 1, 1984	44,968.79
Land Reclamation & Conservation		Self-liquidating		Transfers From Taxes or Liens	
Other Recreational Services	5,900.00	Other		Sale for Cash (1984)	1,670.00
EDUCATION (excluding schools)		Total		Cancelled, Abated or Adjusted (1984)	
Libraries	5,126.93	EQUALIZED VALUATION BASIS		Balance December 31, 1984	43,298.79
Other Educational Services	222,296.50	FOR NET DEBT COMPUTATION		CURRENT FINANCES DECEMBER 31, 1984	
STATUTORY EXPENDITURES		REAL PROPERTY VALUATIONS		ASSETS	
Pensions & F. I. C. A.	40,000.00	Code	Class	# of Parcels	% VAL'N
Employee Fringe Benefits	49,000.00	1	Vacant Land	3211	27.07
Other Statutory Expenditures	3,500.00	2	Residential	1252	55.92
CETA And Other Public Employment Programs		3	Farm	130	4.43
MUNICIPAL FUNCTIONS		4a	Commercial	53	2.70
TOTAL	955,770.70	4b	Industrial	28	9.88
CAPITAL IMPROVEMENTS		4c	Apartments		
MEMO	20,000.00	Total		4674	
DEBT SERVICE		Land Area		94.70	Sq. Miles
Principal Payments		Net Valuation Taxable-Municipal			
Interest Payments		Net Valuation Taxable-County			
DEFERRED CHARGES		State Equalized Valuation			
	20,900.00	State Equalization Ratio			
SCHOOL, COUNTY, SPECIAL DISTRICT TAXES		Assessed Valuation			
RESERVE FOR UNCOLLECTED TAXES	399,870.00	Cash Dec. 31, 1984			1,069,547.74
EXPENDITURES	3,278,393.13	Taxes Receivable			325,296.83
TOTAL		Tax Title Liens			371,890.13
		Foreclosed Property			43,298.79
		Emergencies & Other Deferred Charges			
		State and Federal Aid Receivable			2,450.96
		Other Receivables			37,953.68

0234
Population 1980 9,895
Population 1984 9,887
S & P Rating
Moody Rating A1

General Tax Rate Per \$100. 3.56
State Equalized Tax Rate 2.19

MAYWOOD BOROUGH – BERGEN COUNTY
Form of Government:
Borough Council
Number of Members on Governing Body – 6

PER CAPITA:
Gross Debt 114.34
Net Debt 111.41
Debt Service 12.71
Total Tax Levy 732.68
Municipal Expenditures 376.29
PER CENT:
Gross Debt .37
Net Debt .36
Tax Levy Collected 98.88
Tax Levy Cancelled, Abated or Adjusted .63

EXPENDITURES		REVENUES-REALIZED		1984 PROPERTY TAX	
GENERAL GOVERNMENT				STATE EQUALIZED TAX RATE 2.19	
Governing Body & Public Boards		1984 Property Taxes Collected	7,154,644.03	Local District School Taxes	3,866,196.50
Municipal Clerk		1984 Payments in Lieu of Taxes	67,587.35	Regional & Consolidated School Tax	
Financial Administration	17,700.00	Delinquent Tax & Lien Collections	39,935.67	School Taxes in Municipal Budget	
Assessment of Taxes	30,345.00	Business Personalty Replacement Taxes	158,801.00	County Taxes	1,173,148.70
Collection of Taxes	67,040.00	Taxes from Public Utilities	694,159.00	County Library Taxes	
Planning, Housing & Development	11,318.00	Other Miscellaneous Tax Revenues		Local Municipal Purpose Taxes	2,170,156.39
Human Resources		State Aid Revenues	101,693.74	Veteran & Senior Citizen Taxes	107,600.00
Elections		Federal Aid Revenues		Total Taxes for Rate Computation	7,317,101.59
General Administration (other)	270,357.97	State and Local Fiscal Assistance Act Utilized	97,470.55	Special District Taxes	
JUDICIARY		Sale of Acquired Property		Bank Corp. Taxes	15,697.47
Municipal Courts	57,465.00	Other Miscellaneous Revenues	402,328.04	Added and Omitted Taxes	18,791.01
PUBLIC SAFETY		Total	8,716,619.38	Total Taxes Levied - ABSTRACT	7,243,990.07
Fire Protection	131,700.00	Prior Years Surplus Appropriated	120,000.00	Total Taxes Billed	7,236,029.92
Police Protection	908,655.00	REVENUES TOTAL	8,836,619.38	1984 TAXES COLLECTED	7,154,644.03
Civil Defense & Disaster Control	2,400.00	Reserve For Uncollected Taxes	117,000.00	1984 Taxes Cancelled, Abated or Adjusted	45,427.20
Environmental Inspection & Control	51,500.00	CAPITAL OUTLAY TOTAL	110,850.53	Transfer to Tax Title Liens or Foreclosed	341.76
Other Public Safety	1,500.00			Balance Outstanding Dec. 31, 1984	35,616.93
PUBLIC WORKS				PRIOR YEARS TAXES OUTSTANDING	
Streets and Drainage	336,390.00	Public Enterprises		Balance January 1, 1984	39,935.67
Sewers and Sewage Processing	497,201.48	Recreation—Culture		Collected in 1984	39,935.67
Garbage and Trash Disposal	254,867.00	Public Works	54,672.30	Cancelled, Abated or Adjusted 1984	
Public Buildings and Grounds	130,890.00	Buildings and Grounds	56,178.23	Transfers to Tax Title Liens or Foreclosed	
Other Public Works	30,545.00	Library and Education		Balance December 31, 1984	
HEALTH and WELFARE		Conservation		TAX TITLE LIENS OUTSTANDING	
Health Services Except Environmental	43,445.00	All Other		Balance January 1, 1984	4,825.36
Welfare-Public Assistance	8,600.00	CAPITAL DEBT AUTHORIZED, DECEMBER 31, 1984		Transfer From Taxes	341.76
Hospitals, Clinics, First Aid	8,900.00	ISSUED AND UNISSUED GROSS DEBT		Redeemed in 1984	
Animal, Insect, & Rodent Control		School	27,027	Cancelled, Abated or Adjusted (1984)	
Other Welfare Services	300.00	Self-liquidating	1,103,463	Transfers to Foreclosed Property	
RECREATION and CONSERVATION		Other	1,130,490	Balance December 31, 1984	5,167.12
Beaches and Boardwalks		Total	1,130,490	PROPERTY ACQUIRED BY DEED OR FORECLOSURE	
Parks, Playgrounds, Shade Trees	55,680.00			Balance January 1, 1984	365,119.00
Land Reclamation & Conservation		ISSUED AND OUTSTANDING		Transfers From Taxes or Liens	
Other Recreational Services	44,575.00	School	27,027.00	Sale for Cash (1984)	
EDUCATION (excluding schools)		Self-Liquidating	1,093,875.00	Cancelled, Abated or Adjusted (1984)	
Libraries	156,000.00	Other	1,120,902.00	Balance December 31, 1984	365,119.00
Other Educational Services	100.00	Total		CURRENT FINANCES DECEMBER 31, 1984	
STATUTORY EXPENDITURES		EQUALIZED VALUATION BASIS FOR NET DEBT COMPUTATION	305,496,277	ASSETS	
Pensions & F. I. C. A.	221,562.00	REAL PROPERTY VALUATIONS		Cash Dec. 31, 1984	655,510.16
Employee Fringe Benefits	125,537.00	Code Class # of Parcels % VAL'N		Taxes Receivable	35,616.93
Other Statutory Expenditures	1,000.00	1 Vacant Land 64 .47	949,100.00	Tax Title Liens	5,167.12
CETA And Other Public Employment Programs		2 Residential 2733 76.12	153,257,600.00	Foreclosed Property	365,119.00
MUNICIPAL FUNCTIONS TOTAL	3,465,573.45	3 Farm		Emergencies & Other Deferred Charges	11,200.00
CAPITAL IMPROVEMENTS *MEMO*	15,000.00	4a Commercial 97 8.59	17,284,200.00	State and Federal Aid Receivable	17,565.72
DEBT SERVICE		4b Industrial 26 10.77	21,675,400.00	Other Receivables	72,744.76
Principal Payments	75,000.00	4c Apartments 11 4.05	8,162,645.00	Total	1,162,923.69
Interest Payments	50,653.20	Total 2931	201,328,945.00	LIABILITIES, RESERVES, AND SURPLUS	
DEFERRED CHARGES	12,148.75	Land Area 1.30 Sq. Miles		Cash Liabilities	519,040.84
SCHOOL, COUNTY, SPECIAL DISTRICT TAXES	5,039,345.20	Net Valuation Taxable-Municipal	202,731,430	Reserves for Receivables	478,647.81
RESERVE FOR UNCOLLECTED TAXES	117,000.00	Net Valuation Taxable-County	312,862,267	Surplus Dec. 31, 1984	165,235.04
EXPENDITURES TOTAL	8,759,720.60	State Equalized Valuation	329,194,118	Total	1,162,923.69
		State Equalization Ratio	61.42		

0320
Population 1980 17,622
Population 1984 19,377
S & P Rating
Moody Rating A

General Tax Rate Per \$100. 3.76
State Equalized Tax Rate 2.25

MEDFORD TOWNSHIP – BURLINGTON CO.
Form of Government:
Council-Manager Plan E (OMCL 50)
Number of Members on Governing Body – 5

PER CAPITA:
Gross Debt 1,001.14
Net Debt 135.39
Debt Service 24.37
Total Tax Levy 711.44
Municipal Expenditures 264.78

PER CENT:
Gross Debt 3.55
Net Debt .48
Tax Levy Collected 95.66
Tax Levy Cancelled, Abated or Adjusted .41

EXPENDITURES		REVENUES-REALIZED		1984 PROPERTY TAX	
GENERAL GOVERNMENT				STATE EQUALIZED TAX RATE	
Governing Body & Public Boards	12,850.00	1984 Property Taxes Collected	13,173,120.42	Local District School Taxes	.86 5,125,350.00
Municipal Clerk	57,270.00	1984 Payments in Lieu of Taxes		Regional & Consolidated School Tax	.51 3,030,626.43
Financial Administration	74,381.00	Delinquent Tax & Lien Collections	543,503.72	School Taxes in Municipal Budget	
Assessment of Taxes	48,577.00	Business Personalty Replacement Taxes	87,655.92	County Taxes	.57 3,411,711.14
Collection of Taxes	43,125.00	Taxes from Public Utilities	1,341,215.00	County Library Taxes	.03 191,122.31
Planning, Housing & Development	172,326.00	Other Miscellaneous Tax Revenues		Local Municipal Purpose Taxes	.26 1,564,263.52
Human Resources		State Aid Revenues	105,877.69	Veteran & Senior Citizen Taxes	
Elections		Federal Aid Revenues		Total Taxes for Rate Computation	2.23 13,409,773.40
General Administration (other)	374,711.00	State and Local Fiscal Assistance Act Utilized	73,461.32	Special District Taxes	
JUDICIARY		Sale of Acquired Property		Bank Corp. Taxes	16,777.58
Municipal Courts	50,684.00	Other Miscellaneous Revenues		Added and Omitted Taxes	445,763.55
PUBLIC SAFETY		Total	16,543,687.19	Total Taxes Levied - ABSTRACT	13,785,614.53
Fire Protection	68,738.00	Prior Years Surplus Appropriated	1,025,000.00	Total Taxes Billed	13,770,113.93
Police Protection	1,097,159.00	REVENUES TOTAL	17,568,687.19	1984 TAXES COLLECTED	13,173,120.42
Civil Defense & Disaster Control	7,200.00	Reserve For Uncollected Taxes	800,714.03	1984 Taxes Cancelled, Abated or Adjusted	56,761.78
Environmental Inspection & Control	101,986.00	CAPITAL OUTLAY TOTAL	3,332,424.00	Transfer to Tax Title Liens or Foreclosed	34,316.21
Other Public Safety				Balance Outstanding Dec. 31, 1984	505,915.52
PUBLIC WORKS				PRIOR YEARS TAXES OUTSTANDING	
Streets and Drainage	439,289.00	Public Enterprises	3,001,621.34	Balance January 1, 1984	514,350.67
Sewers and Sewage Processing	413,791.00	Recreation—Culture	6,979.50	Collected in 1984	489,582.45
Garbage and Trash Disposal	22,520.00	Public Works	264,039.08	Cancelled, Abated or Adjusted 1984	775.30
Public Buildings and Grounds	114,038.00	Buildings and Grounds	57,015.24	Transfers to Tax Title Liens or Foreclosed	21,849.71
Other Public Works	61,976.00	Library and Education	2,768.84	Balance December 31, 1984	2,143.21
HEALTH and WELFARE		Conservation		TAX TITLE LIENS OUTSTANDING	
Health Services Except Environmental		All Other		Balance January 1, 1984	64,442.67
Welfare-Public Assistance	1,000.00	CAPITAL DEBT AUTHORIZED, DECEMBER 31, 1984		Transfer From Taxes	60,356.79
Hospitals, Clinics, First Aid		ISSUED AND UNISSUED		Redeemed in 1984	53,921.27
Animal, Insect, & Rodent Control	40,400.00	School	5,625,424	Cancelled, Abated or Adjusted (1984)	6,728.49
Other Welfare Services	3,200.00	Self-liquidating	11,150,170	Transfers to Foreclosed Property	
RECREATION and CONSERVATION		Other	2,623,500	Balance December 31, 1984	64,149.70
Beaches and Boardwalks		Total	19,399,094	PROPERTY ACQUIRED BY DEED OR FORECLOSURE	
Parks, Playgrounds, Shade Trees	84,264.00	ISSUED AND OUTSTANDING		Balance January 1, 1984	43,000.00
Land Reclamation & Conservation	1,350.00	School	5,519,077.23	Transfers From Taxes or Liens	
Other Recreational Services	128,310.00	Self-Liquidating	9,637,920.00	Sale for Cash (1984)	
EDUCATION (excluding schools)		Other	2,623,500.00	*Cancelled, Abated or Adjusted (1984)	
Libraries	5,000.00	Total	17,780,497.23	Balance December 31, 1984	43,000.00
Other Educational Services	500.00	EQUALIZED VALUATION BASIS		CURRENT FINANCES DECEMBER 31, 1984	
STATUTORY EXPENDITURES		FOR NET DEBT COMPUTATION	546,091,518	ASSETS	
Pensions & F. I. C. A.	280,586.46	REAL PROPERTY VALUATIONS		Cash Dec. 31, 1984	6,290,850.46
Employee Fringe Benefits	116,700.00	Code Class # of Parcels % VAL'N		Taxes Receivable	508,058.73
Other Statutory Expenditures	500.00	1 Vacant Land 1140 4.92		Tax Title Liens	64,149.70
CETA And Other Public Employment Programs		2 Residential 5012 80.55		Foreclosed Property	43,000.00
MUNICIPAL FUNCTIONS	3,822,431.46	3 Farm 302 1.98		Emergencies & Other Deferred Charges	132,780.00
CAPITAL IMPROVEMENTS	25,000.00	4a Commercial 190 9.03		State and Federal Aid Receivable	25,588.04
DEBT SERVICE		4b Industrial 8 .52		Other Receivables	6,410.52
Principal Payments	344,000.00	4c Apartments 5 3.00		Total	7,070,837.45
Interest Payments	128,167.98	Total 6657		LIABILITIES, RESERVES, AND SURPLUS	
DEFERRED CHARGES	35,280.00	Land Area 40.29 Sq. Miles		Cash Liabilities	3,877,996.57
SCHOOL, COUNTY, SPECIAL DISTRICT TAXES	11,758,809.88	Net Valuation Taxable-Municipal	354,559,611	Reserves for Receivables	621,618.95
RESERVE FOR UNCOLLECTED TAXES	800,714.03	Net Valuation Taxable-County	571,862,415	Surplus Dec. 31, 1984	2,571,221.93
EXPENDITURES	16,889,403.35	State Equalized Valuation	590,538,843	Total	7,070,837.45
		State Equalization Ratio	59.74		

0321
Population 1980 4,958
Population 1984 4,964
S & P Rating
Moody Rating A1

General Tax Rate Per \$100. 2.39
State Equalized Tax Rate 2.40

MEDFORD LAKES BORO. - BURLINGTON CO.
Form of Government:
Council-Manager (1923)
Number of Members on Governing Body - 3

PER CAPITA:
Gross Debt 522.94
Net Debt 255.20
Debt Service 15.38
Total Tax Levy 621.84
Municipal Expenditures 253.82

PER CENT:
Gross Debt 2.12
Net Debt 1.03
Tax Levy Collected 97.59
Tax Levy Cancelled, Abated or Adjusted .02

EXPENDITURES		REVENUES-REALIZED		1984 PROPERTY TAX	
GENERAL GOVERNMENT				STATE EQUALIZED TAX RATE	
Governing Body & Public Boards		1984 Property Taxes Collected	3,009,597.30	Local District School Taxes .79	1,009,073.07
Municipal Clerk		1984 Payments in Lieu of Taxes		Regional & Consolidated School Tax .63	805,797.46
Financial Administration	8,700.00	Delinquent Tax & Lien Collections	68,274.34	School Taxes in Municipal Budget	
Assessment of Taxes	10,955.75	Business Personalty Replacement Taxes	6,492.84	County Taxes .58	738,446.64
Collection of Taxes	1,800.00	Taxes from Public Utilities	235,192.00	County Library Taxes .03	41,163.84
Planning, Housing & Development	10,656.15	Other Miscellaneous Tax Revenues		Local Municipal Purpose Taxes .38	485,440.16
Human Resources		State Aid Revenues	51,396.48	Veteran & Senior Citizen Taxes	31,500.00
Elections		Federal Aid Revenues		Total Taxes for Rate Computation 2.41	3,111,421.17
General Administration (other)	199,416.50	State and Local Fiscal Assistance Act Utilized	24,417.28	Special District Taxes	
JUDICIARY		Sale of Acquired Property		Bank Corp. Taxes	3,841.27
Municipal Courts	19,925.00	Other Miscellaneous Revenues	240,057.97	Added and Omitted Taxes	3,035.03
PUBLIC SAFETY		Total	3,635,428.21	Total Taxes Levied - ABSTRACT	3,086,797.47
Fire Protection	14,541.00	Prior Years Surplus Appropriated	251,463.58	Total Taxes Billed	3,084,001.91
Police Protection	271,600.00	REVENUES TOTAL	3,886,991.79	1984 TAXES COLLECTED	3,009,597.30
Civil Defense & Disaster Control	500.00	Reserve For Uncollected Taxes	123,180.53	1984 Taxes Cancelled, Abated or Adjusted	618.74
Environmental Inspection & Control	10,271.95	CAPITAL OUTLAY TOTAL	444,043.43	Transfer to Tax Title Liens or Foreclosed	2,260.00
Other Public Safety				Balance Outstanding Dec. 31, 1984	71,525.87
PUBLIC WORKS				PRIOR YEARS TAXES OUTSTANDING	
Streets and Drainage	212,730.49	Public Enterprises	101,303.80	Balance January 1, 1984	67,212.76
Sewers and Sewage Processing		Recreation—Culture		Collected in 1984	65,781.77
Garbage and Trash Disposal	120,208.48	Public Works	337,545.60	Cancelled, Abated or Adjusted 1984	2.45
Public Buildings and Grounds	10,450.00	Buildings and Grounds	5,194.03	Transfers to Tax Title Liens or Foreclosed	
Other Public Works	33,500.00	Library and Education		Balance December 31, 1984	1,428.54
HEALTH and WELFARE		Conservation		TAX TITLE LIENS OUTSTANDING	
Health Services Except Environmental	850.00	All Other		Balance January 1, 1984	9,502.69
Welfare-Public Assistance	1,578.15	CAPITAL DEBT AUTHORIZED, DECEMBER 31, 1984		Transfer From Taxes	2,260.00
Hospitals, Clinics, First Aid		ISSUED AND UNISSUED GROSS DEBT NET DEBT		Redeemed in 1984	2,492.57
Animal, Insect, & Rodent Control	10,000.00	School 970,083		Cancelled, Abated or Adjusted (1984)	
Other Welfare Services		Self-liquidating 359,000		Transfers to Foreclosed Property	
RECREATION and CONSERVATION		Other 1,266,800	1,266,800	Balance December 31, 1984	9,270.12
Beaches and Boardwalks		Total 2,595,883	1,266,800	PROPERTY ACQUIRED BY DEED OR FORECLOSURE	
Parks, Playgrounds, Shade Trees		ISSUED AND OUTSTANDING		Balance January 1, 1984	
Land Reclamation & Conservation	300.00	School 788,142.30		Transfers From Taxes or Liens	
Other Recreational Services		Self-Liquidating 359,000.00		Sale for Cash (1984)	
EDUCATION (excluding schools)		Other 1,266,800.00		Cancelled, Abated or Adjusted (1984)	
Libraries		Total 2,413,942.30		Balance December 31, 1984	
Other Educational Services		EQUALIZED VALUATION BASIS FOR NET DEBT COMPUTATION	122,430,552	CURRENT FINANCES DECEMBER 31, 1984	
STATUTORY EXPENDITURES		REAL PROPERTY VALUATIONS		ASSETS	
Pensions & F. I. C. A.	75,900.00	Code Class # of Parcels % VAL'N		Cash Dec. 31, 1984	1,281,548.53
Employee Fringe Benefits	38,500.00	1 Vacant Land 55 .49	632,800.00	Taxes Receivable	72,954.41
Other Statutory Expenditures	2,000.00	2 Residential 1513 97.73	125,421,000.00	Tax Title Liens	9,270.12
CETA And Other Public Employment Programs		3 Farm		Foreclosed Property	
MUNICIPAL FUNCTIONS TOTAL	1,054,383.47	4a Commercial 16 1.78	2,283,400.00	Emergencies & Other Deferred Charges	35,480.00
CAPITAL IMPROVEMENTS *MEMO*	15,000.00	4b Industrial		State and Federal Aid Receivable	
DEBT SERVICE		4c Apartments		Other Receivables	42,231.68
Principal Payments	16,100.00	Total 1584	128,337,200.00	Total	1,441,484.74
Interest Payments	60,261.35	Land Area 1.25 Sq. Miles		LIABILITIES, RESERVES, AND SURPLUS	
DEFERRED CHARGES	6,061.69	Net Valuation Taxable-Municipal	128,964,671	Cash Liabilities	661,252.44
SCHOOL, COUNTY, SPECIAL DISTRICT TAXES	2,594,481.01	Net Valuation Taxable-County	123,167,486	Reserves for Receivables	124,456.21
RESERVE FOR UNCOLLECTED TAXES	123,180.53	State Equalized Valuation	128,351,595	Surplus Dec. 31, 1984	655,776.09
EXPENDITURES TOTAL	3,854,468.05	State Equalization Ratio	100.48	Total	1,441,484.74

1418
 Population 1980 4,899
 Population 1984 5,109
 S & P Rating
 Moody Rating AA
 General Tax Rate Per \$100. 3.72
 State Equalized Tax Rate 2.01

MENDHAM BOROUGH – MORRIS COUNTY
Form of Government:
Borough Council
Number of Members on Governing Body – 6

PER CAPITA:
 Gross Debt 653.18
 Net Debt 265.17
 Debt Service 32.71
 Total Tax Levy 1,078.38
 Municipal Expenditures 371.59
 PER CENT:
 Gross Debt 1.39
 Net Debt .56
 Tax Levy Collected 98.25
 Tax Levy Cancelled, Abated or Adjusted .32

EXPENDITURES		REVENUES-REALIZED		1984 PROPERTY TAX	
GENERAL GOVERNMENT				STATE EQUALIZED TAX RATE	
Governing Body & Public Boards		1984 Property Taxes Collected	5,414,821.63	Local District School Taxes .70	1,896,190.00
Municipal Clerk		1984 Payments in Lieu of Taxes		Regional & Consolidated School Tax .66	1,793,195.09
Financial Administration	36,246.00	Delinquent Tax & Lien Collections	74,496.72	School Taxes in Municipal Budget	
Assessment of Taxes	13,647.00	Business Personalty Replacement Taxes	47,001.72	County Taxes .35	944,102.36
Collection of Taxes	19,649.00	Taxes from Public Utilities	340,884.00	County Library Taxes .01	36,137.77
Planning, Housing & Development	13,320.00	Other Miscellaneous Tax Revenues		Local Municipal Purpose Taxes .29	774,665.31
Human Resources		State Aid Revenues	36,296.37	Veteran & Senior Citizen Taxes	26,800.00
Elections		Federal Aid Revenues		Total Taxes for Rate Computation 2.01	5,471,090.53
General Administration (other)	150,229.00	State and Local Fiscal Assistance Act Utilized	28,759.24	Special District Taxes	
JUDICIARY		Sale of Acquired Property		Bank Corp. Taxes	
Municipal Courts	16,966.00	Other Miscellaneous Revenues	486,136.71	Added and Omitted Taxes	65,132.52
PUBLIC SAFETY		Total	6,428,396.39	Total Taxes Levied - ABSTRACT	5,509,423.05
Fire Protection	20,460.00	Prior Years Surplus Appropriated	575,500.00	Total Taxes Billed	5,511,312.44
Police Protection	481,062.00	REVENUES TOTAL	7,003,896.39	1984 TAXES COLLECTED	5,414,821.63
Civil Defense & Disaster Control	668.00	Reserve For Uncollected Taxes	241,019.69	1984 Taxes Cancelled, Abated or Adjusted	17,611.91
Environmental Inspection & Control	95,665.00	CAPITAL OUTLAY TOTAL	421,846.70	Transfer to Tax Title Liens or Foreclosed	
Other Public Safety		Public Enterprises	11,507.30	Balance Outstanding Dec. 31, 1984	78,878.90
PUBLIC WORKS		Recreation—Culture		PRIOR YEARS TAXES OUTSTANDING	
Streets and Drainage	273,464.98	Public Works	14,037.26	Balance January 1, 1984	86,320.32
Sewers and Sewage Processing		Buildings and Grounds	396,302.14	Collected in 1984	74,496.72
Garbage and Trash Disposal		Library and Education		Cancelled, Abated or Adjusted 1984	
Public Buildings and Grounds	62,075.00	Conservation		Transfers to Tax Title Liens or Foreclosed	
Other Public Works	50,200.00	All Other		Balance December 31, 1984	11,823.60
HEALTH and WELFARE				TAX TITLE LIENS OUTSTANDING	
Health Services Except Environmental	14,435.00	CAPITAL DEBT AUTHORIZED, DECEMBER 31, 1984		Balance January 1, 1984	
Welfare-Public Assistance	1,935.00	ISSUED AND UNISSUED		Transfer From Taxes	
Hospitals, Clinics, First Aid		SCHOOL GROSS DEBT	986,072	Redeemed in 1984	
Animal, Insect, & Rodent Control	2,000.00	Self-liquidating	1,069,000	Cancelled, Abated or Adjusted (1984)	
Other Welfare Services		Other	1,282,000	Transfers to Foreclosed Property	
RECREATION and CONSERVATION		Total	3,337,072	Balance December 31, 1984	
Beaches and Boardwalks		ISSUED AND OUTSTANDING		PROPERTY ACQUIRED BY DEED OR	
Parks, Playgrounds, Shade Trees	48,112.00	School	986,072.63	FORECLOSURE	
Land Reclamation & Conservation	185.00	Self-Liquidating	1,069,000.00	Balance January 1, 1984	2,900.00
Other Recreational Services	14,900.00	Other	1,282,000.00	Transfers From Taxes or Liens	
EDUCATION (excluding schools)		Total	3,337,072.68	Sale for Cash (1984)	
Libraries	8,500.00	EQUALIZED VALUATION BASIS		Cancelled, Abated or Adjusted (1984)	
Other Educational Services		FOR NET DEBT COMPUTATION	240,518,454	Balance December 31, 1984	2,900.00
STATUTORY EXPENDITURES		REAL PROPERTY VALUATIONS		CURRENT FINANCES DECEMBER 31, 1984	
Pensions & F. I. C. A.	112,000.00	Code Class # of Parcels % VAL'N		ASSETS	
Employee Fringe Benefits	36,000.00	1 Vacant Land 142 3.71	5,366,800.00	Cash Dec. 31, 1984	1,091,634.80
Other Statutory Expenditures	500.00	2 Residential 1428 86.00	124,516,600.00	Taxes Receivable	90,702.50
CETA And Other Public Employment Programs		3 Farm 70 3.07	4,446,500.00	Tax Title Liens	
MUNICIPAL FUNCTIONS TOTAL	1,472,218.98	4a Commercial 43 6.87	9,952,000.00	Foreclosed Property	2,900.00
CAPITAL IMPROVEMENTS *MEMO*	100,000.00	4b Industrial		Emergencies & Other Deferred Charges	24,400.00
DEBT SERVICE		4c Apartments 4 .34	498,200.00	State and Federal Aid Receivable	1,802.50
Principal Payments	52,500.00	Total 1687	144,780,100.00	Other Receivables	2,560.00
Interest Payments	114,602.76	Land Area 6.00 Sq. Miles		Total	1,213,999.80
DEFERRED CHARGES	18,100.00	Net Valuation Taxable-Municipal	146,402,686	LIABILITIES, RESERVES, AND SURPLUS	
SCHOOL, COUNTY, SPECIAL DISTRICT TAXES	4,669,625.22	Net Valuation Taxable-County	258,692,830	Cash Liabilities	286,655.32
RESERVE FOR UNCOLLECTED TAXES	241,019.69	State Equalized Valuation	269,585,014	Reserves for Receivables	96,162.50
EXPENDITURES TOTAL	6,568,066.65	State Equalization Ratio	54.03	Surplus Dec. 31, 1984	831,181.98
				Total	1,213,999.80

General Tax Rate Per \$100.	4.35
State Equalized Tax Rate	2.12

MENDHAM TOWNSHIP – MORRIS COUNTY

Form of Government:
Township Committee

Number of Members on Governing Body – 5

PER CAPITA:		PER CENT:	
Gross Debt	828.06	Gross Debt	1.33
Net Debt	500.34	Net Debt	.81
Debt Service	59.96	Tax Levy Collected	96.41
Total Tax Levy	1,466.31	Tax Levy Cancelled, Abated	
Municipal Expenditures	588.55	or Adjusted	.14

EXPENDITURES		REVENUES-REALIZED		1984 PROPERTY TAX	
GENERAL GOVERNMENT				STATE EQUALIZED TAX RATE	
Governing Body & Public Boards				Local District School Taxes	.61
Municipal Clerk				Regional & Consolidated School Tax	.71
Financial Administration	14,000.00	1984 Property Taxes Collected		School Taxes in Municipal Budget	
Assessment of Taxes	12,063.00	1984 Payments in Lieu of Taxes		County Taxes	.36
Collection of Taxes	29,925.00	Delinquent Tax & Lien Collections		County Library Taxes	.01
Planning, Housing & Development	29,647.00	Business Personalty Replacement Taxes		Local Municipal Purpose Taxes	.42
Human Resources	1,500.00	Taxes from Public Utilities		Veteran & Senior Citizen Taxes	
Elections		Other Miscellaneous Tax Revenues		Total Taxes for Rate Computation	2.11
General Administration (other)	437,680.70	State Aid Revenues		Special District Taxes	
JUDICIARY		Federal Aid Revenues		Bank Corp. Taxes	2,782.77
Municipal Courts	16,916.00	State and Local Fiscal Assistance Act Utilized		Added and Omitted Taxes	140,290.78
PUBLIC SAFETY		Sale of Acquired Property		Total Taxes Levied - ABSTRACT	6,668,762.83
Fire Protection	63,863.00	Other Miscellaneous Revenues		Total Taxes Billed	6,678,865.17
Police Protection	452,769.00			1984 TAXES COLLECTED	6,439,039.83
Civil Defense & Disaster Control	50.00			1984 Taxes Cancelled, Abated or Adjusted	9,437.37
Environmental Inspection & Control	25,453.00			Transfer to Tax Title Liens or Foreclosed	2,740.50
Other Public Safety				Balance Outstanding Dec. 31, 1984	227,647.47
PUBLIC WORKS		CAPITAL OUTLAY		PRIOR YEARS TAXES OUTSTANDING	
Streets and Drainage	458,863.36	TOTAL		Balance January 1, 1984	198,264.68
Sewers and Sewage Processing				Collected in 1984	195,750.38
Garbage and Trash Disposal	18,740.00			Cancelled, Abated or Adjusted 1984	
Public Buildings and Grounds	82,455.00			Transfers to Tax Title Liens or Foreclosed	
Other Public Works	15,000.00			Balance December 31, 1984	2,514.30
HEALTH and WELFARE				TAX TITLE LIENS OUTSTANDING	
Health Services Except Environmental	23,836.00			Balance January 1, 1984	42,799.13
Welfare-Public Assistance	1,100.00			Transfer From Taxes	2,740.50
Hospitals, Clinics, First Aid				Redeemed in 1984	15,402.26
Animal, Insect, & Rodent Control	2,765.00			Cancelled, Abated or Adjusted (1984)	
Other Welfare Services				Transfers to Foreclosed Property	
RECREATION and CONSERVATION				Balance December 31, 1984	30,137.37
Beaches and Boardwalks				PROPERTY ACQUIRED BY DEED OR FORECLOSURE	
Parks, Playgrounds, Shade Trees	300.00			Balance January 1, 1984	
Land Reclamation & Conservation	16,700.00			Transfers From Taxes or Liens	
Other Recreational Services				Sale for Cash (1984)	
EDUCATION (excluding schools)				Cancelled, Abated or Adjusted (1984)	
Libraries	17,500.00			Balance December 31, 1984	
Other Educational Services	150.00			CURRENT FINANCES DECEMBER 31, 1984	
STATUTORY EXPENDITURES				ASSETS	
Pensions & F. I. C. A.	138,751.68			Cash Dec. 31, 1984	1,110,043.87
Employee Fringe Benefits	37,700.00			Taxes Receivable	230,161.77
Other Statutory Expenditures	2,000.00			Tax Title Liens	30,137.37
CETA And Other Public Employment Programs				Foreclosed Property	
MUNICIPAL FUNCTIONS				Emergencies & Other Deferred Charges	114,823.12
CAPITAL IMPROVEMENTS	*MEMO*			State and Federal Aid Receivable	
DEBT SERVICE				Other Receivables	61,304.34
Principal Payments	145,000.00			Total	1,546,470.47
Interest Payments	127,697.48			LIABILITIES, RESERVES, AND SURPLUS	
DEFERRED CHARGES	83,123.31			Cash Liabilities	460,040.86
SCHOOL, COUNTY, SPECIAL DISTRICT TAXES	5,236,915.03			Reserves for Receivables	321,603.48
RESERVE FOR UNCOLLECTED TAXES	421,166.27			Surplus Dec. 31, 1984	764,826.13
EXPENDITURES	7,913,629.83			Total	1,546,470.47

0424
 Population 1980 **3,972**
 Population 1984 **3,982**
 S & P Rating
 Moody Rating **BAA1**

General Tax Rate Per \$100.

2.96
 State Equalized Tax Rate
 3.26

MERCHANTVILLE BOROUGH – CAMDEN CO.

Form of Government:

Borough Council

Number of Members on Governing Body – 6

PER CAPITA:

Gross Debt **225.91**
 Net Debt **121.11**
 Debt Service **25.28**
 Total Tax Levy **753.56**
 Municipal Expenditures **399.40**

PER CENT:

Gross Debt **1.21**
 Net Debt **.65**
 Tax Levy Collected **97.02**
 Tax Levy Cancelled, Abated or Adjusted **.98**

EXPENDITURES		REVENUES-REALIZED		1984 PROPERTY TAX	
GENERAL GOVERNMENT				STATE EQUALIZED TAX RATE	
Governing Body & Public Boards		1984 Property Taxes Collected	2,902,650.14	Local District School Taxes 1.37	1,252,395.50
Municipal Clerk		1984 Payments in Lieu of Taxes		Regional & Consolidated School Tax	
Financial Administration	18,550.00	Delinquent Tax & Lien Collections	62,348.20	School Taxes in Municipal Budget	
Assessment of Taxes	4,195.00	Business Personalty Replacement Taxes	29,519.12	County Taxes 1.10	1,000,725.00
Collection of Taxes	12,695.00	Taxes from Public Utilities	320,331.00	County Library Taxes .03	22,871.00
Planning, Housing & Development	8,940.00	Other Miscellaneous Tax Revenues		Local Municipal Purpose Taxes .77	703,100.00
Human Resources		State Aid Revenues	53,260.35	Veteran & Senior Citizen Taxes	39,400.00
Elections	4,100.00	Federal Aid Revenues		Total Taxes for Rate Computation 3.27	3,018,491.50
General Administration (other)	152,270.00	State and Local Fiscal Assistance Act Utilized	16,490.00	Special District Taxes	
JUDICIARY		Sale of Acquired Property		Bank Corp. Taxes	10,256.85
Municipal Courts	8,795.00	Other Miscellaneous Revenues	348,713.42	Added and Omitted Taxes	11,346.95
PUBLIC SAFETY		Total	3,733,312.23	Total Taxes Levied - ABSTRACT	3,000,695.30
Fire Protection	50,440.00	Prior Years Surplus Appropriated	124,000.00	Total Taxes Billed	2,991,905.93
Police Protection	422,054.58	REVENUES TOTAL	3,857,312.23	1984 TAXES COLLECTED	2,902,650.14
Civil Defense & Disaster Control	240.00	Reserve For Uncollected Taxes	79,762.00	1984 Taxes Cancelled, Abated or Adjusted	29,365.28
Environmental Inspection & Control	250.00	CAPITAL OUTLAY TOTAL	17,186.72	Transfer to Tax Title Liens or Foreclosed	7,772.64
Other Public Safety		Public Enterprises		Balance Outstanding Dec. 31, 1984	52,117.87
PUBLIC WORKS		Recreation—Culture		PRIOR YEARS TAXES OUTSTANDING	
Streets and Drainage	65,660.00	Public Works	4,451.72	Balance January 1, 1984	59,257.53
Sewers and Sewage Processing	203,580.00	Buildings and Grounds	12,735.00	Collected in 1984	51,871.49
Garbage and Trash Disposal	208,860.00	Library and Education		Cancelled, Abated or Adjusted 1984	
Public Buildings and Grounds	29,720.00	Conservation		Transfers to Tax Title Liens or Foreclosed	5,069.31
Other Public Works		All Other		Balance December 31, 1984	2,316.73
HEALTH and WELFARE		CAPITAL DEBT AUTHORIZED, DECEMBER 31, 1984		TAX TITLE LIENS OUTSTANDING	
Health Services Except Environmental	1,000.00	ISSUED AND UNISSUED		Balance January 1, 1984	16,550.83
Welfare-Public Assistance	5,000.00	School		Transfer From Taxes	13,682.87
Hospitals, Clinics, First Aid		Self-liquidating	117,305	Redeemed in 1984	10,476.71
Animal, Insect, & Rodent Control		Other	782,258	Cancelled, Abated or Adjusted (1984)	
Other Welfare Services		Total	899,564	Transfers to Foreclosed Property	
RECREATION and CONSERVATION		ISSUED AND OUTSTANDING		Balance December 31, 1984	19,756.99
Beaches and Boardwalks		School		PROPERTY ACQUIRED BY DEED OR FORECLOSURE	
Parks, Playgrounds, Shade Trees	17,360.00	Self-Liquidating	117,305.40	Balance January 1, 1984	350.00
Land Reclamation & Conservation		Other	413,200.00	Transfers From Taxes or Liens	
Other Recreational Services	10,325.00	Total	530,505.40	Sale for Cash (1984)	
EDUCATION (excluding schools)		EQUALIZED VALUATION BASIS		Cancelled, Abated or Adjusted (1984)	
Libraries		FOR NET DEBT COMPUTATION	74,378,415	Balance December 31, 1984	350.00
Other Educational Services	150.00	REAL PROPERTY VALUATIONS		CURRENT FINANCES DECEMBER 31, 1984	
STATUTORY EXPENDITURES		Code Class # of Parcels % VAL'N		ASSETS	
Pensions & F. I. C. A.	116,605.42	1 Vacant Land 65 .66	594,900.00	Cash Dec. 31, 1984	347,667.49
Employee Fringe Benefits	40,600.00	2 Residential 1054 80.44	72,466,100.00	Taxes Receivable	54,434.60
Other Statutory Expenditures	4,100.00	3 Farm		Tax Title Liens	19,756.99
CETA And Other Public Employment Programs		4a Commercial 96 12.38	11,154,400.00	Foreclosed Property	350.00
MUNICIPAL FUNCTIONS TOTAL	1,385,490.00	4b Industrial		Emergencies & Other Deferred Charges	31,200.00
CAPITAL IMPROVEMENTS *MEMO*	15,000.00	4c Apartments 20 6.52	5,870,800.00	State and Federal Aid Receivable	
DEBT SERVICE		Total 12.35	90,086,200.00	Other Receivables	29,079.83
Principal Payments	41,729.93	Land Area .61 Sq. Miles		Total	482,488.91
Interest Payments	58,933.02	Net Valuation Taxable-Municipal	100,626,572	LIABILITIES, RESERVES, AND SURPLUS	
DEFERRED CHARGES	24,485.00	Net Valuation Taxable-County	84,534,125	Cash Liabilities	221,920.07
SCHOOL, COUNTY, SPECIAL DISTRICT TAXES	2,275,991.50	State Equalized Valuation	92,290,398	Reserves for Receivables	103,621.42
RESERVE FOR UNCOLLECTED TAXES	79,762.00	State Equalization Ratio	110.20	Surplus Dec. 31, 1984	156,947.42
EXPENDITURES TOTAL	3,866,391.50			Total	482,488.91

1210
 Population 1980 **13,762**
 Population 1984 **13,314**
 S & P Rating **A**
 Moody Rating **AAA**

General Tax Rate Per \$100.
2.76
 State Equalized Tax Rate
2.78

METUCHEN BOROUGH – MIDDLESEX CO.
Form of Government:
Borough Council
Number of Members on Governing Body – 6

PER CAPITA:
 Gross Debt **436.92**
 Net Debt **366.12**
 Debt Service **51.02**
 Totl Tax Levy **929.53**
 Municipal Expenditures **402.74**
 PER CENT:
 Gross Debt **1.43**
 Net Debt **1.20**
 Tax Levy Collected **97.17**
 Tax Levy Cancelled, Abated or Adjusted **.47**

EXPENDITURES		REVENUES-REALIZED		1984 PROPERTY TAX	
GENERAL GOVERNMENT		1984 Property Taxes Collected		STATE EQUALIZED TAX RATE	
Governing Body & Public Boards			12,023,818.92	Local District School Taxes	1.53
Municipal Clerk				Regional & Consolidated School Tax	
Financial Administration	11,450.00	1984 Payments in Lieu of Taxes		School Taxes in Municipal Budget	
Assessment of Taxes	18,950.00	Delinquent Tax & Lien Collections	300,330.24	County Taxes	.61
Collection of Taxes	68,509.00	Business Personalty Replacement Taxes	296,771.16	County Library Taxes	
Planning, Housing & Development	13,400.00	Taxes from Public Utilities	921,279.00	Local Municipal Purpose Taxes	.64
Human Resources	16,000.00	Other Miscellaneous Tax Revenues		Veteran & Senior Citizen Taxes	
Elections	7,000.00	State Aid Revenues	175,464.51	Total Taxes for Rate Computation	2.78
General Administration (other)	356,936.00	Federal Aid Revenues		Special District Taxes	
JUDICIARY		State and Local Fiscal Assistance Act Utilized	86,518.00	Bank Corp. Taxes	20,162.30
Municipal Courts	49,297.00	Sale of Acquired Property		Added and Omitted Taxes	50,107.77
PUBLIC SAFETY		Other Miscellaneous Revenues	739,983.71	Total Taxes Levied - ABSTRACT	12,375,766.10
Fire Protection	165,925.00	Total	14,544,165.54	Total Taxes Billed	12,374,196.91
Police Protection	1,239,813.67	Prior Years Surplus Appropriated	75,000.00	1984 TAXES COLLECTED	12,023,818.92
Civil Defense & Disaster Control	3,950.00	REVENUES	14,619,165.54	1984 Taxes Cancelled, Abated or Adjusted	57,788.88
Environmental Inspection & Control	30,350.00	Reserve For Uncollected Taxes	385,000.00	Transfer to Tax Title Liens or Foreclosed	12,730.28
Other Public Safety		CAPITAL OUTLAY	678,292.39	Balance Outstanding Dec. 31, 1984	279,858.83
PUBLIC WORKS		TOTAL		PRIOR YEARS TAXES OUTSTANDING	
Streets and Drainage	431,345.00	Public Enterprises	2,244.50	Balance January 1, 1984	347,972.70
Sewers and Sewage Processing	459,791.00	Recreation—Culture		Collected in 1984	290,639.37
Garbage and Trash Disposal	346,939.00	Public Works	307,128.64	Cancelled, Abated or Adjusted 1984	54,345.08
Public Buildings and Grounds	110,647.00	Buildings and Grounds	368,919.25	Transfers to Tax Title Liens or Foreclosed	2,245.21
Other Public Works		Library and Education		Balance December 31, 1984	743.04
HEALTH and WELFARE		Conservation		TAX TITLE LIENS OUTSTANDING	
Health Services Except Environmental	43,608.00	All Other		Balance January 1, 1984	45,923.85
Welfare-Public Assistance	29,960.00	CAPITAL DEBT AUTHORIZED, DECEMBER 31, 1984		Transfer From Taxes	15,217.56
Hospitals, Clinics, First Aid		ISSUED AND UNISSUED	GROSS DEBT	Redeemed in 1984	9,690.87
Animal, Insect, & Rodent Control		School	355,000	Cancelled, Abated or Adjusted (1984)	
Other Welfare Services		Self-liquidating	521,000	Transfers to Foreclosed Property	
RECREATION and CONSERVATION		Other	4,941,124	Balance December 31, 1984	51,450.54
Beaches and Boardwalks		Total	5,817,124	PROPERTY ACQUIRED BY DEED OR FORECLOSURE	
Parks, Playgrounds, Shade Trees	100,360.00	ISSUED AND OUTSTANDING		Balance January 1, 1984	15,800.00
Land Reclamation & Conservation	3,803.50	School	355,000.00	Transfers From Taxes or Liens	
Other Recreational Services	55,186.00	Self-Liquidating	521,000.00	Sale for Cash (1984)	
EDUCATION (excluding schools)		Other	4,428,000.00	Cancelled, Abated or Adjusted (1984)	
Libraries	178,568.00	Total	5,304,000.00	Balance December 31, 1984	15,800.00
Other Educational Services		EQUALIZED VALUATION BASIS		CURRENT FINANCES DECEMBER 31, 1984	
STATUTORY EXPENDITURES		FOR NET DEBT COMPUTATION	405,604,127	ASSETS	
Pensions & F. I. C. A.	358,779.96	REAL PROPERTY VALUATIONS		Cash Dec. 31, 1984	572,276.58
Employee Fringe Benefits	162,700.00	Code Class # of Parcels % VAL'N	ASSESSED VALUATION	Taxes Receivable	280,601.87
Other Statutory Expenditures		1 Vacant Land 169 1.38	5,965,400.00	Tax Title Liens	51,450.54
CETA And Other Public Employment Programs		2 Residential 4175 79.13	342,783,600.00	Foreclosed Property	15,800.00
MUNICIPAL FUNCTIONS		3 Farm		Emergencies & Other Deferred Charges	75,720.00
CAPITAL IMPROVEMENTS	4,263,268.13	4a Commercial 237 10.37	44,927,100.00	State and Federal Aid Receivable	
DEBT SERVICE		4b Industrial 58 6.74	29,216,200.00	Other Receivables	10,907.20
Principal Payments	374,000.00	4c Apartments 21 2.38	10,316,700.00	Total	1,006,756.19
Interest Payments	305,296.75	Total 4660	433,209,000.00	LIABILITIES, RESERVES, AND SURPLUS	
DEFERRED CHARGES	34,543.61	Land Area 2.75 Sq. Miles		Cash Liabilities	352,459.38
SCHOOL, COUNTY, SPECIAL DISTRICT TAXES	9,483,837.16	Net Valuation Taxable-Municipal	446,524,969	Reserves for Receivables	358,759.61
RESERVE FOR UNCOLLECTED TAXES	385,000.00	Net Valuation Taxable-County	452,091,232	Surplus Dec. 31, 1984	295,537.20
EXPENDITURES		State Equalized Valuation	443,711,322	Total	1,006,756.19
TOTAL	14,845,945.65	State Equalization Ratio	100.78		

0506
Population 1980 11,373
Population 1984 12,517
S & P Rating
Moody Rating

General Tax Rate Per \$100.
3.38
State Equalized Tax Rate
2.16

MIDDLE TOWNSHIP - CAPE MAY COUNTY

Form of Government:
Township Committee
Number of Members on Governing Body - 3

PER CAPITA:
Gross Debt 166.25
Net Debt 56.24
Debt Service 5.15
Total Tax Levy 617.77
Municipal Expenditures 300.55
PER CENT:
Gross Debt .68
Net Debt .23
Tax Levy Collected 90.14
Tax Levy Cancelled, Abated or Adjusted .20

EXPENDITURES		REVENUES-REALIZED		1984 PROPERTY TAX	
GENERAL GOVERNMENT				STATE EQUALIZED TAX RATE → 1.40	
Governing Body & Public Boards		1984 Property Taxes Collected	6,956,281.65	Local District School Taxes	4,759,543.00
Municipal Clerk		1984 Payments in Lieu of Taxes		Regional & Consolidated School Tax	
Financial Administration	114,800.00	Delinquent Tax & Lien Collections	630,043.42	School Taxes in Municipal Budget	
Assessment of Taxes	62,600.00	Business Personalty Replacement Taxes	96,298.76	County Taxes	1,289,017.12
Collection of Taxes	127,900.00	Taxes from Public Utilities	1,981,075.00	County Library Taxes	79,207.53
Planning, Housing & Development	35,000.00	Other Miscellaneous Tax Revenues	74,375.00	Local Municipal Purpose Taxes	1,232,770.52
Human Resources		State Aid Revenues	94,270.42	Veteran & Senior Citizen Taxes	186,050.00
Elections	800.00	Federal Aid Revenues		Total Taxes for Rate Computation	7,546,588.17
General Administration (other)	487,000.00	State and Local Fiscal Assistance Act Utilized	45,321.97	Special District Taxes	265,421.00
JUDICIARY		Sale of Acquired Property		Bank Corp. Taxes	19,044.54
Municipal Courts	80,500.00	Other Miscellaneous Revenues	596,187.17	Added and Omitted Taxes	87,647.22
PUBLIC SAFETY		Total	10,473,853.39	Total Taxes Levied - ABSTRACT	7,732,650.93
Fire Protection	2,100.00	Prior Years Surplus Appropriated	450,000.00	Total Taxes Billed	7,717,444.36
Police Protection	229,147.97	REVENUES TOTAL	10,923,853.39	1984 TAXES COLLECTED	6,956,281.65
Civil Defense & Disaster Control	5,300.00	Reserve For Uncollected Taxes	766,731.35	1984 Taxes Cancelled, Abated or Adjusted	15,097.66
Environmental Inspection & Control	73,300.00			Transfer to Tax Title Liens or Foreclosed	43,820.56
Other Public Safety				Balance Outstanding Dec. 31, 1984	702,244.49
PUBLIC WORKS		CAPITAL OUTLAY TOTAL	12,504.03	PRIOR YEARS TAXES OUTSTANDING	
Streets and Drainage	524,800.00	Public Enterprises		Balance January 1, 1984	636,836.36
Sewers and Sewage Processing	91,471.94	Recreation—Culture		Collected in 1984	582,670.68
Garbage and Trash Disposal	214,928.06	Public Works	12,504.03	Cancelled, Abated or Adjusted 1984	9,708.57
Public Buildings and Grounds	70,000.00	Buildings and Grounds		Transfers to Tax Title Liens or Foreclosed	27,586.83
Other Public Works	112,000.00	Library and Education		Balance December 31, 1984	16,870.28
HEALTH and WELFARE		Conservation		TAX TITLE LIENS OUTSTANDING	
Health Services Except Environmental	4,500.00	All Other		Balance January 1, 1984	99,577.80
Welfare-Public Assistance	10,350.00			Transfer From Taxes	76,342.64
Hospitals, Clinics, First Aid	1,000.00	CAPITAL DEBT AUTHORIZED, DECEMBER 31, 1984		Redeemed in 1984	47,372.74
Animal, Insect, & Rodent Control	39,880.00	ISSUED AND UNISSUED		Cancelled, Abated or Adjusted (1984)	8,544.01
Other Welfare Services		SCHOOL	1,377,000	Transfers to Foreclosed Property	
RECREATION and CONSERVATION		Self-liquidating		Balance December 31, 1984	120,003.69
Beaches and Boardwalks		Other	704,000	PROPERTY ACQUIRED BY DEED OR	
Parks, Playgrounds, Shade Trees	25,900.00	Total	2,081,000	FORECLOSURE	
Land Reclamation & Conservation				Balance January 1, 1984	1,667,225.00
Other Recreational Services	96,000.00	ISSUED AND OUTSTANDING		Transfers From Taxes or Liens	
EDUCATION (excluding schools)		SCHOOL	1,377,000.00	Sale for Cash (1984)	27,833.75
Libraries		Self-liquidating		Cancelled, Abated or Adjusted (1984)	
Other Educational Services		Other	704,000.00	Balance December 31, 1984	1,639,391.25
STATUTORY EXPENDITURES		Total	2,081,000.00	CURRENT FINANCES DECEMBER 31, 1984	
Pensions & F. I. C. A.	290,500.00	EQUALIZED VALUATION BASIS		ASSETS	
Employee Fringe Benefits	168,000.00	FOR NET DEBT COMPUTATION	306,185,863	Cash Dec. 31, 1984	2,763,422.80
Other Statutory Expenditures	3,000.00	REAL PROPERTY VALUATIONS		Taxes Receivable	719,114.77
CETA And Other Public Employment Programs		Code Class # of Parcels % VAL'N	ASSESSED VALUATION	Tax Title Liens	120,003.69
MUNICIPAL FUNCTIONS TOTAL	2,870,777.97	1 Vacant Land 5009 10.76	22,870,800.00	Foreclosed Property	1,639,391.25
CAPITAL IMPROVEMENTS *MEMO*		2 Residential 4870 65.84	139,914,850.00	Emergencies & Other Deferred Charges	240,000.00
DEBT SERVICE		3 Farm 208 1.60	3,407,300.00	State and Federal Aid Receivable	
Principal Payments	20,000.00	4a Commercial 335 20.14	42,788,000.00	Other Receivables	53,740.68
Interest Payments	44,435.00	4b Industrial 8 .78	1,660,500.00	Total	5,535,673.19
		4c Apartments 16 .87	1,851,800.00	LIABILITIES, RESERVES, AND SURPLUS	
		Total 10446	212,493,250.00	Cash Liabilities	2,112,620.98
DEFERRED CHARGES	60,000.00	Land Area 74.02 Sq. Miles		Reserves for Receivables	2,532,250.39
SCHOOL, COUNTY, SPECIAL DISTRICT TAXES	6,393,188.65	Net Valuation Taxable-Municipal	217,695,965	Surplus Dec. 31, 1984	890,801.82
RESERVE FOR UNCOLLECTED TAXES	766,731.35	Net Valuation Taxable-County	316,839,841		
EXPENDITURES TOTAL	10,155,132.97	State Equalized Valuation	337,179,519	Total	5,535,673.19
		State Equalization Ratio	64.01		

1211
 Population 1980 **13,480**
 Population 1984 **13,332**
 S & P Rating
 Moody Rating **AAA**

General Tax Rate Per \$100.
5.16
 State Equalized Tax Rate
2.83

MIDDLESEX BOROUGH - MIDDLESEX CO.
Form of Government:
Borough Council
Number of Members on Governing Body - 6

PER CAPITA:
 Gross Debt **524.09**
 Net Debt **379.39**
 Debt Service **63.70**
 Total Tax Levy **791.34**
 Municipal Expenditures **399.28**
 PER CENT:
 Gross Debt **1.98**
 Net Debt **1.43**
 Tax Levy Collected **95.49**
 Tax Levy Cancelled, Abated or Adjusted

EXPENDITURES		REVENUES-REALIZED		1984 PROPERTY TAX	
GENERAL GOVERNMENT				STATE EQUALIZED TAX RATE \rightarrow	
Governing Body & Public Boards		1984 Property Taxes Collected	10,068,721.52	Local District School Taxes 1.55	5,703,821.00
Municipal Clerk		1984 Payments in Lieu of Taxes		Regional & Consolidated School Tax	
Financial Administration	21,000.00	Delinquent Tax & Lien Collections	410,072.73	School Taxes in Municipal Budget	
Assessment of Taxes	44,930.00	Business Personalty Replacement Taxes	259,445.40	County Taxes .64	2,369,276.69
Collection of Taxes	69,246.00	Taxes from Public Utilities	1,024,979.00	County Library Taxes	
Planning, Housing & Development	23,656.00	Other Miscellaneous Tax Revenues	11,547.94	Local Municipal Purpose Taxes .64	2,356,862.11
Human Resources		State Aid Revenues	143,882.92	Veteran & Senior Citizen Taxes	152,200.00
Elections	5,250.00	Federal Aid Revenues		Total Taxes for Rate Computation 2.83	10,582,159.80
General Administration (other)	503,393.95	State and Local Fiscal Assistance Act Utilized	91,404.00	Special District Taxes	
JUDICIARY		Sale of Acquired Property		Bank Corp. Taxes	6,390.29
Municipal Courts	42,485.00	Other Miscellaneous Revenues	549,653.18	Added and Omitted Taxes	113,789.86
PUBLIC SAFETY		Total	12,559,706.69	Total Taxes Levied - ABSTRACT	10,550,139.95
Fire Protection	168,024.94	Prior Years Surplus Appropriated	580,000.00	Total Taxes Billed	10,543,749.66
Police Protection	935,112.00	REVENUES TOTAL	13,139,706.69	1984 TAXES COLLECTED	10,068,721.52
Civil Defense & Disaster Control	8,250.00	Reserve For Uncollected Taxes	464,000.00	1984 Taxes Cancelled, Abated or Adjusted	
Environmental Inspection & Control	42,828.00	CAPITAL OUTLAY TOTAL	209,031.97	Transfer to Tax Title Liens or Foreclosed	
Other Public Safety	500.00			Balance Outstanding Dec. 31, 1984	475,028.14
PUBLIC WORKS				PRIOR YEARS TAXES OUTSTANDING	
Streets and Drainage	499,751.00	Public Enterprises	8,477.83	Balance January 1, 1984	397,260.30
Sewers and Sewage Processing	383,921.00	Recreation—Culture	27,457.92	Collected in 1984	392,403.91
Garbage and Trash Disposal	276,349.00	Public Works	106,971.41	Cancelled, Abated or Adjusted 1984	
Public Buildings and Grounds	30,725.00	Buildings and Grounds	66,124.81	Transfers to Tax Title Liens or Foreclosed	4,856.39
Other Public Works	61,500.00	Library and Education		Balance December 31, 1984	
HEALTH and WELFARE		Conservation		TAX TITLE LIENS OUTSTANDING	
Health Services Except Environmental	45,288.00	All Other		Balance January 1, 1984	65,899.38
Welfare-Public Assistance	6,420.00	CAPITAL DEBT AUTHORIZED, DECEMBER 31, 1984		Transfer From Taxes	4,856.39
Hospitals, Clinics, First Aid		ISSUED AND UNISSUED		Redeemed in 1984	17,668.82
Animal, Insect, & Rodent Control		School	1,878,000	Cancelled, Abated or Adjusted (1984)	
Other Welfare Services		Self-liquidating	165,700	Transfers to Foreclosed Property	
RECREATION and CONSERVATION		Other	4,943,427	Balance December 31, 1984	53,086.95
Beaches and Boardwalks		Total	6,987,127	PROPERTY ACQUIRED BY DEED OR	
Parks, Playgrounds, Shade Trees	105,850.00	ISSUED AND OUTSTANDING		FORECLOSURE	
Land Reclamation & Conservation	3,043.00	School	1,878,000.00	Balance January 1, 1984	30,923.00
Other Recreational Services	90,926.00	Self-Liquidating	165,000.00	Transfers From Taxes or Liens	
EDUCATION (excluding schools)		Other	4,289,000.00	Sale for Cash (1984)	
Libraries	161,280.00	Total	6,332,000.00	Cancelled, Abated or Adjusted (1984)	
Other Educational Services		EQUALIZED VALUATION BASIS		Balance December 31, 1984	30,923.00
STATUTORY EXPENDITURES		FOR NET DEBT COMPUTATION	353,106,536	CURRENT FINANCES DECEMBER 31, 1984	
Pensions & F. I. C. A.	303,102.00	REAL PROPERTY VALUATIONS		ASSETS	
Employee Fringe Benefits	153,000.00	Code Class # of Parcels % VAL'N		Cash Dec. 31, 1984	745,535.20
Other Statutory Expenditures	15,000.00	1 Vacant Land 314 2.48	4,967,700.00	Taxes Receivable	475,028.14
CETA And Other Public Employment Programs		2 Residential 3675 68.54	1,37,457,700.00	Tax Title Liens	53,086.95
MUNICIPAL FUNCTIONS TOTAL	4,000,830.89	3 Farm 3 .10	192,700.00	Foreclosed Property	30,923.00
CAPITAL IMPROVEMENTS *MEMO*	5,000.00	4a Commercial 176 7.84	15,729,400.00	Emergencies & Other Deferred Charges	45,500.00
DEBT SERVICE		4b Industrial 144 18.04	36,183,400.00	State and Federal Aid Receivable	
Principal Payments	565,110.00	4c Apartments 6 3.00	6,008,300.00	Other Receivables	56,821.57
Interest Payments	284,199.85	Total 4318	200,539,200.00	Total	1,406,894.86
DEFERRED CHARGES	9,000.00	Land Area 3.45 Sq. Miles		LIABILITIES, RESERVES, AND SURPLUS	
SCHOOL, COUNTY, SPECIAL DISTRICT TAXES	8,073,097.69	Net Valuation Taxable-Municipal	202,329,277	Cash Liabilities	360,794.51
RESERVE FOR UNCOLLECTED TAXES	464,000.00	Net Valuation Taxable-County	391,268,395	Reserves for Receivables	615,610.78
EXPENDITURES TOTAL	13,396,238.43	State Equalized Valuation	367,213,653	Surplus Dec. 31, 1984	430,489.57
		State Equalization Ratio	54.88	Total	1,406,894.86

1331

Population 1980 62,574
 Population 1984 66,874
 S & P Rating AAA
 Moody Rating AAA

General Tax Rate Per \$100.

6.00

State Equalized Tax Rate

2.31

MIDDLETOWN TWP. – MONMOUTH CO.**Form of Government:****Special Charter (CH 237-1971)****Number of Members on Governing Body – 5****PER CAPITA:**

Gross Debt 621.57
 Net Debt 445.21
 Debt Service 48.51
 Total Tax Levy 722.35
 Municipal Expenditures 296.54

PER CENT:

Gross Debt 2.35
 Net Debt 1.69
 Tax Levy Collected 95.39
 Tax Levy Cancelled, Abated or Adjusted

EXPENDITURES		REVENUES-REALIZED		1984 PROPERTY TAX	
GENERAL GOVERNMENT				STATE EQUALIZED TAX RATE →	
Governing Body & Public Boards	4,380.18	1984 Property Taxes Collected		Local District School Taxes	1.40
Municipal Clerk		46,003,696.62		Regional & Consolidated School Tax	
Financial Administration	129,841.00	1984 Payments in Lieu of Taxes		School Taxes in Municipal Budget	
Assessment of Taxes	185,553.12	Delinquent Tax & Lien Collections		County Taxes	.50
Collection of Taxes	212,976.92	Business Personalty Replacement Taxes		County Library Taxes	
Planning, Housing & Development	140,755.53	Taxes from Public Utilities		Local Municipal Purpose Taxes	.41
Human Resources	2,040.00	Other Miscellaneous Tax Revenues		Veteran & Senior Citizen Taxes	
Elections	14,375.00	State Aid Revenues		Total Taxes for Rate Computation	2.31
General Administration (other)	2,094,346.35	Federal Aid Revenues		Special District Taxes	
JUDICIARY		State and Local Fiscal Assistance Act Utilized		Bank Corp. Taxes	
Municipal Courts	184,990.00	Sale of Acquired Property		Added and Omitted Taxes	
PUBLIC SAFETY		Other Miscellaneous Revenues		Total Taxes Levied - ABSTRACT	
Fire Protection	618,029.00	Total		Total Taxes Billed	
Police Protection	3,827,513.78	56,811,235.93		1984 TAXES COLLECTED	
Civil Defense & Disaster Control	25,227.00	Prior Years Surplus Appropriated		1984 Taxes Cancelled, Abated or Adjusted	
Environmental Inspection & Control	386,508.65	REVENUES TOTAL		Transfer to Tax Title Liens or Foreclosed	
Other Public Safety	1,080.00	2,578,806.00		Balance Outstanding Dec. 31, 1984	
PUBLIC WORKS		CAPITAL OUTLAY TOTAL			
Streets and Drainage	3,224,077.22	4,477,863.83		PRIOR YEARS TAXES OUTSTANDING	
Sewers and Sewage Processing		Public Enterprises		Balance January 1, 1984	
Garbage and Trash Disposal		Recreation—Culture		Collected in 1984	
Public Buildings and Grounds	392,647.96	68,172.87		Cancelled, Abated or Adjusted 1984	
Other Public Works	12,051.40	3,591,679.65		Transfers to Tax Title Liens or Foreclosed	
HEALTH and WELFARE		Buildings and Grounds		Balance December 31, 1984	
Health Services Except Environmental	308,938.98	789,527.99		TAX TITLE LIENS OUTSTANDING	
Welfare-Public Assistance	83,784.00	Library and Education		Balance January 1, 1984	
Hospitals, Clinics, First Aid	11,000.00	19,721.91		Transfer From Taxes	
Animal, Insect, & Rodent Control	27,461.52	8,761.41		Redeemed in 1984	
Other Welfare Services		All Other		Cancelled, Abated or Adjusted (1984)	
RECREATION and CONSERVATION		CAPITAL DEBT AUTHORIZED, DECEMBER 31, 1984		Transfers to Foreclosed Property	
Beaches and Boardwalks		ISSUED AND UNISSUED		Balance December 31, 1984	
Parks, Playgrounds, Shade Trees	423,313.29	GROSS DEBT		PROPERTY ACQUIRED BY DEED OR	
Land Reclamation & Conservation	30,720.00	NET DEBT		FORECLOSURE	
Other Recreational Services	13,395.00	SCHOOL		Balance January 1, 1984	
EDUCATION (excluding schools)		Self-Liquidating		Transfers From Taxes or Liens	
Libraries	478,900.00	Other		Sale for Cash (1984)	
Other Educational Services		Total		Cancelled, Abated or Adjusted (1984)	
STATUTORY EXPENDITURES		ISSUED AND OUTSTANDING		Balance December 31, 1984	
Pensions & F. I. C. A.	964,941.44	SCHOOL		CURRENT FINANCES DECEMBER 31, 1984	
Employee Fringe Benefits		Self-Liquidating		ASSETS	
Other Statutory Expenditures		Other		Cash Dec. 31, 1984	
CETA And Other Public Employment Programs		Total		Taxes Receivable	
MUNICIPAL FUNCTIONS TOTAL	13,798,847.34	EQUALIZED VALUATION BASIS		Tax Title Liens	
CAPITAL IMPROVEMENTS *MEMO*	305,000.00	FOR NET DEBT COMPUTATION		Foreclosed Property	
DEBT SERVICE		REAL PROPERTY VALUATIONS		Emergencies & Other Deferred Charges	
Principal Payments	1,415,000.00	Code Class # of Parcels % VAL'N		State and Federal Aid Receivable	
Interest Payments	1,829,203.00	1 Vacant Land 3183 3.71		Other Receivables	
DEFERRED CHARGES		2 Residential 18829 84.62		Total	
SCHOOL, COUNTY, SPECIAL DISTRICT TAXES	208,864.56	3 Farm 231 .88		LIABILITIES, RESERVES, AND SURPLUS	
RESERVE FOR UNCOLLECTED TAXES	38,562,943.24	4a Commercial 484 9.10		Cash Liabilities	
EXPENDITURES TOTAL	58,393,664.14	4b Industrial 6 .29		Reserves for Receivables	
		4c Apartments 11 1.41		Surplus Dec. 31, 1984	
		Total 22744		Total	
		Land Area 41.08 Sq. Miles			
		Net Valuation Taxable-Municipal			
		Net Valuation Taxable-County			
		State Equalized Valuation			
		State Equalization Ratio			

0235
Population 1980 7,381
Population 1984 7,327
S & P Rating
Moody Rating A1

General Tax Rate Per \$100. 3.69
State Equalized Tax Rate 2.23

MIDLAND PARK BOROUGH - BERGEN CO.
Form of Government:
Borough Council
Number of Members on Governing Body - 6

PER CAPITA:
Gross Debt 263.96
Net Debt 235.98
Debt Service 67.32
Total Tax Levy 836.30
Municipal Expenditures 405.36
PER CENT:
Gross Debt .76
Net Debt .68
Tax Levy Collected 97.91
Tax Levy Cancelled, Abated or Adjusted .04

EXPENDITURES		REVENUES-REALIZED		1984 PROPERTY TAX	
GENERAL GOVERNMENT				STATE EQUALIZED TAX RATE	
Governing Body & Public Boards		1984 Property Taxes Collected	5,992,826.00	Local District School Taxes 1.27	3,476,995.00
Municipal Clerk		1984 Payments in Lieu of Taxes		Regional & Consolidated School Tax	
Financial Administration	16,650.00	Delinquent Tax & Lien Collections	153,271.93	School Taxes in Municipal Budget	
Assessment of Taxes	12,619.00	Business Personalty Replacement Taxes	138,366.08	County Taxes .36	980,754.52
Collection of Taxes	23,575.00	Taxes from Public Utilities	376,019.00	County Library Taxes	
Planning, Housing & Development	6,714.00	Other Miscellaneous Tax Revenues		Local Municipal Purpose Taxes .60	1,628,505.00
Human Resources		State Aid Revenues	64,364.11	Veteran & Senior Citizen Taxes	82,150.00
Elections		Federal Aid Revenues		Total Taxes for Rate Computation 2.23	6,168,404.52
General Administration (other)	240,076.60	State and Local Fiscal Assistance Act Utilized	74,444.86	Special District Taxes	
JUDICIARY		Sale of Acquired Property		Bank Corp. Taxes	16,767.89
Municipal Courts	21,408.00	Other Miscellaneous Revenues	306,990.59	Added and Omitted Taxes	24,551.98
PUBLIC SAFETY		Total	7,106,282.57	Total Taxes Levied - ABSTRACT	6,127,574.39
Fire Protection	36,281.40	Prior Years Surplus Appropriated	435,000.00	Total Taxes Billed	6,120,778.88
Police Protection	478,164.00	REVENUES TOTAL	7,541,282.57	1984 TAXES COLLECTED	5,992,826.00
Civil Defense & Disaster Control	1,000.00	Reserve For Uncollected Taxes	308,400.00	1984 Taxes Cancelled, Abated or Adjusted	2,553.48
Environmental Inspection & Control	21,050.00	CAPITAL OUTLAY TOTAL	185,001.35	Transfer to Tax Title Liens or Foreclosed	1,232.46
Other Public Safety		Public Enterprises		Balance Outstanding Dec. 31, 1984	124,166.94
PUBLIC WORKS		Recreation—Culture	4,053.44	PRIOR YEARS TAXES OUTSTANDING	
Streets and Drainage	259,525.00	Public Works	48,837.06	Balance January 1, 1984	153,271.93
Sewers and Sewage Processing	623,807.14	Buildings and Grounds	131,802.42	Collected in 1984	153,271.93
Garbage and Trash Disposal		Library and Education	308.43	Cancelled, Abated or Adjusted 1984	
Public Buildings and Grounds	16,950.00	Conservation		Transfers to Tax Title Liens or Foreclosed	
Other Public Works	34,145.53	All Other		Balance December 31, 1984	
HEALTH and WELFARE		CAPITAL DEBT AUTHORIZED, DECEMBER 31, 1984		TAX TITLE LIENS OUTSTANDING	
Health Services Except Environmental	31,259.75	ISSUED AND UNISSUED		Balance January 1, 1984	8,775.14
Welfare-Public Assistance	8,600.00	School	200,000	Transfer From Taxes	1,232.46
Hospitals, Clinics, First Aid		Self-liquidating		Redeemed in 1984	
Animal, Insect, & Rodent Control		Other	1,734,000	Cancelled, Abated or Adjusted (1984)	
Other Welfare Services		Total	1,934,000	Transfers to Foreclosed Property	
RECREATION and CONSERVATION		ISSUED AND OUTSTANDING		Balance December 31, 1984	10,007.60
Beaches and Boardwalks		School	200,000.00	PROPERTY ACQUIRED BY DEED OR FORECLOSURE	
Parks, Playgrounds, Shade Trees	26,600.00	Self-Liquidating		Balance January 1, 1984	200.00
Land Reclamation & Conservation		Other	1,615,000.00	Transfers From Taxes or Liens	
Other Recreational Services	4,000.00	Total	1,815,000.00	Sale for Cash (1984)	
EDUCATION (excluding schools)		EQUALIZED VALUATION BASIS		Cancelled, Abated or Adjusted (1984)	
Libraries	102,820.00	FOR NET DEBT COMPUTATION	255,059,194	Balance December 31, 1984	200.00
Other Educational Services		REAL PROPERTY VALUATIONS		CURRENT FINANCES DECEMBER 31, 1984	
STATUTORY EXPENDITURES		Code Class # of Parcels % VAL'N		ASSETS	
Pensions & F. I. C. A.	139,937.80	1 Vacant Land 63 1.05	1,718,800.00	Cash Dec. 31, 1984	1,372,453.31
Employee Fringe Benefits	52,444.86	2 Residential 21.02 76.83	126,001,700.00	Taxes Receivable	124,166.94
Other Statutory Expenditures	7,000.00	3 Farm		Tax Title Liens	10,007.60
CETA And Other Public Employment Programs		4a Commercial 109 11.68	19,150,200.00	Foreclosed Property	200.00
MUNICIPAL FUNCTIONS		4b Industrial 34 7.24	11,872,500.00	Emergencies & Other Deferred Charges	
CAPITAL IMPROVEMENTS *MEMO*	61,000.00	4c Apartments 5 3.20	5,255,200.00	State and Federal Aid Receivable	
DEBT SERVICE		Total 2313	163,998,400.00	Other Receivables	6,679.50
Principal Payments	369,000.00	Land Area 1.69 Sq. Miles		Total	1,513,507.35
Interest Payments	124,273.83	Net Valuation Taxable-Municipal	165,197,201	LIABILITIES, RESERVES, AND SURPLUS	
DEFERRED CHARGES		Net Valuation Taxable-County	259,664,052	Cash Liabilities	631,235.89
SCHOOL, COUNTY, SPECIAL DISTRICT TAXES	4,457,749.52	State Equalized Valuation	272,854,453	Reserves for Receivables	141,054.04
RESERVE FOR UNCOLLECTED TAXES	308,400.00	State Equalization Ratio	60.37	Surplus Dec. 31, 1984	741,217.42
EXPENDITURES TOTAL	7,427,789.44			Total	1,513,507.35

1020
Population 1980 1,368
Population 1984 1,388
S & P Rating
Moody Rating

General Tax Rate Per \$100. 2.54
State Equalized Tax Rate 2.21

MILFORD BOROUGH – HUNTERDON CO.
Form of Government:
Borough Council
Number of Members on Governing Body – 6

PER CAPITA:
Gross Debt 733.21
Net Debt 318.46
Debt Service
Total Tax Levy 720.77
Municipal Expenditures 512.28
PER CENT:
Gross Debt 2.29
Net Debt 1.00
Tax Levy Collected 94.99
Tax Levy Cancelled, Abated or Adjusted .02

EXPENDITURES		REVENUES-REALIZED		1984 PROPERTY TAX	
GENERAL GOVERNMENT				STATE EQUALIZED TAX RATE	
Governing Body & Public Boards		1984 Property Taxes Collected	946,468.55	Local District School Taxes 1.04	469,501.00
Municipal Clerk		1984 Payments in Lieu of Taxes		Regional & Consolidated School Tax .66	296,491.83
Financial Administration	10,700.00	Delinquent Tax & Lien Collections	45,119.12	School Taxes in Municipal Budget	
Assessment of Taxes	4,560.00	Business Personalty Replacement Taxes	192,498.88	County Taxes .51	229,844.47
Collection of Taxes	9,000.00	Taxes from Public Utilities	247,126.00	County Library Taxes	
Planning, Housing & Development	12,840.00	Other Miscellaneous Tax Revenues		Local Municipal Purpose Taxes	
Human Resources	1,200.00	State Aid Revenues	8,831.25	Veteran & Senior Citizen Taxes	20,150.00
Elections		Federal Aid Revenues		Total Taxes for Rate Computation 2.21	1,015,987.30
General Administration (other)	93,800.00	State and Local Fiscal Assistance Act Utilized	10,160.28	Special District Taxes	
JUDICIARY		Sale of Acquired Property		Bank Corp. Taxes	4,396.69
Municipal Courts	10,600.00	Other Miscellaneous Revenues	132,604.06	Added and Omitted Taxes	198.47
PUBLIC SAFETY		Total	1,582,808.14	Total Taxes Levied - ABSTRACT	1,000,432.46
Fire Protection	40,000.00	Prior Years Surplus Appropriated	200,000.00	Total Taxes Billed	996,357.48
Police Protection	141,100.00	REVENUES TOTAL	1,782,308.14	1984 TAXES COLLECTED	946,468.55
Civil Defense & Disaster Control	250.00	Reserve For Uncollected Taxes	88,000.00	1984 Taxes Cancelled, Abated or Adjusted	200.00
Environmental Inspection & Control				Transfer to Tax Title Liens or Foreclosed	5,276.85
Other Public Safety				Balance Outstanding Dec. 31, 1984	44,412.08
PUBLIC WORKS		CAPITAL OUTLAY TOTAL		PRIOR YEARS TAXES OUTSTANDING	
Streets and Drainage	127,060.28	Public Enterprises		Balance January 1, 1984	46,182.23
Sewers and Sewage Processing		Recreation—Culture		Collected in 1984	45,119.12
Garbage and Trash Disposal	50,000.00	Public Works		Cancelled, Abated or Adjusted 1984	50.00
Public Buildings and Grounds	9,600.00	Buildings and Grounds		Transfers to Tax Title Liens or Foreclosed	986.81
Other Public Works	3,000.00	Library and Education		Balance December 31, 1984	26.30
HEALTH and WELFARE		Conservation		TAX TITLE LIENS OUTSTANDING	
Health Services Except Environmental	800.00	All Other		Balance January 1, 1984	6,049.85
Welfare-Public Assistance	2,420.00			Transfer From Taxes	6,377.36
Hospitals, Clinics, First Aid		CAPITAL DEBT AUTHORIZED, DECEMBER 31, 1984		Redeemed in 1984	
Animal, Insect, & Rodent Control		ISSUED AND UNISSUED GROSS DEBT		Cancelled, Abated or Adjusted (1984)	
Other Welfare Services		School 237,458		Transfers to Foreclosed Property	
		Self-liquidating 762,240	424,019	Balance December 31, 1984	12,427.21
		Other 18,000	18,000	PROPERTY ACQUIRED BY DEED OR FORECLOSURE	
		Total 1,017,698	442,019	Balance January 1, 1984	
RECREATION and CONSERVATION		ISSUED AND OUTSTANDING		Transfers From Taxes or Liens	
Beaches and Boardwalks		School 236,946.14		Sale for Cash (1984)	
Parks, Playgrounds, Shade Trees	10,000.00	Self-Liquidating 758,000.00		Cancelled, Abated or Adjusted (1984)	
Land Reclamation & Conservation		Other		Balance December 31, 1984	
Other Recreational Services		Total 994,946.14		CURRENT FINANCES DECEMBER 31, 1984	
EDUCATION (excluding schools)		EQUALIZED VALUATION BASIS FOR NET DEBT COMPUTATION	44,406,977	ASSETS	
Libraries	31,824.00	REAL PROPERTY VALUATIONS		Cash Dec. 31, 1984	1,066,351.70
Other Educational Services		Code Class # of Parcels % VAL'N		Taxes Receivable	44,438.38
STATUTORY EXPENDITURES		1 Vacant Land 78 3.18	1,234,350.00	Tax Title Liens	12,427.21
Pensions & F. I. C. A.	38,000.00	2 Residential 379 53.16	20,622,575.00	Foreclosed Property	
Employee Fringe Benefits	19,000.00	3 Farm 3 .27	106,666.00	Emergencies & Other Deferred Charges	2,964.68
Other Statutory Expenditures	3,000.00	4a Commercial 45 8.36	3,241,850.00	State and Federal Aid Receivable	
CETA And Other Public Employment Programs		4b Industrial 4 31.54	12,236,250.00	Other Receivables	84,972.35
MUNICIPAL FUNCTIONS TOTAL	618,754.28	4c Apartments 1 3.49	1,354,700.00	Total	1,211,154.32
CAPITAL IMPROVEMENTS *MEMO*		Total 510	38,796,391.00	LIABILITIES, RESERVES, AND SURPLUS	
DEBT SERVICE		Land Area 1.30 Sq. Miles		Cash Liabilities	647,123.80
Principal Payments		Net Valuation Taxable-Municipal	39,217,874	Reserves for Receivables	141,837.94
Interest Payments		Net Valuation Taxable-County	50,417,651	Surplus Dec. 31, 1984	422,192.58
DEFERRED CHARGES	4,288.47	State Equalized Valuation	45,027,069	Total	1,211,154.32
SCHOOL, COUNTY, SPECIAL DISTRICT TAXES	995,837.30	State Equalization Ratio	86.98		
RESERVE FOR UNCOLLECTED TAXES	88,000.00				
EXPENDITURES TOTAL	1,706,880.05				

0712
Population 1980 19,543
Population 1984 19,423
S & P Rating AA
Moody Rating AAA

General Tax Rate Per \$100. 2.19
State Equalized Tax Rate 2.15

MILLBURN TOWNSHIP – ESSEX COUNTY
Form of Government:
Township Committee
Number of Members on Governing Body – 5

PER CAPITA:
Gross Debt 542.24
Net Debt 390.20
Debt Service 27.27
Totl Tax Levy 1,761.15
Municipal Expenditures 634.11
PER CENT:
Gross Debt .72
Net Debt .52
Tax Levy Collected 98.92
Tax Levy Cancelled, Abated or Adjusted .11

EXPENDITURES		REVENUES-REALIZED		1984 PROPERTY TAX	
GENERAL GOVERNMENT				STATE EQUALIZED TAX RATE	
Governing Body & Public Boards	5,000.00	1984 Property Taxes Collected	33,921,650.11	Local District School Taxes .77	12,303,893.87
Municipal Clerk	143,200.00	1984 Payments in Lieu of Taxes	151,700.00	Regional & Consolidated School Tax	
Financial Administration	123,975.00	Delinquent Tax & Lien Collections	334,122.07	School Taxes in Municipal Budget	
Assessment of Taxes	85,100.00	Business Personalty Replacement Taxes	437,625.24	County Taxes 1.04	16,459,377.13
Collection of Taxes	60,545.00	Taxes from Public Utilities	2,050,754.00	County Library Taxes	
Planning, Housing & Development	28,000.00	Other Miscellaneous Tax Revenues	1,200,626.73	Local Municipal Purpose Taxes .34	5,353,019.25
Human Resources		State Aid Revenues	184,814.92	Veteran & Senior Citizen Taxes	104,850.00
Elections	5,349.60	Federal Aid Revenues		Total Taxes for Rate Computation 2.15	34,221,140.25
General Administration (other)	687,120.00	State and Local Fiscal Assistance Act Utilized	111,978.31	Special District Taxes	
JUDICIARY		Sale of Acquired Property		Bank Corp. Taxes	90,475.86
Municipal Courts	100,603.00	Other Miscellaneous Revenues	1,761,456.68	Added and Omitted Taxes	
PUBLIC SAFETY		Total	40,154,728.06	Total Taxes Levied - ABSTRACT	34,206,766.11
Fire Protection	1,842,014.00	Prior Years Surplus Appropriated	2,000,000.00	Total Taxes Billed	34,291,448.49
Police Protection	2,196,271.00	REVENUES TOTAL	42,154,728.06	1984 TAXES COLLECTED	33,921,650.11
Civil Defense & Disaster Control	4,997.48	Reserve For Uncollected Taxes	1,344,276.52	1984 Taxes Cancelled, Abated or Adjusted	38,773.98
Environmental Inspection & Control	93,490.00	CAPITAL OUTLAY TOTAL	535,118.68	Transfer to Tax Title Liens or Foreclosed	
Other Public Safety				Balance Outstanding Dec. 31, 1984	331,024.40
PUBLIC WORKS				PRIOR YEARS TAXES OUTSTANDING	
Streets and Drainage	1,157,401.01	Public Enterprises		Balance January 1, 1984	338,005.11
Sewers and Sewage Processing	70,041.00	Recreation—Culture	20,882.64	Collected in 1984	336,551.55
Garbage and Trash Disposal	452,667.60	Public Works	263,466.32	Cancelled, Abated or Adjusted 1984	1,449.33
Public Buildings and Grounds	135,200.00	Buildings and Grounds	248,470.48	Transfers to Tax Title Liens or Foreclosed	
Other Public Works	495,941.73	Library and Education	2,299.24	Balance December 31, 1984	4.23
HEALTH and WELFARE		Conservation		TAX TITLE LIENS OUTSTANDING	
Health Services Except Environmental	181,338.00	All Other		Balance January 1, 1984	
Welfare-Public Assistance	4,625.00	CAPITAL DEBT AUTHORIZED, DECEMBER 31, 1984		Transfer From Taxes	
Hospitals, Clinics, First Aid		ISSUED AND UNISSUED		Redeemed in 1984	
Animal, Insect, & Rodent Control		School	2,953,000	Cancelled, Abated or Adjusted (1984)	
Other Welfare Services		Self-liquidating		Transfers to Foreclosed Property	
RECREATION and CONSERVATION		Other	7,578,872	Balance December 31, 1984	
Beaches and Boardwalks		Total	10,531,872	PROPERTY ACQUIRED BY DEED OR FORECLOSURE	
Parks, Playgrounds, Shade Trees	734,842.52			Balance January 1, 1984	14,000.00
Land Reclamation & Conservation				Transfers From Taxes or Liens	
Other Recreational Services	24,200.00	ISSUED AND OUTSTANDING		Sale for Cash (1984)	
EDUCATION (excluding schools)		School	2,953,000.00	Cancelled, Abated or Adjusted (1984)	
Libraries	360,506.00	Self-Liquidating		Balance December 31, 1984	14,000.00
Other Educational Services		Other	6,090,000.00	CURRENT FINANCES DECEMBER 31, 1984	
STATUTORY EXPENDITURES		Total	9,043,000.00	ASSETS	
Pensions & F. I. C. A.	956,113.91	EQUALIZED VALUATION BASIS		Cash Dec. 31, 1984	4,668,070.41
Employee Fringe Benefits	456,500.00	FOR NET DEBT COMPUTATION	1,469,465,079	Taxes Receivable	331,028.63
Other Statutory Expenditures		REAL PROPERTY VALUATIONS		Tax Title Liens	
CETA And Other Public Employment Programs		Code Class # of Parcels % VAL'N		Foreclosed Property	14,000.00
MUNICIPAL FUNCTIONS TOTAL	10,405,041.85	1 Vacant Land 136 .81	12,487,700.00	Emergencies & Other Deferred Charges	154,900.00
CAPITAL IMPROVEMENTS *MEMO*	100,000.00	2 Residential 5949 78.43	1,211,202,600.00	State and Federal Aid Receivable	303.89
DEBT SERVICE		3 Farm		Other Receivables	7,620.57
Principal Payments	240,000.00	4a Commercial 225 17.91	276,590,700.00	Total	5,175,923.50
Interest Payments	289,664.36	4b Industrial 34 1.48	22,919,200.00	LIABILITIES, RESERVES, AND SURPLUS	
		4c Apartments 22 1.37	21,100,000.00	Cash Liabilities	1,635,384.01
		Total 6366	1,544,300,200.00	Reserves for Receivables	352,649.20
DEFERRED CHARGES	37,400.00	Land Area 10.00 Sq. Miles		Surplus Dec. 31, 1984	3,187,890.29
SCHOOL, COUNTY, SPECIAL DISTRICT TAXES	28,763,271.00	Net Valuation Taxable-Municipal	1,560,148,800	Total	5,175,923.50
RESERVE FOR UNCOLLECTED TAXES	1,344,276.52	Net Valuation Taxable-County	1,464,656,798		
EXPENDITURES TOTAL	41,079,653.73	State Equalized Valuation	1,588,647,477		
		State Equalization Ratio	98.19		

1812
Population 1980 530
Population 1984 535
S & P Rating
Moody Rating

General Tax Rate Per \$100. 1.82
State Equalized Tax Rate 1.76

MILLSTONE BOROUGH – SOMERSET CO.
Form of Government:
Borough Council
Number of Members on Governing Body – 6

PER CAPITA:
Gross Debt 18.69
Net Debt 18.69
Debt Service 3.04
Totql Tax Levy 485.67
Municipal Expenditures 227.88

PER CENT:
Gross Debt .07
Net Debt .07
Tax Levy Collected 97.18
Tax Levy Cancelled, Abated or Adjusted

EXPENDITURES		REVENUES-REALIZED		1984 PROPERTY TAX	
GENERAL GOVERNMENT				STATE EQUALIZED TAX RATE	
Governing Body & Public Boards		1984 Property Taxes Collected	251,148.32	Local District School Taxes	1.17
Municipal Clerk		1984 Payments in Lieu of Taxes		Regional & Consolidated School Tax	
Financial Administration	8,100.00	Delinquent Tax & Lien Collections	14,619.46	School Taxes in Municipal Budget	
Assessment of Taxes	3,400.00	Business Personalty Replacement Taxes	2,411.84	County Taxes	.49
Collection of Taxes	5,253.56	Taxes from Public Utilities	52,207.00	County Library Taxes	.04
Planning, Housing & Development	2,700.00	Other Miscellaneous Tax Revenues		Local Municipal Purpose Taxes	.06
Human Resources		State Aid Revenues	4,415.63	Veteran & Senior Citizen Taxes	
Elections	280.53	Federal Aid Revenues		Total Taxes for Rate Computation	1.76
General Administration (other)	15,375.00	State and Local Fiscal Assistance Act Utilized	2,404.79	Special District Taxes	
JUDICIARY		Sale of Acquired Property		Bank Corp. Taxes	2,666.43
Municipal Courts	1,700.00	Other Miscellaneous Revenues	14,322.45	Added and Omitted Taxes	343.67
PUBLIC SAFETY		Total	341,529.49	Total Taxes Levied - ABSTRACT	259,833.94
Fire Protection	23,923.29	Prior Years Surplus Appropriated	35,000.00	Total Taxes Billed	258,436.45
Police Protection	600.00	REVENUES TOTAL	376,529.49	1984 TAXES COLLECTED	251,148.32
Civil Defense & Disaster Control	25.00	Reserve For Uncollected Taxes	20,781.35	1984 Taxes Cancelled, Abated or Adjusted	
Environmental Inspection & Control	2,200.00			Transfer to Tax Title Liens or Foreclosed	
Other Public Safety				Balance Outstanding Dec. 31, 1984	7,288.13
PUBLIC WORKS		CAPITAL OUTLAY TOTAL		PRIOR YEARS TAXES OUTSTANDING	
Streets and Drainage	7,200.00	Public Enterprises		Balance January 1, 1984	11,521.57
Sewers and Sewage Processing		Recreation—Culture		Collected in 1984	11,521.57
Garbage and Trash Disposal	15,210.00	Public Works		Cancelled, Abated or Adjusted 1984	
Public Buildings and Grounds	3,005.74	Buildings and Grounds		Transfers to Tax Title Liens or Foreclosed	
Other Public Works		Library and Education		Balance December 31, 1984	
HEALTH and WELFARE		Conservation		TAX TITLE LIENS OUTSTANDING	
Health Services Except Environmental	2,425.00	All Other		Balance January 1, 1984	3,097.89
Welfare-Public Assistance	1,175.00			Transfer From Taxes	
Hospitals, Clinics, First Aid				Redeemed in 1984	3,097.89
Animal, Insect, & Rodent Control				Cancelled, Abated or Adjusted (1984)	
Other Welfare Services				Transfers to Foreclosed Property	
RECREATION and CONSERVATION				Balance December 31, 1984	
Beaches and Boardwalks				PROPERTY ACQUIRED BY DEED OR	
Parks, Playgrounds, Shade Trees	2,009.20			FORECLOSURE	
Land Reclamation & Conservation	25.00			Balance January 1, 1984	
Other Recreational Services				Transfers From Taxes or Liens	
EDUCATION (excluding schools)				Sale for Cash (1984)	
Libraries				Cancelled, Abated or Adjusted (1984)	
Other Educational Services	44.47			Balance December 31, 1984	
STATUTORY EXPENDITURES				CURRENT FINANCES DECEMBER 31, 1984	
Pensions & F. I. C. A.	3,400.00			ASSETS	
Employee Fringe Benefits				Cash Dec. 31, 1984	93,166.55
Other Statutory Expenditures	550.00			Taxes Receivable	7,288.13
CETA And Other Public Employment Programs				Tax Title Liens	
MUNICIPAL FUNCTIONS TOTAL	98,611.79			Foreclosed Property	
CAPITAL IMPROVEMENTS *MEMO*				Emergencies & Other Deferred Charges	2,700.00
DEBT SERVICE				State and Federal Aid Receivable	
Principal Payments	1,000.00			Other Receivables	78.41
Interest Payments	624.75			Total	103,233.09
DEFERRED CHARGES				LIABILITIES, RESERVES, AND SURPLUS	
SCHOOL, COUNTY, SPECIAL DISTRICT TAXES	248,401.38			Cash Liabilities	30,204.92
RESERVE FOR UNCOLLECTED TAXES	20,781.35			Reserves for Receivables	7,366.54
EXPENDITURES TOTAL	370,319.27			Surplus Dec. 31, 1984	65,661.63
				Total	103,233.09

1332

Population 1980 3,926
 Population 1984 4,114
 S & P Rating
 Moody Rating

General Tax Rate Per \$100.

2.96
 State Equalized Tax Rate
 2.23

MILLSTONE TOWNSHIP – MONMOUTH CO.**Form of Government:****Township Committee****Number of Members on Governing Body – 3**

PER CAPITA:

Gross Debt 59.72
 Net Debt 59.72
 Debt Service
 Total Tax Levy 859.42
 Municipal Expenditures 326.15

PER CENT:

Gross Debt .18
 Net Debt .18
 Tax Levy Collected 93.21
 Tax Levy Cancelled, Abated
 or Adjusted

EXPENDITURES		REVENUES-REALIZED		1984 PROPERTY TAX	
GENERAL GOVERNMENT				STATE EQUALIZED TAX RATE 1.60	
Governing Body & Public Boards		1984 Property Taxes Collected	3,292,482.25	Local District School Taxes	2,390,114.00
Municipal Clerk		1984 Payments in Lieu of Taxes		Regional & Consolidated School Tax	
Financial Administration	21,400.00	Delinquent Tax & Lien Collections	349,163.83	School Taxes in Municipal Budget	
Assessment of Taxes	30,200.00	Business Personalty Replacement Taxes	45,528.60	County Taxes	738,806.46
Collection of Taxes	24,100.00	Taxes from Public Utilities	285,061.00	County Library Taxes	28,162.33
Planning, Housing & Development	57,950.00	Other Miscellaneous Tax Revenues		Local Municipal Purpose Taxes	170,000.00
Human Resources	3,000.00	State Aid Revenues	24,125.61	Veteran & Senior Citizen Taxes	29,700.00
Elections	1,200.00	Federal Aid Revenues		Total Taxes for Rate Computation	3,356,782.79
General Administration (other)	129,600.00	State and Local Fiscal Assistance Act Utilized	28,712.00	Special District Taxes	90,000.00
JUDICIARY		Sale of Acquired Property		Bank Corp. Taxes	3,582.70
Municipal Courts	58,100.00	Other Miscellaneous Revenues	451,628.89	Added and Omitted Taxes	115,008.18
PUBLIC SAFETY		Total	4,476,702.18	Total Taxes Levied - ABSTRACT	3,535,673.67
Fire Protection	16,000.00	Prior Years Surplus Appropriated	668,000.00	Total Taxes Billed	3,532,244.67
Police Protection	1,000.00	REVENUES TOTAL	5,144,702.18	1984 TAXES COLLECTED	3,292,482.25
Civil Defense & Disaster Control	22,000.00	Reserve For Uncollected Taxes	455,799.90	1984 Taxes Cancelled, Abated or Adjusted	103.36
Environmental Inspection & Control		CAPITAL OUTLAY TOTAL	15,454.22	Transfer to Tax Title Liens or Foreclosed	9,084.47
Other Public Safety				Balance Outstanding Dec. 31, 1984	230,574.59
PUBLIC WORKS				PRIOR YEARS TAXES OUTSTANDING	
Streets and Drainage	344,950.00	Public Enterprises		Balance January 1, 1984	270,259.49
Sewers and Sewage Processing		Recreation—Culture	1,685.22	Collected in 1984	269,786.76
Garbage and Trash Disposal	15,000.00	Public Works	13,769.00	Cancelled, Abated or Adjusted 1984	
Public Buildings and Grounds		Buildings and Grounds		Transfers to Tax Title Liens or Foreclosed	
Other Public Works		Library and Education		Balance December 31, 1984	472.73
HEALTH and WELFARE		Conservation		TAX TITLE LIENS OUTSTANDING	
Health Services Except Environmental	26,825.00	All Other		Balance January 1, 1984	88,992.86
Welfare-Public Assistance	4,800.00	CAPITAL DEBT AUTHORIZED, DECEMBER 31, 1984		Transfer From Taxes	9,084.47
Hospitals, Clinics, First Aid		ISSUED AND UNISSUED		Redeemed in 1984	79,377.07
Animal, Insect, & Rodent Control	700.00	School		Cancelled, Abated or Adjusted (1984)	
Other Welfare Services		Self-liquidating		Transfers to Foreclosed Property	
RECREATION and CONSERVATION		Other	245,696	Balance December 31, 1984	18,700.26
Beaches and Boardwalks		Total	245,696	PROPERTY ACQUIRED BY DEED OR	
Parks, Playgrounds, Shade Trees	1,000.00			FORECLOSURE	
Land Reclamation & Conservation	3,700.00	ISSUED AND OUTSTANDING		Balance January 1, 1984	92,180.00
Other Recreational Services	10,500.00	School		Transfers From Taxes or Liens	
EDUCATION (excluding schools)		Self-liquidating		Sale for Cash (1984)	
Libraries		Other		Cancelled, Abated or Adjusted (1984)	
Other Educational Services	500.00	Total		Balance December 31, 1984	92,180.00
STATUTORY EXPENDITURES		EQUALIZED VALUATION BASIS		CURRENT FINANCES DECEMBER 31, 1984	
Pensions & F. I. C. A.	30,890.00	FOR NET DEBT COMPUTATION	139,482,770	ASSETS	
Employee Fringe Benefits	5,000.00	REAL PROPERTY VALUATIONS		Cash Dec. 31, 1984	3,059,209.61
Other Statutory Expenditures	4,759.71	Code Class # of Parcels % VAL'N	ASSESSED VALUATION	Taxes Receivable	231,047.32
CETA And Other Public Employment Programs		1 Vacant Land 581 11.72	13,060,200.00	Tax Title Liens	18,700.26
MUNICIPAL FUNCTIONS		2 Residential 921 61.21	68,193,700.00	Foreclosed Property	92,180.00
CAPITAL IMPROVEMENTS	*MEMO*	3 Farm 698 19.08	21,265,985.00	Emergencies & Other Deferred Charges	
DEBT SERVICE		4a Commercial 43 5.90	6,577,900.00	State and Federal Aid Receivable	10,358.00
Principal Payments		4b Industrial 3 1.48	1,645,200.00	Other Receivables	64,222.39
Interest Payments		4c Apartments 4 .60	672,600.00	Total	3,475,717.58
		Total 2255	111,415,585.00	LIABILITIES, RESERVES, AND SURPLUS	
DEFERRED CHARGES	72,825.29	Land Area 37.38 Sq. Miles		Cash Liabilities	1,337,672.24
SCHOOL, COUNTY, SPECIAL DISTRICT TAXES	3,247,082.79	Net Valuation Taxable-Municipal	112,494,830	Reserves for Receivables	406,149.97
RESERVE FOR UNCOLLECTED TAXES	455,799.90	Net Valuation Taxable-County	137,508,919	Surplus Dec. 31, 1984	1,731,895.37
EXPENDITURES	TOTAL	State Equalized Valuation	149,943,326	Total	3,475,717.58
	4,538,882.69	State Equalization Ratio	75.35		

1212
 Population 1980 7,136
 Population 1984 7,027
 S & P Rating
 Moody Rating A

General Tax Rate Per \$100. 3.22
 State Equalized Tax Rate 2.29

MILLTOWN BOROUGH – MIDDLESEX CO.
Form of Government:
Borough Council
Number of Members on Governing Body – 6

PER CAPITA:
 Gross Debt 474.58
 Net Debt 220.62
 Debt Service 45.20
 Total Tax Levy 698.91
 Municipal Expenditures 241.96

PER CENT:
 Gross Debt 1.71
 Net Debt .80
 Tax Levy Collected 98.37
 Tax Levy Cancelled, Abated or Adjusted

EXPENDITURES		REVENUES-REALIZED		1984 PROPERTY TAX	
GENERAL GOVERNMENT				STATE EQUALIZED TAX RATE	
Governing Body & Public Boards		1984 Property Taxes Collected	4,826,514.01	Local District School Taxes	1.54
Municipal Clerk		1984 Payments in Lieu of Taxes		Regional & Consolidated School Tax	
Financial Administration	13,842.00	Delinquent Tax & Lien Collections	78,320.86	School Taxes in Municipal Budget	
Assessment of Taxes	8,806.10	Business Personalty Replacement Taxes	98,343.36	County Taxes	.57
Collection of Taxes	29,733.00	Taxes from Public Utilities	196,852.00	County Library Taxes	
Planning, Housing & Development	6,763.00	Other Miscellaneous Tax Revenues		Local Municipal Purpose Taxes	.17
Human Resources	50.00	State Aid Revenues	46,246.11	Veteran & Senior Citizen Taxes	
Elections	3,635.00	Federal Aid Revenues		Total Taxes for Rate Computation	2.28
General Administration (other)	157,651.97	State and Local Fiscal Assistance Act Utilized	28,000.00	Special District Taxes	
JUDICIARY		Sale of Acquired Property		Bank Corp. Taxes	7,032.35
Municipal Courts	23,795.00	Other Miscellaneous Revenues	719,306.59	Added and Omitted Taxes	81,205.46
PUBLIC SAFETY		Total	5,993,582.93	Total Taxes Levied - ABSTRACT	4,911,237.35
Fire Protection	35,869.00	Prior Years Surplus Appropriated	142,000.00	Total Taxes Billed	4,906,702.88
Police Protection	341,657.58	REVENUES	6,135,582.93	1984 TAXES COLLECTED	4,826,514.01
Civil Defense & Disaster Control	2,887.00	Reserve For Uncollected Taxes	97,000.00	1984 Taxes Cancelled, Abated or Adjusted	
Environmental Inspection & Control	9,550.00	CAPITAL OUTLAY	173,312.21	Transfer to Tax Title Liens or Foreclosed	270.48
Other Public Safety		TOTAL		Balance Outstanding Dec. 31, 1984	79,918.39
PUBLIC WORKS				PRIOR YEARS TAXES OUTSTANDING	
Streets and Drainage	126,768.00	Public Enterprises	5,491.60	Balance January 1, 1984	78,320.86
Sewers and Sewage Processing	26,625.00	Recreation—Culture	83,515.52	Collected in 1984	78,320.86
Garbage and Trash Disposal	161,673.00	Public Works	52,298.80	Cancelled, Abated or Adjusted 1984	
Public Buildings and Grounds	15,512.00	Buildings and Grounds	32,006.29	Transfers to Tax Title Liens or Foreclosed	
Other Public Works		Library and Education		Balance December 31, 1984	
HEALTH and WELFARE		Conservation		TAX TITLE LIENS OUTSTANDING	
Health Services Except Environmental	11,127.00	All Other		Balance January 1, 1984	1,532.79
Welfare-Public Assistance	2,908.00			Transfer From Taxes	270.48
Hospitals, Clinics, First Aid		CAPITAL DEBT AUTHORIZED, DECEMBER 31, 1984		Redeemed in 1984	
Animal, Insect, & Rodent Control		ISSUED AND UNISSUED	GROSS DEBT	Cancelled, Abated or Adjusted (1984)	
Other Welfare Services		School	1,385,000	Transfers to Foreclosed Property	
RECREATION and CONSERVATION		Self-liquidating	389,000	Balance December 31, 1984	1,803.27
Beaches and Boardwalks		Other	1,560,876	PROPERTY ACQUIRED BY DEED OR	
Parks, Playgrounds, Shade Trees	66,015.00	Total	3,334,876	FORECLOSURE	
Land Reclamation & Conservation				Balance January 1, 1984	
Other Recreational Services	37,022.00	ISSUED AND OUTSTANDING		Transfers From Taxes or Liens	
EDUCATION (excluding schools)		School	1,385,000.00	Sale for Cash (1984)	
Libraries	49,400.00	Self-Liquidating	369,000.00	Cancelled, Abated or Adjusted (1984)	
Other Educational Services		Other	1,273,000.00	Balance December 31, 1984	
STATUTORY EXPENDITURES		Total	3,027,000.00	CURRENT FINANCES DECEMBER 31, 1984	
Pensions & F. I. C. A.	100,457.92	EQUALIZED VALUATION BASIS		ASSETS	
Employee Fringe Benefits	41,543.00	FOR NET DEBT COMPUTATION	194,981,405	Cash Dec. 31, 1984	249,611.70
Other Statutory Expenditures		REAL PROPERTY VALUATIONS		Taxes Receivable	79,918.39
CETA And Other Public Employment Programs		Code Class # of Parcels % VAL'N	ASSESSED VALUATION	Tax Title Liens	1,803.27
MUNICIPAL FUNCTIONS	1,278,290.57	1 Vacant Land 192 3.53	5,273,600.00	Foreclosed Property	
CAPITAL IMPROVEMENTS	8,750.00	2 Residential 2121 82.13	122,548,600.00	Emergencies & Other Deferred Charges	9,600.00
DEBT SERVICE		3 Farm 2 .02	37,000.00	State and Federal Aid Receivable	
Principal Payments	202,000.00	4a Commercial 89 6.44	9,608,100.00	Other Receivables	13,095.48
Interest Payments	115,587.69	4b Industrial 8 7.25	10,825,600.00	Total	354,028.84
		4c Apartments 8 .62	923,000.00	LIABILITIES, RESERVES, AND SURPLUS	
DEFERRED CHARGES	7,400.00	Total 2420	149,215,900.00	Cash Liabilities	146,543.94
SCHOOL, COUNTY, SPECIAL DISTRICT TAXES	4,459,020.29	Land Area 1.60 Sq. Miles		Reserves for Receivables	94,817.14
RESERVE FOR UNCOLLECTED TAXES	97,000.00	Net Valuation Taxable-Municipal	149,860,168	Surplus Dec. 31, 1984	112,667.76
EXPENDITURES	6,159,298.55	Net Valuation Taxable-County	197,529,641	Total	354,028.84
		State Equalized Valuation	210,636,433		
		State Equalization Ratio	71.06		

0610
Population 1980 24,815
Population 1984 25,226
S & P Rating A
Moody Rating

General Tax Rate Per \$100. 4.65
State Equalized Tax Rate 2.90

MILLVILLE CITY - CUMBERLAND COUNTY
Form of Government:
Commission (1911)
Number of Members on Governing Body - 5

PER CAPITA:
Gross Debt 508.60
Net Debt 188.17
Debt Service 38.27
Total Tax Levy 471.58
Municipal Expenditures 339.19
PER CENT:
Gross Debt 3.42
Net Debt 1.27
Tax Levy Collected 95.77
Tax Levy Cancelled, Abated or Adjusted .11

EXPENDITURES		REVENUES-REALIZED		1984 PROPERTY TAX	
GENERAL GOVERNMENT				STATE EQUALIZED TAX RATE →	
Governing Body & Public Boards	74,325.00	1984 Property Taxes Collected	11,374,288.17	Local District School Taxes 1.12	4,595,899.00
Municipal Clerk	135,999.99	1984 Payments in Lieu of Taxes	42,768.19	Regional & Consolidated School Tax	
Financial Administration	136,300.00	Delinquent Tax & Lien Collections	555,376.60	School Taxes in Municipal Budget .06	238,886.00
Assessment of Taxes	149,821.40	Business Personalty Replacement Taxes	478,329.96	County Taxes 1.11 *	4,549,983.18
Collection of Taxes	63,950.00	Taxes from Public Utilities	1,520,683.00	County Library Taxes	
Planning, Housing & Development	343,398.00	Other Miscellaneous Tax Revenues		Local Municipal Purpose Taxes .60	2,445,600.00
Human Resources	8,405.00	State Aid Revenues	1,570,294.12	Veteran & Senior Citizen Taxes	315,200.00
Elections	853,814.76	Federal Aid Revenues		Total Taxes for Rate Computation 2.89	12,145,568.18
General Administration (other)		State and Local Fiscal Assistance Act Utilized	200,632.99	Special District Taxes	
JUDICIARY		Sale of Acquired Property		Bank Corp. Taxes	35,782.94
Municipal Courts	86,749.99	Other Miscellaneous Revenues	753,442.39	Added and Omitted Taxes	29,917.28
PUBLIC SAFETY		Total	16,495,815.42	Total Taxes Levied - ABSTRACT	11,896,068.40
Fire Protection	252,711.34	Prior Years Surplus Appropriated	812,000.00	Total Taxes Billed	11,876,093.68
Police Protection	1,646,363.92	REVENUES TOTAL	17,307,815.42	1984 TAXES COLLECTED	11,374,288.17
Civil Defense & Disaster Control	5,501.52	Reserve For Uncollected Taxes	701,219.95	1984 Taxes Cancelled, Abated or Adjusted	13,133.78
Environmental Inspection & Control	89,010.78	CAPITAL OUTLAY TOTAL	2,936,323.54	Transfer to Tax Title Liens or Foreclosed	68,811.37
Other Public Safety				Balance Outstanding Dec. 31, 1984	419,860.36
PUBLIC WORKS				PRIOR YEARS TAXES OUTSTANDING	
Streets and Drainage	922,624.92	Public Enterprises	1,571,401.73	Balance January 1, 1984	538,669.54
Sewers and Sewage Processing		Recreation—Culture		Collected in 1984	507,059.99
Garbage and Trash Disposal	336,050.00	Public Works	61,572.61	Cancelled, Abated or Adjusted 1984	12,230.45
Public Buildings and Grounds	161,025.00	Buildings and Grounds	1,284,999.20	Transfers to Tax Title Liens or Foreclosed	18,524.83
Other Public Works	136,891.60	Library and Education	18,350.00	Balance December 31, 1984	854.27
HEALTH and WELFARE		Conservation		TAX TITLE LIENS OUTSTANDING	
Health Services Except Environmental	645.00	All Other		Balance January 1, 1984	107,516.88
Welfare-Public Assistance	82,899.99	CAPITAL DEBT AUTHORIZED, DECEMBER 31, 1984		Transfer From Taxes	103,812.28
Hospitals, Clinics, First Aid	500.00	ISSUED AND UNISSUED		Redeemed in 1984	48,316.61
Animal, Insect, & Rodent Control	10,379.01	SCHOOL	5,853,550	Cancelled, Abated or Adjusted (1984)	
Other Welfare Services		Self-liquidating	4,454,659	Transfers to Foreclosed Property	15,425.93
RECREATION and CONSERVATION		Other	2,521,850	Balance December 31, 1984	147,586.62
Beaches and Boardwalks		Total	12,830,059	PROPERTY ACQUIRED BY DEED OR FORECLOSURE	
Parks, Playgrounds, Shade Trees	148,600.00	ISSUED AND OUTSTANDING		Balance January 1, 1984	198,191.07
Land Reclamation & Conservation		School	5,819,000.00	Transfers From Taxes or Liens	15,425.93
Other Recreational Services	56,829.33	Self-Liquidating	2,080,000.00	Sale for Cash (1984)	18,562.00
EDUCATION (excluding schools)		Other	1,755,000.00	Cancelled, Abated or Adjusted (1984)	2,950.00
Libraries	135,000.00	Total	9,654,000.00	Balance December 31, 1984	192,105.00
Other Educational Services		EQUALIZED VALUATION BASIS FOR NET DEBT COMPUTATION	374,985,708	CURRENT FINANCES DECEMBER 31, 1984	
STATUTORY EXPENDITURES		REAL PROPERTY VALUATIONS		ASSETS	
Pensions & F. I. C. A.	515,417.82	Code Class # of Parcels % VAL'N		Cash Dec. 31, 1984	2,033,327.45
Employee Fringe Benefits	357,500.00	1 Vacant Land 2038 4.23	10,554,950.00	Taxes Receivable	420,714.63
Other Statutory Expenditures	15,000.00	2 Residential 6516 62.45	155,768,250.00	Tax Title Liens	147,586.62
CETA And Other Public Employment Programs		3 Farm 203 1.19	2,957,700.00	Foreclosed Property	192,105.00
MUNICIPAL FUNCTIONS TOTAL	6,725,714.37	4a Commercial 425 9.52	23,741,250.00	Emergencies & Other Deferred Charges	109,359.00
CAPITAL IMPROVEMENTS *MEMO*	64,000.00	4b Industrial 114 17.16	42,802,200.00	State and Federal Aid Receivable	5,064.00
DEBT SERVICE		4c Apartments 46 5.45	13,595,000.00	Other Receivables	1,054,589.00
Principal Payments	520,000.00	Total 9342	249,419,350.00	Total	3,962,745.70
Interest Payments	445,452.03	Land Area 43.00 Sq. Miles		LIABILITIES, RESERVES, AND SURPLUS	
TYPE I SCHL DEBT *MEMO*	828,539.53	Net Valuation Taxable-Municipal	254,756,043	Cash Liabilities	1,807,164.92
DEFERRED CHARGES	164,100.14	Net Valuation Taxable-County	399,881,121	Reserves for Receivables	1,421,495.48
SCHOOL, COUNTY, SPECIAL DISTRICT TAXES	9,384,768.18	State Equalized Valuation	405,514,912	Surplus Dec. 31, 1984	734,085.30
RESERVE FOR UNCOLLECTED TAXES	701,219.95	State Equalization Ratio	62.34	Total	3,962,745.70
EXPENDITURES TOTAL	17,941,254.67				

1984/3000

* ABOVE DEBT SERVICE INCLUDES TYPE I SCHOOL DEBT

*Includes County Health Service Taxes or County Vocational School Taxes. See Table 13.

1420
Population 1980 3,325
Population 1984 3,351
S & P Rating
Moody Rating

General Tax Rate Per \$100.

3.71

State Equalized Tax Rate

2.62

MINE HILL TOWNSHIP – MORRIS COUNTY
Form of Government:
Mayor–Council Plan E (OMCL 50)
Number of Members on Governing Body – 5

PER CAPITA:

Gross Debt 261.44
Net Debt 137.77
Debt Service 6.52
Total Tax Levy 735.48
Municipal Expenditures 311.78

PER CENT:

Gross Debt 1.06
Net Debt .56
Tax Levy Collected 97.73
Tax Levy Cancelled, Abated or Adjusted .01

EXPENDITURES		REVENUES-REALIZED		1984 PROPERTY TAX	
GENERAL GOVERNMENT				STATE EQUALIZED TAX RATE	
Governing Body & Public Boards				Local District School Taxes	1.67
Municipal Clerk				Regional & Consolidated School Tax	
Financial Administration	19,310.68	1984 Property Taxes Collected	2,407,435.07	School Taxes in Municipal Budget	
Assessment of Taxes	16,615.60	1984 Payments in Lieu of Taxes		County Taxes	.36
Collection of Taxes	13,842.21	Delinquent Tax & Lien Collections	39,139.00	County Library Taxes	.01
Planning, Housing & Development	14,087.15	Business Personalty Replacement Taxes	57,790.40	Local Municipal Purpose Taxes	.57
Human Resources		Taxes from Public Utilities	152,373.00	Veteran & Senior Citizen Taxes	
Elections		Other Miscellaneous Tax Revenues		Total Taxes for Rate Computation	2.61
General Administration (other)	170,515.62	State Aid Revenues	43,301.38	Special District Taxes	
JUDICIARY		Federal Aid Revenues		Bank Corp. Taxes	
Municipal Courts	28,277.35	State and Local Fiscal Assistance Act Utilized	23,436.00	Added and Omitted Taxes	
PUBLIC SAFETY		Sale of Acquired Property		Total Taxes Levied - ABSTRACT	2,464,604.06
Fire Protection	22,250.00	Other Miscellaneous Revenues	128,944.48	Total Taxes Billed	2,463,425.02
Police Protection	213,927.62			1984 TAXES COLLECTED	2,407,435.07
Civil Defense & Disaster Control	8,600.00	Prior Years Surplus Appropriated	163,000.00	1984 Taxes Cancelled, Abated or Adjusted	297.16
Environmental Inspection & Control	11,397.26	REVENUES TOTAL	3,015,419.33	Transfer to Tax Title Liens or Foreclosed	11,350.73
Other Public Safety		Reserve For Uncollected Taxes	73,314.11	Balance Outstanding Dec. 31, 1984	44,342.06
PUBLIC WORKS		CAPITAL OUTLAY TOTAL	279,162.87	PRIOR YEARS TAXES OUTSTANDING	
Streets and Drainage	110,502.23			Balance January 1, 1984	36,517.01
Sewers and Sewage Processing	30,000.00	Public Enterprises	224,201.34	Collected in 1984	36,516.45
Garbage and Trash Disposal		Recreation—Culture	3,573.19	Cancelled, Abated or Adjusted 1984	.56
Public Buildings and Grounds	6,847.62	Public Works	4,481.82	Transfers to Tax Title Liens or Foreclosed	
Other Public Works	13,651.01	Buildings and Grounds	46,906.52	Balance December 31, 1984	
HEALTH and WELFARE		Library and Education		TAX TITLE LIENS OUTSTANDING	
Health Services Except Environmental	31,641.03	Conservation		Balance January 1, 1984	53,289.41
Welfare-Public Assistance	1,405.00	All Other		Transfer From Taxes	11,350.73
Hospitals, Clinics, First Aid		CAPITAL DEBT AUTHORIZED, DECEMBER 31, 1984		Redeemed in 1984	2,622.55
Animal, Insect, & Rodent Control	2,250.00	ISSUED AND UNISSUED		Cancelled, Abated or Adjusted (1984)	
Other Welfare Services		School		Transfers to Foreclosed Property	
RECREATION and CONSERVATION		Self-liquidating	414,400	Balance December 31, 1984	62,017.59
Beaches and Boardwalks		Other	461,678	PROPERTY ACQUIRED BY DEED OR	
Parks, Playgrounds, Shade Trees	7,500.00	Total	876,078	FORECLOSURE	
Land Reclamation & Conservation	39.69			Balance January 1, 1984	34,905.00
Other Recreational Services	4,215.00	ISSUED AND OUTSTANDING		Transfers From Taxes or Liens	
EDUCATION (excluding schools)		School		Sale for Cash (1984)	
Libraries		Self-Liquidating	414,400.00	Cancelled, Abated or Adjusted (1984)	
Other Educational Services		Other	434,820.00	Balance December 31, 1984	34,905.00
STATUTORY EXPENDITURES		Total	849,220.00	CURRENT FINANCES DECEMBER 31, 1984	
Pensions & F. I. C. A.	56,252.72	EQUALIZED VALUATION BASIS		ASSETS	
Employee Fringe Benefits	26,412.29	FOR NET DEBT COMPUTATION	83,025,096	Cash Dec. 31, 1984	563,070.67
Other Statutory Expenditures	200.00	REAL PROPERTY VALUATIONS		Taxes Receivable	44,342.06
CETA And Other Public Employment Programs		Code Class # of Parcels % VAL'N	ASSESSED VALUATION	Tax Title Liens	62,017.59
MUNICIPAL FUNCTIONS TOTAL	809,740.13	1 Vacant Land 180 5.87	3,648,500.00	Foreclosed Property	34,905.00
CAPITAL IMPROVEMENTS *MEMO*	25,000.00	2 Residential 1099 89.50	55,623,100.00	Emergencies & Other Deferred Charges	22,748.62
DEBT SERVICE		3 Farm 2 .02	11,300.00	State and Federal Aid Receivable	
Principal Payments		4a Commercial 34 4.38	2,722,000.00	Other Receivables	
Interest Payments	21,844.48	4b Industrial		Total	794,392.50
		4c Apartments 1 .23	145,300.00	LIABILITIES, RESERVES, AND SURPLUS	
		Total 1316	62,150,200.00	Cash Liabilities	359,961.78
DEFERRED CHARGES	139,862.82	Land Area 2.95 Sq. Miles		Reserves for Receivables	208,573.21
SCHOOL, COUNTY, SPECIAL DISTRICT TAXES	1,940,804.55	Net Valuation Taxable-Municipal	62,630,711	Surplus Dec. 31, 1984	225,857.51
RESERVE FOR UNCOLLECTED TAXES	73,314.11	Net Valuation Taxable-County	88,407,088	Total	794,392.50
EXPENDITURES TOTAL	2,985,566.09	State Equalized Valuation	88,599,326		
		State Equalization Ratio	70.53		

1333
 Population 1980 **3,318**
 Population 1984 **3,520**
 S & P Rating
 Moody Rating **A**

General Tax Rate Per \$100. **2.72**
 State Equalized Tax Rate **2.03**

MONMOUTH BEACH BORO. – MON. CO.
Form of Government:
Commission (1911)
Number of Members on Governing Body – 3

PER CAPITA:
 Gross Debt **688.90**
 Net Debt **404.19**
 Debt Service **64.82**
 Total Tax Levy **1,026.03**
 Municipal Expenditures **485.17**

PER CENT:
 Gross Debt **1.57**
 Net Debt **.92**
 Tax Levy Collected **96.39**
 Tax Levy Cancelled, Abated or Adjusted

EXPENDITURES		REVENUES-REALIZED		1984 PROPERTY TAX	
GENERAL GOVERNMENT				STATE EQUALIZED TAX RATE \downarrow	
Governing Body & Public Boards		1984 Property Taxes Collected	3,477,780.93	Local District School Taxes .43	750,171.50
Municipal Clerk		1984 Payments in Lieu of Taxes	134,824.75	Regional & Consolidated School Tax .60	1,061,323.31
Financial Administration	11,500.00	Delinquent Tax & Lien Collections	7,946.68	School Taxes in Municipal Budget	
Assessment of Taxes	15,164.00	Business Personalty Replacement Taxes	215,963.00	County Taxes .51	892,132.10
Collection of Taxes	2,378.00	Taxes from Public Utilities		County Library Taxes .02	34,004.70
Planning, Housing & Development	11,205.96	Other Miscellaneous Tax Revenues	24,532.49	Local Municipal Purpose Taxes .48	847,242.00
Human Resources	4,792.89	State Aid Revenues		Veteran & Senior Citizen Taxes	21,650.00
Elections	1,349.75	Federal Aid Revenues	13,874.00	Total Taxes for Rate Computation 2.04	3,606,523.61
General Administration (other)	203,272.20	State and Local Fiscal Assistance Act Utilized		Special District Taxes	
JUDICIARY		Sale of Acquired Property	533,470.53	Bank Corp. Taxes	3,765.57
Municipal Courts	20,958.37	Other Miscellaneous Revenues	4,408,392.38	Added and Omitted Taxes	22,993.72
PUBLIC SAFETY		Total	286,000.00	Total Taxes Levied - ABSTRACT	3,611,632.90
Fire Protection	27,820.00	Prior Years Surplus Appropriated	4,694,392.38	Total Taxes Billed	3,607,867.33
Police Protection	287,529.49	REVENUES TOTAL	225,743.79	1984 TAXES COLLECTED	3,477,780.93
Civil Defense & Disaster Control	1,890.11	Reserve For Uncollected Taxes	63,156.42	1984 Taxes Cancelled, Abated or Adjusted	
Environmental Inspection & Control	32,328.00	CAPITAL OUTLAY TOTAL		Transfer to Tax Title Liens or Foreclosed	
Other Public Safety				Balance Outstanding Dec. 31, 1984	130,086.40
PUBLIC WORKS				PRIOR YEARS TAXES OUTSTANDING	
Streets and Drainage	209,444.83	Public Enterprises		Balance January 1, 1984	136,984.60
Sewers and Sewage Processing		Recreation—Culture	9,804.89	Collected in 1984	134,824.75
Garbage and Trash Disposal	70,172.28	Public Works	3,351.53	Cancelled, Abated or Adjusted 1984	
Public Buildings and Grounds	18,500.00	Buildings and Grounds		Transfers to Tax Title Liens or Foreclosed	
Other Public Works	32,000.00	Library and Education		Balance December 31, 1984	2,159.85
HEALTH and WELFARE		Conservation	50,000.00	TAX TITLE LIENS OUTSTANDING	
Health Services Except Environmental	15,117.00	All Other		Balance January 1, 1984	18,182.95
Welfare-Public Assistance	150.00	CAPITAL DEBT AUTHORIZED, DECEMBER 31, 1984		Transfer From Taxes	
Hospitals, Clinics, First Aid		ISSUED AND UNISSUED		Redeemed in 1984	
Animal, Insect, & Rodent Control		School	1,002,177	Cancelled, Abated or Adjusted (1984)	
Other Welfare Services		Self-liquidating		Transfers to Foreclosed Property	
RECREATION and CONSERVATION		Other	1,422,749	Balance December 31, 1984	18,182.95
Beaches and Boardwalks	103,184.92	Total	2,424,926	PROPERTY ACQUIRED BY DEED OR	
Parks, Playgrounds, Shade Trees	19,500.00			FORECLOSURE	
Land Reclamation & Conservation	100.00	ISSUED AND OUTSTANDING		Balance January 1, 1984	118,710.00
Other Recreational Services		School	1,002,177.60	Transfers From Taxes or Liens	
EDUCATION (excluding schools)		Self-Liquidating		Sale for Cash (1984)	
Libraries	22,474.20	Other	1,172,000.00	Cancelled, Abated or Adjusted (1984)	
Other Educational Services		Total	2,174,177.60	Balance December 31, 1984	118,710.00
STATUTORY EXPENDITURES		EQUALIZED VALUATION BASIS		CURRENT FINANCES DECEMBER 31, 1984	
Pensions & F. I. C. A.	80,438.21	FOR NET DEBT COMPUTATION	154,397,159	ASSETS	
Employee Fringe Benefits	43,200.00	REAL PROPERTY VALUATIONS		Cash Dec. 31, 1984	1,592,959.21
Other Statutory Expenditures	3,500.00	Code Class # of Parcels % VAL'N	ASSESSED VALUATION	Taxes Receivable	132,246.25
CETA And Other Public Employment Programs		1 Vacant Land 257 2.90	3,798,150.00	Tax Title Liens	18,182.95
MUNICIPAL FUNCTIONS TOTAL	1,237,970.21	2 Residential 1775 94.05	123,370,750.00	Foreclosed Property	118,710.00
CAPITAL IMPROVEMENTS *MEMO*	25,000.00	3 Farm		Emergencies & Other Deferred Charges	50,000.00
DEBT SERVICE		4a Commercial 32 2.98	3,907,700.00	State and Federal Aid Receivable	
Principal Payments	110,000.00	4b Industrial		Other Receivables	19,030.00
Interest Payments	118,164.00	4c Apartments 1 .07	96,600.00	Total	1,931,128.41
		Total 2065	131,173,200.00	LIABILITIES, RESERVES, AND SURPLUS	
DEFERRED CHARGES	15,930.00	Land Area 1.10 Sq. Miles		Cash Liabilities	951,467.49
SCHOOL, COUNTY, SPECIAL DISTRICT TAXES	2,737,631.61	Net Valuation Taxable-Municipal	131,559,224	Reserves for Receivables	288,169.20
RESERVE FOR UNCOLLECTED TAXES	225,743.79	Net Valuation Taxable-County	165,774,159	Surplus Dec. 31, 1984	691,491.72
EXPENDITURES TOTAL	4,445,439.61	State Equalized Valuation	176,362,949	Total	1,931,128.41
		State Equalization Ratio	74.54		

0811

Population 1980 21,639
 Population 1984 22,461
 S & P Rating A
 Moody Rating AAA

General Tax Rate Per \$100.

2.20

State Equalized Tax Rate

2.29

MONROE TOWNSHIP – GLOUCESTER CO.**Form of Government:****Mayor-Council Plan F (OMCL 50)****Number of Members on Governing Body – 7****PER CAPITA:**

Gross Debt 327.26
 Net Debt 123.88
 Debt Service 25.85
 Total Tax Levy 409.20
 Municipal Expenditures 376.16

PER CENT:

Gross Debt 1.99
 Net Debt .76
 Tax Levy Collected 91.34
 Tax Levy Cancelled, Abated or Adjusted

EXPENDITURES		REVENUES-REALIZED		1984 PROPERTY TAX	
GENERAL GOVERNMENT				STATE EQUALIZED TAX RATE 1.24	
Governing Body & Public Boards		1984 Property Taxes Collected	8,385,619.90	Local District School Taxes	4,972,680.00
Municipal Clerk		1984 Payments in Lieu of Taxes		Regional & Consolidated School Tax	
Financial Administration	130,236.47	Delinquent Tax & Lien Collections	593,217.58	School Taxes in Municipal Budget	
Assessment of Taxes	37,484.00	Business Personalty Replacement Taxes	126,176.08	County Taxes	2,587,816.05
Collection of Taxes	100,374.00	Taxes from Public Utilities	3,110,329.00	County Library Taxes	
Planning, Housing & Development	278,507.00	Other Miscellaneous Tax Revenues		Local Municipal Purpose Taxes	1,573,000.00
Human Resources	3,100.00	State Aid Revenues	260,042.55	Veteran & Senior Citizen Taxes	260,300.00
Elections	10,200.00	Federal Aid Revenues	214,470.00	Total Taxes for Rate Computation	9,393,796.05
General Administration (other)	593,887.75	State and Local Fiscal Assistance Act Utilized	108,209.82	Special District Taxes	
JUDICIARY		Sale of Acquired Property		Bank Corp. Taxes	9,942.08
Municipal Courts	80,329.00	Other Miscellaneous Revenues	491,691.63	Added and Omitted Taxes	47,512.44
PUBLIC SAFETY		Total	13,289,756.56	Total Taxes Levied - ABSTRACT	9,190,950.57
Fire Protection	130,016.00	Prior Years Surplus Appropriated	756,108.85	Total Taxes Billed	9,181,008.49
Police Protection	1,488,006.24	REVENUES TOTAL	14,045,865.41	1984 TAXES COLLECTED	8,385,619.90
Civil Defense & Disaster Control	500.00	Reserve For Uncollected Taxes	719,221.77	1984 Taxes Cancelled, Abated or Adjusted	234.25
Environmental Inspection & Control	68,374.00	CAPITAL OUTLAY TOTAL	179,541.01	Transfer to Tax Title Liens or Foreclosed	114,730.12
Other Public Safety				Balance Outstanding Dec. 31, 1984	680,424.22
PUBLIC WORKS				PRIOR YEARS TAXES OUTSTANDING	
Streets and Drainage	864,122.13	Public Enterprises		Balance January 1, 1984	561,341.63
Sewers and Sewage Processing		Recreation—Culture		Collected in 1984	483,570.95
Garbage and Trash Disposal	724,503.52	Public Works	65,426.88	Cancelled, Abated or Adjusted 1984	497.16
Public Buildings and Grounds	196,347.00	Buildings and Grounds	114,114.13	Transfers to Tax Title Liens or Foreclosed	54,497.12
Other Public Works	221,449.33	Library and Education		Balance December 31, 1984	22,776.40
HEALTH and WELFARE		Conservation		TAX TITLE LIENS OUTSTANDING	
Health Services Except Environmental	59,873.00	All Other		Balance January 1, 1984	278,258.86
Welfare-Public Assistance	19,450.00	CAPITAL DEBT AUTHORIZED, DECEMBER 31, 1984		Transfer From Taxes	178,420.98
Hospitals, Clinics, First Aid		ISSUED AND UNISSUED	GROSS DEBT	Redeemed in 1984	109,646.63
Animal, Insect, & Rodent Control	5,000.00	School	4,568,000	Cancelled, Abated or Adjusted (1984)	
Other Welfare Services	2,900.00	Self-liquidating		Transfers to Foreclosed Property	
RECREATION and CONSERVATION		Other	2,782,500	Balance December 31, 1984	347,033.21
Beaches and Boardwalks		Total	7,350,500	PROPERTY ACQUIRED BY DEED OR FORECLOSURE	
Parks, Playgrounds, Shade Trees	13,600.00	ISSUED AND OUTSTANDING		Balance January 1, 1984	810,400.00
Land Reclamation & Conservation	44,182.00	School	4,568,000.00	Transfers From Taxes or Liens	
Other Recreational Services	83,274.00	Self-Liquidating		Sale for Cash (1984)	
EDUCATION (excluding schools)		Other	2,725,500.00	Cancelled, Abated or Adjusted (1984)	
Libraries	160,000.00	Total	7,293,500.00	Balance December 31, 1984	810,400.00
Other Educational Services	800.00	EQUALIZED VALUATION BASIS		CURRENT FINANCES DECEMBER 31, 1984	
STATUTORY EXPENDITURES		FOR NET DEBT COMPUTATION	368,482,241	ASSETS	
Pensions & F. I. C. A.	345,433.53	REAL PROPERTY VALUATIONS		Cash Dec. 31, 1984	974,261.74
Employee Fringe Benefits	259,004.25	Code Class # of Parcels % VAL'N	ASSESSED VALUATION	Taxes Receivable	703,200.62
Other Statutory Expenditures	1,000.00	1 Vacant Land 2112 5.16	20,905,700.00	Tax Title Liens	347,033.21
CETA And Other Public Employment Programs		2 Residential 5690 74.31	301,146,600.00	Foreclosed Property	810,400.00
MUNICIPAL FUNCTIONS TOTAL	5,961,953.22	3 Farm 609 3.59	14,552,800.00	Emergencies & Other Deferred Charges	181,753.00
CAPITAL IMPROVEMENTS *MEMO*		4a Commercial 342 14.31	57,996,100.00	State and Federal Aid Receivable	227,568.00
DEBT SERVICE		4b Industrial 6 .30	1,226,500.00	Other Receivables	54,150.51
Principal Payments	320,000.00	4c Apartments 10 2.33	9,433,300.00	Total	3,298,367.08
Interest Payments	260,581.50	Total 8769	405,261,000.00	LIABILITIES, RESERVES, AND SURPLUS	
DEFERRED CHARGES	64,101.17	Land Area 46.96 Sq. Miles		Cash Liabilities	982,781.93
SCHOOL, COUNTY, SPECIAL DISTRICT TAXES	7,560,496.05	Net Valuation Taxable-Municipal	415,913,064	Reserves for Receivables	1,914,784.34
RESERVE FOR UNCOLLECTED TAXES	719,221.77	Net Valuation Taxable-County	388,608,073	Surplus Dec. 31, 1984	400,800.81
EXPENDITURES TOTAL	14,886,353.71	State Equalized Valuation	400,251,180	Total	3,298,367.08
		State Equalization Ratio	104.02		

1213
Population 1980 15,858
Population 1984 18,161
S & P Rating
Moody Rating AAA

General Tax Rate Per \$100. 4.04
State Equalized Tax Rate 1.86

MONROE TOWNSHIP - MIDDLESEX CO.
Form of Government:
Mayor-Council Plan F (OMCL 50)
Number of Members on Governing Body - 5

PER CAPITA:
Gross Debt 1,122.70
Net Debt 591.75
Debt Service 39.28
Total Tax Levy 752.39
Municipal Expenditures 273.08
PER CENT:
Gross Debt 3.45
Net Debt 1.82
Tax Levy Collected 96.59
Tax Levy Cancelled, Abated or Adjusted .41

EXPENDITURES		REVENUES-REALIZED		1984 PROPERTY TAX	
GENERAL GOVERNMENT		STATE EQUALIZED TAX RATE		Local District School Taxes 1.11	
Governing Body & Public Boards	25,975.00	1984 Property Taxes Collected	13,224,855.85	Regional & Consolidated School Tax	7,591,730.00
Municipal Clerk	71,811.00	1984 Payments in Lieu of Taxes		School Taxes in Municipal Budget	
Financial Administration	118,810.00	Delinquent Tax & Lien Collections	447,659.06	County Taxes	3,903,457.08
Assessment of Taxes	68,425.00	Business Personalty Replacement Taxes	157,210.52	County Library Taxes	
Collection of Taxes	16,420.00	Taxes from Public Utilities	1,243,494.00	Local Municipal Purpose Taxes	1,230,551.53
Planning, Housing & Development	99,726.00	Other Miscellaneous Tax Revenues	3,033.59	Veteran & Senior Citizen Taxes	139,000.00
Human Resources	88,858.00	State Aid Revenues	152,861.09	Total Taxes for Rate Computation	1.86 12,864,738.61
Elections	9,100.00	Federal Aid Revenues		Special District Taxes	436,020.00
General Administration (other)	507,927.00	State and Local Fiscal Assistance Act Utilized	75,486.00	Bank Corp. Taxes	30,249.20
JUDICIARY		Sale of Acquired Property	23,960.00	Added and Omitted Taxes	472,173.20
Municipal Courts	49,416.00	Other Miscellaneous Revenues	1,086,152.52	Total Taxes Levied - ABSTRACT	13,664,181.01
PUBLIC SAFETY		Total	16,414,712.63	Total Taxes Billed	13,692,046.17
Fire Protection		Prior Years Surplus Appropriated	850,000.00	1984 TAXES COLLECTED	13,224,855.85
Police Protection	968,145.00	REVENUES TOTAL	17,264,712.63	1984 Taxes Cancelled, Abated or Adjusted	55,815.43
Civil Defense & Disaster Control	663.00	Reserve For Uncollected Taxes	627,145.44	Transfer to Tax Title Liens or Foreclosed	23,390.39
Environmental Inspection & Control	183,634.50	CAPITAL OUTLAY TOTAL	1,180,675.78	Balance Outstanding Dec. 31, 1984	387,984.50
Other Public Safety		Public Enterprises		PRIOR YEARS TAXES OUTSTANDING	
PUBLIC WORKS		Recreation—Culture	238,745.98	Balance January 1, 1984	407,165.97
Streets and Drainage	722,776.00	Public Works	891,356.69	Collected in 1984	393,146.78
Sewers and Sewage Processing		Buildings and Grounds	46,822.89	Cancelled, Abated or Adjusted 1984	314.38
Garbage and Trash Disposal	59,122.00	Library and Education	3,059.06	Transfers to Tax Title Liens or Foreclosed	11,229.35
Public Buildings and Grounds	69,230.00	Conservation	691.16	Balance December 31, 1984	2,475.46
Other Public Works		All Other		TAX TITLE LIENS OUTSTANDING	
HEALTH and WELFARE		CAPITAL DEBT AUTHORIZED, DECEMBER 31, 1984		Balance January 1, 1984	113,711.58
Health Services Except Environmental	7,314.00	ISSUED AND UNISSUED		Transfer From Taxes	36,563.53
Welfare-Public Assistance	5,853.00	SCHOOL GROSS DEBT	5,270,000	Redeemed in 1984	54,512.28
Hospitals, Clinics, First Aid		Self-liquidating		Cancelled, Abated or Adjusted (1984)	
Animal, Insect, & Rodent Control	14,517.00	Other	15,119,430	Transfers to Foreclosed Property	22,308.47
Other Welfare Services	332.00	Total	20,389,430	Balance December 31, 1984	73,454.36
RECREATION and CONSERVATION		ISSUED AND OUTSTANDING		PROPERTY ACQUIRED BY DEED OR FORECLOSURE	
Beaches and Boardwalks		SCHOOL	5,270,000.00	Balance January 1, 1984	645,366.53
Parks, Playgrounds, Shade Trees	1,484.00	Self-Liquidating		Transfers From Taxes or Liens	22,308.47
Land Reclamation & Conservation	4,843.00	Other	12,489,000.00	Sale for Cash (1984)	
Other Recreational Services	123,098.00	Total	17,759,000.00	Cancelled, Abated or Adjusted (1984)	240,375.00
EDUCATION (excluding schools)		EQUALIZED VALUATION BASIS		Balance December 31, 1984	427,300.00
Libraries		FOR NET DEBT COMPUTATION	591,830,918	CURRENT FINANCES DECEMBER 31, 1984	
Other Educational Services	190.00	REAL PROPERTY VALUATIONS		ASSETS	
STATUTORY EXPENDITURES		Code Class # of Parcels % VAL'N	ASSESSED VALUATION	Cash Dec. 31, 1984	7,244,300.11
Pensions & F. I. C. A.	193,299.56	1 Vacant Land 2783 3.50	10,942,300.00	Taxes Receivable	390,459.96
Employee Fringe Benefits	152,998.00	2 Residential 6099 73.35	229,315,800.00	Tax Title Liens	73,454.36
Other Statutory Expenditures	10,000.00	3 Farm 754 4.89	15,296,200.00	Foreclosed Property	427,300.00
CETA And Other Public Employment Programs		4a Commercial 153 10.82	33,815,500.00	Emergencies & Other Deferred Charges	44,000.00
MUNICIPAL FUNCTIONS		4b Industrial 40 7.44	23,248,800.00	State and Federal Aid Receivable	53,787.15
CAPITAL IMPROVEMENTS		4c Apartments		Other Receivables	170,826.72
DEBT SERVICE		Total 9828	312,613,600.00	Total	8,404,128.30
Principal Payments	155,000.00	Land Area 41.80 Sq. Miles		LIABILITIES, RESERVES, AND SURPLUS	
Interest Payments	558,354.11	Net Valuation Taxable-Municipal	315,664,497	Cash Liabilities	6,155,307.30
DEFERRED CHARGES		Net Valuation Taxable-County	636,428,396	Reserves for Receivables	1,062,041.04
SCHOOL, COUNTY, SPECIAL DISTRICT TAXES		State Equalized Valuation	681,914,774	Surplus Dec. 31, 1984	1,186,779.96
RESERVE FOR UNCOLLECTED TAXES		State Equalization Ratio	46.05	Total	8,404,128.30
EXPENDITURES TOTAL					

1914
Population 1980 2,066
Population 1984 2,265
S & P Rating
Moody Rating

General Tax Rate Per \$100. 1.81
State Equalized Tax Rate 1.68

MONTAGUE TWP. — SUSSEX CO.

Form of Government:

Township Committee

Number of Members on Governing Body — 3

PER CAPITA:
Gross Debt 248.19
Net Debt 43.33
Debt Service 5.61
Total Tax Levy 619.07
Municipal Expenditures 291.96

PER CENT:
Gross Debt .72
Net Debt .13
Tax Levy Collected 86.05
Tax Levy Cancelled, Abated or Adjusted .78

EXPENDITURES		REVENUES-REALIZED		1984 PROPERTY TAX	
GENERAL GOVERNMENT				STATE EQUALIZED TAX RATE	
Governing Body & Public Boards		1984 Property Taxes Collected	1,203,559.60	Local District School Taxes .99	815,856.36
Municipal Clerk		1984 Payments in Lieu of Taxes		Regional & Consolidated School Tax	
Financial Administration	18,200.00	Delinquent Tax & Lien Collections	105,137.07	School Taxes in Municipal Budget	
Assessment of Taxes	15,700.00	Business Personalty Replacement Taxes	12,412.08	County Taxes .55 *	453,379.84
Collection of Taxes	26,800.00	Taxes from Public Utilities	159,606.00	County Library Taxes .03	26,963.90
Planning, Housing & Development	35,900.00	Other Miscellaneous Tax Revenues		Local Municipal Purpose Taxes .11	87,634.54
Human Resources		State Aid Revenues	12,634.40	Veteran & Senior Citizen Taxes	25,350.00
Elections	1,200.00	Federal Aid Revenues		Total Taxes for Rate Computation 1.68	1,409,184.64
General Administration (other)	101,870.00	State and Local Fiscal Assistance Act Utilized	9,321.00	Special District Taxes	
JUDICIARY		Sale of Acquired Property		Bank Corp. Taxes	3,509.40
Municipal Courts	13,130.00	Other Miscellaneous Revenues	114,024.61	Added and Omitted Taxes	14,848.06
PUBLIC SAFETY		Total	1,616,694.76	Total Taxes Levied - ABSTRACT	1,402,192.10
Fire Protection	18,000.00	Prior Years Surplus Appropriated	204,800.00	Total Taxes Billed	1,398,682.70
Police Protection		REVENUES TOTAL	1,821,494.76	1984 TAXES COLLECTED	1,203,559.60
Civil Defense & Disaster Control	900.00	Reserve For Uncollected Taxes	150,769.80	1984 Taxes Cancelled, Abated or Adjusted	10,860.92
Environmental Inspection & Control	19,973.00			Transfer to Tax Title Liens or Foreclosed	17,370.57
Other Public Safety		CAPITAL OUTLAY TOTAL	906.00	Balance Outstanding Dec. 31, 1984	166,891.61
PUBLIC WORKS				PRIOR YEARS TAXES OUTSTANDING	
Streets and Drainage	139,448.00	Public Enterprises		Balance January 1, 1984	107,139.64
Sewers and Sewage Processing	425.00	Recreation—Culture		Collected in 1984	94,902.31
Garbage and Trash Disposal	1,500.00	Public Works	906.00	Cancelled, Abated or Adjusted 1984	
Public Buildings and Grounds	21,900.00	Buildings and Grounds		Transfers to Tax Title Liens or Foreclosed	12,059.73
Other Public Works		Library and Education		Balance December 31, 1984	177.60
HEALTH and WELFARE		Conservation		TAX TITLE LIENS OUTSTANDING	
Health Services Except Environmental	18,830.00	All Other		Balance January 1, 1984	21,855.11
Welfare-Public Assistance	2,450.00			Transfer From Taxes	29,790.41
Hospitals, Clinics, First Aid		CAPITAL DEBT AUTHORIZED, DECEMBER 31, 1984		Redeemed in 1984	10,234.76
Animal, Insect, & Rodent Control	4,500.00	ISSUED AND UNISSUED		Cancelled, Abated or Adjusted (1984)	
Other Welfare Services		School	464,000	Transfers to Foreclosed Property	
RECREATION and CONSERVATION		Self-liquidating	98,150	Balance December 31, 1984	41,410.76
Beaches and Boardwalks		Other	98,150	PROPERTY ACQUIRED BY DEED OR	
Parks, Playgrounds, Shade Trees		Total	562,150	FORECLOSURE	
Land Reclamation & Conservation				Balance January 1, 1984	43,855.00
Other Recreational Services	5,050.00	ISSUED AND OUTSTANDING		Transfers From Taxes or Liens	
EDUCATION (excluding schools)		School	464,000.00	Sale for Cash (1984)	
Libraries		Self-Liquidating	38,400.00	Cancelled, Abated or Adjusted (1984)	
Other Educational Services		Other	502,400.00	Balance December 31, 1984	43,855.00
STATUTORY EXPENDITURES		Total		CURRENT FINANCES DECEMBER 31, 1984	
Pensions & F. I. C. A.	18,150.00	EQUALIZED VALUATION BASIS		ASSETS	
Employee Fringe Benefits	18,500.00	FOR NET DEBT COMPUTATION	78,198,488	Cash Dec. 31, 1984	410,522.51
Other Statutory Expenditures	4,000.00	REAL PROPERTY VALUATIONS		Taxes Receivable	167,069.21
CETA And Other Public Employment Programs		Code Class # of Parcels % VAL'N		Tax Title Liens	41,410.76
MUNICIPAL FUNCTIONS TOTAL	486,476.00	1 Vacant Land 1440 18.28	13,838,818.00	Foreclosed Property	43,855.00
CAPITAL IMPROVEMENTS *MEMO*	1,400.00	2 Residential 1012 62.53	47,350,600.00	Emergencies & Other Deferred Charges	
DEBT SERVICE		3 Farm 131 4.10	3,103,370.00	State and Federal Aid Receivable	6,605.62
Principal Payments	9,600.00	4a Commercial 41 12.65	9,579,350.00	Other Receivables	3,705.74
Interest Payments	3,100.00	4b Industrial 6 1.67	1,265,700.00	Total	673,168.84
		4c Apartments 6 .77	586,500.00	LIABILITIES, RESERVES, AND SURPLUS	
		Total 2636	75,724,338.00	Cash Liabilities	184,184.65
DEFERRED CHARGES	11,349.60	Land Area 45.20 Sq. Miles		Reserves for Receivables	256,040.71
SCHOOL, COUNTY, SPECIAL DISTRICT TAXES	1,296,200.10	Net Valuation Taxable-Municipal	76,801,595	Surplus Dec. 31, 1984	232,943.48
RESERVE FOR UNCOLLECTED TAXES	150,769.80	Net Valuation Taxable-County	80,022,766	Total	673,168.84
EXPENDITURES TOTAL	1,957,495.50	State Equalized Valuation	82,632,818		
		State Equalization Ratio	92.85		

0713
 Population 1980 38,321
 Population 1984 38,485
 S & P Rating AA
 Moody Rating AAA

General Tax Rate Per \$100. 8.81
 State Equalized Tax Rate 3.34

MONTCLAIR TOWNSHIP – ESSEX COUNTY
Form of Government:
Council-Manager Plan C (OMCL 50)
Number of Members on Governing Body – 5

PER CAPITA:
 Gross Debt 751.29
 Net Debt 436.85
 Debt Service 76.96
 Total Tax Levy 1,072.09
 Municipal Expenditures 556.56

PER CENT:
 Gross Debt 2.71
 Net Debt 1.58
 Tax Levy Collected 97.59
 Tax Levy Cancelled, Abated or Adjusted .15

EXPENDITURES		REVENUES-REALIZED		1984 PROPERTY TAX	
GENERAL GOVERNMENT				STATE EQUALIZED TAX RATE →	
Governing Body & Public Boards	19,717.50	1984 Property Taxes Collected	40,215,207.86	Local District School Taxes 1.48	18,166,481.00
Municipal Clerk	107,434.00	1984 Payments in Lieu of Taxes	298,060.90	Regional & Consolidated School Tax	
Financial Administration	292,686.00	Delinquent Tax & Lien Collections	1,113,773.14	School Taxes in Municipal Budget .06	697,516.41
Assessment of Taxes	53,083.00	Business Personalty Replacement Taxes	393,965.72	County Taxes .96	11,833,580.93
Collection of Taxes		Taxes from Public Utilities	2,167,724.00	County Library Taxes	
Planning, Housing & Development	122,265.00	Other Miscellaneous Tax Revenues		Local Municipal Purpose Taxes .85	10,437,606.92
Human Resources	107,240.00	State Aid Revenues	1,085,670.74	Veteran & Senior Citizen Taxes	226,700.00
Elections	38,480.00	Federal Aid Revenues		Total Taxes for Rate Computation 3.35	41,361,885.26
General Administration (other)	1,941,736.00	State and Local Fiscal Assistance Act Utilized	511,569.09	Special District Taxes	
JUDICIARY		Sale of Acquired Property	100,153.37	Bank Corp. Taxes	61,825.64
Municipal Courts	188,442.00	Other Miscellaneous Revenues	4,332,632.14	Added and Omitted Taxes	62,267.69
PUBLIC SAFETY		Total	50,218,756.96	Total Taxes Levied - ABSTRACT	41,259,278.59
Fire Protection	2,512,797.00	Prior Years Surplus Appropriated	1,591,731.94	Total Taxes Billed	41,210,204.80
Police Protection	3,328,472.88	REVENUES TOTAL	51,810,488.90	1984 TAXES COLLECTED	40,215,207.86
Civil Defense & Disaster Control		Reserve For Uncollected Taxes	1,749,006.82	1984 Taxes Cancelled, Abated or Adjusted	63,440.61
Environmental Inspection & Control	84,939.00	CAPITAL OUTLAY TOTAL	182,286.02	Transfer to Tax Title Liens or Foreclosed	56,028.50
Other Public Safety				Balance Outstanding Dec. 31, 1984	875,527.83
PUBLIC WORKS				PRIOR YEARS TAXES OUTSTANDING	
Streets and Drainage	961,614.00	Public Enterprises		Balance January 1, 1984	1,020,466.81
Sewers and Sewage Processing	929,483.29	Recreation—Culture	10,953.18	Collected in 1984	871,059.20
Garbage and Trash Disposal	1,069,574.00	Public Works	69,073.36	Cancelled, Abated or Adjusted 1984	36,793.69
Public Buildings and Grounds	369,248.00	Buildings and Grounds	28,850.80	Transfers to Tax Title Liens or Foreclosed	109,503.08
Other Public Works	187,490.00	Library and Education	73,408.68	Balance December 31, 1984	3,110.84
HEALTH and WELFARE		Conservation		TAX TITLE LIENS OUTSTANDING	
Health Services Except Environmental	624,640.00	All Other		Balance January 1, 1984	212,027.01
Welfare-Public Assistance	222,448.00	CAPITAL DEBT AUTHORIZED, DECEMBER 31, 1984		Transfer From Taxes	177,830.86
Hospitals, Clinics, First Aid		ISSUED AND UNISSUED GROSS DEBT NET DEBT		Redeemed in 1984	206,822.93
Animal, Insect, & Rodent Control	46,718.00	School 8,428,661	2,598,261	Cancelled, Abated or Adjusted (1984)	
Other Welfare Services		Self-liquidating 5,770,500	14,214,015	Transfers to Foreclosed Property	58,690.99
RECREATION and CONSERVATION		Other 14,714,250	16,812,277	Balance December 31, 1984	124,343.95
Beaches and Boardwalks		Total 28,913,411		PROPERTY ACQUIRED BY DEED OR FORECLOSURE	
Parks, Playgrounds, Shade Trees	478,827.00			Balance January 1, 1984	85,609.01
Land Reclamation & Conservation		ISSUED AND OUTSTANDING		Transfers From Taxes or Liens	58,690.99
Other Recreational Services	242,843.00	School 8,428,661.00		Sale for Cash (1984)	
EDUCATION (excluding schools)		Self-Liquidating 4,732,500.00		Cancelled, Abated or Adjusted (1984)	
Libraries	814,632.00	Other 12,867,000.00		Balance December 31, 1984	144,300.00
Other Educational Services		Total 26,028,161.00		CURRENT FINANCES DECEMBER 31, 1984	
STATUTORY EXPENDITURES		EQUALIZED VALUATION BASIS FOR NET DEBT COMPUTATION	1,065,877,984	ASSETS	
Pensions & F. I. C. A.	1,871,838.00	REAL PROPERTY VALUATIONS		Cash Dec. 31, 1984	11,886,945.85
Employee Fringe Benefits		Code Class # of Parcels % VAL'N	ASSESSED VALUATION	Taxes Receivable	878,638.67
Other Statutory Expenditures	5,000.00	1 Vacant Land 302 .63	2,901,300.00	Tax Title Liens	124,343.95
CETA and Other Public Employment Programs		2 Residential 8664 82.87	381,286,000.00	Foreclosed Property	144,300.00
MUNICIPAL FUNCTIONS TOTAL	16,621,647.67	3 Farm		Emergencies & Other Deferred Charges	255,000.00
CAPITAL IMPROVEMENTS *MEMO*	254,500.00	4a Commercial 510 9.13	42,015,500.00	State and Federal Aid Receivable	1,576.99
DEBT SERVICE		4b Industrial 6 .09	428,300.00	Other Receivables	213,547.46
Principal Payments	1,573,000.00	4c Apartments 174 7.27	33,447,600.00	Total	13,504,352.92
Interest Payments	1,388,635.35	Total 9656	460,078,700.00	LIABILITIES, RESERVES, AND SURPLUS	
TYPE I SCHL DEBT *MEMO*	1,065,435.55	Land Area 6.20 Sq. Miles		Cash Liabilities	9,533,346.83
DEFERRED CHARGES	87,100.00	Net Valuation Taxable-Municipal	467,059,400	Reserves for Receivables	1,270,739.99
SCHOOL, COUNTY, SPECIAL DISTRICT TAXES	30,697,578.34	Net Valuation Taxable-County	1,055,029,105	Surplus Dec. 31, 1984	2,700,266.10
RESERVE FOR UNCOLLECTED TAXES	1,749,006.82	State Equalized Valuation	1,219,422,953	Total	13,504,352.92
EXPENDITURES TOTAL	52,116,968.18	State Equalization Ratio	37.95		

1813
 Population 1980 7,360
 Population 1984 7,759
 S & P Rating
 Moody Rating A1
 General Tax Rate Per \$100. 3.03
 State Equalized Tax Rate 1.86

MONTGOMERY TWP. - SOMERSET CO.
Form of Government:
Township Committee
Number of Members on Governing Body - 5

PER CAPITA:
 Gross Debt 796.99
 Net Debt 550.48
 Debt Service 85.58
 Total Tax Levy 991.58
 Municipal Expenditures 505.31
 PER CENT:
 Gross Debt 1.75
 Net Debt 1.21
 Tax Levy Collected 95.16
 Tax Levy Cancelled, Abated or Adjusted .01

EXPENDITURES		REVENUES-REALIZED		1984 PROPERTY TAX	
GENERAL GOVERNMENT				STATE EQUALIZED TAX RATE $\frac{1.29}{1.86}$	
Governing Body & Public Boards	53,213.00	1984 Property Taxes Collected	7,328,918.02	Local District School Taxes	5,056,004.00
Municipal Clerk	105,251.00	1984 Payments in Lieu of Taxes		Regional & Consolidated School Tax	
Financial Administration	125,651.00	Delinquent Tax & Lien Collections	413,864.75	School Taxes in Municipal Budget	
Assessment of Taxes	24,824.00	Business Personalty Replacement Taxes	124,741.92	County Taxes	1,858,258.62
Collection of Taxes	149,301.00	Taxes from Public Utilities	840,222.00	County Library Taxes	144,224.00
Planning, Housing & Development		Other Miscellaneous Tax Revenues		Local Municipal Purpose Taxes	235,506.93
Human Resources		State Aid Revenues	370,252.09	Veteran & Senior Citizen Taxes	36,900.00
Elections		Federal Aid Revenues		Total Taxes for Rate Computation	7,330,893.55
General Administration (other)	380,778.99	State and Local Fiscal Assistance Act Utilized	31,886.33	Special District Taxes	163,700.00
JUDICIARY		Sale of Acquired Property		Bank Corp. Taxes	4,118.53
Municipal Courts	35,947.00	Other Miscellaneous Revenues	1,428,477.34	Added and Omitted Taxes	231,827.86
PUBLIC SAFETY		Total	10,538,362.45	Total Taxes Levied - ABSTRACT	7,693,639.94
Fire Protection	94,098.17	Prior Years Surplus Appropriated	802,000.00	Total Taxes Billed	7,701,817.58
Police Protection	512,192.00	REVENUES TOTAL	11,340,362.45	1984 TAXES COLLECTED	7,328,918.02
Civil Defense & Disaster Control	400.00	Reserve For Uncollected Taxes	577,749.41	1984 Taxes Cancelled, Abated or Adjusted	865.45
Environmental Inspection & Control	118,282.52	CAPITAL OUTLAY TOTAL	1,019,645.79	Transfer to Tax Title Liens or Foreclosed	2,046.25
Other Public Safety				Balance Outstanding Dec. 31, 1984	369,987.86
PUBLIC WORKS				PRIOR YEARS TAXES OUTSTANDING	
Streets and Drainage	236,241.83	Public Enterprises		Balance January 1, 1984	432,547.10
Sewers and Sewage Processing	220,511.00	Recreation—Culture	55,360.66	Collected in 1984	393,188.85
Garbage and Trash Disposal		Public Works	902,216.98	Cancelled, Abated or Adjusted 1984	6,815.02
Public Buildings and Grounds	114,519.00	Buildings and Grounds	62,068.15	Transfers to Tax Title Liens or Foreclosed	
Other Public Works	27,000.00	Library and Education		Balance December 31, 1984	32,543.23
HEALTH and WELFARE		Conservation		TAX TITLE LIENS OUTSTANDING	
Health Services Except Environmental	57,878.50	All Other		Balance January 1, 1984	19,009.87
Welfare-Public Assistance	3,895.00	CAPITAL DEBT AUTHORIZED, DECEMBER 31, 1984		Transfer From Taxes	2,046.25
Hospitals, Clinics, First Aid		ISSUED AND UNISSUED		Redeemed in 1984	20,675.90
Animal, Insect, & Rodent Control	500.00	School	1,711,000	Cancelled, Abated or Adjusted (1984)	
Other Welfare Services		Self-Liquidating	4,472,842	Transfers to Foreclosed Property	
RECREATION and CONSERVATION		Other	4,271,137	Balance December 31, 1984	380.22
Beaches and Boardwalks		Total	6,183,842	PROPERTY ACQUIRED BY DEED OR	
Parks, Playgrounds, Shade Trees	17,986.00	ISSUED AND OUTSTANDING		FORECLOSURE	
Land Reclamation & Conservation	4,800.00	School	1,711,000.00	Balance January 1, 1984	115,210.00
Other Recreational Services	62,541.75	Self-Liquidating	4,022,200.00	Transfers From Taxes or Liens	
EDUCATION (excluding schools)		Other	5,733,200.00	Sale for Cash (1984)	
Libraries	2,100.00	Total		Cancelled, Abated or Adjusted (1984)	
Other Educational Services		EQUALIZED VALUATION BASIS		Balance December 31, 1984	115,210.00
STATUTORY EXPENDITURES		FOR NET DEBT COMPUTATION	352,628,027	CURRENT FINANCES DECEMBER 31, 1984	
Pensions & F. I. C. A.	168,308.49	REAL PROPERTY VALUATIONS		ASSETS	
Employee Fringe Benefits	68,203.00	Code Class # of Parcels % VAL'N		Cash Dec. 31, 1984	4,522,797.33
Other Statutory Expenditures		1 Vacant Land 571 5.76	13,770,850.00	Taxes Receivable	402,531.09
CETA And Other Public Employment Programs		2 Residential 1770 57.39	137,113,000.00	Tax Title Liens	380.22
MUNICIPAL FUNCTIONS TOTAL	2,584,413.25	3 Farm 428 5.13	12,251,850.00	Foreclosed Property	115,210.00
CAPITAL IMPROVEMENTS *MEMO*	39,000.00	4a Commercial 112 17.18	41,039,950.00	Emergencies & Other Deferred Charges	186,492.66
DEBT SERVICE		4b Industrial 4 12.94	30,922,300.00	State and Federal Aid Receivable	
Principal Payments	358,980.00	4c Apartments 1 1.60	3,832,800.00	Other Receivables	51,931.40
Interest Payments	305,046.21	Total 2886	238,930,750.00	Total	5,279,342.70
DEFERRED CHARGES	94,487.54	Land Area 32.80 Sq. Miles		LIABILITIES, RESERVES, AND SURPLUS	
SCHOOL, COUNTY, SPECIAL DISTRICT TAXES	7,222,186.62	Net Valuation Taxable-Municipal	240,932,811	Cash Liabilities	3,089,461.54
RESERVE FOR UNCOLLECTED TAXES	577,749.41	Net Valuation Taxable-County	367,358,285	Reserves for Receivables	570,052.71
EXPENDITURES TOTAL	11,142,863.03	State Equalized Valuation	391,050,564	Surplus Dec. 31, 1984	1,619,828.45
		State Equalization Ratio	61.42	Total	5,279,342.70

0236

Population 1980

7,318

Population 1984

7,547

S & P Rating

Moody Rating

A

General Tax Rate Per \$100.

1.82

State Equalized Tax Rate

1.87

MONTVALE BOROUGH - BERGEN COUNTY**Form of Government:****Borough Council****Number of Members on Governing Body - 6****PER CAPITA:**

Gross Debt

863.70

Net Debt

720.95

Debt Service

103.13

Total Tax Levy

1,330.98

Municipal Expenditures

488.96

PER CENT:

Gross Debt

1.35

Net Debt

1.13

Tax Levy Collected

97.80

Tax Levy Cancelled, Abated

or Adjusted

.46

EXPENDITURES		REVENUES-REALIZED		1984 PROPERTY TAX	
GENERAL GOVERNMENT				STATE EQUALIZED TAX RATE →	
Governing Body & Public Boards		1984 Property Taxes Collected	9,831,048.85	Local District School Taxes .60	3,203,183.85
Municipal Clerk		1984 Payments in Lieu of Taxes		Regional & Consolidated School Tax .60	3,210,909.66
Financial Administration	8,025.00	Delinquent Tax & Lien Collections	259,769.33	School Taxes in Municipal Budget	
Assessment of Taxes	30,616.00	Business Personalty Replacement Taxes	149,682.20	County Taxes .34	1,814,694.78
Collection of Taxes	19,005.00	Taxes from Public Utilities	1,062,721.00	County Library Taxes	
Planning, Housing & Development	18,375.00	Other Miscellaneous Tax Revenues		Local Municipal Purpose Taxes .33	1,779,702.77
Human Resources		State Aid Revenues	51,639.25	Veteran & Senior Citizen Taxes	40,650.00
Elections	1,215.00	Federal Aid Revenues		Total Taxes for Rate Computation 1.87	10,049,141.06
General Administration (other)	340,954.00	State and Local Fiscal Assistance Act Utilized	62,394.92	Special District Taxes	
JUDICIARY		Sale of Acquired Property		Bank Corp. Taxes	25,834.61
Municipal Courts	20,590.00	Other Miscellaneous Revenues	306,297.71	Added and Omitted Taxes	10,587.26
PUBLIC SAFETY		Total	11,723,553.26	Total Taxes Levied - ABSTRACT	10,044,912.93
Fire Protection	137,205.00	Prior Years Surplus Appropriated	275,000.00	Total Taxes Billed	10,052,456.75
Police Protection	789,290.00	REVENUES TOTAL	11,998,553.26	1984 TAXES COLLECTED	9,831,048.85
Civil Defense & Disaster Control		Reserve For Uncollected Taxes	294,871.64	1984 Taxes Cancelled, Abated or Adjusted	46,431.36
Environmental Inspection & Control	47,135.00	CAPITAL OUTLAY TOTAL	248,205.24	Transfer to Tax Title Liens or Foreclosed	1,433.30
Other Public Safety				Balance Outstanding Dec. 31, 1984	173,543.24
PUBLIC WORKS				PRIOR YEARS TAXES OUTSTANDING*	
Streets and Drainage	250,486.00	Public Enterprises		Balance January 1, 1984	267,222.12
Sewers and Sewage Processing	285,950.00	Recreation—Culture		Collected in 1984	259,769.33
Garbage and Trash Disposal	221,800.00	Public Works	128,869.09	Cancelled, Abated or Adjusted 1984	5,788.13
Public Buildings and Grounds	11,085.00	Buildings and Grounds	108,217.14	Transfers to Tax Title Liens or Foreclosed	
Other Public Works	60,350.00	Library and Education		Balance December 31, 1984	1,664.66
HEALTH and WELFARE		Conservation	11,119.01	TAX TITLE LIENS OUTSTANDING	
Health Services Except Environmental	30,006.00	All Other		Balance January 1, 1984	2,953.76
Welfare-Public Assistance	850.00			Transfer From Taxes	1,433.30
Hospitals, Clinics, First Aid				Redeemed in 1984	
Animal, Insect, & Rodent Control				Cancelled, Abated or Adjusted (1984)	
Other Welfare Services				Transfers to Foreclosed Property	
RECREATION and CONSERVATION				Balance December 31, 1984	4,387.06
Beaches and Boardwalks				PROPERTY ACQUIRED BY DEED OR	
Parks, Playgrounds, Shade Trees	9,700.00			FORECLOSURE	
Land Reclamation & Conservation	300.00			Balance January 1, 1984	70,600.00
Other Recreational Services	37,220.00			Transfers From Taxes or Liens	
EDUCATION (excluding schools)				Sale for Cash (1984)	
Libraries	74,835.00			Cancelled, Abated or Adjusted (1984)	
Other Educational Services				Balance December 31, 1984	70,600.00
STATUTORY EXPENDITURES				CURRENT FINANCES DECEMBER 31, 1984	
Pensions & F. I. C. A.	154,508.00			ASSETS	
Employee Fringe Benefits	49,000.00			Cash Dec. 31, 1984	559,791.94
Other Statutory Expenditures	4,500.00			Taxes Receivable	175,207.90
CETA And Other Public Employment Programs				Tax Title Liens	4,387.06
MUNICIPAL FUNCTIONS				Foreclosed Property	70,600.00
TOTAL	2,603,000.00			Emergencies & Other Deferred Charges	64,750.00
CAPITAL IMPROVEMENTS *MEMO*	52,750.00			State and Federal Aid Receivable	
DEBT SERVICE				Other Receivables	9,561.18
Principal Payments	480,050.00			Total	884,298.08
Interest Payments	298,269.55			LIABILITIES, RESERVES, AND SURPLUS	
				Cash Liabilities	289,296.49
DEFERRED CHARGES	14,000.72			Reserves for Receivables	259,756.14
SCHOOL, COUNTY, SPECIAL DISTRICT TAXES	8,228,788.29			Surplus Dec. 31, 1984	335,245.45
RESERVE FOR UNCOLLECTED TAXES	294,871.64			Total	884,298.08
EXPENDITURES TOTAL	11,918,980.20				

1421
 Population 1980 **14,290**
 Population 1984 **14,807**
 S & P Rating **A+**
 Moody Rating **A**

General Tax Rate Per \$100. **5.79**
 State Equalized Tax Rate **1.33**

MONTVILLE TWP. — MORRIS CO.
Form of Government:
Special Charter (CH 95-1974)
Number of Members on Governing Body — 5

PER CAPITA:
 Gross Debt **447.90**
 Net Debt **181.50**
 Debt Service **42.63**
 Total Tax Levy **940.06**
 Municipal Expenditures **334.93**

PER CENT:
 Gross Debt **1.03**
 Net Debt **.42**
 Tax Levy Collected **96.69**
 Tax Levy Cancelled, Abated or Adjusted **.16**

EXPENDITURES		REVENUES-REALIZED		1984 PROPERTY TAX	
GENERAL GOVERNMENT				STATE EQUALIZED TAX RATE 1.25	
Governing Body & Public Boards		1984 Property Taxes Collected	13,469,487.71	Local District School Taxes	9,056,168.31
Municipal Clerk		1984 Payments in Lieu of Taxes		Regional & Consolidated School Tax	
Financial Administration	44,763.00	Delinquent Tax & Lien Collections	441,781.25	School Taxes in Municipal Budget	
Assessment of Taxes	30,709.42	Business Personalty Replacement Taxes	184,355.56	County Taxes	2,539,080.89
Collection of Taxes	58,599.25	Taxes from Public Utilities	1,370,702.00	County Library Taxes	97,182.80
Planning, Housing & Development	49,295.94	Other Miscellaneous Tax Revenues		Local Municipal Purpose Taxes	1,489,770.82
Human Resources	1,000.00	State Aid Revenues	93,720.53	Veteran & Senior Citizen Taxes	93,700.00
Elections		Federal Aid Revenues		Total Taxes for Rate Computation	13,275,902.82
General Administration (other)	517,271.09	State and Local Fiscal Assistance Act Utilized	62,697.00	Special District Taxes	434,381.00
JUDICIARY		Sale of Acquired Property		Bank Corp. Taxes	9,164.18
Municipal Courts	39,079.75	Other Miscellaneous Revenues		Added and Omitted Taxes	293,653.69
PUBLIC SAFETY		Total	16,248,027.72	Total Taxes Levied - ABSTRACT	13,919,401.69
Fire Protection		Prior Years Surplus Appropriated	900,000.00	Total Taxes Billed	13,931,262.45
Police Protection	1,082,958.13	REVENUES TOTAL	17,148,027.72	1984 TAXES COLLECTED	13,469,487.71
Civil Defense & Disaster Control	1,300.00	Reserve For Uncollected Taxes	812,565.20	1984 Taxes Cancelled, Abated or Adjusted	22,147.12
Environmental Inspection & Control	95,888.52	CAPITAL OUTLAY TOTAL	419,833.43	Transfer to Tax Title Liens or Foreclosed	97,806.06
Other Public Safety				Balance Outstanding Dec. 31, 1984	341,821.56
PUBLIC WORKS				PRIOR YEARS TAXES OUTSTANDING	
Streets and Drainage	523,941.32	Public Enterprises		Balance January 1, 1984	341,824.24
Sewers and Sewage Processing	301,053.00	Recreation—Culture		Collected in 1984	326,428.53
Garbage and Trash Disposal	4,365.45	Public Works	394,251.65	Cancelled, Abated or Adjusted 1984	5,362.63
Public Buildings and Grounds	117,380.73	Buildings and Grounds	25,581.78	Transfers to Tax Title Liens or Foreclosed	9,767.92
Other Public Works	243.25	Library and Education		Balance December 31, 1984	265.16
HEALTH and WELFARE		Conservation		TAX TITLE LIENS OUTSTANDING	
Health Services Except Environmental	123,225.41	All Other		Balance January 1, 1984	309,661.49
Welfare-Public Assistance	4,082.04	CAPITAL DEBT AUTHORIZED, DECEMBER 31, 1984		Transfer From Taxes	108,982.00
Hospitals, Clinics, First Aid		ISSUED AND UNISSUED	GROSS DEBT	Redeemed in 1984	115,352.72
Animal, Insect, & Rodent Control	6,500.00	School	3,937,000	Cancelled, Abated or Adjusted (1984)	
Other Welfare Services		Self-liquidating		Transfers to Foreclosed Property	
RECREATION and CONSERVATION		Other	2,695,000	Balance December 31, 1984	303,290.77
Beaches and Boardwalks		Total	6,632,000	PROPERTY ACQUIRED BY DEED OR FORECLOSURE	
Parks, Playgrounds, Shade Trees		ISSUED AND OUTSTANDING		Balance January 1, 1984	61,400.00
Land Reclamation & Conservation		School	3,937,000.00	Transfers From Taxes or Liens	
Other Recreational Services	53,807.00	Self-Liquidating		Sale for Cash (1984)	
EDUCATION (excluding schools)		Other	2,695,000.00	Cancelled, Abated or Adjusted (1984)	
Libraries	61,226.00	Total	6,632,000.00	Balance December 31, 1984	61,400.00
Other Educational Services	17,533.00	EQUALIZED VALUATION BASIS		CURRENT FINANCES DECEMBER 31, 1984	
STATUTORY EXPENDITURES		FOR NET DEBT COMPUTATION	644,741,285	ASSETS	
Pensions & F. I. C. A.	221,429.00	REAL PROPERTY VALUATIONS		Cash Dec. 31, 1984	1,227,277.69
Employee Fringe Benefits	116,802.89	Code Class # of Parcels % VAL'N	ASSESSED VALUATION	Taxes Receivable	342,086.72
Other Statutory Expenditures	5,000.00	1 Vacant Land 689 4.73	10,730,050.00	Tax Title Liens	303,290.77
CETA And Other Public Employment Programs		2 Residential 4045 72.23	163,694,700.00	Foreclosed Property	61,400.00
MUNICIPAL FUNCTIONS TOTAL	3,477,454.19	3 Farm 114 1.11	2,517,300.00	Emergencies & Other Deferred Charges	155,000.00
CAPITAL IMPROVEMENTS *MEMO*	37,500.00	4a Commercial 144 5.28	11,973,100.00	State and Federal Aid Receivable	
DEBT SERVICE		4b Industrial 71 16.64	37,713,300.00	Other Receivables	20,229.26
Principal Payments	402,600.00	4c Apartments		Total	2,109,284.44
Interest Payments	228,659.15	Total 5063	226,628,450.00	LIABILITIES, RESERVES, AND SURPLUS	
DEFERRED CHARGES	37,965.51	Land Area 18.97 Sq. Miles		Cash Liabilities	282,778.49
SCHOOL, COUNTY, SPECIAL DISTRICT TAXES	12,126,813.00	Net Valuation Taxable-Municipal	227,981,840	Reserves for Receivables	708,837.02
RESERVE FOR UNCOLLECTED TAXES	812,565.20	Net Valuation Taxable-County	693,289,689	Surplus Dec. 31, 1984	1,117,668.93
EXPENDITURES TOTAL	17,086,057.05	State Equalized Valuation	720,126,184	Total	2,109,284.44
		State Equalization Ratio	31.53		

0237
Population 1980 2,706
Population 1984 2,653
S & P Rating
Moody Rating A

General Tax Rate Per \$100. 1.70
State Equalized Tax Rate 1.25

MOONACHIE BORO. - BERGEN CO.
Form of Government:
Borough Council
Number of Members on Governing Body - 6

PER CAPITA:
Gross Debt 452.60
Net Debt 337.33
Debt Service 75.07
Total Tax Levy 1,140.59
Municipal Expenditures 640.98

PER CENT:
Gross Debt .55
Net Debt .41
Tax Levy Collected 98.75
Tax Levy Cancelled, Abated or Adjusted

EXPENDITURES		REVENUES-REALIZED		1984 PROPERTY TAX	
GENERAL GOVERNMENT				STATE EQUALIZED TAX RATE	
Governing Body & Public Boards	15,000.00	1984 Property Taxes Collected	2,987,575.11	Local District School Taxes .58	1,390,098.00
Municipal Clerk		1984 Payments in Lieu of Taxes	16,335.58	Regional & Consolidated School Tax	
Financial Administration	17,000.00	Delinquent Tax & Lien Collections	48,358.12	School Taxes in Municipal Budget	
Assessment of Taxes	29,288.00	Business Personalty Replacement Taxes	146,716.92	County Taxes .33	788,613.03
Collection of Taxes	7,080.00	Taxes from Public Utilities	446,583.00	County Library Taxes	
Planning, Housing & Development	11,430.00	Other Miscellaneous Tax Revenues		Local Municipal Purpose Taxes .34	826,213.88
Human Resources	8,000.00	State Aid Revenues	20,561.32	Veteran & Senior Citizen Taxes	33,350.00
Elections	1,125.92	Federal Aid Revenues		Total Taxes for Rate Computation 1.25	3,038,274.91
General Administration (other)	210,350.41	State and Local Fiscal Assistance Act Utilized	46,171.00	Special District Taxes	
JUDICIARY		Sale of Acquired Property		Bank Corp. Taxes	9,796.29
Municipal Courts	30,280.00	Other Miscellaneous Revenues	367,541.03	Added and Omitted Taxes	11,262.39
PUBLIC SAFETY		Total	4,079,842.08	Total Taxes Levied - ABSTRACT	3,025,983.59
Fire Protection	78,200.00	Prior Years Surplus Appropriated	300,000.00	Total Taxes Billed	3,025,485.64
Police Protection	557,867.40	REVENUES TOTAL	4,379,842.08	1984 TAXES COLLECTED	2,987,575.11
Civil Defense & Disaster Control	500.00	Reserve For Uncollected Taxes	92,496.36	1984 Taxes Cancelled, Abated or Adjusted	113.80
Environmental Inspection & Control				Transfer to Tax Title Liens or Foreclosed	20.40
Other Public Safety		CAPITAL OUTLAY TOTAL	172,440.76	Balance Outstanding Dec. 31, 1984	37,776.33
PUBLIC WORKS				PRIOR YEARS TAXES OUTSTANDING	
Streets and Drainage	136,849.00	Public Enterprises		Balance January 1, 1984	50,028.60
Sewers and Sewage Processing		Recreation—Culture		Collected in 1984	48,358.12
Garbage and Trash Disposal	43,300.00	Public Works	83,011.66	Cancelled, Abated or Adjusted 1984	
Public Buildings and Grounds	35,000.00	Buildings and Grounds	89,429.10	Transfers to Tax Title Liens or Foreclosed	
Other Public Works		Library and Education		Balance December 31, 1984	1,670.48
HEALTH and WELFARE		Conservation		TAX TITLE LIENS OUTSTANDING	
Health Services Except Environmental	9,500.00	All Other		Balance January 1, 1984	136.59
Welfare-Public Assistance	600.00			Transfer From Taxes	20.40
Hospitals, Clinics, First Aid		CAPITAL DEBT AUTHORIZED, DECEMBER 31, 1984		Redeemed in 1984	
Animal, Insect, & Rodent Control	1,000.00	ISSUED AND UNISSUED		Cancelled, Abated or Adjusted (1984)	
Other Welfare Services		GROSS DEBT		Transfers to Foreclosed Property	
RECREATION and CONSERVATION		School	150,000	Balance December 31, 1984	156.99
Beaches and Boardwalks		Self-liquidating	104,243	PROPERTY ACQUIRED BY DEED OR	
Parks, Playgrounds, Shade Trees	12,500.00	Other	946,500	FORECLOSURE	
Land Reclamation & Conservation		Total	1,200,743	Balance January 1, 1984	6,650.00
Other Recreational Services	1,100.00	ISSUED AND OUTSTANDING		Transfers From Taxes or Liens	
EDUCATION (excluding schools)		School	150,000.00	Sale for Cash (1984)	
Libraries		Self-Liquidating	865,000.00	Cancelled, Abated or Adjusted (1984)	
Other Educational Services		Other		Balance December 31, 1984	6,650.00
STATUTORY EXPENDITURES		Total	1,015,000.00	CURRENT FINANCES DECEMBER 31, 1984	
Pensions & F. I. C. A.	113,241.36	EQUALIZED VALUATION BASIS		ASSETS	
Employee Fringe Benefits	86,500.00	FOR NET DEBT COMPUTATION	217,941,872	Cash Dec. 31, 1984	1,354,626.60
Other Statutory Expenditures	3,148.68	REAL PROPERTY VALUATIONS		Taxes Receivable	39,446.81
CE&A And Other Public Employment Programs		Code Class # of Parcels % VAL'N		Tax Title Liens	156.99
MUNICIPAL FUNCTIONS TOTAL	1,408,360.77	1 Vacant Land 43 2.02	3,546,400.00	Foreclosed Property	6,650.00
CAPITAL IMPROVEMENTS *M.C.M.C.*	360,000.00	2 Residential 530 16.95	29,786,600.00	Emergencies & Other Deferred Charges	
DEBT SERVICE		3 Farm		State and Federal Aid Receivable	1,642.82
Principal Payments	120,000.00	4a Commercial 27 4.44	7,803,400.00	Other Receivables	6,991.71
Interest Payments	79,166.50	4b Industrial 139 76.60	134,623,800.00	Total	1,409,514.93
DEFERRED CHARGES		4c Apartments		LIABILITIES, RESERVES, AND SURPLUS	
SCHOOL, COUNTY, SPECIAL DISTRICT TAXES	2,178,711.03	Total 739	175,760,200.00	Cash Liabilities	896,382.13
RESERVE FOR UNCOLLECTED TAXES	92,496.36	Land Area 1.60 Sq. Miles		Reserves for Receivables	51,076.52
EXPENDITURES TOTAL	3,879,234.66	Net Valuation Taxable-Municipal	177,307,250	Surplus Dec. 31, 1984	462,056.28
		Net Valuation Taxable-County	208,652,625	Total	1,409,514.93
		State Equalized Valuation	240,686,437		
		State Equalization Ratio	73.51		

0322
 Population 1980 15,596
 Population 1984 15,751
 S & P Rating A+
 Moody Rating A1

General Tax Rate Per \$100. 2.46
 State Equalized Tax Rate 2.42

MOORESTOWN TWP. - BURLINGTON CO.
Form of Government:
Council-Manager Plan E (OMCL 50)
Number of Members on Governing Body - 5

PER CAPITA:
 Gross Debt 918.87
 Net Debt 395.29
 Debt Service 41.30
 Total Tax Levy 1,109.44
 Municipal Expenditures 417.44

PER CENT:
 Gross Debt 2.26
 Net Debt .97
 Tax Levy Collected 95.77
 Tax Levy Cancelled, Abated or Adjusted 1.49

EXPENDITURES		REVENUES-REALIZED		1984 PROPERTY TAX	
GENERAL GOVERNMENT				STATE EQUALIZED TAX RATE	
Governing Body & Public Boards	8,400.00	1984 Property Taxes Collected		Local District School Taxes	1.44 9,837,133.00
Municipal Clerk		1984 Payments in Lieu of Taxes		Regional & Consolidated School Tax	
Financial Administration	79,857.00	Delinquent Tax & Lien Collections		School Taxes in Municipal Budget	
Assessment of Taxes	58,060.00	Business Personalty Replacement Taxes		County Taxes	.61 4,191,501.69
Collection of Taxes	39,948.00	Taxes from Public Utilities		County Library Taxes	
Planning, Housing & Development	155,888.14	Other Miscellaneous Tax Revenues		Local Municipal Purpose Taxes	.37 2,551,826.00
Human Resources		State Aid Revenues		Veteran & Senior Citizen Taxes	138,700.00
Elections		Federal Aid Revenues		Total Taxes for Rate Computation	2.42 16,719,160.69
General Administration (other)	906,095.00	State and Local Fiscal Assistance Act Utilized		Special District Taxes	580,272.00
JUDICIARY		Sale of Acquired Property		Bank Corp. Taxes	44,555.40
Municipal Courts	65,975.00	Other Miscellaneous Revenues		Added and Omitted Taxes	269,497.79
PUBLIC SAFETY		Total		Total Taxes Levied - ABSTRACT	17,474,785.88
Fire Protection		Prior Years Surplus Appropriated		Total Taxes Billed	17,439,866.48
Police Protection	1,190,531.00	REVENUES		1984 TAXES COLLECTED	16,702,239.11
Civil Defense & Disaster Control		Reserve For Uncollected Taxes		1984 Taxes Cancelled, Abated or Adjusted	259,315.05
Environmental Inspection & Control	55,509.00	TOTAL		Transfer to Tax Title Liens or Foreclosed	6,591.12
Other Public Safety		CAPITAL OUTLAY		Balance Outstanding Dec. 31, 1984	471,721.20
PUBLIC WORKS		TOTAL		PRIOR YEARS TAXES OUTSTANDING	
Streets and Drainage	450,347.00	Public Enterprises		Balance January 1, 1984	455,895.09
Sewers and Sewage Processing		Recreation—Culture		Collected in 1984	406,099.29
Garbage and Trash Disposal	390,171.00	Public Works		Cancelled, Abated or Adjusted 1984	28,030.12
Public Buildings and Grounds	233,743.00	Buildings and Grounds		Transfers to Tax Title Liens or Foreclosed	
Other Public Works	262,556.00	Library and Education		Balance December 31, 1984	21,765.68
HEALTH and WELFARE		Conservation		TAX TITLE LIENS OUTSTANDING	
Health Services Except Environmental		All Other		Balance January 1, 1984	116,500.83
Welfare-Public Assistance	2,000.00	CAPITAL DEBT AUTHORIZED, DECEMBER 31, 1984		Transfer From Taxes	6,591.12
Hospitals, Clinics, First Aid		ISSUED AND UNISSUED		Redeemed in 1984	46,349.09
Animal, Insect, & Rodent Control	4,000.00	GROSS DEBT		Cancelled, Abated or Adjusted (1984)	
Other Welfare Services	1,225.00	NET DEBT		Transfers to Foreclosed Property	
RECREATION and CONSERVATION		SCHOOL		Balance December 31, 1984	76,742.86
Beaches and Boardwalks		Self-liquidating		PROPERTY ACQUIRED BY DEED OR FORECLOSURE	
Parks, Playgrounds, Shade Trees	208,510.00	Other		Balance January 1, 1984	56,166.66
Land Reclamation & Conservation		Total		Transfers From Taxes or Liens	
Other Recreational Services	182,915.00	ISSUED AND OUTSTANDING		Sale for Cash (1984)	
EDUCATION (excluding schools)		SCHOOL		Cancelled, Abated or Adjusted (1984)	
Libraries	342,945.00	Self-Liquidating		Balance December 31, 1984	56,166.66
Other Educational Services	3,500.00	Other		CURRENT FINANCES DECEMBER 31, 1984	
STATUTORY EXPENDITURES		Total		ASSETS	
Pensions & F. I. C. A.	382,930.71	EQUALIZED VALUATION BASIS		Cash Dec. 31, 1984	5,364,100.87
Employee Fringe Benefits	164,500.00	FOR NET DEBT COMPUTATION		Taxes Receivable	493,486.88
Other Statutory Expenditures		REAL PROPERTY VALUATIONS		Tax Title Liens	76,742.86
CETA And Other Public Employment Programs		Code Class # of Parcels % VAL'N		Foreclosed Property	56,166.66
MUNICIPAL FUNCTIONS		ASSESSED VALUATION		Emergencies & Other Deferred Charges	209,315.00
CAPITAL IMPROVEMENTS	5,189,605.85	1 Vacant Land 474 2.21		State and Federal Aid Receivable	
DEBT SERVICE		2 Residential 4558 66.76		Other Receivables	23,675.25
Principal Payments	326,656.75	3 Farm 285 2.10		Total	6,223,487.52
Interest Payments	323,919.21	4a Commercial 197 18.48		LIABILITIES, RESERVES, AND SURPLUS	
		4b Industrial 38 8.87		Cash Liabilities	3,337,273.67
		4c Apartments 17 1.57		Reserves for Receivables	650,071.65
		Total 5569		Surplus Dec. 31, 1984	2,236,142.20
DEFERRED CHARGES		Land Area 15.18 Sq. Miles		Total	6,223,487.52
SCHOOL, COUNTY, SPECIAL DISTRICT TAXES	93,879.16	Net Valuation Taxable-Municipal			
RESERVE FOR UNCOLLECTED TAXES	14,608,906.69	Net Valuation Taxable-County			
EXPENDITURES		State Equalized Valuation			
TOTAL	21,184,004.66	State Equalization Ratio			

1422
 Population 1980 **18,486**
 Population 1984 **19,655**
 S & P Rating **AA**
 Moody Rating **AA1**

General Tax Rate Per \$100. **2.09**
 State Equalized Tax Rate **1.85**

MORRIS TOWNSHIP – MORRIS COUNTY
Form of Government:
Township Committee
Number of Members on Governing Body – 5

PER CAPITA:
 Gross Debt **1,524.49**
 Net Debt **399.93**
 Debt Service **15.42**
 Total Tax Levy **1,129.97**
 Municipal Expenditures **416.33**

PER CENT:
 Gross Debt **2.95**
 Net Debt **.77**
 Tax Levy Collected **98.37**
 Tax Levy Cancelled, Abated or Adjusted **.11**

EXPENDITURES		REVENUES-REALIZED		1984 PROPERTY TAX	
GENERAL GOVERNMENT				STATE EQUALIZED TAX RATE →	
Governing Body & Public Boards	33,000.00	1984 Property Taxes Collected	21,871,299.90	Local District School Taxes	
Municipal Clerk	89,160.00	1984 Payments in Lieu of Taxes	11,000.00	Regional & Consolidated School Tax	1.24
Financial Administration	120,670.00	Delinquent Tax & Lien Collections	587,758.37	School Taxes in Municipal Budget	
Assessment of Taxes	201,100.00	Business Personalty Replacement Taxes	441,263.72	County Taxes	.36
Collection of Taxes	50,550.00	Taxes from Public Utilities	1,544,601.00	County Library Taxes	
Planning, Housing & Development	77,642.00	Other Miscellaneous Tax Revenues	754,097.48	Local Municipal Purpose Taxes	.24
Human Resources	560.00	State Aid Revenues	151,385.34	Veteran & Senior Citizen Taxes	
Elections	6,675.00	Federal Aid Revenues	126,412.37	Total Taxes for Rate Computation	1.84
General Administration (other)	769,252.21	State and Local Fiscal Assistance Act Utilized		Special District Taxes	
JUDICIARY		Sale of Acquired Property	862,448.05	Bank Corp. Taxes	
Municipal Courts	66,475.00	Other Miscellaneous Revenues	26,350,266.23	Added and Omitted Taxes	
PUBLIC SAFETY		Total	1,100,000.00	Total Taxes Levied - ABSTRACT	
Fire Protection	739,390.00	Prior Years Surplus Appropriated	27,450,266.23	Total Taxes Billed	
Police Protection	1,785,115.00	REVENUES	977,735.20	1984 TAXES COLLECTED	
Civil Defense & Disaster Control	11,000.00	Reserve For Uncollected Taxes	1,723,639.27	1984 Taxes Cancelled, Abated or Adjusted	
Environmental Inspection & Control	86,900.00	CAPITAL OUTLAY		Transfer to Tax Title Liens or Foreclosed	
Other Public Safety		Total		Balance Outstanding Dec. 31, 1984	
PUBLIC WORKS				PRIOR YEARS TAXES OUTSTANDING	
Streets and Drainage	1,207,329.00	Public Enterprises	600,599.61	Balance January 1, 1984	
Sewers and Sewage Processing		Recreation—Culture	63,282.16	Collected in 1984	
Garbage and Trash Disposal	65,700.00	Public Works	125,620.61	Cancelled, Abated or Adjusted 1984	
Public Buildings and Grounds		Buildings and Grounds	837,445.59	Transfers to Tax Title Liens or Foreclosed	
Other Public Works		Library and Education	96,691.30	Balance December 31, 1984	
HEALTH and WELFARE		Conservation		TAX TITLE LIENS OUTSTANDING	
Health Services Except Environmental	125,480.00	All Other		Balance January 1, 1984	
Welfare-Public Assistance	23,200.00	CAPITAL DEBT AUTHORIZED, DECEMBER 31, 1984		Transfer From Taxes	
Hospitals, Clinics, First Aid		ISSUED AND UNISSUED		Redeemed in 1984	
Animal, Insect, & Rodent Control	6,000.00	GROSS DEBT		Cancelled, Abated or Adjusted (1984)	
Other Welfare Services		School	8,364,305	Transfers to Foreclosed Property	
RECREATION and CONSERVATION		Self-Liquidating	12,384,950	Balance December 31, 1984	
Beaches and Boardwalks	330,007.00	Other	9,214,638	PROPERTY ACQUIRED BY DEED OR FORECLOSURE	
Parks, Playgrounds, Shade Trees	998.00	Total	29,963,894	Balance January 1, 1984	
Land Reclamation & Conservation	1,525.00	ISSUED AND OUTSTANDING		Transfers From Taxes or Liens	
Other Recreational Services		School	8,364,305.95	Sale for Cash (1984)	
EDUCATION (excluding schools)		Self-Liquidating	12,384,350.00	Cancelled, Abated or Adjusted (1984)	
Libraries	211,947.66	Other	8,217,538.00	Balance December 31, 1984	
Other Educational Services		Total	28,966,193.95	CURRENT FINANCES DECEMBER 31, 1984	
STATUTORY EXPENDITURES		EQUALIZED VALUATION BASIS		ASSETS	
Pensions & F. I. C. A.	662,016.72	FOR NET DEBT COMPUTATION		Cash Dec. 31, 1984	
Employee Fringe Benefits	230,400.00	REAL PROPERTY VALUATIONS		Taxes Receivable	
Other Statutory Expenditures	100.00	Code Class # of Parcels % VAL'N		Tax Title Liens	
CETA And Other Public Employment Programs		1 Vacant Land 546 2.83		Foreclosed Property	
MUNICIPAL FUNCTIONS		2 Residential 5644 70.17		Emergencies & Other Deferred Charges	
CAPITAL IMPROVEMENTS		3 Farm 16 .06		State and Federal Aid Receivable	
DEBT SERVICE		4a Commercial 94 15.23		Other Receivables	
Principal Payments	75,000.00	4b Industrial 26 10.20		Total	
Interest Payments	228,063.11	4c Apartments 4 1.51		LIABILITIES, RESERVES, AND SURPLUS	
		Total 6330		Cash Liabilities	
DEFERRED CHARGES		Land Area 15.70 Sq. Miles		Reserves for Receivables	
SCHOOL, COUNTY, SPECIAL DISTRICT TAXES	18,989,553.74	Net Valuation Taxable-Municipal		Surplus Dec. 31, 1984	
RESERVE FOR UNCOLLECTED TAXES	977,735.20	Net Valuation Taxable-County		Total	
EXPENDITURES		State Equalized Valuation			
TOTAL	27,172,544.64	State Equalization Ratio			

1423
Population 1980 5,305
Population 1984 5,864
S & P Rating AA
Moody Rating AA

General Tax Rate Per \$100. 1.92
State Equalized Tax Rate 1.96

MORRIS PLAINS BOROUGH – MORRIS CO.
Form of Government:
Borough Council
Number of Members on Governing Body – 6

PER CAPITA:
Gross Debt 807.11
Net Debt 661.25
Debt Service 85.58
Total Tax Levy 1,280.70
Municipal Expenditures 621.68

PER CENT:
Gross Debt 1.41
Net Debt 1.16
Tax Levy Collected 98.05
Tax Levy Cancelled, Abated or Adjusted .83

EXPENDITURES		REVENUES-REALIZED		1984 PROPERTY TAX	
GENERAL GOVERNMENT				STATE EQUALIZED TAX RATE 1.01	
Governing Body & Public Boards		1984 Property Taxes Collected	7,348,185.97	Local District School Taxes	3,733,005.00
Municipal Clerk	136,040.00	1984 Payments in Lieu of Taxes	7,420.27	Regional & Consolidated School Tax	
Financial Administration	60,245.00	Delinquent Tax & Lien Collections	113,971.61	School Taxes in Municipal Budget	
Assessment of Taxes	112,130.00	Business Personalty Replacement Taxes	244,213.88	County Taxes	1,428,936.81
Collection of Taxes	25,760.00	Taxes from Public Utilities	455,764.00	County Library Taxes	54,696.98
Planning, Housing & Development	70,390.00	Other Miscellaneous Tax Revenues		Local Municipal Purpose Taxes	2,003,415.64
Human Resources		State Aid Revenues	44,027.75	Veteran & Senior Citizen Taxes	50,600.00
Elections	1,850.00	Federal Aid Revenues		Total Taxes for Rate Computation	7,270,654.43
General Administration (other)	233,479.90	State and Local Fiscal Assistance Act Utilized	68,386.18	Special District Taxes	
JUDICIARY		Sale of Acquired Property		Bank Corp. Taxes	17,142.49
Municipal Courts	42,285.00	Other Miscellaneous Revenues	278,694.14	Added and Omitted Taxes	272,831.13
PUBLIC SAFETY		Total	8,560,663.80	Total Taxes Levied - ABSTRACT	7,510,028.05
Fire Protection	68,980.00	Prior Years Surplus Appropriated	500,000.00	Total Taxes Billed	7,494,628.24
Police Protection	670,600.00	REVENUES TOTAL	9,060,663.80	1984 TAXES COLLECTED	7,348,185.97
Civil Defense & Disaster Control	2,010.00	Reserve For Uncollected Taxes	285,603.72	1984 Taxes Cancelled, Abated or Adjusted	62,500.80
Environmental Inspection & Control	19,510.00	CAPITAL OUTLAY TOTAL	194,880.88	Transfer to Tax Title Liens or Foreclosed	8,365.44
Other Public Safety				Balance Outstanding Dec. 31, 1984	75,576.03
PUBLIC WORKS		Public Enterprises		PRIOR YEARS TAXES OUTSTANDING	
Streets and Drainage	413,285.00	Recreation—Culture	25,795.29	Balance January 1, 1984	197,130.78
Sewers and Sewage Processing	427,273.61	Public Works	169,085.59	Collected in 1984	106,851.51
Garbage and Trash Disposal	213,200.00	Buildings and Grounds		Cancelled, Abated or Adjusted 1984	919.43
Public Buildings and Grounds	40,664.47	Library and Education		Transfers to Tax Title Liens or Foreclosed	599.04
Other Public Works		Conservation		Balance December 31, 1984	98,760.80
HEALTH and WELFARE		All Other		TAX TITLE LIENS OUTSTANDING	
Health Services Except Environmental	15,860.00	CAPITAL DEBT AUTHORIZED, DECEMBER 31, 1984		Balance January 1, 1984	37,005.89
Welfare-Public Assistance	3,080.00	ISSUED AND UNISSUED		Transfer From Taxes	9,033.31
Hospitals, Clinics, First Aid	400.00	School	855,293	Redeemed in 1984	7,120.10
Animal, Insect, & Rodent Control		Self-liquidating	29,000	Cancelled, Abated or Adjusted (1984)	
Other Welfare Services		Other	3,848,577	Transfers to Foreclosed Property	
RECREATION and CONSERVATION		Total	4,732,870	Balance December 31, 1984	38,919.10
Beaches and Boardwalks		ISSUED AND OUTSTANDING		PROPERTY ACQUIRED BY DEED OR FORECLOSURE	
Parks, Playgrounds, Shade Trees	25,905.00	School	216,000.00	Balance January 1, 1984	6,630.00
Land Reclamation & Conservation		Self-Liquidating	29,000.00	Transfers From Taxes or Liens	
Other Recreational Services	71,452.02	Other	3,584,000.00	Sale for Cash (1984)	
EDUCATION (excluding schools)		Total	3,829,000.00	Cancelled, Abated or Adjusted (1984)	
Libraries	21,000.00	EQUALIZED VALUATION BASIS		Balance December 31, 1984	6,630.00
Other Educational Services		FOR NET DEBT COMPUTATION	335,038,188	CURRENT FINANCES DECEMBER 31, 1984	
STATUTORY EXPENDITURES		REAL PROPERTY VALUATIONS		ASSETS	
Pensions & F. I. C. A.	178,200.00	Code Class # of Parcels % VAL'N		Cash Dec. 31, 1984	872,890.87
Employee Fringe Benefits		1 Vacant Land 172 2.14	7,939,600.00	Taxes Receivable	164,336.83
Other Statutory Expenditures	4,500.00	2 Residential 1826 51.94	192,919,700.00	Tax Title Liens	38,919.10
CETA And Other Public Employment Programs		3 Farm		Foreclosed Property	6,630.00
MUNICIPAL FUNCTIONS TOTAL	2,858,100.00	4a Commercial 77 33.81	125,593,500.00	Emergencies & Other Deferred Charges	
CAPITAL IMPROVEMENTS *MEMO*	35,000.00	4b Industrial 5 12.11	44,964,600.00	State and Federal Aid Receivable	6,895.00
DEBT SERVICE		4c Apartments		Other Receivables	9,079.18
Principal Payments	275,000.00	Total 2080	371,417,400.00	Total	1,098,750.98
Interest Payments	226,833.50	Land Area 2.60 Sq. Miles		LIABILITIES, RESERVES, AND SURPLUS	
DEFERRED CHARGES		Net Valuation Taxable-Municipal	376,135,266	Cash Liabilities	403,937.95
SCHOOL, COUNTY, SPECIAL DISTRICT TAXES	5,216,638.79	Net Valuation Taxable-County	392,104,473	Reserves for Receivables	218,965.11
RESERVE FOR UNCOLLECTED TAXES	285,603.72	State Equalized Valuation	368,077,230	Surplus Dec. 31, 1984	475,847.92
EXPENDITURES TOTAL	8,862,176.01	State Equalization Ratio	102.22	Total	1,098,750.98

1424
Population 1980 16,614
Population 1984 16,839
S & P Rating A+
Moody Rating AA

General Tax Rate Per \$100. 4.17
State Equalized Tax Rate 2.07

MORRISTOWN TOWN – MORRIS COUNTY
Form of Government:
Mayor–Council Plan F (OMCL 50)
Number of Members on Governing Body – 7

PER CAPITA:
Gross Debt 4,098.12
Net Debt 2,038.36
Debt Service 211.40
Total Tax Levy 871.74
Municipal Expenditures 820.02
PER CENT:
Gross Debt 13.18
Net Debt 6.55
Tax Levy Collected 96.34
Tax Levy Cancelled, Abated or Adjusted .24

EXPENDITURES		REVENUES-REALIZED		1984 PROPERTY TAX	
GENERAL GOVERNMENT				STATE EQUALIZED TAX RATE →	
Governing Body & Public Boards	90,605.27	1984 Property Taxes Collected		Local District School Taxes	
Municipal Clerk	115,888.00	14,182,194.28		Regional & Consolidated School Tax 1.01	7,101,140.60
Financial Administration	181,280.00	1984 Payments in Lieu of Taxes		School Taxes in Municipal Budget	
Assessment of Taxes	104,800.00	578,100.91		County Taxes .32	2,256,059.09
Collection of Taxes	217,900.00	Delinquent Tax & Lien Collections		County Library Taxes	
Planning, Housing & Development	86,078.00	510,828.68		Local Municipal Purpose Taxes .73	5,122,025.29
Human Resources		Business Personalty Replacement Taxes		Veteran & Senior Citizen Taxes	69,950.00
Elections	8,000.00	2,070,966.00		Total Taxes for Rate Computation 2.06	14,549,174.98
General Administration (other)	1,184,266.16	Other Miscellaneous Tax Revenues		Special District Taxes	
JUDICIARY		1,793,684.13		Bank Corp. Taxes	200,012.49
Municipal Courts	209,700.00	State Aid Revenues		Added and Omitted Taxes	
PUBLIC SAFETY		Federal Aid Revenues		Total Taxes Levied - ABSTRACT	14,679,237.47
Fire Protection	927,489.00	206,724.18		Total Taxes Billed	14,720,632.79
Police Protection	1,984,355.00	State and Local Fiscal Assistance Act Utilized		1984 TAXES COLLECTED	14,182,194.28
Civil Defense & Disaster Control	3,375.00	Sale of Acquired Property		1984 Taxes Cancelled, Abated or Adjusted	34,911.22
Environmental Inspection & Control	3,525.00	3,204,256.74		Transfer to Tax Title Liens or Foreclosed	92,674.97
Other Public Safety		Other Miscellaneous Revenues		Balance Outstanding Dec. 31, 1984	410,852.32
PUBLIC WORKS		22,546,754.92		PRIOR YEARS TAXES OUTSTANDING	
Streets and Drainage	968,591.28	Prior Years Surplus Appropriated		Balance January 1, 1984	816,934.14
Sewers and Sewage Processing	784,630.00	850,000.00		Collected in 1984	385,641.64
Garbage and Trash Disposal	254,758.00	REVENUES TOTAL		Cancelled, Abated or Adjusted 1984	189,829.77
Public Buildings and Grounds	227,425.00	23,396,754.92		Transfers to Tax Title Liens or Foreclosed	41,514.11
Other Public Works	35,559.00	Reserve For Uncollected Taxes		Balance December 31, 1984	199,948.62
HEALTH and WELFARE		714,849.19		TAX TITLE LIENS OUTSTANDING	
Health Services Except Environmental	129,756.00	CAPITAL OUTLAY TOTAL		Balance January 1, 1984	294,946.85
Welfare-Public Assistance	12,000.00	1,514,372.41		Transfer From Taxes	155,636.89
Hospitals, Clinics, First Aid		Public Enterprises		Redeemed in 1984	192,432.17
Animal, Insect, & Rodent Control	27,535.00	595,794.10		Cancelled, Abated or Adjusted (1984)	
Other Welfare Services		Recreation—Culture		Transfers to Foreclosed Property	32,090.84
RECREATION and CONSERVATION		772.06		Balance December 31, 1984	226,060.73
Beaches and Boardwalks	393,880.00	845,627.98		PROPERTY ACQUIRED BY DEED OR FORECLOSURE	
Parks, Playgrounds, Shade Trees		Buildings and Grounds		Balance January 1, 1984	81,009.16
Land Reclamation & Conservation	204,335.00	33,833.26		Transfers From Taxes or Liens	32,090.84
Other Recreational Services		Library and Education		Sale for Cash (1984)	
EDUCATION (excluding schools)		38,345.01		Cancelled, Abated or Adjusted (1984)	
Libraries	108,987.00	All Other		Balance December 31, 1984	113,100.00
Other Educational Services		CAPITAL DEBT AUTHORIZED, DECEMBER 31, 1984		CURRENT FINANCES DECEMBER 31, 1984	
STATUTORY EXPENDITURES		ISSUED AND UNISSUED GROSS DEBT NET DEBT		ASSETS	
Pensions & F. I. C. A.	818,091.00	School 4,314,690		Cash Dec. 31, 1984	3,773,421.15
Employee Fringe Benefits	296,000.00	Self-Liquidating 7,464,000		Taxes Receivable	610,800.94
Other Statutory Expenditures	25,000.00	Other 57,229,500		Tax Title Liens	226,060.73
CETA And Other Public Employment Programs		Total 69,008,190		Foreclosed Property	113,100.00
MUNICIPAL FUNCTIONS		ISSUED AND OUTSTANDING		Emergencies & Other Deferred Charges	35,000.00
CAPITAL IMPROVEMENTS *MEMO*	75,000.00	School 4,314,690.05		State and Federal Aid Receivable	6,753.18
DEBT SERVICE		Self-Liquidating 7,364,000.00		Other Receivables	504,491.25
Principal Payments	810,000.00	Other 32,891,000.00		Total	5,269,627.25
Interest Payments	2,749,719.57	Total 44,569,690.05		LIABILITIES, RESERVES, AND SURPLUS	
DEFERRED CHARGES		EQUALIZED VALUATION BASIS		Cash Liabilities	2,259,401.40
SCHOOL, COUNTY, SPECIAL DISTRICT TAXES	130,000.00	FOR NET DEBT COMPUTATION		Reserves for Receivables	1,454,452.92
RESERVE FOR UNCOLLECTED TAXES	9,357,199.69	REAL PROPERTY VALUATIONS		Surplus Dec. 31, 1984	1,555,772.93
EXPENDITURES TOTAL	23,165,577.16	Code Class # of Parcels % VAL'N ASSESSED VALUATION		Total	5,269,627.25
		1 Vacant Land 293 1.27 4,130,800.00			
		2 Residential 2879 42.01 136,112,950.00			
		3 Farm 501 45.27 146,707,200.00			
		4a Commercial 20 1.93 6,262,600.00			
		4c Apartments 58 9.51 30,824,000.00			
		Total 3751 324,037,550.00			
		Land Area 2.86 Sq. Miles			
		Net Valuation Taxable-Municipal 348,056,392			
		Net Valuation Taxable-County 624,993,854			
		State Equalized Valuation 676,852,833			
		State Equalization Ratio 49.65			

MOUNT ARLINGTON BORO. – MORRIS CO.
Form of Government:
 Borough Council
Number of Members on Governing Body – 6

PER CAPITA:		PER CENT:	
Gross Debt	277.14	Gross Debt	1.26
Net Debt	120.49	Net Debt	.55
Debt Service	10.09	Tax Levy Collected	94.47
Total Tax Levy	573.74	Tax Levy Cancelled, Abated	
Municipal Expenditures	297.68	or Adjusted	.04

EXPENDITURES		REVENUES-REALIZED		1984 PROPERTY TAX	
GENERAL GOVERNMENT				STATE EQUALIZED TAX RATE \rightarrow	
Governing Body & Public Boards		1984 Property Taxes Collected	2,245,886.13	Local District School Taxes	1.54
Municipal Clerk	9,111.00	1984 Payments in Lieu of Taxes		Regional & Consolidated School Tax	
Financial Administration	11,565.94	Delinquent Tax & Lien Collections	137,068.53	School Taxes in Municipal Budget	
Assessment of Taxes	18,414.00	Business Personalty Replacement Taxes	18,030.52	County Taxes	.35
Collection of Taxes	16,816.00	Taxes from Public Utilities	172,736.00	County Library Taxes	
Planning, Housing & Development		Other Miscellaneous Tax Revenues		Local Municipal Purpose Taxes	.57
Human Resources	1,000.60	State Aid Revenues	42,760.19	Veteran & Senior Citizen Taxes	
Elections	165,139.72	Federal Aid Revenues	31,670.26	Total Taxes for Rate Computation	2.46
General Administration (other)		State and Local Fiscal Assistance Act Utilized		Special District Taxes	
JUDICIARY	19,049.00	Sale of Acquired Property	153,300.61	Bank Corp. Taxes	3,393.77
Municipal Courts		Other Miscellaneous Revenues	2,801,452.24	Added and Omitted Taxes	14,993.25
PUBLIC SAFETY	24,955.00	Total	2,000,000.00	Total Taxes Levied - ABSTRACT	2,376,993.90
Fire Protection	282,650.00	Prior Years Surplus Appropriated	3,001,452.24	Total Taxes Billed	2,377,305.59
Police Protection	1,260.00	REVENUES	165,224.56	1984 TAXES COLLECTED	2,245,886.13
Civil Defense & Disaster Control	11,910.00	Reserve For Uncollected Taxes	288,867.07	1984 Taxes Cancelled, Abated or Adjusted	946.63
Environmental Inspection & Control		CAPITAL OUTLAY		Transfer to Tax Title Liens or Foreclosed	25,457.61
Other Public Safety		TOTAL		Balance Outstanding Dec. 31, 1984	105,015.22
PUBLIC WORKS	203,840.43	Public Enterprises		PRIOR YEARS TAXES OUTSTANDING	
Streets and Drainage		Recreation—Culture	145,954.00	Balance January 1, 1984	133,362.03
Sewers and Sewage Processing	33,966.00	Public Works	142,913.07	Collected in 1984	124,512.52
Garbage and Trash Disposal	34,733.00	Buildings and Grounds		Cancelled, Abated or Adjusted 1984	230.68
Public Buildings and Grounds		Library and Education		Transfers to Tax Title Liens or Foreclosed	8,604.73
Other Public Works		Conservation		Balance December 31, 1984	14.10
HEALTH and WELFARE	14,084.00	All Other		TAX TITLE LIENS OUTSTANDING	
Health Services Except Environmental	3,054.00	CAPITAL DEBT AUTHORIZED, DECEMBER 31, 1984		Balance January 1, 1984	96,899.62
Welfare-Public Assistance		ISSUED AND UNISSUED		Transfer From Taxes	35,259.72
Hospitals, Clinics, First Aid	1,521.50	School	614,000	Redeemed in 1984	12,556.01
Animal, Insect, & Rodent Control		Self-liquidating		Cancelled, Abated or Adjusted (1984)	
Other Welfare Services		Other	534,200	Transfers to Foreclosed Property	
RECREATION and CONSERVATION	5,580.00	Total	1,148,200	Balance December 31, 1984	119,603.33
Beaches and Boardwalks		ISSUED AND OUTSTANDING		PROPERTY ACQUIRED BY DEED OR	
Parks, Playgrounds, Shade Trees	14,718.00	School	614,000.00	FORECLOSURE	
Land Reclamation & Conservation		Self-Liquidating	437,550.00	Balance January 1, 1984	158,300.00
Other Recreational Services	29,160.00	Other	1,051,550.00	Transfers From Taxes or Liens	
EDUCATION (excluding schools)		Total		Sale for Cash (1984)	
Libraries		EQUALIZED VALUATION BASIS		Cancelled, Abated or Adjusted (1984)	
Other Educational Services	71,167.00	FOR NET DEBT COMPUTATION	90,896,162	Balance December 31, 1984	158,300.00
STATUTORY EXPENDITURES	25,760.00	REAL PROPERTY VALUATIONS		CURRENT FINANCES DECEMBER 31, 1984	
Pensions & F. I. C. A.		Code Class # of Parcels % VAL'N		ASSETS	
Employee Fringe Benefits		1 Vacant Land 154 3.54	1,992,100.00	Cash Dec. 31, 1984	395,386.08
Other Statutory Expenditures		2 Residential 1062 83.92	47,228,400.00	Taxes Receivable	105,029.32
CETA And Other Public Employment Programs	999,455.19	3 Farm		Tax Title Liens	119,603.33
MUNICIPAL FUNCTIONS	1,000.00	4a Commercial 35 6.19	3,481,300.00	Foreclosed Property	158,300.00
CAPITAL IMPROVEMENTS		4b Industrial 1 .01	3,200.00	Emergencies & Other Deferred Charges	21,090.48
DEBT SERVICE		4c Apartments 7 6.35	3,576,000.00	State and Federal Aid Receivable	2,122.43
Principal Payments	30,000.00	Total 1259	56,281,000.00	Other Receivables	26,422.29
Interest Payments	11,816.90	Land Area 2.25 Sq. Miles		Total	827,953.93
DEFERRED CHARGES	26,778.20	Net Valuation Taxable-Municipal	56,650,176	LIABILITIES, RESERVES, AND SURPLUS	
SCHOOL, COUNTY, SPECIAL DISTRICT TAXES	1,815,092.93	Net Valuation Taxable-County	92,504,965	Cash Liabilities	170,335.45
RESERVE FOR UNCOLLECTED TAXES	165,224.56	State Equalized Valuation	95,825,657	Reserves for Receivables	409,354.94
EXPENDITURES	3,048,367.78	State Equalization Ratio	58.96	Surplus Dec. 31, 1984	248,263.54
				Total	827,953.93

0425
Population 1980 4,863
Population 1984 4,820
S & P Rating
Moody Rating

General Tax Rate Per \$100.
6.15
State Equalized Tax Rate
2.84

MOUNT EPHRAIM BORO. - CAMDEN CO.
Form of Government:
Commission (1911)
Number of Members on Governing Body - 3

PER CAPITA:
Gross Debt 52.60
Net Debt 52.60
Debt Service 16.05
Totq Tax Levy 537.88
Municipal Expenditures 240.28
PER CENT:
Gross Debt .30
Net Debt .30
Tax Levy Collected 97.69
Tax Levy Cancelled, Abated or Adjusted

EXPENDITURES		REVENUES-REALIZED		1984 PROPERTY TAX	
GENERAL GOVERNMENT				STATE EQUALIZED TAX RATE	
Governing Body & Public Boards	1,820.00	1984 Property Taxes Collected	2,527,136.83	Local District School Taxes 1.19	1,079,332.00
Municipal Clerk		1984 Payments in Lieu of Taxes		Regional & Consolidated School Tax	
Financial Administration	56,493.80	Delinquent Tax & Lien Collections	55,139.96	School Taxes in Municipal Budget	
Assessment of Taxes	6,940.00	Business Personalty Replacement Taxes	32,156.56	County Taxes	1,033,471.00
Collection of Taxes	16,121.00	Taxes from Public Utilities	268,128.00	County Library Taxes	23,695.00
Planning, Housing & Development	5,100.00	Other Miscellaneous Tax Revenues		Local Municipal Purpose Taxes	447,000.00
Human Resources		State Aid Revenues	62,645.89	Veteran & Senior Citizen Taxes	116,250.00
Elections		Federal Aid Revenues		Total Taxes for Rate Computation	2,699,748.00
General Administration (other)	65,990.00	State and Local Fiscal Assistance Act Utilized	20,304.00	Special District Taxes	
JUDICIARY		Sale of Acquired Property		Bank Corp. Taxes	5,706.83
Municipal Courts	24,624.00	Other Miscellaneous Revenues	160,540.50	Added and Omitted Taxes	3,385.76
PUBLIC SAFETY		Total	3,126,051.74	Total Taxes Levied - ABSTRACT	2,592,590.59
Fire Protection	24,970.00	Prior Years Surplus Appropriated	238,000.00	Total Taxes Billed	2,586,883.76
Police Protection	293,455.47	REVENUES TOTAL	3,364,051.74	1984 TAXES COLLECTED	2,527,136.83
Civil Defense & Disaster Control	400.00	Reserve For Uncollected Taxes	146,803.54	1984 Taxes Cancelled, Abated or Adjusted	
Environmental Inspection & Control	13,458.00	CAPITAL OUTLAY TOTAL	18,132.50	Transfer to Tax Title Liens or Foreclosed	
Other Public Safety		Public Enterprises		Balance Outstanding Dec. 31, 1984	59,746.93
PUBLIC WORKS		Recreation—Culture		PRIOR YEARS TAXES OUTSTANDING	
Streets and Drainage	104,630.00	Public Works	18,132.50	Balance January 1, 1984	63,193.96
Sewers and Sewage Processing	74,000.00	Buildings and Grounds		Collected in 1984	55,139.96
Garbage and Trash Disposal	96,000.00	Library and Education		Cancelled, Abated or Adjusted 1984	
Public Buildings and Grounds	27,350.00	Conservation		Transfers to Tax Title Liens or Foreclosed	
Other Public Works		All Other		Balance December 31, 1984	8,054.00
HEALTH and WELFARE				TAX TITLE LIENS OUTSTANDING	
Health Services Except Environmental	201.00			Balance January 1, 1984	1,152.61
Welfare-Public Assistance	4,150.00			Transfer From Taxes	
Hospitals, Clinics, First Aid				Redeemed in 1984	
Animal, Insect, & Rodent Control				Cancelled, Abated or Adjusted (1984)	
Other Welfare Services				Transfers to Foreclosed Property	
RECREATION and CONSERVATION				Balance December 31, 1984	1,152.61
Beaches and Boardwalks	6,566.15			PROPERTY ACQUIRED BY DEED OR	
Parks, Playgrounds, Shade Trees	75.00			FORECLOSURE	
Land Reclamation & Conservation				Balance January 1, 1984	5,735.00
Other Recreational Services				Transfers From Taxes or Liens	
EDUCATION (excluding schools)				Sale for Cash (1984)	
Libraries	3,550.00			Cancelled, Abated or Adjusted (1984)	
Other Educational Services				Balance December 31, 1984	5,735.00
STATUTORY EXPENDITURES				CURRENT FINANCES DECEMBER 31, 1984	
Pensions & F. I. C. A.	62,280.82			ASSETS	
Employee Fringe Benefits	35,035.00			Cash Dec. 31, 1984	378,351.88
Other Statutory Expenditures				Taxes Receivable	67,800.93
CETA And Other Public Employment Programs				Tax Title Liens	1,152.61
MUNICIPAL FUNCTIONS TOTAL	923,210.24			Foreclosed Property	5,735.00
CAPITAL IMPROVEMENTS *MEMO*	20,000.00			Emergencies & Other Deferred Charges	3,743.78
DEBT SERVICE				State and Federal Aid Receivable	11,663.30
Principal Payments	65,000.00			Other Receivables	13,516.91
Interest Payments	12,380.00			Total	481,964.41
DEFERRED CHARGES	10,751.69			LIABILITIES, RESERVES, AND SURPLUS	
SCHOOL, COUNTY, SPECIAL DISTRICT TAXES	2,136,498.00			Cash Liabilities	48,793.95
RESERVE FOR UNCOLLECTED TAXES	146,803.54			Reserves for Receivables	88,205.45
EXPENDITURES TOTAL	3,294,643.47			Surplus Dec. 31, 1984	344,965.01
				Total	481,964.41

0323
Population 1980 10,818
Population 1984 10,932
S & P Rating
Moody Rating BAA1

General Tax Rate Per \$100. 4.26
State Equalized Tax Rate 2.77

MOUNT HOLLY TWP. – BURLINGTON CO.
Form of Government:
Council-Manager Plan A (OMCL 50)
Number of Members on Governing Body – 5

PER CAPITA:
Gross Debt 244.64
Net Debt 119.92
Debt Service 14.52
Total Tax Levy 457.27
Municipal Expenditures 269.50

PER CENT:
Gross Debt 1.68
Net Debt .82
Tax Levy Collected 94.10
Tax Levy Cancelled, Abated or Adjusted .34

EXPENDITURES		REVENUES-REALIZED		1984 PROPERTY TAX	
GENERAL GOVERNMENT				STATE EQUALIZED TAX RATE	
Governing Body & Public Boards		1984 Property Taxes Collected	4,657,126.99	Local District School Taxes .94	1,663,835.50
Municipal Clerk		1984 Payments in Lieu of Taxes		Regional & Consolidated School Tax .69	1,231,192.89
Financial Administration	68,608.00	Delinquent Tax & Lien Collections	216,355.86	School Taxes in Municipal Budget	
Assessment of Taxes	32,242.00	Business Personalty Replacement Taxes	157,668.24	County Taxes .56	1,001,294.73
Collection of Taxes	30,491.00	Taxes from Public Utilities	747,963.00	County Library Taxes .03	55,846.83
Planning, Housing & Development	6,705.00	Other Miscellaneous Tax Revenues		Local Municipal Purpose Taxes .54	949,000.00
Human Resources		State Aid Revenues	150,697.82	Veteran & Senior Citizen Taxes	105,600.00
Elections	2,550.00	Federal Aid Revenues		Total Taxes for Rate Computation 2.76	5,006,769.95
General Administration (other)	244,299.00	State and Local Fiscal Assistance Act Utilized	91,132.00	Special District Taxes	
JUDICIARY		Sale of Acquired Property		Bank Corp. Taxes	50,126.15
Municipal Courts	52,968.00	Other Miscellaneous Revenues	422,531.00	Added and Omitted Taxes	47,573.22
PUBLIC SAFETY		Total	6,443,474.91	Total Taxes Levied - ABSTRACT	4,998,869.32
Fire Protection	97,518.00	Prior Years Surplus Appropriated	344,718.00	Total Taxes Billed	4,949,160.03
Police Protection	803,315.76	REVENUES TOTAL	6,788,192.91	1984 TAXES COLLECTED	4,657,126.99
Civil Defense & Disaster Control		Reserve For Uncollected Taxes	343,000.00	1984 Taxes Cancelled, Abated or Adjusted	16,732.81
Environmental Inspection & Control	54,546.00	CAPITAL OUTLAY TOTAL	404,757.47	Transfer to Tax Title Liens or Foreclosed	32,788.64
Other Public Safety				Balance Outstanding Dec. 31, 1984	242,511.59
PUBLIC WORKS				PRIOR YEARS TAXES OUTSTANDING	
Streets and Drainage	302,873.00	Public Enterprises		Balance January 1, 1984	211,844.13
Sewers and Sewage Processing		Recreation—Culture		Collected in 1984	192,036.15
Garbage and Trash Disposal	192,973.00	Public Works	403,738.22	Cancelled, Abated or Adjusted 1984	426.98
Public Buildings and Grounds	115,067.00	Buildings and Grounds	1,019.25	Transfers to Tax Title Liens or Foreclosed	17,271.38
Other Public Works		Library and Education		Balance December 31, 1984	2,109.62
HEALTH and WELFARE		Conservation		TAX TITLE LIENS OUTSTANDING	
Health Services Except Environmental	9,820.00	All Other		Balance January 1, 1984	56,719.59
Welfare-Public Assistance	14,780.00			Transfer From Taxes	51,962.71
Hospitals, Clinics, First Aid				Redeemed in 1984	24,319.71
Animal, Insect, & Rodent Control				Cancelled, Abated or Adjusted (1984)	
Other Welfare Services				Transfers to Foreclosed Property	
RECREATION and CONSERVATION				Balance December 31, 1984	84,362.59
Beaches and Boardwalks				PROPERTY ACQUIRED BY DEED OR FORECLOSURE	
Parks, Playgrounds, Shade Trees	35,145.00			Balance January 1, 1984	78,055.00
Land Reclamation & Conservation				Transfers From Taxes or Liens	
Other Recreational Services	77,825.00			Sale for Cash (1984)	2,100.00
EDUCATION (excluding schools)				Cancelled, Abated or Adjusted (1984)	2,800.00
Libraries	49,000.00			Balance December 31, 1984	73,155.00
Other Educational Services				CURRENT FINANCES DECEMBER 31, 1984	
STATUTORY EXPENDITURES				ASSETS	
Pensions & F. I. C. A.	185,471.81			Cash Dec. 31, 1984	774,126.30
Employee Fringe Benefits	51,700.00			Taxes Receivable	244,621.21
Other Statutory Expenditures	10,000.00			Tax Title Liens	84,362.59
CETA And Other Public Employment Programs				Foreclosed Property	73,155.00
MUNICIPAL FUNCTIONS				Emergencies & Other Deferred Charges	89,239.90
CAPITAL IMPROVEMENTS *MEMO*	2,000.00			State and Federal Aid Receivable	2,000.00
DEBT SERVICE				Other Receivables	84,386.25
Principal Payments	90,000.00			Total	1,351,891.25
Interest Payments	68,736.65			LIABILITIES, RESERVES, AND SURPLUS	
				Cash Liabilities	180,281.09
DEFERRED CHARGES				Reserves for Receivables	486,525.05
SCHOOL, COUNTY, SPECIAL DISTRICT TAXES	3,952,169.95			Surplus Dec. 31, 1984	685,085.11
RESERVE FOR UNCOLLECTED TAXES	343,000.00			Total	1,351,891.25
EXPENDITURES TOTAL	6,898,346.17				

0324
Population 1980 17,614
Population 1984 21,453
S & P Rating
Moody Rating AAA

General Tax Rate Per \$100.
3.36
State Equalized Tax Rate
2.21

MOUNT LAUREL TWP. – BURLINGTON CO.
Form of Government:
Council-Manager Plan E (OMCL 50)
Number of Members on Governing Body – 5

PER CAPITA:
Gross Debt 394.61
Net Debt 197.85
Debt Service 43.99
Total Tax Levy 729.04
Municipal Expenditures 274.20
PER CENT:
Gross Debt 1.43
Net Debt .72
Tax Levy Collected 95.96
Tax Levy Cancelled, Abated or Adjusted .79

EXPENDITURES		REVENUES-REALIZED		1984 PROPERTY TAX	
GENERAL GOVERNMENT				STATE EQUALIZED TAX RATE	
Governing Body & Public Boards	18,756.00	1984 Property Taxes Collected		Local District School Taxes	6,281,052.00
Municipal Clerk	61,111.00	1984 Payments in Lieu of Taxes		Regional & Consolidated School Tax	3,024,005.02
Financial Administration		Delinquent Tax & Lien Collections		School Taxes in Municipal Budget	
Assessment of Taxes	58,390.00	Business Personalty Replacement Taxes		County Taxes	3,714,153.77
Collection of Taxes	46,413.00	Taxes from Public Utilities		County Library Taxes	
Planning, Housing & Development	69,017.00	Other Miscellaneous Tax Revenues		Local Municipal Purpose Taxes	1,323,000.00
Human Resources		State Aid Revenues		Veteran & Senior Citizen Taxes	106,400.00
Elections		Federal Aid Revenues		Total Taxes for Rate Computation	2.21
General Administration (other)	491,878.00	State and Local Fiscal Assistance Act Utilized		Special District Taxes	423,442.00
JUDICIARY		Sale of Acquired Property		Bank Corp. Taxes	36,704.53
Municipal Courts	84,325.00	Other Miscellaneous Revenues		Added and Omitted Taxes	837,677.74
PUBLIC SAFETY		Total		Total Taxes Levied - ABSTRACT	15,640,035.06
Fire Protection	1,087,396.37	Prior Years Surplus Appropriated		Total Taxes Billed	15,609,861.41
Police Protection	2,000.00	REVENUES		1984 TAXES COLLECTED	14,979,480.37
Civil Defense & Disaster Control	130,828.00	Reserve For Uncollected Taxes		1984 Taxes Cancelled, Abated or Adjusted	123,612.97
Environmental Inspection & Control		CAPITAL OUTLAY		Transfer to Tax Title Liens or Foreclosed	
Other Public Safety		TOTAL		Balance Outstanding Dec. 31, 1984	506,768.07
PUBLIC WORKS				PRIOR YEARS TAXES OUTSTANDING	
Streets and Drainage	644,904.00	Public Enterprises		Balance January 1, 1984	717,374.30
Sewers and Sewage Processing		Recreation—Culture		Collected in 1984	584,408.46
Garbage and Trash Disposal	535,308.00	Public Works		Cancelled, Abated or Adjusted 1984	
Public Buildings and Grounds	97,112.00	Buildings and Grounds		Transfers to Tax Title Liens or Foreclosed	
Other Public Works		Library and Education		Balance December 31, 1984	132,965.84
HEALTH and WELFARE		Conservation		TAX TITLE LIENS OUTSTANDING	
Health Services Except Environmental	2,075.00	All Other		Balance January 1, 1984	57,800.03
Welfare-Public Assistance	6,725.00	CAPITAL DEBT AUTHORIZED, DECEMBER 31, 1984		Transfer From Taxes	
Hospitals, Clinics, First Aid		ISSUED AND UNISSUED		Redeemed in 1984	5,100.59
Animal, Insect, & Rodent Control		GROSS DEBT		Cancelled, Abated or Adjusted (1984)	
Other Welfare Services		NET DEBT		Transfers to Foreclosed Property	
RECREATION and CONSERVATION				Balance December 31, 1984	52,699.44
Beaches and Boardwalks		SCHOOL		PROPERTY ACQUIRED BY DEED OR	
Parks, Playgrounds, Shade Trees	77,129.00	Self-liquidating		FORECLOSURE	
Land Reclamation & Conservation	4,400.00	Other		Balance January 1, 1984	2,682,440.00
Other Recreational Services		Total		Transfers From Taxes or Liens	
EDUCATION (excluding schools)				Sale for Cash (1984)	
Libraries	142,313.00	ISSUED AND OUTSTANDING		Cancelled, Abated or Adjusted (1984)	
Other Educational Services	3,000.00	SCHOOL		Balance December 31, 1984	2,682,440.00
STATUTORY EXPENDITURES		Self-Liquidating		CURRENT FINANCES DECEMBER 31, 1984	
Pensions & F. I. C. A.	315,400.00	Other		ASSETS	
Employee Fringe Benefits	150,329.00	Total		Cash Dec. 31, 1984	6,007,686.05
Other Statutory Expenditures	14,160.00	EQUALIZED VALUATION BASIS		Taxes Receivable	639,733.91
CETA And Other Public Employment Programs		FOR NET DEBT COMPUTATION		Tax Title Liens	52,699.44
MUNICIPAL FUNCTIONS	4,042,969.37	REAL PROPERTY VALUATIONS		Foreclosed Property	2,682,440.00
CAPITAL IMPROVEMENTS	65,000.00			Emergencies & Other Deferred Charges	351,172.24
DEBT SERVICE				State and Federal Aid Receivable	34,809.35
Principal Payments	655,568.00			Other Receivables	205,237.79
Interest Payments	288,045.48			Total	9,973,778.78
DEFERRED CHARGES	150,700.00			LIABILITIES, RESERVES, AND SURPLUS	
SCHOOL, COUNTY, SPECIAL DISTRICT TAXES	13,442,652.79			Cash Liabilities	4,571,091.79
RESERVE FOR UNCOLLECTED TAXES	745,174.70			Reserves for Receivables	3,612,111.14
EXPENDITURES	19,325,110.34			Surplus Dec. 31, 1984	1,790,575.85
				Total	9,973,778.78

1427
 Population 1980 18,748
 Population 1984 19,435
 S & P Rating
 Moody Rating A
 General Tax Rate Per \$100. 2.67
 State Equalized Tax Rate 2.39

MOUNT OLIVE TOWNSHIP – MORRIS CO.
Form of Government:
Mayor–Council Plan E (OMCL 50)
Number of Members on Governing Body – 5

PER CAPITA:
 Gross Debt 823.54
 Net Debt 336.51
 Debt Service 9.20
 Totl Tax Levy 701.95
 Municipal Expenditures 245.18
 PER CENT:
 Gross Debt 3.17
 Net Debt 1.30
 Tax Levy Collected 96.33
 Tax Levy Cancelled, Abated or Adjusted .16

EXPENDITURES		REVENUES-REALIZED		1984 PROPERTY TAX	
GENERAL GOVERNMENT				STATE EQUALIZED TAX RATE	
Governing Body & Public Boards	36,732.00	1984 Property Taxes Collected	13,135,536.52	Local District School Taxes 1.68	8,805,831.08
Municipal Clerk	34,187.00	1984 Payments in Lieu of Taxes		Regional & Consolidated School Tax	
Financial Administration	60,424.00	Delinquent Tax & Lien Collections	491,080.78	School Taxes in Municipal Budget	
Assessment of Taxes	51,250.00	Business Personalty Replacement Taxes	89,289.72	County Taxes	.34 1,756,334.63
Collection of Taxes	37,014.00	Taxes from Public Utilities	1,086,812.00	County Library Taxes	.01 67,245.62
Planning, Housing & Development	85,335.00	Other Miscellaneous Tax Revenues		Local Municipal Purpose Taxes	.36 1,886,455.20
Human Resources	30,000.00	State Aid Revenues	249,913.27	Veteran & Senior Citizen Taxes	94,375.00
Elections	5,000.00	Federal Aid Revenues		Total Taxes for Rate Computation	2.39 12,610,241.53
General Administration (other)	504,679.34	State and Local Fiscal Assistance Act Utilized	165,859.91	Special District Taxes	929,628.66
JUDICIARY		Sale of Acquired Property		Bank Corp. Taxes	13,465.91
Municipal Courts	36,264.00	Other Miscellaneous Revenues	803,034.57	Added and Omitted Taxes	183,390.42
PUBLIC SAFETY		Total	16,021,526.77	Total Taxes Levied - ABSTRACT	13,642,351.52
Fire Protection	67,510.00	Prior Years Surplus Appropriated	350,000.00	Total Taxes Billed	13,636,579.50
Police Protection	1,152,772.71	REVENUES TOTAL	16,371,526.77	1984 TAXES COLLECTED	13,135,536.52
Civil Defense & Disaster Control	7,816.00	Reserve For Uncollected Taxes	764,186.74	1984 Taxes Cancelled, Abated or Adjusted	22,035.08
Environmental Inspection & Control	82,428.08			Transfer to Tax Title Liens or Foreclosed	84,583.64
Other Public Safety				Balance Outstanding Dec. 31, 1984	394,424.36
PUBLIC WORKS		CAPITAL OUTLAY TOTAL	1,516,523.63	PRIOR YEARS TAXES OUTSTANDING	
Streets and Drainage	542,020.00	Public Enterprises	6,001.63	Balance January 1, 1984	502,555.97
Sewers and Sewage Processing		Recreation—Culture		Collected in 1984	436,144.77
Garbage and Trash Disposal		Public Works	1,357,584.65	Cancelled, Abated or Adjusted 1984	23,017.53
Public Buildings and Grounds	118,524.00	Buildings and Grounds	152,937.35	Transfers to Tax Title Liens or Foreclosed	13,833.68
Other Public Works	11,116.00	Library and Education		Balance December 31, 1984	29,559.99
HEALTH and WELFARE		Conservation		TAX TITLE LIENS OUTSTANDING	
Health Services Except Environmental	111,809.00	All Other		Balance January 1, 1984	394,725.48
Welfare-Public Assistance	20,416.00			Transfer From Taxes	100,825.25
Hospitals, Clinics, First Aid		CAPITAL DEBT AUTHORIZED, DECEMBER 31, 1984		Redeemed in 1984	54,936.01
Animal, Insect, & Rodent Control	11,000.00	ISSUED AND UNISSUED		Cancelled, Abated or Adjusted (1984)	18,620.44
Other Welfare Services		SCHOOL GROSS DEBT	9,406,160	Transfers to Foreclosed Property	
RECREATION and CONSERVATION		Self-liquidating	2,347,000	Balance December 31, 1984	421,994.28
Beaches and Boardwalks	4,100.00	Other	4,252,300	PROPERTY ACQUIRED BY DEED OR FORECLOSURE	
Parks, Playgrounds, Shade Trees		Total	16,005,460	Balance January 1, 1984	488,095.00
Land Reclamation & Conservation	29,805.88			Transfers From Taxes or Liens	
Other Recreational Services	78,749.00	ISSUED AND OUTSTANDING		Sale for Cash (1984)	12,000.00
EDUCATION (excluding schools)		School	9,406,160.00	Cancelled, Abated or Adjusted (1984)	
Libraries	56,600.00	Self-liquidating	2,347,000.00	Balance December 31, 1984	476,095.00
Other Educational Services		Other	4,204,800.00	CURRENT FINANCES DECEMBER 31, 1984	
STATUTORY EXPENDITURES		Total	15,957,960.00	ASSETS	
Pensions & F. I. C. A.	272,909.00	EQUALIZED VALUATION BASIS		Cash Dec. 31, 1984	1,549,022.53
Employee Fringe Benefits	129,532.00	FOR NET DEBT COMPUTATION	504,260,926	Taxes Receivable	423,984.35
Other Statutory Expenditures	5,700.00	REAL PROPERTY VALUATIONS		Tax Title Liens	421,994.28
CETA And Other Public Employment Programs		Code Class # of Parcels % VAL'N		Foreclosed Property	476,095.00
MUNICIPAL FUNCTIONS TOTAL	3,633,693.01	1 Vacant Land 1058 7.89	36,739,000.00	Emergencies & Other Deferred Charges	130,987.26
CAPITAL IMPROVEMENTS *MEMO*	40,000.00	2 Residential 4177 65.92	306,923,300.00	State and Federal Aid Receivable	34,213.04
DEBT SERVICE		3 Farm 147 .95	4,426,750.00	Other Receivables	248,529.56
Principal Payments	53,800.00	4a Commercial 146 6.59	30,697,900.00	Total	3,284,826.02
Interest Payments	125,093.38	4b Industrial 21 2.74	12,761,100.00	LIABILITIES, RESERVES, AND SURPLUS	
		4c Apartments 6 15.91	74,057,200.00	Cash Liabilities	747,294.45
		Total 5555	465,605,250.00	Reserves for Receivables	1,570,603.19
DEFERRED CHARGES	188,393.84	Land Area 30.06 Sq. Miles		Surplus Dec. 31, 1984	966,928.38
SCHOOL, COUNTY, SPECIAL DISTRICT TAXES	11,559,039.99	Net Valuation Taxable-Municipal	469,485,449	Total	3,284,826.02
RESERVE FOR UNCOLLECTED TAXES	764,186.74	Net Valuation Taxable-County	490,225,860		
EXPENDITURES TOTAL	16,324,206.96	State Equalized Valuation	523,413,130		
		State Equalization Ratio	89.62		

1425
 Population 1980 **4,153**
 Population 1984 **4,171**
 S & P Rating **AA**
 Moody Rating **AA**

General Tax Rate Per \$100. **2.95**
 State Equalized Tax Rate **2.65**

MOUNTAIN LAKES BORO. – MORRIS CO.
Form of Government:
Council-Manager Plan E (OMCL 50)
Number of Members on Governing Body – 7

PER CAPITA:
 Gross Debt **859.21**
 Net Debt **640.75**
 Debt Service **91.05**
 Total Tax Levy **1,357.60**
 Municipal Expenditures **504.87**

PER CENT:
 Gross Debt **1.84**
 Net Debt **1.37**
 Tax Levy Collected **98.44**
 Tax Levy Cancelled, Abated or Adjusted **.05**

EXPENDITURES		REVENUES-REALIZED		1984 PROPERTY TAX	
GENERAL GOVERNMENT				STATE EQUALIZED TAX RATE	
Governing Body & Public Boards		1984 Property Taxes Collected	5,569,945.50	Local District School Taxes	1.84
Municipal Clerk		1984 Payments in Lieu of Taxes		Regional & Consolidated School Tax	
Financial Administration	6,350.00	Delinquent Tax & Lien Collections	100,025.66	School Taxes in Municipal Budget	
Assessment of Taxes	7,780.00	Business Personalty Replacement Taxes	35,963.12	County Taxes	.36
Collection of Taxes	16,350.00	Taxes from Public Utilities	334,100.54	County Library Taxes	.01
Planning, Housing & Development	16,650.00	Other Miscellaneous Tax Revenues		Local Municipal Purpose Taxes	.43
Human Resources	50.00	State Aid Revenues	47,422.52	Veteran & Senior Citizen Taxes	
Elections		Federal Aid Revenues		Total Taxes for Rate Computation	2.64
General Administration (other)	189,597.00	State and Local Fiscal Assistance Act Utilized	16,979.53	Special District Taxes	
JUDICIARY		Sale of Acquired Property		Bank Corp. Taxes	5,558.04
Municipal Courts	10,200.00	Other Miscellaneous Revenues	364,111.02	Added and Omitted Taxes	23,349.32
PUBLIC SAFETY		Total	6,468,547.89	Total Taxes Levied - ABSTRACT	5,662,552.22
Fire Protection	13,700.00	Prior Years Surplus Appropriated	380,000.00	Total Taxes Billed	5,658,358.49
Police Protection	510,634.53	REVENUES TOTAL	6,848,547.89	1984 TAXES COLLECTED	5,569,945.50
Civil Defense & Disaster Control	400.00	Reserve For Uncollected Taxes	335,039.69	1984 Taxes Cancelled, Abated or Adjusted	2,965.23
Environmental Inspection & Control	12,740.00	CAPITAL OUTLAY TOTAL	510,271.70	Transfer to Tax Title Liens or Foreclosed	3,735.52
Other Public Safety		Public Enterprises		Balance Outstanding Dec. 31, 1984	81,712.24
PUBLIC WORKS		Recreation—Culture	9,149.42	PRIOR YEARS TAXES OUTSTANDING	
Streets and Drainage	205,227.43	Public Works	490,964.90	Balance January 1, 1984	105,927.03
Sewers and Sewage Processing		Buildings and Grounds	10,157.38	Collected in 1984	100,025.66
Garbage and Trash Disposal	52,700.00	Library and Education		Cancelled, Abated or Adjusted 1984	2,780.00
Public Buildings and Grounds		Conservation		Transfers to Tax Title Liens or Foreclosed	3,121.37
Other Public Works		All Other		Balance December 31, 1984	
HEALTH and WELFARE		CAPITAL DEBT AUTHORIZED, DECEMBER 31, 1984		TAX TITLE LIENS OUTSTANDING	
Health Services Except Environmental	11,921.00	ISSUED AND UNISSUED		Balance January 1, 1984	2,411.02
Welfare-Public Assistance		School	851,200	Transfer From Taxes	7,388.93
Hospitals, Clinics, First Aid	400.00	Self-liquidating	60,000	Redeemed in 1984	
Animal, Insect, & Rodent Control		Other	2,672,567	Cancelled, Abated or Adjusted (1984)	
Other Welfare Services		Total	3,583,767	Transfers to Foreclosed Property	
RECREATION and CONSERVATION		ISSUED AND OUTSTANDING		Balance December 31, 1984	9,799.95
Beaches and Boardwalks	63,125.00	School	803,000.00	PROPERTY ACQUIRED BY DEED OR	
Parks, Playgrounds, Shade Trees	625.00	Self-liquidating	60,000.00	FORECLOSURE	
Land Reclamation & Conservation	24,650.00	Other	2,635,000.00	Balance January 1, 1984	157,085.09
Other Recreational Services		Total	3,498,000.00	Transfers From Taxes or Liens	
EDUCATION (excluding schools)		EQUALIZED VALUATION BASIS		Sale for Cash (1984)	
Libraries	33,000.00	FOR NET DEBT COMPUTATION	195,199,181	Cancelled, Abated or Adjusted (1984)	
Other Educational Services		REAL PROPERTY VALUATIONS		Balance December 31, 1984	157,085.09
STATUTORY EXPENDITURES		Code Class # of Parcels % VAL'N		CURRENT FINANCES DECEMBER 31, 1984	
Pensions & F. I. C. A.	120,541.00	1 Vacant Land 69 2.07		ASSETS	
Employee Fringe Benefits	43,263.00	2 Residential 1178 89.64		Cash Dec. 31, 1984	664,916.60
Other Statutory Expenditures		3 Farm		Taxes Receivable	81,712.24
CETA And Other Public Employment Programs		4a Commercial 39 7.37		Tax Title Liens	9,799.95
MUNICIPAL FUNCTIONS TOTAL	1,339,903.96	4b Industrial 5 .92		Foreclosed Property	157,085.09
CAPITAL IMPROVEMENTS *MEMO*	49,000.00	4c Apartments		Emergencies & Other Deferred Charges	7,800.00
DEBT SERVICE		Total 1291	188,257,500.00	State and Federal Aid Receivable	
Principal Payments	245,646.04	Land Area 2.90 Sq. Miles		Other Receivables	14,963.65
Interest Payments	134,116.45	Net Valuation Taxable-Municipal	190,379,099	Total	936,277.53
DEFERRED CHARGES	51,100.00	Net Valuation Taxable-County	209,396,354	LIABILITIES, RESERVES, AND SURPLUS	
SCHOOL, COUNTY, SPECIAL DISTRICT TAXES	4,718,482.97	State Equalized Valuation	211,678,906	Cash Liabilities	254,564.37
RESERVE FOR UNCOLLECTED TAXES	335,039.69	State Equalization Ratio	89.84	Reserves for Receivables	263,560.93
EXPENDITURES TOTAL	6,824,239.11			Surplus Dec. 31, 1984	418,152.23
				Total	936,277.53

2010
Population 1980 7,118
Population 1984 7,074
S & P Rating
Moody Rating A1

General Tax Rate Per \$100. 1.76
State Equalized Tax Rate 1.95

MOUNTAINSIDE BOROUGH – UNION CO.
Form of Government:
Borough Council
Number of Members on Governing Body – 6

PER CAPITA:
Gross Debt 434.42
Net Debt 307.16
Debt Service 51.15
Total Tax Levy 1,169.99
Municipal Expenditures 476.11
PER CENT:
Gross Debt .80
Net Debt .57
Tax Levy Collected 97.74
Tax Levy Cancelled, Abated, or Adjusted .65

EXPENDITURES		REVENUES-REALIZED		1984 PROPERTY TAX	
GENERAL GOVERNMENT				STATE EQUALIZED TAX RATE	
Governing Body & Public Boards		1984 Property Taxes Collected	8,078,123.59	Local District School Taxes .50	2,128,335.00
Municipal Clerk		1984 Payments in Lieu of Taxes		Regional & Consolidated School Tax .63	2,655,847.27
Financial Administration	38,158.76	Delinquent Tax & Lien Collections	175,495.19	School Taxes in Municipal Budget	
Assessment of Taxes		Business Personalty Replacement Taxes	253,330.64	County Taxes .50	2,097,625.63
Collection of Taxes		Taxes from Public Utilities	661,230.00	County Library Taxes	
Planning, Housing & Development	11,102.09	Other Miscellaneous Tax Revenues		Local Municipal Purpose Taxes .32	1,363,301.25
Human Resources		State Aid Revenues	50,459.50	Veteran & Senior Citizen Taxes	63,750.00
Elections	1,700.00	Federal Aid Revenues		Total Taxes for Rate Computation 1.95	8,308,859.15
General Administration (other)	409,819.11	State and Local Fiscal Assistance Act Utilized	29,602.85	Special District Taxes	
JUDICIARY		Sale of Acquired Property		Bank Corp. Taxes	11,650.01
Municipal Courts	27,283.00	Other Miscellaneous Revenues	557,579.60	Added and Omitted Taxes	19,747.54
PUBLIC SAFETY		Total	9,805,821.37	Total Taxes Levied - ABSTRACT	8,276,506.70
Fire Protection	159,618.16	Prior Years Surplus Appropriated	800,000.00	Total Taxes Billed	8,264,856.69
Police Protection	738,632.97	REVENUES TOTAL	10,605,821.37	1984 TAXES COLLECTED	8,078,123.59
Civil Defense & Disaster Control	350.00	Reserve For Uncollected Taxes	493,000.00	1984 Taxes Cancelled, Abated or Adjusted	53,689.60
Environmental Inspection & Control	53,429.01	CAPITAL OUTLAY TOTAL	308,734.27	Transfer to Tax Title Liens or Foreclosed	
Other Public Safety				Balance Outstanding Dec. 31, 1984	133,043.50
PUBLIC WORKS				PRIOR YEARS TAXES OUTSTANDING	
Streets and Drainage	227,988.61	Public Enterprises		Balance January 1, 1984	179,456.49
Sewers and Sewage Processing	217,522.15	Recreation—Culture		Collected in 1984	175,495.19
Garbage and Trash Disposal		Public Works	206,584.20	Cancelled, Abated or Adjusted 1984	113.38
Public Buildings and Grounds	59,900.00	Buildings and Grounds	102,150.07	Transfers to Tax Title Liens or Foreclosed	
Other Public Works	63,469.09	Library and Education		Balance December 31, 1984	3,847.92
HEALTH and WELFARE		Conservation		TAX TITLE LIENS OUTSTANDING	
Health Services Except Environmental	36,999.88	All Other		Balance January 1, 1984	
Welfare-Public Assistance	3,417.46	CAPITAL DEBT AUTHORIZED, DECEMBER 31, 1984		Transfer From Taxes	
Hospitals, Clinics, First Aid		ISSUED AND UNISSUED		Redeemed in 1984	
Animal, Insect, & Rodent Control	3,600.00	School	900,250	Cancelled, Abated or Adjusted (1984)	
Other Welfare Services		Self-liquidating		Transfers to Foreclosed Property	
RECREATION and CONSERVATION		Other	2,172,850	Balance December 31, 1984	
Beaches and Boardwalks		Total	3,073,101	PROPERTY ACQUIRED BY DEED OR	
Parks, Playgrounds, Shade Trees	19,770.00			FORECLOSURE	
Land Reclamation & Conservation		ISSUED AND OUTSTANDING		Balance January 1, 1984	3,875.00
Other Recreational Services	49,993.65	School	900,250.48	Transfers From Taxes or Liens	
EDUCATION (excluding schools)		Self-Liquidating		Sale for Cash (1984)	
Libraries	163,800.00	Other	1,963,000.00	Cancelled, Abated or Adjusted (1984)	
Other Educational Services		Total	2,863,250.48	Balance December 31, 1984	3,875.00
STATUTORY EXPENDITURES		EQUALIZED VALUATION BASIS		CURRENT FINANCES DECEMBER 31, 1984	
Pensions & F. I. C. A.	147,380.79	FOR NET DEBT COMPUTATION	381,961,607	ASSETS	
Employee Fringe Benefits	63,230.77	REAL PROPERTY VALUATIONS		Cash Dec. 31, 1984	2,042,943.06
Other Statutory Expenditures		Code Class # of Parcels % VAL'N		Taxes Receivable	136,891.42
CETA And Other Public Employment Programs		1 Vacant Land 122 1.78	8,332,200.00	Tax Title Liens	
MUNICIPAL FUNCTIONS		2 Residential 2346 75.82	354,108,100.00	Foreclosed Property	3,875.00
CAPITAL IMPROVEMENTS *MEMO*	15,000.00	3 Farm		Emergencies & Other Deferred Charges	64,440.44
DEBT SERVICE		4a Commercial 81 11.57	54,042,800.00	State and Federal Aid Receivable	
Principal Payments	195,000.00	4b Industrial 59 10.83	50,566,800.00	Other Receivables	17,745.23
Interest Payments	166,812.48	4c Apartments		Total	2,265,895.15
		Total 2608	467,049,900.00	LIABILITIES, RESERVES, AND SURPLUS	
DEFERRED CHARGES		Land Area 4.10 Sq. Miles		Cash Liabilities	822,857.73
SCHOOL, COUNTY, SPECIAL DISTRICT TAXES	16,000.00	Net Valuation Taxable-Municipal	469,053,600	Reserves for Receivables	158,511.65
RESERVE FOR UNCOLLECTED TAXES	6,881,807.90	Net Valuation Taxable-County	393,870,505	Surplus Dec. 31, 1984	1,284,525.77
EXPENDITURES		State Equalized Valuation	422,731,472	Total	2,265,895.15
TOTAL	10,249,785.88	State Equalization Ratio	111.01		

0117
 Population 1980 **5,243**
 Population 1984 **5,341**
 S & P Rating
 Moody Rating

General Tax Rate Per \$100. **4.78**
 State Equalized Tax Rate **2.28**

MULLICA TOWNSHIP – ATLANTIC COUNTY
Form of Government:
Mayor–Council Plan F (OMCL 50)
Number of Members on Governing Body – 5

PER CAPITA:
 Gross Debt **622.98**
 Net Debt **149.54**
 Debt Service **11.81**
 Total Tax Levy **519.21**
 Municipal Expenditures **278.11**

PER CENT:
 Gross Debt **2.99**
 Net Debt **.72**
 Tax Levy Collected **85.93**
 Tax Levy Cancelled, Abated or Adjusted **.07**

EXPENDITURES		REVENUES-REALIZED		1984 PROPERTY TAX	
GENERAL GOVERNMENT				STATE EQUALIZED TAX RATE	
Governing Body & Public Boards		1984 Property Taxes Collected	2,382,618.70	Local District School Taxes	.91 1,102,684.31
Municipal Clerk		1984 Payments in Lieu of Taxes		Regional & Consolidated School Tax	.61 739,667.81
Financial Administration	21,409.69	Delinquent Tax & Lien Collections	370,268.73	School Taxes in Municipal Budget	
Assessment of Taxes	116,648.72	Business Personalty Replacement Taxes	33,505.40	County Taxes	.45 * 543,104.04
Collection of Taxes	31,904.90	Taxes from Public Utilities	263,385.00	County Library Taxes	.03 34,261.11
Planning, Housing & Development	16,494.05	Other Miscellaneous Tax Revenues		Local Municipal Purpose Taxes	.28 333,819.68
Human Resources		State Aid Revenues	52,096.42	Veteran & Senior Citizen Taxes	56,850.00
Elections	2,500.00	Federal Aid Revenues		Total Taxes for Rate Computation	2.28 2,810,386.95
General Administration (other)	153,186.75	State and Local Fiscal Assistance Act Utilized	33,592.00	Special District Taxes	
JUDICIARY		Sale of Acquired Property		Bank Corp. Taxes	638.58
Municipal Courts	33,116.87	Other Miscellaneous Revenues	170,666.96	Added and Omitted Taxes	18,920.65
PUBLIC SAFETY		Total	3,306,133.21	Total Taxes Levied - ABSTRACT	2,773,096.18
Fire Protection	41,000.00	Prior Years Surplus Appropriated	175,000.00	Total Taxes Billed	2,772,636.65
Police Protection	251,258.72	REVENUES TOTAL	3,481,133.21	1984 TAXES COLLECTED	2,382,618.70
Civil Defense & Disaster Control	1,113.00	Reserve For Uncollected Taxes	384,918.81	1984 Taxes Cancelled, Abated or Adjusted	1,816.78
Environmental Inspection & Control	500.00			Transfer to Tax Title Liens or Foreclosed	65,515.66
Other Public Safety		CAPITAL OUTLAY TOTAL	546,158.45	Balance Outstanding Dec. 31, 1984	322,685.51
PUBLIC WORKS		Public Enterprises		PRIOR YEARS TAXES OUTSTANDING	
Streets and Drainage	95,136.95	Recreation—Culture		Balance January 1, 1984	308,762.77
Sewers and Sewage Processing	3,000.00	Public Works	453,336.16	Collected in 1984	279,685.30
Garbage and Trash Disposal	40,024.00	Buildings and Grounds	92,822.29	Cancelled, Abated or Adjusted 1984	1,355.96
Public Buildings and Grounds	14,800.00	Library and Education		Transfers to Tax Title Liens or Foreclosed	17,380.39
Other Public Works	22,694.28	Conservation		Balance December 31, 1984	10,341.12
HEALTH and WELFARE		All Other		TAX TITLE LIENS OUTSTANDING	
Health Services Except Environmental				Balance January 1, 1984	105,837.70
Welfare-Public Assistance	7,414.93	CAPITAL DEBT AUTHORIZED, DECEMBER 31, 1984		Transfer From Taxes	85,689.33
Hospitals, Clinics, First Aid	500.00	ISSUED AND UNISSUED		Redeemed in 1984	90,583.43
Animal, Insect, & Rodent Control	3,609.64	School	2,528,652.49	Cancelled, Abated or Adjusted (1984)	
Other Welfare Services		Self-liquidating		Transfers to Foreclosed Property	
RECREATION and CONSERVATION		Other	798,686	Balance December 31, 1984	100,943.60
Beaches and Boardwalks		Total	3,327,338	PROPERTY ACQUIRED BY DEED OR FORECLOSURE	
Parks, Playgrounds, Shade Trees	200.00	ISSUED AND OUTSTANDING		Balance January 1, 1984	222,539.00
Land Reclamation & Conservation	3,000.00	School	2,528,652.49	Transfers From Taxes or Liens	
Other Recreational Services		Self-Liquidating		Sale for Cash (1984)	8,800.00
EDUCATION (excluding schools)		Other	626,454.00	Cancelled, Abated or Adjusted (1984)	10,800.00
Libraries		Total	3,155,106.49	Balance December 31, 1984	202,939.00
Other Educational Services	1,410.00	EQUALIZED VALUATION BASIS		CURRENT FINANCES DECEMBER 31, 1984	
STATUTORY EXPENDITURES		FOR NET DEBT COMPUTATION	111,175,249	ASSETS	
Pensions & F. I. C. A.	52,777.77	REAL PROPERTY VALUATIONS		Cash Dec. 31, 1984	846,282.98
Employee Fringe Benefits	26,600.00	Code Class # of Parcels % VAL'N		Taxes Receivable	333,026.63
Other Statutory Expenditures	3,460.29	1 Vacant Land 2836 20.78	11,774,350.00	Tax Title Liens	100,943.60
CETA And Other Public Employment Programs		2 Residential 1710 68.80	38,983,450.00	Foreclosed Property	202,939.00
MUNICIPAL FUNCTIONS TOTAL	949,760.56	3 Farm 86 2.46	1,392,450.00	Emergencies & Other Deferred Charges	196,754.27
CAPITAL IMPROVEMENTS *MEMO*	21,000.00	4a Commercial 86 6.77	3,833,900.00	State and Federal Aid Receivable	2,828.35
DEBT SERVICE		4b Industrial 3 1.20	677,800.00	Other Receivables	42,697.11
Principal Payments	50,689.00	4c Apartments		Total	1,725,471.94
Interest Payments	12,361.57	Total 4721	56,661,950.00	LIABILITIES, RESERVES, AND SURPLUS	
DEFERRED CHARGES	87,652.29	Land Area 56.50 Sq. Miles		Cash Liabilities	798,468.38
SCHOOL, COUNTY, SPECIAL DISTRICT TAXES	2,419,717.27	Net Valuation Taxable-Municipal	57,597,029	Reserves for Receivables	679,606.34
RESERVE FOR UNCOLLECTED TAXES	384,918.81	Net Valuation Taxable-County	114,025,073	Surplus Dec. 31, 1984	247,397.22
EXPENDITURES TOTAL	3,905,099.50	State Equalized Valuation	119,549,167	Total	1,725,471.94
		State Equalization Ratio	47.77		

0812

Population 1980 3,552
 Population 1984 3,480
 S & P Rating
 Moody Rating

General Tax Rate Per \$100.

4.08

State Equalized Tax Rate

2.67

NATIONAL PARK BORO. - GLOUCESTER CO.**Form of Government:****Borough Council****Number of Members on Governing Body - 6**

PER CAPITA:

Gross Debt 265.57
 Net Debt 20.29
 Debt Service 7.93
 Total Tax Levy 338.76
 Municipal Expenditures 238.95

PER CENT:

Gross Debt 2.23
 Net Debt .17
 Tax Levy Collected 90.59
 Tax Levy Cancelled, Abated or Adjusted .01

EXPENDITURES		REVENUES-REALIZED		1984 PROPERTY TAX	
GENERAL GOVERNMENT				STATE EQUALIZED TAX RATE	
Governing Body & Public Boards		1984 Property Taxes Collected	1,063,126.07	Local District School Taxes .76	334,441.00
Municipal Clerk		1984 Payments in Lieu of Taxes		Regional & Consolidated School Tax .78	341,471.39
Financial Administration	13,160.00	Delinquent Tax & Lien Collections	91,175.01	School Taxes in Municipal Budget	
Assessment of Taxes	31,740.00	Business Personalty Replacement Taxes	6,747.84	County Taxes .64	279,124.42
Collection of Taxes	11,611.00	Taxes from Public Utilities	336,851.00	County Library Taxes .02	7,142.52
Planning, Housing & Development	4,339.00	Other Miscellaneous Tax Revenues		Local Municipal Purpose Taxes .48	209,900.00
Human Resources		State Aid Revenues	52,558.36	Veteran & Senior Citizen Taxes	54,300.00
Elections	1,250.00	Federal Aid Revenues		Total Taxes for Rate Computation 2.68	1,226,379.33
General Administration (other)	111,499.00	State and Local Fiscal Assistance Act Utilized	26,032.83	Special District Taxes	
JUDICIARY		Sale of Acquired Property		Bank Corp. Taxes	5,331.70
Municipal Courts	24,524.00	Other Miscellaneous Revenues	65,077.50	Added and Omitted Taxes	1,482.42
PUBLIC SAFETY		Total	1,641,568.61	Total Taxes Levied - ABSTRACT	1,178,893.45
Fire Protection	19,280.00	Prior Years Surplus Appropriated	73,314.10	Total Taxes Billed	1,173,561.75
Police Protection	179,739.00	REVENUES TOTAL	1,714,882.71	1984 TAXES COLLECTED	1,063,126.07
Civil Defense & Disaster Control	300.00	Reserve For Uncollected Taxes	110,691.00	1984 Taxes Cancelled, Abated or Adjusted	81.60
Environmental Inspection & Control	8,422.00	CAPITAL OUTLAY	42,328.00	Transfer to Tax Title Liens or Foreclosed	3,219.12
Other Public Safety		Total	42,328.00	Balance Outstanding Dec. 31, 1984	107,134.96
PUBLIC WORKS		Public Enterprises	328.00	PRIOR YEARS TAXES OUTSTANDING	
Streets and Drainage	115,149.00	Recreation—Culture		Balance January 1, 1984	92,409.19
Sewers and Sewage Processing		Public Works		Collected in 1984	91,175.01
Garbage and Trash Disposal	54,600.00	Buildings and Grounds	42,000.00	Cancelled, Abated or Adjusted 1984	
Public Buildings and Grounds	32,995.00	Library and Education		Transfers to Tax Title Liens or Foreclosed	763.94
Other Public Works		Conservation		Balance December 31, 1984	470.24
HEALTH and WELFARE		All Other		TAX TITLE LIENS OUTSTANDING	
Health Services Except Environmental	1,000.00	CAPITAL DEBT AUTHORIZED, DECEMBER 31, 1984		Balance January 1, 1984	1,905.85
Welfare-Public Assistance	7,500.00	ISSUED AND UNISSUED		Transfer From Taxes	4,199.87
Hospitals, Clinics, First Aid		School	628,554	Redeemed in 1984	
Animal, Insect, & Rodent Control	1,379.00	Self-liquidating	225,000	Cancelled, Abated or Adjusted (1984)	
Other Welfare Services		Other	70,622	Transfers to Foreclosed Property	
RECREATION and CONSERVATION		Total	924,176	Balance December 31, 1984	6,105.72
Beaches and Boardwalks		ISSUED AND OUTSTANDING		PROPERTY ACQUIRED BY DEED OR FORECLOSURE	
Parks, Playgrounds, Shade Trees	4,550.00	School	628,554.16	Balance January 1, 1984	19,473.00
Land Reclamation & Conservation		Self-Liquidating	225,000.00	Transfers From Taxes or Liens	
Other Recreational Services	1,775.00	Other	70,622.00	Sale for Cash (1984)	
EDUCATION (excluding schools)		Total	924,176.16	Cancelled, Abated or Adjusted (1984)	
Libraries		EQUALIZED VALUATION BASIS		Balance December 31, 1984	19,473.00
Other Educational Services		FOR NET DEBT COMPUTATION	41,384,612	CURRENT FINANCES DECEMBER 31, 1984	
STATUTORY EXPENDITURES		REAL PROPERTY VALUATIONS		ASSETS	
Pensions & F. I. C. A.	42,600.00	Code Class # of Parcels % VAL'N		Cash Dec. 31, 1984	291,770.26
Employee Fringe Benefits	20,850.00	1 Vacant Land 153 2.26	645,500.00	Taxes Receivable	107,605.20
Other Statutory Expenditures	5,000.00	2 Residential 1015 90.86	25,943,200.00	Tax Title Liens	6,105.72
CETA And Other Public Employment Programs		3 Farm		Foreclosed Property	19,473.00
MUNICIPAL FUNCTIONS		4a Commercial 39 6.19	1,767,800.00	Emergencies & Other Deferred Charges	18,664.75
CAPITAL IMPROVEMENTS	*MEMO*	4b Industrial		State and Federal Aid Receivable	9,399.12
DEBT SERVICE		4c Apartments 3 .69	197,600.00	Other Receivables	24,253.08
Principal Payments	17,811.00	Total 1210	28,554,100.00	Total	477,271.13
Interest Payments	9,769.53	Land Area 1.00 Sq. Miles		LIABILITIES, RESERVES, AND SURPLUS	
DEFERRED CHARGES		Net Valuation Taxable-Municipal	28,757,686	Cash Liabilities	112,819.28
SCHOOL, COUNTY, SPECIAL DISTRICT TAXES	962,179.33	Net Valuation Taxable-County	41,813,312	Reserves for Receivables	157,437.00
RESERVE FOR UNCOLLECTED TAXES	110,691.00	State Equalized Valuation	43,757,735	Surplus Dec. 31, 1984	207,014.85
EXPENDITURES	TOTAL	State Equalization Ratio	65.56	Total	477,271.13
	1,793,712.86				

1334
Population 1980 28,366
Population 1984 28,966
S & P Rating AAA
Moody Rating AAA

General Tax Rate Per \$100. 2.51
State Equalized Tax Rate 2.53

NEPTUNE TOWNSHIP – MONMOUTH CO.
Form of Government:
Township Committee
Number of Members on Governing Body – 5

PER CAPITA:
Gross Debt 330.96
Net Debt 225.17
Debt Service 27.90
Total Tax Levy 522.87
Municipal Expenditures 317.81
PER CENT:
Gross Debt 1.80
Net Debt 1.22
Tax Levy Collected 93.96
Tax Levy Cancelled, Abated or Adjusted

EXPENDITURES		REVENUES-REALIZED		1984 PROPERTY TAX	
GENERAL GOVERNMENT				STATE EQUALIZED TAX RATE	
Governing Body & Public Boards		1984 Property Taxes Collected	15,000,645.65	Local District School Taxes 1.37	8,129,585.00
Municipal Clerk		1984 Payments in Lieu of Taxes		Regional & Consolidated School Tax	
Financial Administration	142,494.16	Delinquent Tax & Lien Collections	729,593.98	School Taxes in Municipal Budget	
Assessment of Taxes	68,072.47	Business Personalty Replacement Taxes	286,123.45	County Taxes .52	* 3,095,785.28
Collection of Taxes	110,566.38	Taxes from Public Utilities	2,035,475.00	County Library Taxes	
Planning, Housing & Development	56,750.16	Other Miscellaneous Tax Revenues		Local Municipal Purpose Taxes .64	3,769,422.73
Human Resources	536,741.30	State Aid Revenues	991,842.78	Veteran & Senior Citizen Taxes	264,000.00
Elections	6,500.00	Federal Aid Revenues	39,492.00	Total Taxes for Rate Computation 2.53	15,258,793.01
General Administration (other)	748,504.82	State and Local Fiscal Assistance Act Utilized	337,208.00	Special District Taxes	
JUDICIARY		Sale of Acquired Property	17,510.00	Bank Corp. Taxes	59,071.91
Municipal Courts	99,585.49	Other Miscellaneous Revenues	1,071,189.93	Added and Omitted Taxes	91,700.66
PUBLIC SAFETY		Total	20,509,080.79	Total Taxes Levied - ABSTRACT	15,145,565.58
Fire Protection		Prior Years Surplus Appropriated	850,000.00	Total Taxes Billed	15,965,742.72
Police Protection	1,833,010.11	REVENUES TOTAL	21,359,080.79	1984 TAXES COLLECTED	15,000,645.65
Civil Defense & Disaster Control	700.00	Reserve For Uncollected Taxes	966,934.65	1984 Taxes Cancelled, Abated or Adjusted	
Environmental Inspection & Control	175,787.31	CAPITAL OUTLAY TOTAL	611,644.16	Transfer to Tax Title Liens or Foreclosed	182,696.06
Other Public Safety				Balance Outstanding Dec. 31, 1984	782,401.01
PUBLIC WORKS				PRIOR YEARS TAXES OUTSTANDING	
Streets and Drainage	636,829.55	Public Enterprises		Balance January 1, 1984	674,761.49
Sewers and Sewage Processing		Recreation—Culture		Collected in 1984	603,154.75
Garbage and Trash Disposal	621,463.58	Public Works	608,790.88	Cancelled, Abated or Adjusted 1984	2,575.97
Public Buildings and Grounds	320,314.73	Buildings and Grounds	2,853.28	Transfers to Tax Title Liens or Foreclosed	51,393.10
Other Public Works	610,081.07	Library and Education		Balance December 31, 1984	17,637.67
HEALTH and WELFARE		Conservation		TAX TITLE LIENS OUTSTANDING	
Health Services Except Environmental	33,388.19	All Other		Balance January 1, 1984	376,787.18
Welfare-Public Assistance	65,609.16	CAPITAL DEBT AUTHORIZED, DECEMBER 31, 1984		Transfer From Taxes	241,400.30
Hospitals, Clinics, First Aid		ISSUED AND UNISSUED GROSS DEBT NET DEBT		Redeemed in 1984	126,439.23
Animal, Insect, & Rodent Control		School 774,000		Cancelled, Abated or Adjusted (1984)	
Other Welfare Services		Self-liquidating 2,290,470		Transfers to Foreclosed Property	
RECREATION and CONSERVATION		Other 6,522,226	6,522,226	Balance December 31, 1984	491,748.25
Beaches and Boardwalks		Total 9,586,696	6,522,226	PROPERTY ACQUIRED BY DEED OR FORECLOSURE	
Parks, Playgrounds, Shade Trees	69,907.67	ISSUED AND OUTSTANDING		Balance January 1, 1984	1,512,901.00
Land Reclamation & Conservation	1,175.00	School 774,000.00		Transfers From Taxes or Liens	
Other Recreational Services	55,628.24	Self-Liquidating 1,712,000.00		Sale for Cash (1984)	
EDUCATION (excluding schools)		Other 4,245,793.78		Cancelled, Abated or Adjusted (1984)	81,700.00
Libraries	226,996.97	Total 6,731,793.78		Balance December 31, 1984	1,431,201.00
Other Educational Services	15,009.92	EQUALIZED VALUATION BASIS		CURRENT FINANCES DECEMBER 31, 1984	
STATUTORY EXPENDITURES		FOR NET DEBT COMPUTATION	533,770,492	ASSETS	
Pensions & F. I. C. A.	470,879.96	REAL PROPERTY VALUATIONS		Cash Dec. 31, 1984	2,954,684.59
Employee Fringe Benefits	420,000.00	Code Class # of Parcels % VAL'N		Taxes Receivable	800,038.68
Other Statutory Expenditures	11,000.00	1 Vacant Land 642 2.93	17,255,200.00	Tax Title Liens	491,748.25
CETA And Other Public Employment Programs		2 Residential 7690 72.12	425,375,700.00	Foreclosed Property	1,431,201.00
MUNICIPAL FUNCTIONS TOTAL	7,336,996.24	3 Farm 9 .07	447,700.00	Emergencies & Other Deferred Charges	278,105.15
CAPITAL IMPROVEMENTS *M:E:M:*	25,000.00	4a Commercial 567 20.74	122,339,300.00	State and Federal Aid Receivable	14,756.33
DEBT SERVICE		4b Industrial 10 .87	5,108,200.00	Other Receivables	1,277,560.50
Principal Payments	421,300.00	4c Apartments 94 3.26	19,252,000.00	Total	7,248,094.50
Interest Payments	386,787.50	Total 9012	589,778,100.00	LIABILITIES, RESERVES, AND SURPLUS	
DEFERRED CHARGES	93,794.37	Land Area 8.00 Sq. Miles		Cash Liabilities	2,469,415.19
SCHOOL, COUNTY, SPECIAL DISTRICT TAXES	11,225,370.28	Net Valuation Taxable-Municipal	598,579,067	Reserves for Receivables	3,935,049.09
RESERVE FOR UNCOLLECTED TAXES	966,934.65	Net Valuation Taxable-County	558,306,092	Surplus Dec. 31, 1984	843,630.22
EXPENDITURES TOTAL	20,431,183.04	State Equalized Valuation	593,260,485	Total	7,248,094.50
		State Equalization Ratio	1.00.91		

PER CAPITA:		PER CENT:	
Gross Debt	72.66	Gross Debt	.36
Net Debt	72.66	Net Debt	.36
Debt Service	15.14	Tax Levy Collected	96.72
Total Tax Levy	547.55	Tax Levy Cancelled, Abated	
Municipal Expenditures	319.75	or Adjusted	.21

EXPENDITURES		REVENUES-REALIZED		1984 PROPERTY TAX	
GENERAL GOVERNMENT				STATE EQUALIZED TAX RATE \rightarrow	
Governing Body & Public Boards		1984 Property Taxes Collected	2,700,704.17	Local District School Taxes	1.27
Municipal Clerk		1984 Payments in Lieu of Taxes	20,372.51	Regional & Consolidated School Tax	
Financial Administration	10,000.00	Delinquent Tax & Lien Collections	115,614.20	School Taxes in Municipal Budget	
Assessment of Taxes	19,245.67	Business Personalty Replacement Taxes	70,462.40	County Taxes	.59 *
Collection of Taxes	19,155.79	Taxes from Public Utilities	271,670.00	County Library Taxes	.02
Planning, Housing & Development	18,639.00	Other Miscellaneous Tax Revenues		Local Municipal Purpose Taxes	.75
Human Resources		State Aid Revenues	68,672.81	Veteran & Senior Citizen Taxes	
Elections	3,600.00	Federal Aid Revenues		Total Taxes for Rate Computation	2.63
General Administration (other)	128,034.79	State and Local Fiscal Assistance Act Utilized	41,799.29	Special District Taxes	
JUDICIARY		Sale of Acquired Property	90,000.00	Bank Corp. Taxes	
Municipal Courts	21,684.00	Other Miscellaneous Revenues	238,965.62	Added and Omitted Taxes	
PUBLIC SAFETY		Total	3,618,261.00	Total Taxes Levied - ABSTRACT	
Fire Protection	40,251.38	Prior Years Surplus Appropriated	135,000.00	Total Taxes Billed	
Police Protection	550,197.91	REVENUES TOTAL	3,753,261.00	1984 TAXES COLLECTED	
Civil Defense & Disaster Control	50.00	Reserve For Uncollected Taxes	142,204.41	1984 Taxes Cancelled, Abated or Adjusted	
Environmental Inspection & Control	13,691.00	CAPITAL OUTLAY TOTAL	32,481.83	Transfer to Tax Title Liens or Foreclosed	
Other Public Safety				Balance Outstanding Dec. 31, 1984	
PUBLIC WORKS		Public Enterprises	15,465.15	PRIOR YEARS TAXES OUTSTANDING	
Streets and Drainage	211,732.89	Recreation—Culture	8,242.40	Balance January 1, 1984	
Sewers and Sewage Processing		Public Works	8,774.28	Collected in 1984	
Garbage and Trash Disposal	128,730.00	Buildings and Grounds		Cancelled, Abated or Adjusted 1984	
Public Buildings and Grounds	37,255.98	Library and Education		Transfers to Tax Title Liens or Foreclosed	
Other Public Works		Conservation		Balance December 31, 1984	
HEALTH and WELFARE		All Other		TAX TITLE LIENS OUTSTANDING	
Health Services Except Environmental		CAPITAL DEBT AUTHORIZED, DECEMBER 31, 1984		Balance January 1, 1984	
Welfare-Public Assistance	4,000.00	ISSUED AND UNISSUED		Transfer From Taxes	
Hospitals, Clinics, First Aid		School		Redeemed in 1984	
Animal, Insect, & Rodent Control		Self-liquidating	65,758	Cancelled, Abated or Adjusted (1984)	
Other Welfare Services		Other	305,701	Transfers to Foreclosed Property	
RECREATION and CONSERVATION		Total	371,459	Balance December 31, 1984	
Beaches and Boardwalks		ISSUED AND OUTSTANDING		PROPERTY ACQUIRED BY DEED OR FORECLOSURE	
Parks, Playgrounds, Shade Trees	5,250.00	School		Balance January 1, 1984	
Land Reclamation & Conservation		Self-Liquidating		Transfers From Taxes or Liens	
Other Recreational Services	2,000.00	Other		Sale for Cash (1984)	
EDUCATION (excluding schools)		Total	273,125.00	Cancelled, Abated or Adjusted (1984)	
Libraries	8,127.77	EQUALIZED VALUATION BASIS		Balance December 31, 1984	
Other Educational Services		FOR NET DEBT COMPUTATION		CURRENT FINANCES DECEMBER 31, 1984	
STATUTORY EXPENDITURES		REAL PROPERTY VALUATIONS		ASSETS	
Pensions & F. I. C. A.	115,616.43	Code Class # of Parcels % VAL'N		Cash Dec. 31, 1984	
Employee Fringe Benefits	55,000.00	1 Vacant Land 93 2.30		Taxes Receivable	
Other Statutory Expenditures	7,500.00	2 Residential 1289 62.96		Tax Title Liens	
CETA And Other Public Employment Programs		3 Farm		Foreclosed Property	
MUNICIPAL FUNCTIONS TOTAL	1,399,762.61	4a Commercial 100 19.31		Emergencies & Other Deferred Charges	
CAPITAL IMPROVEMENTS *MEMO*	5,000.00	4b Industrial 10 3.19		State and Federal Aid Receivable	
DEBT SERVICE		4c Apartments 9 12.24		Other Receivables	
Principal Payments	59,000.00	Total 1501		Total	
Interest Payments	18,414.01	Land Area .90 Sq. Miles		LIABILITIES, RESERVES, AND SURPLUS	
DEFERRED CHARGES	15,180.27	Net Valuation Taxable-Municipal		Cash Liabilities	
SCHOOL, COUNTY, SPECIAL DISTRICT TAXES	1,992,107.33	Net Valuation Taxable-County		Reserves for Receivables	
RESERVE FOR UNCOLLECTED TAXES	142,204.41	State Equalized Valuation		Surplus Dec. 31, 1984	
EXPENDITURES TOTAL	3,626,668.63	State Equalization Ratio		Total	

1428
 Population 1980 **3,557**
 Population 1984 **3,523**
 S & P Rating
 Moody Rating **BAA**

General Tax Rate Per \$100.
4.33
 State Equalized Tax Rate
2.32

NETCONG BOROUGH – MORRIS COUNTY
Form of Government:
Borough Council
Number of Members on Governing Body – 6

PER CAPITA:
 Gross Debt **720.76**
 Net Debt **120.15**
 Debt Service **16.17**
 Total Tax Levy **550.23**
 Municipal Expenditures **230.47**
 PER CENT:
 Gross Debt **3.44**
 Net Debt **.57**
 Tax Levy Collected **96.41**
 Tax Levy Cancelled, Abated or Adjusted **.43**

EXPENDITURES		REVENUES-REALIZED		1984 PROPERTY TAX	
GENERAL GOVERNMENT				STATE EQUALIZED TAX RATE	
Governing Body & Public Boards		1984 Property Taxes Collected	1,867,488.74	Local District School Taxes .96	802,609.50
Municipal Clerk		1984 Payments in Lieu of Taxes		Regional & Consolidated School Tax .75	626,324.64
Financial Administration	8,710.00	Delinquent Tax & Lien Collections	47,966.09	School Taxes in Municipal Budget	
Assessment of Taxes	5,210.00	Business Personalty Replacement Taxes	51,878.12	County Taxes	272,443.52
Collection of Taxes	10,610.37	Taxes from Public Utilities	219,496.00	County Library Taxes	10,427.65
Planning, Housing & Development	12,760.00	Other Miscellaneous Tax Revenues		Local Municipal Purpose Taxes	217,263.54
Human Resources		State Aid Revenues	53,690.51	Veteran & Senior Citizen Taxes	37,950.00
Elections		Federal Aid Revenues		Total Taxes for Rate Computation	1,967,018.85
General Administration (other)	104,718.37	State and Local Fiscal Assistance Act Utilized	13,958.00	Special District Taxes	
JUDICIARY		Sale of Acquired Property		Bank Corp. Taxes	5,455.04
Municipal Courts	16,967.23	Other Miscellaneous Revenues	83,416.59	Added and Omitted Taxes	3,924.41
PUBLIC SAFETY		Total	2,337,894.05	Total Taxes Levied - ABSTRACT	1,938,448.30
Fire Protection	9,000.00	Prior Years Surplus Appropriated	112,000.00	Total Taxes Billed	1,937,033.10
Police Protection	205,441.85	REVENUES TOTAL	2,449,894.05	1984 TAXES COLLECTED	1,867,488.74
Civil Defense & Disaster Control	303.00	Reserve For Uncollected Taxes	96,526.92	1984 Taxes Cancelled, Abated or Adjusted	8,239.99
Environmental Inspection & Control	19,854.35	CAPITAL OUTLAY TOTAL	32,752.83	Transfer to Tax Title Liens or Foreclosed	3,316.78
Other Public Safety		Public Enterprises	15,155.33	Balance Outstanding Dec. 31, 1984	57,987.59
PUBLIC WORKS		Recreation—Culture		PRIOR YEARS TAXES OUTSTANDING	
Streets and Drainage	34,146.33	Public Works	468.00	Balance January 1, 1984	52,945.59
Sewers and Sewage Processing	94,478.32	Buildings and Grounds	17,129.50	Collected in 1984	47,966.09
Public Buildings and Grounds	35,429.91	Library and Education		Cancelled, Abated or Adjusted 1984	1,177.26
Other Public Works		Conservation		Transfers to Tax Title Liens or Foreclosed	3,094.64
HEALTH and WELFARE		All Other		Balance December 31, 1984	707.60
Health Services Except Environmental	13,083.00	CAPITAL DEBT AUTHORIZED, DECEMBER 31, 1984		TAX TITLE LIENS OUTSTANDING	
Welfare-Public Assistance	5,235.00	ISSUED AND UNISSUED		Balance January 1, 1984	
Hospitals, Clinics, First Aid		SCHOOL GROSS DEBT	1,029,612	Transfer From Taxes	6,963.14
Animal, Insect, & Rodent Control	1,649.00	Self-liquidating	1,161,213	Redeemed in 1984	
Other Welfare Services		Other	348,400	Cancelled, Abated or Adjusted (1984)	
RECREATION and CONSERVATION		Total	2,539,226	Transfers to Foreclosed Property	
Beaches and Boardwalks		ISSUED AND OUTSTANDING		Balance December 31, 1984	6,963.14
Parks, Playgrounds, Shade Trees		SCHOOL	1,029,612.53	PROPERTY ACQUIRED BY DEED OR	
Land Reclamation & Conservation		Self-Liquidating	1,161,213.96	FORECLOSURE	
Other Recreational Services	12,251.40	Other	348,400.00	Balance January 1, 1984	700.00
EDUCATION (excluding schools)		Total	2,539,226.49	Transfers From Taxes or Liens	
Libraries		EQUALIZED VALUATION BASIS		Sale for Cash (1984)	
Other Educational Services		FOR NET DEBT COMPUTATION	73,790,948	Cancelled, Abated or Adjusted (1984)	
STATUTORY EXPENDITURES		REAL PROPERTY VALUATIONS		Balance December 31, 1984	700.00
Pensions & F. I. C. A.	36,673.68	Code Class # of Parcels % VAL'N		CURRENT FINANCES DECEMBER 31, 1984	
Employee Fringe Benefits	12,981.76	1 Vacant Land 65 2.16	901,300.00	ASSETS	
Other Statutory Expenditures	2,500.00	2 Residential 737 65.23	27,199,700.00	Cash Dec. 31, 1984	82,829.88
CETA And Other Public Employment Programs		3 Farm		Taxes Receivable	58,695.19
MUNICIPAL FUNCTIONS TOTAL	642,003.57	4a Commercial 72 13.49	5,623,200.00	Tax Title Liens	6,963.14
CAPITAL IMPROVEMENTS *MEMO*		4b Industrial 9 4.70	1,958,600.00	Foreclosed Property	700.00
DEBT SERVICE		4c Apartments 2 14.42	6,014,400.00	Emergencies & Other Deferred Charges	24,615.45
Principal Payments	34,600.00	Total 885	41,697,200.00	State and Federal Aid Receivable	
Interest Payments	22,349.90	Land Area .90 Sq. Miles		Other Receivables	3,156.83
DEFERRED CHARGES	16,480.99	Net Valuation Taxable-Municipal	44,644,542	Total	176,960.49
SCHOOL, COUNTY, SPECIAL DISTRICT TAXES	1,711,805.31	Net Valuation Taxable-County	74,317,879	LIABILITIES, RESERVES, AND SURPLUS	
RESERVE FOR UNCOLLECTED TAXES	96,526.92	State Equalized Valuation	80,688,498	Cash Liabilities	54,548.87
EXPENDITURES TOTAL	2,523,766.69	State Equalization Ratio	53.66	Reserves for Receivables	69,515.16
				Surplus Dec. 31, 1984	52,896.46
				Total	176,960.49

1214
 Population 1980 41,442
 Population 1984 40,485
 S & P Rating
 Moody Rating AAA
 General Tax Rate Per \$100. 3.90
 State Equalized Tax Rate 3.45

NEW BRUNSWICK CITY – MIDDLESEX CO.
Form of Government:
Mayor–Council Plan E (OMCL 50)
Number of Members on Governing Body – 5

PER CAPITA:
 Gross Debt 1,189.93
 Net Debt 298.96
 Debt Service 55.77
 Total Tax Levy 518.90
 Municipal Expenditures 600.85
 PER CENT:
 Gross Debt 9.43
 Net Debt 2.37
 Tax Levy Collected 94.84
 Tax Levy Cancelled, Abated or Adjusted .49

EXPENDITURES		REVENUES-REALIZED		1984 PROPERTY TAX	
GENERAL GOVERNMENT				STATE EQUALIZED TAX RATE	
Governing Body & Public Boards	117,121.00	1984 Property Taxes Collected	19,880,996.30	Local District School Taxes	1.60 9,684,923.50
Municipal Clerk	88,806.13	1984 Payments in Lieu of Taxes	3,151,444.11	Regional & Consolidated School Tax	
Financial Administration	187,546.00	Delinquent Tax & Lien Collections	838,789.40	School Taxes in Municipal Budget	.06 392,314.83
Assessment of Taxes	106,981.00	Business Personalty Replacement Taxes	1,138,599.60	County Taxes	.58 3,531,172.77
Collection of Taxes	206,569.00	Taxes from Public Utilities	2,142,849.00	County Library Taxes	
Planning, Housing & Development	212,264.00	Other Miscellaneous Tax Revenues		Local Municipal Purpose Taxes	1.20 7,290,682.36
Human Resources	707,811.31	State Aid Revenues	4,587,717.02	Veteran & Senior Citizen Taxes	
Elections	13,346.87	Federal Aid Revenues		Total Taxes for Rate Computation	3.44 21,160,993.46
General Administration (other)	1,090,714.00	State and Local Fiscal Assistance Act Utilized	564,463.43	Special District Taxes	
JUDICIARY		Sale of Acquired Property	14,600.00	Bank Corp. Taxes	52,040.86
Municipal Courts	194,229.00	Other Miscellaneous Revenues	3,964,892.29	Added and Omitted Taxes	56,609.51
PUBLIC SAFETY		Total	36,284,351.15	Total Taxes Levied - ABSTRACT	21,007,743.83
Fire Protection	3,045,869.00	Prior Years Surplus Appropriated		Total Taxes Billed	20,963,291.34
Police Protection	4,590,700.96	REVENUES TOTAL	36,284,351.15	1984 TAXES COLLECTED	19,880,996.30
Civil Defense & Disaster Control	3,500.00	Reserve For Uncollected Taxes	1,180,000.00	1984 Taxes Cancelled, Abated or Adjusted	102,226.80
Environmental Inspection & Control	325,469.00	CAPITAL OUTLAY TOTAL	4,262,288.72	Transfer to Tax Title Liens or Foreclosed	232,267.11
Other Public Safety				Balance Outstanding Dec. 31, 1984	747,801.13
PUBLIC WORKS				PRIOR YEARS TAXES OUTSTANDING	
Streets and Drainage	392,280.71	Public Enterprises	1,581,479.23	Balance January 1, 1984	675,449.02
Sewers and Sewage Processing	1,624,163.52	Recreation—Culture	303,577.79	Collected in 1984	559,607.21
Garbage and Trash Disposal	627,182.00	Public Works	1,374,222.73	Cancelled, Abated or Adjusted 1984	57,551.58
Public Buildings and Grounds	238,540.00	Buildings and Grounds	722,504.41	Transfers to Tax Title Liens or Foreclosed	50,983.04
Other Public Works	373,207.00	Library and Education	280,504.56	Balance December 31, 1984	7,307.19
HEALTH and WELFARE		Conservation		TAX TITLE LIENS OUTSTANDING	
Health Services Except Environmental	481,085.79	All Other		Balance January 1, 1984	545,441.71
Welfare-Public Assistance	439,170.00	CAPITAL DEBT AUTHORIZED, DECEMBER 31, 1984		Transfer From Taxes	300,340.96
Hospitals, Clinics, First Aid		ISSUED AND UNISSUED		Redeemed in 1984	279,182.19
Animal, Insect, & Rodent Control		School	10,191,900	Cancelled, Abated or Adjusted (1984)	
Other Welfare Services		Self-liquidating	6,666,000	Transfers to Foreclosed Property	10,916.80
RECREATION and CONSERVATION		Other	31,316,340	Balance December 31, 1984	555,683.68
Beaches and Boardwalks		Total	48,174,240	PROPERTY ACQUIRED BY DEED OR FORECLOSURE	
Parks, Playgrounds, Shade Trees	379,682.00	ISSUED AND OUTSTANDING		Balance January 1, 1984	1,216,631.05
Land Reclamation & Conservation	2,000.00	School	10,191,900.00	Transfers From Taxes or Liens	10,916.80
Other Recreational Services	227,465.00	Self-Liquidating	6,666,000.00	Sale for Cash (1984)	
EDUCATION (excluding schools)		Other	31,316,190.00	Cancelled, Abated or Adjusted (1984)	13,147.85
Libraries	304,005.00	Total	48,174,090.00	Balance December 31, 1984	1,214,400.00
Other Educational Services	17,705.00	EQUALIZED VALUATION BASIS		CURRENT FINANCES DECEMBER 31, 1984	
STATUTORY EXPENDITURES		FOR NET DEBT COMPUTATION	511,058,944	ASSETS	
Pensions & F. I. C. A.	1,878,376.60	REAL PROPERTY VALUATIONS		Cash Dec. 31, 1984	6,716,629.94
Employee Fringe Benefits	1,392,336.48	Code Class # of Parcels % VAL'N		Taxes Receivable	755,108.32
Other Statutory Expenditures	60,000.00	1 Vacant Land 562 3.24	15,218,400.00	Tax Title Liens	555,683.68
CETA And Other Public Employment Programs		2 Residential 5529 46.05	216,459,100.00	Foreclosed Property	1,214,400.00
MUNICIPAL FUNCTIONS TOTAL	19,828,126.37	3 Farm		Emergencies & Other Deferred Charges	168,811.03
CAPITAL IMPROVEMENTS *MEMO*	110,450.00	4a Commercial 892 27.06	127,200,700.00	State and Federal Aid Receivable	18,144.61
DEBT SERVICE		4b Industrial 75 13.00	61,088,800.00	Other Receivables	820,182.16
Principal Payments	515,000.00	4c Apartments 129 10.66	50,107,300.00	Total	10,248,959.74
Interest Payments	1,742,753.32	Total 7187	470,074,300.00	LIABILITIES, RESERVES, AND SURPLUS	
TYPE I SCHL DEBT *MEMO	1,182,794.97	Land Area 5.50 Sq. Miles		Cash Liabilities	6,390,086.21
DEFERRED CHARGES	1,059,461.45	Net Valuation Taxable-Municipal	536,068,765	Reserves for Receivables	3,242,093.69
SCHOOL, COUNTY, SPECIAL DISTRICT TAXES	13,608,411.10	Net Valuation Taxable-County	620,719,014	Surplus Dec. 31, 1984	616,779.84
RESERVE FOR UNCOLLECTED TAXES	1,180,000.00	State Equalized Valuation	597,547,879	Total	10,248,959.74
EXPENDITURES TOTAL	37,933,752.24	State Equalization Ratio	88.56		

0325

Population 1980 14,258

Population 1984 16,556

S & P Rating

Moody Rating

General Tax Rate Per \$100.

2.25

State Equalized Tax Rate

2.27

NEW HANOVER TWP. – BURLINGTON CO.**Form of Government:****Township Committee****Number of Members on Governing Body – 3****PER CAPITA:**

Gross Debt 44.79

Net Debt 24.89

Debt Service

Total Tax Levy 24.82

Municipal Expenditures 53.06

PER CENT:

Gross Debt 5.58

Net Debt 3.10

Tax Levy Collected 95.01

Tax Levy Cancelled, Abated
or Adjusted .25

EXPENDITURES		REVENUES-REALIZED		1984 PROPERTY TAX	
GENERAL GOVERNMENT				STATE EQUALIZED TAX RATE	
Governing Body & Public Boards		1984 Property Taxes Collected	389,186.25	Local District School Taxes	1.52
Municipal Clerk		1984 Payments in Lieu of Taxes		Regional & Consolidated School Tax	
Financial Administration	33,000.00	Delinquent Tax & Lien Collections	18,407.51	School Taxes in Municipal Budget	
Assessment of Taxes	17,000.00	Business Personalty Replacement Taxes	3,831.16	County Taxes	.60
Collection of Taxes	11,350.00	Taxes from Public Utilities	243,842.00	County Library Taxes	.03
Planning, Housing & Development	23,700.00	Other Miscellaneous Tax Revenues		Local Municipal Purpose Taxes	.12
Human Resources		State Aid Revenues	89,829.37	Veteran & Senior Citizen Taxes	
Elections		Federal Aid Revenues		Total Taxes for Rate Computation	2.27
General Administration (other)	110,300.00	State and Local Fiscal Assistance Act Utilized	56,211.42	Special District Taxes	
JUDICIARY		Sale of Acquired Property		Bank Corp. Taxes	
Municipal Courts	83,500.00	Other Miscellaneous Revenues	262,389.44	Added and Omitted Taxes	
PUBLIC SAFETY		Total	1,063,697.15	Total Taxes Levied - ABSTRACT	
Fire Protection	4,700.00	Prior Years Surplus Appropriated	431,248.09	Total Taxes Billed	
Police Protection	135,839.52	REVENUES TOTAL	1,494,945.24	1984 TAXES COLLECTED	
Civil Defense & Disaster Control	1,050.00	Reserve For Uncollected Taxes	43,186.09	1984 Taxes Cancelled, Abated or Adjusted	
Environmental Inspection & Control	16,600.00			Transfer to Tax Title Liens or Foreclosed	
Other Public Safety		CAPITAL OUTLAY TOTAL	159,380.76	Balance Outstanding Dec. 31, 1984	
PUBLIC WORKS				PRIOR YEARS TAXES OUTSTANDING	
Streets and Drainage	58,000.00	Public Enterprises		Balance January 1, 1984	
Sewers and Sewage Processing	2,400.00	Recreation—Culture	159,380.76	Collected in 1984	
Garbage and Trash Disposal		Public Works		Cancelled, Abated or Adjusted 1984	
Public Buildings and Grounds	45,000.00	Buildings and Grounds		Transfers to Tax Title Liens or Foreclosed	
Other Public Works	15,000.00	Library and Education		Balance December 31, 1984	
HEALTH and WELFARE		Conservation		TAX-TITLE LIENS OUTSTANDING	
Health Services Except Environmental	1,900.00	All Other		Balance January 1, 1984	
Welfare-Public Assistance	6,200.00			Transfer From Taxes	
Hospitals, Clinics, First Aid		CAPITAL DEBT AUTHORIZED, DECEMBER 31, 1984		Redeemed in 1984	
Animal, Insect, & Rodent Control	9,000.00	ISSUED AND UNISSUED		Cancelled, Abated or Adjusted (1984)	
Other Welfare Services		School	329,578	Transfers to Foreclosed Property	
RECREATION and CONSERVATION		Self-liquidating		Balance December 31, 1984	
Beaches and Boardwalks		Other	412,000	PROPERTY ACQUIRED BY DEED OR	
Parks, Playgrounds, Shade Trees	9,200.00	Total	741,578	FORECLOSURE	
Land Reclamation & Conservation				Balance January 1, 1984	
Other Recreational Services	190,600.00	ISSUED AND OUTSTANDING		Transfers From Taxes or Liens	
EDUCATION (excluding schools)		School	329,578.24	Sale for Cash (1984)	
Libraries		Self-liquidating		Cancelled, Abated or Adjusted (1984)	
Other Educational Services		Other		Balance December 31, 1984	
STATUTORY EXPENDITURES		Total	329,578.24	CURRENT FINANCES DECEMBER 31, 1984	
Pensions & F. I. C. A.	44,000.00	EQUALIZED VALUATION BASIS		ASSETS	
Employee Fringe Benefits	11,000.00	FOR NET DEBT COMPUTATION	13,288,017	Cash Dec. 31, 1984	
Other Statutory Expenditures	6,000.00	REAL PROPERTY VALUATIONS		Taxes Receivable	
CETA And Other Public Employment Programs		Code Class # of Parcels % VAL'N		Tax Title Liens	
MUNICIPAL FUNCTIONS		1 Vacant Land 38 3.09	431,500.00	Foreclosed Property	
CAPITAL IMPROVEMENTS		2 Residential 146 56.30	7,849,450.00	Emergencies & Other Deferred Charges	
MEMO		3 Farm 50 7.27	1,013,450.00	State and Federal Aid Receivable	
DEBT SERVICE		4a Commercial 21 33.34	4,648,900.00	Other Receivables	
Principal Payments		4b Industrial		Total	
Interest Payments		4c Apartments		LIABILITIES, RESERVES, AND SURPLUS	
DEFERRED CHARGES		Total 255	13,943,300.00	Cash Liabilities	
SCHOOL, COUNTY, SPECIAL DISTRICT TAXES		Land Area 21.85 Sq. Miles		Reserves for Receivables	
RESERVE FOR UNCOLLECTED TAXES		Net Valuation Taxable-Municipal	18,217,391	Surplus Dec. 31, 1984	
EXPENDITURES		Net Valuation Taxable-County	17,955,481	Total	
TOTAL		State Equalized Valuation	18,072,508		
		State Equalization Ratio	101.05		

0238
 Population 1980 16,876
 Population 1984 16,630
 S & P Rating
 Moody Rating

General Tax Rate Per \$100. 4.01
 State Equalized Tax Rate 2.49

NEW MILFORD BOROUGH – BERGEN CO.
Form of Government:
Borough Council
Number of Members on Governing Body – 6

PER CAPITA:
 Gross Debt 162.30
 Net Debt 89.99
 Debt Service 4.67
 Total Tax Levy 670.86
 Municipal Expenditures 281.93

PER CENT:
 Gross Debt .65
 Net Debt .36
 Tax Levy Collected 98.57
 Tax Levy Cancelled, Abated or Adjusted .05

EXPENDITURES		REVENUES-REALIZED		1984 PROPERTY TAX	
GENERAL GOVERNMENT				STATE EQUALIZED TAX RATE 2.49	
Governing Body & Public Boards	100.00	1984 Property Taxes Collected		Local District School Taxes	1.59
Municipal Clerk		10,993,430.86		Regional & Consolidated School Tax	
Financial Administration	18,800.00	1984 Payments in Lieu of Taxes		School Taxes in Municipal Budget	
Assessment of Taxes	38,282.00	Delinquent Tax & Lien Collections		County Taxes	.35
Collection of Taxes	68,905.00	Business Personalty Replacement Taxes		County Library Taxes	
Planning, Housing & Development	4,600.00	Taxes from Public Utilities		Local Municipal Purpose Taxes	.55
Human Resources		Other Miscellaneous Tax Revenues		Veteran & Senior Citizen Taxes	
Elections		State Aid Revenues		Total Taxes for Rate Computation	2.49
General Administration (other)	343,916.46	Federal Aid Revenues		Special District Taxes	
JUDICIARY		State and Local Fiscal Assistance Act Utilized		Bank Corp. Taxes	
Municipal Courts	46,974.00	Sale of Acquired Property		Added and Omitted Taxes	
PUBLIC SAFETY		Other Miscellaneous Revenues		Total Taxes Levied - ABSTRACT	
Fire Protection	219,180.00	Total		Total Taxes Billed	
Police Protection	1,315,463.00	Prior Years Surplus Appropriated		1984 TAXES COLLECTED	
Civil Defense & Disaster Control	8,250.00	REVENUES TOTAL		1984 Taxes Cancelled, Abated or Adjusted	
Environmental Inspection & Control	35,050.00	Reserve For Uncollected Taxes		Transfer to Tax Title Liens or Foreclosed	
Other Public Safety		CAPITAL OUTLAY TOTAL		Balance Outstanding Dec. 31, 1984	
PUBLIC WORKS				PRIOR YEARS TAXES OUTSTANDING	
Streets and Drainage	436,500.00	Public Enterprises		Balance January 1, 1984	
Sewers and Sewage Processing	426,938.79	Recreation—Culture		Collected in 1984	
Garbage and Trash Disposal	295,411.78	Public Works		Cancelled, Abated or Adjusted 1984	
Public Buildings and Grounds	81,912.11	Buildings and Grounds		Transfers to Tax Title Liens or Foreclosed	
Other Public Works		Library and Education		Balance December 31, 1984	
HEALTH and WELFARE		Conservation		TAX TITLE LIENS OUTSTANDING	
Health Services Except Environmental	47,193.00	All Other		Balance January 1, 1984	
Welfare-Public Assistance	11,100.00	CAPITAL DEBT AUTHORIZED, DECEMBER 31, 1984		Transfer From Taxes	
Hospitals, Clinics, First Aid	100.00	ISSUED AND UNISSUED GROSS DEBT NET DEBT		Redeemed in 1984	
Animal, Insect, & Rodent Control	2,000.00	School 1,200,000		Cancelled, Abated or Adjusted (1984)	
Other Welfare Services		Self-liquidating 1,499,105		Transfers to Foreclosed Property	
RECREATION and CONSERVATION		Other 2,699,105		Balance December 31, 1984	
Beaches and Boardwalks		Total 1,496,558		PROPERTY ACQUIRED BY DEED OR FORECLOSURE	
Parks, Playgrounds, Shade Trees	11,125.00	ISSUED AND OUTSTANDING		Balance January 1, 1984	
Land Reclamation & Conservation		School 1,200,000.00		Transfers From Taxes or Liens	
Other Recreational Services	69,106.00	Self-Liquidating 487,800.00		Sale for Cash (1984)	
EDUCATION (excluding schools)		Other 1,687,800.00		Cancelled, Abated or Adjusted (1984)	
Libraries	165,378.00	Total		Balance December 31, 1984	
Other Educational Services		EQUALIZED VALUATION BASIS		CURRENT FINANCES DECEMBER 31, 1984	
STATUTORY EXPENDITURES		FOR NET DEBT COMPUTATION		ASSETS	
Pensions & F. I. C. A.	290,153.61	REAL PROPERTY VALUATIONS		Cash Dec. 31, 1984	
Employee Fringe Benefits	121,153.00	Code Class # of Parcels % VAL'N		Taxes Receivable	
Other Statutory Expenditures	10,000.00	ASSESSED VALUATION		Tax Title Liens	
CETA And Other Public Employment Programs		1 Vacant Land 127 .50		Foreclosed Property	
MUNICIPAL FUNCTIONS		2 Residential 4003 85.02		Emergencies & Other Deferred Charges	
CAPITAL IMPROVEMENTS		3 Farm 3 .06		State and Federal Aid Receivable	
DEBT SERVICE		4a Commercial 68 5.20		Other Receivables	
Principal Payments	49,000.00	4b Industrial 7 .33		Total	
Interest Payments	28,696.73	4c Apartments 16 8.89		LIABILITIES, RESERVES, AND SURPLUS	
		Total 4224		Cash Liabilities	
DEFERRED CHARGES		Land Area 2.20 Sq. Miles		Reserves for Receivables	
SCHOOL, COUNTY, SPECIAL DISTRICT TAXES	99,157.74	Net Valuation Taxable-Municipal		Surplus Dec. 31, 1984	
RESERVE FOR UNCOLLECTED TAXES	8,662,417.82	Net Valuation Taxable-County		Total	
EXPENDITURES TOTAL	443,966.71	State Equalized Valuation			
	13,350,830.75	State Equalization Ratio			

2011
 Population 1980 **12,426**
 Population 1984 **12,315**
 S & P Rating
 Moody Rating **A1**

General Tax Rate Per \$100. **4.52**
 State Equalized Tax Rate **2.55**

NEW PROVIDENCE BOROUGH – UNION CO.
Form of Government:
Borough Council
Number of Members on Governing Body – 6

PER CAPITA:
 Gross Debt **516.28**
 Net Debt **355.66**
 Debt Service **33.88**
 Total Tax Levy **1,125.46**
 Municipal Expenditures **452.81**

PER CENT:
 Gross Debt **1.27**
 Net Debt **.87**
 Tax Levy Collected **99.35**
 Tax Levy Cancelled, Abated or Adjusted **.05**

EXPENDITURES		REVENUES-REALIZED		1984 PROPERTY TAX	
GENERAL GOVERNMENT				STATE EQUALIZED TAX RATE 1.47	
Governing Body & Public Boards		1984 Property Taxes Collected	13,752,417.18	Local District School Taxes	7,908,404.00
Municipal Clerk		1984 Payments in Lieu of Taxes		Regional & Consolidated School Tax	
Financial Administration	64,390.99	Delinquent Tax & Lien Collections	96,439.22	School Taxes in Municipal Budget	
Assessment of Taxes	54,920.00	Business Personalty Replacement Taxes	215,949.00	County Taxes	.53 2,857,180.67
Collection of Taxes	21,277.77	Taxes from Public Utilities	974,052.00	County Library Taxes	
Planning, Housing & Development	13,600.00	Other Miscellaneous Tax Revenues		Local Municipal Purpose Taxes	.55 2,983,931.78
Human Resources		State Aid Revenues	134,900.61	Veteran & Senior Citizen Taxes	86,400.00
Elections		Federal Aid Revenues		Total Taxes for Rate Computation	2.55 13,835,916.45
General Administration (other)	650,577.11	State and Local Fiscal Assistance Act Utilized	70,707.33	Special District Taxes	
JUDICIARY		Sale of Acquired Property		Bank Corp. Taxes	22,684.76
Municipal Courts	38,525.00	Other Miscellaneous Revenues	426,157.84	Added and Omitted Taxes	87,882.72
PUBLIC SAFETY		Total	15,670,623.18	Total Taxes Levied - ABSTRACT	13,860,083.93
Fire Protection	93,770.80	Prior Years Surplus Appropriated	868,000.00	Total Taxes Billed	13,843,050.90
Police Protection	812,893.96	REVENUES TOTAL	16,538,623.18	1984 TAXES COLLECTED	13,752,417.18
Civil Defense & Disaster Control	463.86	Reserve For Uncollected Taxes	648,550.27	1984 Taxes Cancelled, Abated or Adjusted	7,039.99
Environmental Inspection & Control	32,075.00	CAPITAL OUTLAY TOTAL	281,320.71	Transfer to Tax Title Liens or Foreclosed	2,354.92
Other Public Safety				Balance Outstanding Dec. 31, 1984	81,238.81
PUBLIC WORKS				PRIOR YEARS TAXES OUTSTANDING	
Streets and Drainage	489,190.24	Public Enterprises		Balance January 1, 1984	99,235.11
Sewers and Sewage Processing	556,171.95	Recreation—Culture		Collected in 1984	96,439.22
Garbage and Trash Disposal	422,436.00	Public Works	43,751.63	Cancelled, Abated or Adjusted 1984	
Public Buildings and Grounds	163,873.00	Buildings and Grounds	237,569.08	Transfers to Tax Title Liens or Foreclosed	
Other Public Works	191,664.36	Library and Education		Balance December 31, 1984	2,795.89
HEALTH and WELFARE		Conservation		TAX TITLE LIENS OUTSTANDING	
Health Services Except Environmental	33,043.85	All Other		Balance January 1, 1984	7,088.28
Welfare-Public Assistance	14,670.00	CAPITAL DEBT AUTHORIZED, DECEMBER 31, 1984		Transfer From Taxes	2,354.92
Hospitals, Clinics, First Aid	500.00	ISSUED AND UNISSUED		Redeemed in 1984	
Animal, Insect, & Rodent Control		School	1,978,000	Cancelled, Abated or Adjusted (1984)	
Other Welfare Services		Self-liquidating		Transfers to Foreclosed Property	
RECREATION and CONSERVATION		Other	4,380,000	Balance December 31, 1984	9,443.20
Beaches and Boardwalks		Total	6,358,000	PROPERTY ACQUIRED BY DEED OR	
Parks, Playgrounds, Shade Trees	109,964.98	ISSUED AND OUTSTANDING		FORECLOSURE	
Land Reclamation & Conservation	13,723.82	School	578,000.00	Balance January 1, 1984	10,555.00
Other Recreational Services	29,916.00	Self-Liquidating		Transfers From Taxes or Liens	
EDUCATION (excluding schools)		Other	3,657,000.00	Sale for Cash (1984)	
Libraries	201,500.00	Total	4,235,000.00	Cancelled, Abated or Adjusted (1984)	
Other Educational Services		EQUALIZED VALUATION BASIS		Balance December 31, 1984	10,555.00
STATUTORY EXPENDITURES		FOR NET DEBT COMPUTATION	502,556,905	CURRENT FINANCES DECEMBER 31, 1984	
Pensions & F. I. C. A.	333,237.15	REAL PROPERTY VALUATIONS		ASSETS	
Employee Fringe Benefits	112,713.00	Code Class # of Parcels % VAL'N		Cash Dec. 31, 1984	1,178,340.85
Other Statutory Expenditures		1 Vacant Land 128 2.01	5,939,700.00	Taxes Receivable	84,034.70
CETA And Other Public Employment Programs		2 Residential 3471 69.57	205,211,900.00	Tax Title Liens	9,443.20
MUNICIPAL FUNCTIONS	4,455,098.84	3 Farm 4 .05	163,900.00	Foreclosed Property	10,555.00
CAPITAL IMPROVEMENTS	55,000.00	4a Commercial 90 11.29	33,303,100.00	Emergencies & Other Deferred Charges	112,729.50
DEBT SERVICE		4b Industrial 18 14.03	41,373,100.00	State and Federal Aid Receivable	
Principal Payments	142,697.00	4c Apartments 12 3.05	9,987,900.00	Other Receivables	20,312.05
Interest Payments	274,521.03	Total 3723	294,979,600.00	Total	1,415,415.30
DEFERRED CHARGES	55,458.54	Land Area 3.50 Sq. Miles		LIABILITIES, RESERVES, AND SURPLUS	
SCHOOL, COUNTY, SPECIAL DISTRICT TAXES	10,765,584.67	Net Valuation Taxable-Municipal	304,317,880	Cash Liabilities	424,618.77
RESERVE FOR UNCOLLECTED TAXES	648,550.27	Net Valuation Taxable-County	535,971,803	Reserves for Receivables	124,344.95
EXPENDITURES	16,341,910.35	State Equalized Valuation	531,427,644	Surplus Dec. 31, 1984	866,451.58
TOTAL		State Equalization Ratio	56.50	Total	1,415,415.30

0714

Population 1980 329,248
 Population 1984 318,098
 S & P Rating BBB
 Moody Rating BAA

General Tax Rate Per \$100.

12.58

State Equalized Tax Rate

5.76

NEWARK CITY - ESSEX COUNTY

Form of Government:

Mayor-Council Plan C (OMCL 50)

Number of Members on Governing Body - 9

PER CAPITA:

Gross Debt 699.35
 Net Debt 151.39
 Debt Service 77.56
 Total Tax Levy 417.16
 Municipal Expenditures 783.14

PER CENT:

Gross Debt 11.47
 Net Debt 2.48
 Tax Levy Collected 84.10
 Tax Levy Cancelled, Abated or Adjusted 2.01

EXPENDITURES		REVENUES-REALIZED		1984 PROPERTY TAX	
GENERAL GOVERNMENT				STATE EQUALIZED TAX RATE \rightarrow	
Governing Body & Public Boards	2,907,404.18	1984 Property Taxes Collected		Local District School Taxes	2.06 46,017,400.00
Municipal Clerk	1,108,969.00	1984 Payments in Lieu of Taxes		Regional & Consolidated School Tax	
Financial Administration	4,197,853.00	Delinquent Tax & Lien Collections		School Taxes in Municipal Budget	.16 3,573,982.21
Assessment of Taxes	530,122.00	Business Personalty Replacement Taxes		County Taxes	1.10 24,621,714.80
Collection of Taxes		Taxes from Public Utilities		County Library Taxes	
Planning, Housing & Development	584,240.00	Other Miscellaneous Tax Revenues		Local Municipal Purpose Taxes	2.44 54,497,598.13
Human Resources	6,584,261.42	State Aid Revenues		Veteran & Senior Citizen Taxes	959,700.00
Elections	55,000.00	Federal Aid Revenues		Total Taxes for Rate Computation	5.76 129,670,395.14
General Administration (other)	34,958,959.16	State and Local Fiscal Assistance Act Utilized		Special District Taxes	
JUDICIARY		Sale of Acquired Property		Bank Corp. Taxes	1,097,637.45
Municipal Courts	2,077,818.00	Other Miscellaneous Revenues		Added and Omitted Taxes	2,890,605.30
PUBLIC SAFETY		Total		Total Taxes Levied - ABSTRACT	132,698,937.89
Fire Protection	25,014,717.03	Prior Years Surplus Appropriated		Total Taxes Billed	131,643,886.10
Police Protection	33,160,583.54	REVENUES TOTAL		1984 TAXES COLLECTED	110,717,011.14
Civil Defense & Disaster Control	230,388.00	Reserve For Uncollected Taxes		1984 Taxes Cancelled, Abated or Adjusted	2,651,201.92
Environmental Inspection & Control	1,439,231.00	CAPITAL OUTLAY TOTAL		Transfer to Tax Title Liens or Foreclosed	
Other Public Safety				Balance Outstanding Dec. 31, 1984	18,275,673.04
PUBLIC WORKS				PRIOR YEARS TAXES OUTSTANDING	
Streets and Drainage	969,483.00	Public Enterprises		Balance January 1, 1984	16,992,482.91
Sewers and Sewage Processing	27,581,121.00	Recreation—Culture		Collected in 1984	7,881,900.91
Garbage and Trash Disposal	292,553.81	Public Works		Cancelled, Abated or Adjusted 1984	2,381,024.61
Public Buildings and Grounds	9,476,207.00	Buildings and Grounds		Transfers to Tax Title Liens or Foreclosed	
Other Public Works	5,828,217.00	Library and Education		Balance December 31, 1984	6,729,557.39
HEALTH and WELFARE		Conservation		TAX TITLE LIENS OUTSTANDING	
Health Services Except Environmental	4,602,599.38	All Other		Balance January 1, 1984	8,708,980.51
Welfare-Public Assistance	8,100,000.00	CAPITAL DEBT AUTHORIZED, DECEMBER 31, 1984		Transfer From Taxes	
Hospitals, Clinics, First Aid		ISSUED AND UNISSUED GROSS DEBT NET DEBT		Redeemed in 1984	3,271,175.97
Animal, Insect, & Rodent Control	235,000.00	School 162,553,469		Cancelled, Abated or Adjusted (1984)	108,078.68
Other Welfare Services	3,843,451.00	Self-Liquidating 4,621,000		Transfers to Foreclosed Property	
RECREATION and CONSERVATION		Other 55,288,132		Balance December 31, 1984	5,329,725.86
Beaches and Boardwalks		Total 222,462,601		PROPERTY ACQUIRED BY DEED OR FORECLOSURE	
Parks, Playgrounds, Shade Trees	609,463.00	ISSUED AND OUTSTANDING		Balance January 1, 1984	80,470,548.50
Land Reclamation & Conservation	86,134.00	School 142,553,000.00		Transfers From Taxes or Liens	
Other Recreational Services		Self-Liquidating 4,621,000.00		Sale for Cash (1984)	537,859.77
EDUCATION (excluding schools)		Other 55,288,000.00		Cancelled, Abated or Adjusted (1984)	
Libraries	4,475,833.00	Total 202,462,000.00		Balance December 31, 1984	79,932,688.73
Other Educational Services	3,089,170.13	EQUALIZED VALUATION BASIS FOR NET DEBT COMPUTATION		CURRENT FINANCES DECEMBER 31, 1984	
STATUTORY EXPENDITURES		REAL PROPERTY VALUATIONS		ASSETS	
Pensions & F. I. C. A.	18,425,000.00	Code Class # of Parcels % VAL'N		Cash Dec. 31, 1984	64,958,630.40
Employee Fringe Benefits		1 Vacant Land 3272 2.24		Taxes Receivable	25,005,230.43
Other Statutory Expenditures	700,000.00	2 Residential 26320 32.81		Tax Title Liens	5,329,725.86
CETA And Other Public Employment Programs		3 Farm		Foreclosed Property	79,932,688.73
MUNICIPAL FUNCTIONS TOTAL	201,163,778.65	4a Commercial 4951 34.49		Emergencies & Other Deferred Charges	62,587.56
CAPITAL IMPROVEMENTS *MEMO*		4b Industrial 1222 20.08		State and Federal Aid Receivable	404,402.46
DEBT SERVICE		4c Apartments 1565 10.37		Other Receivables	50,249,812.76
Principal Payments	11,640,000.00	Total 37330		Total	225,943,078.20
Interest Payments	13,030,101.77	Land Area 24.14 Sq. Miles		LIABILITIES, RESERVES, AND SURPLUS	
TYPE I SCHL DEBT *MEMO	16,876,443.89	Net Valuation Taxable-Municipal		Cash Liabilities	33,643,038.67
DEFERRED CHARGES	1,081,382.22	Net Valuation Taxable-County		Reserves for Receivables	151,963,859.69
SCHOOL, COUNTY, SPECIAL DISTRICT TAXES	74,213,097.01	State Equalized Valuation		Surplus Dec. 31, 1984	40,336,179.84
RESERVE FOR UNCOLLECTED TAXES	22,200,000.00	State Equalization Ratio		Total	225,943,078.20
EXPENDITURES TOTAL	323,328,359.65				

0813
Population 1980 1,563
Population 1984 1,585
S & P Rating
Moody Rating

General Tax Rate Per \$100. 2.98
State Equalized Tax Rate 2.46

NEWFIELD BOROUGH - GLOUCESTER CO.
Form of Government:
Borough Council
Number of Members on Governing Body - 6

PER CAPITA:
Gross Debt 119.09
Net Debt 117.82
Debt Service 38.02
Total Tax Levy 520.81
Municipal Expenditures 329.08
PER CENT:
Gross Debt .59
Net Debt .59
Tax Levy Collected 94.06
Tax Levy Cancelled, Abated or Adjusted .24

EXPENDITURES		REVENUES-REALIZED		1984 PROPERTY TAX	
GENERAL GOVERNMENT				STATE EQUALIZED TAX RATE	
Governing Body & Public Boards	6,549.95	1984 Property Taxes Collected	771,830.68	Local District School Taxes 1.22	407,892.00
Municipal Clerk		1984 Payments in Lieu of Taxes		Regional & Consolidated School Tax	
Financial Administration	12,900.00	Delinquent Tax & Lien Collections	36,690.85	School Taxes in Municipal Budget	
Assessment of Taxes	9,689.88	Business Personality Replacement Taxes	20,445.76	County Taxes .65	216,372.33
Collection of Taxes	10,900.00	Taxes from Public Utilities	88,809.00	County Library Taxes .02	5,536.67
Planning, Housing & Development	1,860.00	Other Miscellaneous Tax Revenues		Local Municipal Purpose Taxes .56	186,417.27
Human Resources		State Aid Revenues	16,839.07	Veteran & Senior Citizen Taxes	25,500.00
Elections	955.36	Federal Aid Revenues		Total Taxes for Rate Computation 2.45	841,718.27
General Administration (other)	64,501.65	State and Local Fiscal Assistance Act Utilized	18,748.00	Special District Taxes	
JUDICIARY		Sale of Acquired Property		Bank Corp. Taxes	6,973.36
Municipal Courts	6,250.00	Other Miscellaneous Revenues	65,327.41	Added and Omitted Taxes	2,298.81
PUBLIC SAFETY		Total	1,018,690.77	Total Taxes Levied - ABSTRACT	825,490.44
Fire Protection	7,240.00	Prior Years Surplus Appropriated	193,961.80	Total Taxes Billed	820,561.75
Police Protection	102,220.35	REVENUES TOTAL	1,212,652.57	1984 TAXES COLLECTED	771,830.68
Civil Defense & Disaster Control		Reserve For Uncollected Taxes	83,830.97	1984 Taxes Cancelled, Abated or Adjusted	1,948.92
Environmental Inspection & Control	6,058.46	CAPITAL OUTLAY TOTAL	24,983.77	Transfer to Tax Title Liens or Foreclosed	7,736.08
Other Public Safety		Public Enterprises	23,745.95	Balance Outstanding, Dec. 31, 1984 .	39,046.07
PUBLIC WORKS		Recreation—Culture		PRIOR YEARS TAXES OUTSTANDING	
Streets and Drainage	31,325.40	Public Works	1,237.82	Balance January 1, 1984	34,702.90
Sewers and Sewage Process ng		Buildings and Grounds		Collected in 1984	31,918.07
Garbage and Trash Disposal	27,000.00	Library and Education		Cancelled, Abated or Adjusted 1984	
Public Buildings and Grounds	44,498.42	Conservation		Transfers to Tax Title Liens or Foreclosed	2,624.83
Other Public Works		All Other		Balance December 31, 1984	160.00
HEALTH and WELFARE		CAPITAL DEBT AUTHORIZED, DECEMBER 31, 1984		TAX TITLE LIENS OUTSTANDING	
Health Services Except Environmental	533.63	ISSUED AND UNISSUED		Balance January 1, 1984	8,545.03
Welfare-Public Assistance	1,000.00	School		Transfer From Taxes	10,743.70
Hospitals, Clinics, First Aid		Self-liquidating	23,750	Redeemed in 1984	4,772.78
Animal, Insect, & Rodent Control	2,356.48	Other	165,000	Cancelled, Abated or Adjusted (1984)	2.50
Other Welfare Services		Total	188,750	Transfers to Foreclosed Property	
RECREATION and CONSERVATION		ISSUED AND OUTSTANDING		Balance December 31, 1984	14,513.45
Beaches and Boardwalks		School		PROPERTY ACQUIRED BY DEED OR	
Parks, Playgrounds, Shade Trees	2,000.00	Self-liquidating	23,750.00	FORECLOSURE	
Land Reclamation & Conservation		Other	165,000.00	Balance January 1, 1984	
Other Recreational Services	1,200.00	Total	188,750.00	Transfers From Taxes or Liens	
EDUCATION (excluding schools)		EQUALIZED VALUATION BASIS		Sale for Cash (1984)	
Libraries	8,000.00	FOR NET DEBT COMPUTATION	31,747,135	Cancelled, Abated or Adjusted (1984)	
Other Educational Services		REAL PROPERTY VALUATIONS		Balance December 31, 1984	
STATUTORY EXPENDITURES		Code Class # of Parcels % VAL'N	ASSESSED VALUATION	CURRENT FINANCES DECEMBER 31, 1984	
Pensions & F. I. C. A.	16,116.53	1 Vacant Land 93 2.74	742,700.00	ASSETS	
Employee Fringe Benefits	4,482.69	2 Residential 466 67.50	18,282,100.00	Cash Dec. 31, 1984	405,013.56
Other Statutory Expenditures	1,579.74	3 Farm 34 3.32	900,300.00	Taxes Receivable	39,206.07
CETA And Other Public Employment Programs		4a Commercial 27 6.18	1,674,900.00	Tax Title Liens	14,513.45
MUNICIPAL FUNCTIONS TOTAL	369,218.54	4b Industrial 15 18.89	5,117,300.00	Foreclosed Property	
CAPITAL IMPROVEMENTS *MEMO*		4c Apartments 5 1.35	366,800.00	Emergencies & Other Deferred Charges	
DEBT SERVICE		Total 640	27,084,100.00	State and Federal Aid Receivable	291.61
Principal Payments	46,000.00	Land Area 1.71 Sq. Miles		Other Receivables	21,868.31
Interest Payments	14,269.53	Net Valuation Taxable-Municipal	27,458,488	Total	480,893.00
DEFERRED CHARGES	8,266.80	Net Valuation Taxable-County	32,439,918	LIABILITIES, RESERVES, AND SURPLUS	
SCHOOL, COUNTY, SPECIAL DISTRICT TAXES	629,801.00	State Equalized Valuation	33,227,711	Cash Liabilities	163,436.67
RESERVE FOR UNCOLLECTED TAXES	83,830.97	State Equalization Ratio	82.44	Reserves for Receivables	75,587.83
EXPENDITURES TOTAL	1,151,386.84			Surplus Dec. 31, 1984	236,868.50
				Total	480,893.00

1915
 Population 1980 7,748
 Population 1984 7,564
 S & P Rating
 Moody Rating

General Tax Rate Per \$100. 2.63
 State Equalized Tax Rate 2.53

NEWTON TOWN – SUSSEX COUNTY
Form of Government:
Council-Manager Plan B (OMCL 50)
Number of Members on Governing Body – 5

PER CAPITA:
 Gross Debt 212.82
 Net Debt 98.79
 Debt Service 21.33
 Total Tax Levy 512.03
 Municipal Expenditures 262.11

PER CENT:
 Gross Debt 1.15
 Net Debt .53
 Tax Levy Collected 95.35
 Tax Levy Cancelled, Abated or Adjusted

EXPENDITURES		REVENUES-REALIZED		1984 PROPERTY TAX	
GENERAL GOVERNMENT				STATE EQUALIZED TAX RATE 1.52	
Governing Body & Public Boards		1984 Property Taxes Collected	3,642,151.76	Local District School Taxes	2,284,699.00
Municipal Clerk		1984 Payments in Lieu of Taxes		Regional & Consolidated School Tax	
Financial Administration	31,267.00	Delinquent Tax & Lien Collections	181,058.75	School Taxes in Municipal Budget	
Assessment of Taxes	10,300.00	Business Personalty Replacement Taxes	246,691.04	County Taxes	.57 *
Collection of Taxes	19,385.00	Taxes from Public Utilities	396,151.00	County Library Taxes	.03
Planning, Housing & Development	13,150.00	Other Miscellaneous Tax Revenues		Local Municipal Purpose Taxes	.40
Human Resources	500.00	State Aid Revenues	74,108.62	Veteran & Senior Citizen Taxes	
Elections	5,310.00	Federal Aid Revenues		Total Taxes for Rate Computation	2.52
General Administration (other)	190,922.00	State and Local Fiscal Assistance Act Utilized	41,152.00	Special District Taxes	
JUDICIARY		Sale of Acquired Property		Bank Corp. Taxes	53,097.07
Municipal Courts	34,525.00	Other Miscellaneous Revenues	384,094.94	Added and Omitted Taxes	21,149.47
PUBLIC SAFETY		Total	4,965,408.11	Total Taxes Levied - ABSTRACT	3,873,025.18
Fire Protection	30,343.00	Prior Years Surplus Appropriated	175,000.00	Total Taxes Billed	3,819,928.11
Police Protection	554,686.00	REVENUES TOTAL	5,140,408.11	1984 TAXES COLLECTED	3,642,151.76
Civil Defense & Disaster Control	800.00	Reserve For Uncollected Taxes	224,513.57	1984 Taxes Cancelled, Abated or Adjusted	
Environmental Inspection & Control	27,217.00	CAPITAL OUTLAY TOTAL	48,516.25	Transfer to Tax Title Liens or Foreclosed	
Other Public Safety				Balance Outstanding Dec. 31, 1984	177,776.35
PUBLIC WORKS				PRIOR YEARS TAXES OUTSTANDING	
Streets and Drainage	272,485.00	Public Enterprises	1,782.55	Balance January 1, 1984	169,907.40
Sewers and Sewage Processing	800.00	Recreation—Culture		Collected in 1984	169,907.40
Garbage and Trash Disposal	1,000.00	Public Works	24,932.80	Cancelled, Abated or Adjusted 1984	
Public Buildings and Grounds	81,306.00	Buildings and Grounds	21,800.90	Transfers to Tax Title Liens or Foreclosed	
Other Public Works	3,000.00	Library and Education		Balance December 31, 1984	
HEALTH and WELFARE		Conservation		TAX TITLE LIENS OUTSTANDING	
Health Services Except Environmental	29,409.00	All Other		Balance January 1, 1984	38,383.32
Welfare-Public Assistance	7,722.00	CAPITAL DEBT AUTHORIZED, DECEMBER 31, 1984		Transfer From Taxes	
Hospitals, Clinics, First Aid		ISSUED AND UNISSUED GROSS DEBT NET DEBT		Redeemed in 1984	11,151.35
Animal, Insect, & Rodent Control	2,200.00	School		Cancelled, Abated or Adjusted (1984)	
Other Welfare Services		Self-liquidating	832,000	Transfers to Foreclosed Property	
RECREATION and CONSERVATION		Other	777,737	Balance December 31, 1984	27,231.97
Beaches and Boardwalks		Total	1,609,737	PROPERTY ACQUIRED BY DEED OR FORECLOSURE	
Parks, Playgrounds, Shade Trees	41,434.76			Balance January 1, 1984	50,315.00
Land Reclamation & Conservation				Transfers From Taxes or Liens	
Other Recreational Services	30,295.24	ISSUED AND OUTSTANDING		Sale for Cash (1984)	
EDUCATION (excluding schools)		School		Cancelled, Abated or Adjusted (1984)	
Libraries		Self-Liquidating	832,000.00	Balance December 31, 1984	50,315.00
Other Educational Services		Other	202,680.00	CURRENT FINANCES DECEMBER 31, 1984	
STATUTORY EXPENDITURES		Total	1,034,680.00	ASSETS	
Pensions & F. I. C. A.	125,535.96	EQUALIZED VALUATION BASIS FOR NET DEBT COMPUTATION	140,420,884	Cash Dec. 31, 1984	394,033.85
Employee Fringe Benefits	52,000.00	REAL PROPERTY VALUATIONS		Taxes Receivable	177,776.35
Other Statutory Expenditures		Code Class # of Parcels % VAL'N ASSESSED VALUATION		Tax Title Liens	27,231.97
CETA And Other Public Employment Programs		1 Vacant Land 234 2.43	3,413,960.00	Foreclosed Property	50,315.00
MUNICIPAL FUNCTIONS TOTAL	1,565,592.96	2 Residential 1654 65.64	92,323,780.00	Emergencies & Other Deferred Charges	17,000.00
CAPITAL IMPROVEMENTS *MEMO*	2,000.00	3 Farm 6 .05	81,400.00	State and Federal Aid Receivable	
DEBT SERVICE		4a Commercial 232 22.44	31,567,560.00	Other Receivables	82,016.79
Principal Payments	81,800.00	4b Industrial 11 3.43	4,828,820.00	Total	748,373.96
Interest Payments	79,514.58	4c Apartments 23 6.00	8,440,620.00	LIABILITIES, RESERVES, AND SURPLUS	
		Total 2160	140,656,140.00	Cash Liabilities	110,487.04
DEFERRED CHARGES	31,212.00	Land Area 3.30 Sq. Miles		Reserves for Receivables	337,340.11
SCHOOL, COUNTY, SPECIAL DISTRICT TAXES	3,194,188.30	Net Valuation Taxable-Municipal	144,546,850	Surplus Dec. 31, 1984	300,546.81
RESERVE FOR UNCOLLECTED TAXES	224,513.57	Net Valuation Taxable-County	152,364,418	Total	748,373.96
EXPENDITURES TOTAL	5,176,821.41	State Equalized Valuation	149,966,253		
		State Equalization Ratio	96.29		

0239
Population 1980 16,587
Population 1984 16,384
S & P Rating
Moody Rating AAA

General Tax Rate Per \$100.
3.27
State Equalized Tax Rate
2.19

NORTH ARLINGTON BORO. — BERGEN CO.
Form of Government:
Borough Council
Number of Members on Governing Body — 6

PER CAPITA:
Gross Debt 250.65
Net Debt 245.90
Debt Service 32.26
Total Tax Levy 510.67
Municipal Expenditures 289.45

PER CENT:
Gross Debt 1.16
Net Debt 1.13
Tax Levy Collected 97.69
Tax Levy Cancelled, Abated or Adjusted .55

EXPENDITURES		REVENUES-REALIZED		1984 PROPERTY TAX	
GENERAL GOVERNMENT				STATE EQUALIZED TAX RATE	
Governing Body & Public Boards	15,750.00	1984 Property Taxes Collected	8,145,290.94	Local District School Taxes	1.20 4,565,558.50
Municipal Clerk		1984 Payments in Lieu of Taxes		Regional & Consolidated School Tax	
Financial Administration	12,000.00	Delinquent Tax & Lien Collections	182,545.65	School Taxes in Municipal Budget	
Assessment of Taxes	5,185.00	Business Personality Replacement Taxes	151,182.00	County Taxes	.35 1,348,172.91
Collection of Taxes	55,775.00	Taxes from Public Utilities	705,266.00	County Library Taxes	
Planning, Housing & Development	7,525.00	Other Miscellaneous Tax Revenues	223,712.00	Local Municipal Purpose Taxes	.63 2,415,126.42
Human Resources		State Aid Revenues	311,376.75	Veteran & Senior Citizen Taxes	216,300.00
Elections	3,885.00	Federal Aid Revenues		Total Taxes for Rate Computation	2.18 8,545,157.83
General Administration (other)	392,270.00	State and Local Fiscal Assistance Act Utilized	137,273.00	Special District Taxes	
JUDICIARY		Sale of Acquired Property		Bank Corp. Taxes	28,983.83
Municipal Courts	71,500.00	Other Miscellaneous Revenues	783,121.56	Added and Omitted Taxes	9,008.13
PUBLIC SAFETY		Total	10,639,767.90	Total Taxes Levied - ABSTRACT	8,366,849.79
Fire Protection	53,000.00	Prior Years Surplus Appropriated	79,380.00	Total Taxes Billed	8,337,865.96
Police Protection	1,506,572.93	REVENUES TOTAL	10,719,147.90	1984 TAXES COLLECTED	8,145,290.94
Civil Defense & Disaster Control	3,900.00	Reserve For Uncollected Taxes	247,617.28	1984 Taxes Cancelled, Abated or Adjusted	45,853.40
Environmental Inspection & Control	58,000.00	CAPITAL OUTLAY TOTAL	478,157.70	Transfer to Tax Title Liens or Foreclosed	
Other Public Safety				Balance Outstanding Dec. 31, 1984	146,721.62
PUBLIC WORKS				PRIOR YEARS TAXES OUTSTANDING	
Streets and Drainage	371,700.00	Public Enterprises		Balance January 1, 1984	161,002.68
Sewers and Sewage Processing	187,500.00	Recreation—Culture	38,224.40	Collected in 1984	161,002.68
Garbage and Trash Disposal	257,186.25	Public Works	427,910.25	Cancelled, Abated or Adjusted 1984	
Public Buildings and Grounds	68,210.00	Buildings and Grounds	12,023.05	Transfers to Tax Title Liens or Foreclosed	
Other Public Works	37,000.00	Library and Education		Balance December 31, 1984	
HEALTH and WELFARE		Conservation		TAX TITLE LIENS OUTSTANDING	
Health Services Except Environmental	125,093.00	All Other		Balance January 1, 1984	32,651.75
Welfare-Public Assistance	7,625.00	CAPITAL DEBT AUTHORIZED, DECEMBER 31, 1984		Transfer From Taxes	
Hospitals, Clinics, First Aid	3,000.00	ISSUED AND UNISSUED		Redeemed in 1984	21,542.97
Animal, Insect, & Rodent Control		School		Cancelled, Abated or Adjusted (1984)	
Other Welfare Services		Self-liquidating	77,800	Transfers to Foreclosed Property	
RECREATION and CONSERVATION		Other	4,028,893	Balance December 31, 1984	11,108.78
Beaches and Boardwalks		Total	4,106,693	PROPERTY ACQUIRED BY DEED OR FORECLOSURE	
Parks, Playgrounds, Shade Trees	87,750.00			Balance January 1, 1984	24,065.00
Land Reclamation & Conservation				Transfers From Taxes or Liens	
Other Recreational Services	18,525.00			Sale for Cash (1984)	
EDUCATION (excluding schools)				Cancelled, Abated or Adjusted (1984)	
Libraries	107,000.00	ISSUED AND OUTSTANDING		Balance December 31, 1984	24,065.00
Other Educational Services	600.00	School		CURRENT FINANCES DECEMBER 31, 1984	
STATUTORY EXPENDITURES		Self-Liquidating	47,000.00	ASSETS	
Pensions & F. I. C. A.	325,604.21	Other	3,958,000.00	Cash Dec. 31, 1984	938,545.40
Employee Fringe Benefits	132,010.00	Total	4,005,000.00	Taxes Receivable	146,721.62
Other Statutory Expenditures	5,000.00	EQUALIZED VALUATION BASIS		Tax Title Liens	11,108.78
CETA And Other Public Employment Programs		FOR NET DEBT COMPUTATION	355,539,882	Foreclosed Property	24,065.00
MUNICIPAL FUNCTIONS		REAL PROPERTY VALUATIONS		Emergencies & Other Deferred Charges	20,863.83
CAPITAL IMPROVEMENTS *MEMO*	20,000.00	Code Class # of Parcels % VAL'N	ASSESSED VALUATION	State and Federal Aid Receivable	7,983.96
DEBT SERVICE		1 Vacant Land 91 1.04	2,654,300.00	Other Receivables	198,549.96
Principal Payments	267,000.00	2 Residential 3667 81.65	207,423,412.00	Total	1,347,838.55
Interest Payments	261,478.37	3 Farm		LIABILITIES, RESERVES, AND SURPLUS	
		4a Commercial 185 7.12	18,084,900.00	Cash Liabilities	817,828.13
		4b Industrial 65 4.97	12,634,600.00	Reserves for Receivables	352,094.36
		4c Apartments 38 5.22	13,253,300.00	Surplus Dec. 31, 1984	177,916.06
		Total 4046	254,050,512.00	Total	1,347,838.55
		Land Area 2.50 Sq. Miles			
DEFERRED CHARGES	47,053.25	Net Valuation Taxable-Municipal	255,247,434		
SCHOOL, COUNTY, SPECIAL DISTRICT TAXES	5,913,731.41	Net Valuation Taxable-County	363,732,206		
RESERVE FOR UNCOLLECTED TAXES	247,617.28	State Equalized Valuation	379,869,860		
EXPENDITURES TOTAL	10,656,046.70	State Equalization Ratio	67.09		

0908

Population 1980 47,019
 Population 1984 47,219
 S & P Rating
 Moody Rating

General Tax Rate Per \$100.

5.59

State Equalized Tax Rate

3.90

NORTH BERGEN TOWNSHIP – HUDSON CO.**Form of Government:****Commission (1911)****Number of Members on Governing Body – 5****PER CAPITA:**

Gross Debt 832.14
 Net Debt 628.83
 Debt Service 108.70
 Total Tax Levy 768.64
 Municipal Expenditures 524.69

PER CENT:

Gross Debt 4.58
 Net Debt 3.46
 Tax Levy Collected 95.28
 Tax Levy Cancelled, Abated or Adjusted 1.27

EXPENDITURES		REVENUES-REALIZED		1984 PROPERTY TAX	
GENERAL GOVERNMENT				STATE EQUALIZED TAX RATE	
Governing Body & Public Boards	43,330.00	1984 Property Taxes Collected	34,563,013.36	Local District School Taxes	1.49 13,804,586.00
Municipal Clerk	64,855.00	1984 Payments in Lieu of Taxes	277,245.33	Regional & Consolidated School Tax	
Financial Administration	106,800.00	Delinquent Tax & Lien Collections	1,573,115.43	School Taxes in Municipal Budget	.05 430,930.00
Assessment of Taxes	550,258.00	Business Personalty Replacement Taxes	1,176,440.84	County Taxes	1.01 * 9,382,015.28
Collection of Taxes	44,650.00	Taxes from Public Utilities	2,517,853.00	County Library Taxes	
Planning, Housing & Development	18,190.00	Other Miscellaneous Tax Revenues		Local Municipal Purpose Taxes	1.35 12,515,688.69
Human Resources	133,197.30	State Aid Revenues	1,349,095.12	Veteran & Senior Citizen Taxes	365,200.00
Elections	37,049.80	Federal Aid Revenues		Total Taxes for Rate Computation	3.90 36,498,419.97
General Administration (other)	1,352,144.67	State and Local Fiscal Assistance Act Utilized	1,041,710.00	Special District Taxes	
JUDICIARY		Sale of Acquired Property		Bank Corp. Taxes	19,157.71
Municipal Courts	145,693.12	Other Miscellaneous Revenues	3,802,617.56	Added and Omitted Taxes	141,899.79
PUBLIC SAFETY		Total	46,301,090.64	Total Taxes Levied - ABSTRACT	36,294,277.47
Fire Protection	3,322,690.25	Prior Years Surplus Appropriated		Total Taxes Billed	36,275,559.03
Police Protection	2,579,706.56	REVENUES TOTAL	46,301,090.64	1984 TAXES COLLECTED	34,563,013.36
Civil Defense & Disaster Control		Reserve For Uncollected Taxes	2,362,503.33	1984 Taxes Cancelled, Abated or Adjusted	461,170.66
Environmental Inspection & Control	169,396.00	CAPITAL OUTLAY TOTAL	950,785.35	Transfer to Tax Title Liens or Foreclosed	290,809.80
Other Public Safety	21,600.00			Balance Outstanding Dec. 31, 1984	960,565.21
PUBLIC WORKS				PRIOR YEARS TAXES OUTSTANDING	
Streets and Drainage	691,796.34	Public Enterprises	5,592.40	Balance January 1, 1984	1,543,520.50
Sewers and Sewage Processing	1,163,608.00	Recreation—Culture	7,262.65	Collected in 1984	1,492,754.64
Garbage and Trash Disposal		Public Works	630,225.30	Cancelled, Abated or Adjusted 1984	19,304.13
Public Buildings and Grounds	47,100.00	Buildings and Grounds	307,705.00	Transfers to Tax Title Liens or Foreclosed	28,680.72
Other Public Works	78,946.90	Library and Education		Balance December 31, 1984	2,781.01
HEALTH and WELFARE		Conservation		TAX TITLE LIENS OUTSTANDING	
Health Services Except Environmental	152,874.00	All Other		Balance January 1, 1984	2,017,792.34
Welfare-Public Assistance	68,475.00			Transfer From Taxes	324,373.19
Hospitals, Clinics, First Aid				Redeemed in 1984	80,360.79
Animal, Insect, & Rodent Control				Cancelled, Abated or Adjusted (1984)	74,129.44
Other Welfare Services				Transfers to Foreclosed Property	
RECREATION and CONSERVATION				Balance December 31, 1984	2,187,675.30
Beaches and Boardwalks				PROPERTY ACQUIRED BY DEED OR FORECLOSURE	
Parks, Playgrounds, Shade Trees	238,400.00			Balance January 1, 1984	1,699,879.00
Land Reclamation & Conservation				Transfers From Taxes or Liens	
Other Recreational Services	6,704.49			Sale for Cash (1984)	
EDUCATION (excluding schools)				Cancelled, Abated or Adjusted (1984)	
Libraries	240,000.00			Balance December 31, 1984	1,699,879.00
Other Educational Services				CURRENT FINANCES DECEMBER 31, 1984	
STATUTORY EXPENDITURES				ASSETS	
Pensions & F. I. C. A.	1,446,332.77			Cash Dec. 31, 1984	1,374,953.32
Employee Fringe Benefits	1,111,553.30			Taxes Receivable	963,346.22
Other Statutory Expenditures				Tax Title Liens	2,187,675.30
CETA And Other Public Employment Programs				Foreclosed Property	1,699,879.00
MUNICIPAL FUNCTIONS TOTAL	13,835,351.50			Emergencies & Other Deferred Charges	1,243,453.67
CAPITAL IMPROVEMENTS *MEMO*	40,000.00			State and Federal Aid Receivable	16,980.95
DEBT SERVICE				Other Receivables	762,575.10
Principal Payments	2,170,000.00			Total	8,248,863.56
Interest Payments	2,962,704.09			LIABILITIES, RESERVES, AND SURPLUS	
TYPE I SCHL DEBT *MEMO	596,380.50			Cash Liabilities	1,196,322.88
DEFERRED CHARGES	3,444,664.50			Reserves for Receivables	5,528,553.93
SCHOOL, COUNTY, SPECIAL DISTRICT TAXES	23,617,531.28			Surplus Dec. 31, 1984	1,523,986.75
RESERVE FOR UNCOLLECTED TAXES	2,362,503.33			Total	8,248,863.56
EXPENDITURES TOTAL	48,392,754.70				

1984/3000

* ABOVE DEBT SERVICE INCLUDES TYPE I SCHOOL DEBT

*Includes County Health Service Taxes or County Vocational School Taxes. See Table 13.

1215
 Population 1980 22,220
 Population 1984 24,885
 S & P Rating A+
 Moody Rating AAA
 General Tax Rate Per \$100. 5.01
 State Equalized Tax Rate 2.29

NORTH BRUNSWICK TWP. - MIDDLESEX CO.
Form of Government:
Township Committee
Number of Members on Governing Body - 5

PER CAPITA:
 Gross Debt 889.64
 Net Debt 367.15
 Debt Service 36.79
 Total Tax Levy 802.97
 Municipal Expenditures 325.60
 PER CENT:
 Gross Debt 2.80
 Net Debt 1.16
 Tax Levy Collected 97.68
 Tax Levy Cancelled, Abated or Adjusted .16

EXPENDITURES		REVENUES-REALIZED		1984 PROPERTY TAX	
GENERAL GOVERNMENT				STATE EQUALIZED TAX RATE → 1.34	
Governing Body & Public Boards		1984 Property Taxes Collected	19,502,009.70	Local District School Taxes	11,440,651.00
Municipal Clerk		1984 Payments in Lieu of Taxes	60,000.00	Regional & Consolidated School Tax	
Financial Administration	47,400.00	Delinquent Tax & Lien Collections	385,690.34	School Taxes in Municipal Budget	
Assessment of Taxes	65,400.00	Business Personalty Replacement Taxes	1,104,157.36	County Taxes	.71 6,085,845.55
Collection of Taxes	53,500.00	Taxes from Public Utilities	2,150,507.00	County Library Taxes	
Planning, Housing & Development	130,325.00	Other Miscellaneous Tax Revenues		Local Municipal Purpose Taxes	.23 1,993,427.40
Human Resources	425.00	State Aid Revenues	162,466.92	Veteran & Senior Citizen Taxes	177,150.00
Elections	20,400.00	Federal Aid Revenues		Total Taxes for Rate Computation	2.28 19,697,073.95
General Administration (other)	521,341.00	State and Local Fiscal Assistance Act Utilized	87,192.00	Special District Taxes	
JUDICIARY		Sale of Acquired Property	5,300.00	Bank Corp. Taxes	36,341.58
Municipal Courts	113,000.00	Other Miscellaneous Revenues	1,281,823.19	Added and Omitted Taxes	425,728.99
PUBLIC SAFETY		Total	24,739,146.51	Total Taxes Levied - ABSTRACT	19,981,994.52
Fire Protection	105,000.00	Prior Years Surplus Appropriated	1,000,000.00	Total Taxes Billed	19,965,856.24
Police Protection	2,215,475.08	REVENUES TOTAL	25,739,146.51	1984 TAXES COLLECTED	19,502,009.70
Civil Defense & Disaster Control	9,850.00	Reserve For Uncollected Taxes	675,000.00	1984 Taxes Cancelled, Abated or Adjusted	31,199.59
Environmental Inspection & Control	179,250.00	CAPITAL OUTLAY TOTAL	1,825,815.47	Transfer to Tax Title Liens or Foreclosed	27,985.96
Other Public Safety		Public Enterprises	683,120.99	Balance Outstanding Dec. 31, 1984	404,660.99
PUBLIC WORKS		Recreation—Culture	96,079.40	PRIOR YEARS TAXES OUTSTANDING	
Streets and Drainage	598,322.34	Public Works	405,527.71	Balance January 1, 1984	405,828.14
Sewers and Sewage Processing	379,700.00	Buildings and Grounds	640,712.37	Collected in 1984	381,862.90
Garbage and Trash Disposal	17,000.00	Library and Education	375.00	Cancelled, Abated or Adjusted 1984	2,235.04
Public Buildings and Grounds	226,500.00	Conservation		Transfers to Tax Title Liens or Foreclosed	8,691.46
Other Public Works	142,000.00	All Other		Balance December 31, 1984	13,038.74
HEALTH and WELFARE		CAPITAL DEBT AUTHORIZED, DECEMBER 31, 1984		TAX TITLE LIENS OUTSTANDING	
Health Services Except Environmental	15,125.00	ISSUED AND UNISSUED		Balance January 1, 1984	93,909.19
Welfare-Public Assistance	25,300.00	School	4,859,000	Transfer From Taxes	38,167.03
Hospitals, Clinics, First Aid		Self-liquidating	8,094,504	Redeemed in 1984	3,827.44
Animal, Insect, & Rodent Control	9,000.00	Other	9,185,299	Cancelled, Abated or Adjusted (1984)	
Other Welfare Services		Total	22,138,804	Transfers to Foreclosed Property	
RECREATION and CONSERVATION		ISSUED AND OUTSTANDING		Balance December 31, 1984	128,248.78
Beaches and Boardwalks		School	4,859,000.00	PROPERTY, ACQUIRED BY DEED OR FORECLOSURE	
Parks, Playgrounds, Shade Trees	172,200.00	Self-Liquidating	5,894,232.00	Balance January 1, 1984	154,082.25
Land Reclamation & Conservation	7,271.17	Other	6,723,198.00	Transfers From Taxes or Liens	
Other Recreational Services	217,450.00	Total	17,476,430.00	Sale for Cash (1984)	5,300.00
EDUCATION (excluding schools)		EQUALIZED VALUATION BASIS FOR NET DEBT COMPUTATION	790,339,458	Cancelled, Abated or Adjusted (1984)	1,610.00
Libraries	266,000.00	REAL PROPERTY VALUATIONS		Balance December 31, 1984	147,172.25
Other Educational Services	7,800.00	Code Class # of Parcels % VAL'N		CURRENT FINANCES DECEMBER 31, 1984	
STATUTORY EXPENDITURES		1 Vacant Land 1888 4.88	18,852,400.00	ASSETS	
Pensions & F. I. C. A.	461,850.00	2 Residential 5284 46.96	181,279,800.00	Cash Dec. 31, 1984	2,490,696.34
Employee Fringe Benefits	313,100.00	3 Farm 45 .23	885,700.00	Taxes Receivable	417,699.73
Other Statutory Expenditures	20,000.00	4a Commercial 227 9.56	36,920,700.00	Tax Title Liens	128,248.78
CETA And Other Public Employment Programs		4b Industrial 48 28.25	109,056,700.00	Foreclosed Property	147,172.25
MUNICIPAL FUNCTIONS TOTAL	6,339,984.59	4c Apartments 26 10.11	39,043,800.00	Emergencies & Other Deferred Charges	136,000.00
CAPITAL IMPROVEMENTS *MEMO*	100,000.00	Total 7518	386,039,100.00	State and Federal Aid Receivable	23,546.19
DEBT SERVICE		Land Area 12.00 Sq. Miles		Other Receivables	53,278.67
Principal Payments	477,302.00	Net Valuation Taxable-Municipal	390,022,500	Total	3,396,641.96
Interest Payments	438,190.63	Net Valuation Taxable-County	996,141,521	LIABILITIES, RESERVES, AND SURPLUS	
DEFERRED CHARGES	172,043.83	State Equalized Valuation	849,895,134	Cash Liabilities	892,067.75
SCHOOL, COUNTY, SPECIAL DISTRICT TAXES	17,526,496.55	State Equalization Ratio	45.65	Reserves for Receivables	746,399.43
RESERVE FOR UNCOLLECTED TAXES	675,000.00			Surplus Dec. 31, 1984	1,758,174.78
EXPENDITURES TOTAL	25,629,017.60			Total	3,396,641.96

0715
Population 1980 5,832
Population 1984 6,126
S & P Rating
Moody Rating A1

General Tax Rate Per \$100. 2.89
State Equalized Tax Rate 2.57

NORTH CALDWELL TOWNSHIP – ESSEX CO.
Form of Government:
Borough Council
Number of Members on Governing Body – 6

PER CAPITA:
Gross Debt 529.31
Net Debt 315.02
Debt Service 46.54
Total Tax Levy 1,146.42
Municipal Expenditures 375.11

PER CENT:
Gross Debt 1.32
Net Debt .78
Tax Levy Collected 98.42
Tax Levy Cancelled, Abated or Adjusted

EXPENDITURES		REVENUES-REALIZED		1984 PROPERTY TAX	
GENERAL GOVERNMENT				STATE EQUALIZED TAX RATE	
Governing Body & Public Boards		1984 Property Taxes Collected	6,928,767.83	Local District School Taxes .59	1,580,506.00
Municipal Clerk		1984 Payments in Lieu of Taxes		Regional & Consolidated School Tax .55	1,469,513.86
Financial Administration	17,700.00	Delinquent Tax & Lien Collections	110,673.73	School Taxes in Municipal Budget	
Assessment of Taxes	11,720.00	Business Personalty Replacement Taxes	26,801.92	County Taxes 1.05	2,827,076.57
Collection of Taxes	28,200.00	Taxes from Public Utilities	388,922.00	County Library Taxes	
Planning, Housing & Development	13,450.00	Other Miscellaneous Tax Revenues		Local Municipal Purpose Taxes .38	1,013,198.69
Human Resources		State Aid Revenues	59,149.31	Veteran & Senior Citizen Taxes	29,200.00
Elections	1,200.00	Federal Aid Revenues		Total Taxes for Rate Computation 2.57	6,919,495.12
General Administration (other)	183,540.00	State and Local Fiscal Assistance Act Utilized	44,156.67	Special District Taxes	
JUDICIARY		Sale of Acquired Property		Bank Corp. Taxes	425.00
Municipal Courts	30,610.00	Other Miscellaneous Revenues	381,547.65	Added and Omitted Taxes	132,254.34
PUBLIC SAFETY		Total	7,940,019.11	Total Taxes Levied - ABSTRACT	7,022,974.46
Fire Protection	34,660.00	Prior Years Surplus Appropriated	366,000.00	Total Taxes Billed	7,040,024.82
Police Protection	586,527.41	REVENUES TOTAL	8,306,019.11	1984 TAXES COLLECTED	6,928,767.83
Civil Defense & Disaster Control		Reserve For Uncollected Taxes	203,000.00	1984 Taxes Cancelled, Abated or Adjusted	326.57
Environmental Inspection & Control	38,400.00	CAPITAL OUTLAY TOTAL	39,697.05	Transfer to Tax Title Liens or Foreclosed	
Other Public Safety		Public Enterprises	19,420.09	Balance Outstanding Dec. 31, 1984	110,930.42
PUBLIC WORKS		Recreation—Culture	19,937.90	PRIOR YEARS TAXES OUTSTANDING	
Streets and Drainage	234,300.00	Public Works		Balance January 1, 1984	110,673.73
Sewers and Sewage Processing	121,585.00	Buildings and Grounds	339.06	Collected in 1984	110,673.73
Garbage and Trash Disposal	227,059.69	Library and Education		Cancelled, Abated or Adjusted 1984	
Public Buildings and Grounds	39,460.00	Conservation		Transfers to Tax Title Liens or Foreclosed	
Other Public Works		All Other		Balance December 31, 1984	
HEALTH and WELFARE		CAPITAL DEBT AUTHORIZED, DECEMBER 31, 1984		TAX TITLE LIENS OUTSTANDING	
Health Services Except Environmental	11,900.00	ISSUED AND UNISSUED		Balance January 1, 1984	
Welfare-Public Assistance	1,770.00	School	712,724	Transfer From Taxes	
Hospitals, Clinics, First Aid		Self-liquidating	1,146,300	Redeemed in 1984	
Animal, Insect, & Rodent Control		Other	1,383,550	Cancelled, Abated or Adjusted (1984)	
Other Welfare Services		Total	3,242,574	Transfers to Foreclosed Property	
RECREATION and CONSERVATION		ISSUED AND OUTSTANDING		Balance December 31, 1984	
Beaches and Boardwalks		School	712,724.29	PROPERTY ACQUIRED BY DEED OR	
Parks, Playgrounds, Shade Trees	29,000.00	Self-Liquidating	615,000.00	FORECLOSURE	
Land Reclamation & Conservation		Other	1,360,000.00	Balance January 1, 1984	1,081,000.00
Other Recreational Services	6,450.00	Total	2,687,724.29	Transfers From Taxes or Liens	
EDUCATION (excluding schools)		EQUALIZED VALUATION BASIS		Sale for Cash (1984)	
Libraries		FOR NET DEBT COMPUTATION	246,283,432	Cancelled, Abated or Adjusted (1984)	40,000.00
Other Educational Services		REAL PROPERTY VALUATIONS		Balance December 31, 1984	1,041,000.00
STATUTORY EXPENDITURES		Code Class # of Parcels % VAL'N	ASSESSED VALUATION	CURRENT FINANCES DECEMBER 31, 1984	
Pensions & F. I. C. A.	112,160.00	1 Vacant Land 176 4.07	9,694,100.00	ASSETS	
Employee Fringe Benefits	58,320.00	2 Residential 1630 92.99	221,538,600.00	Cash Dec. 31, 1984	1,942,536.54
Other Statutory Expenditures	2,000.00	3 Farm 4 .07	164,100.00	Taxes Receivable	110,930.42
CETA And Other Public Employment Programs		4a Commercial 16 2.25	5,371,300.00	Tax Title Liens	
MUNICIPAL FUNCTIONS TOTAL	1,790,012.10	4b Industrial 11 .62	1,469,700.00	Foreclosed Property	1,041,000.00
CAPITAL IMPROVEMENTS *MEMO*	47,900.00	4c Apartments		Emergencies & Other Deferred Charges	39,700.00
DEBT SERVICE		Total 1837	238,237,800.00	State and Federal Aid Receivable	
Principal Payments	170,000.00	Land Area 2.90 Sq. Miles		Other Receivables	403,014.68
Interest Payments	115,115.03	Net Valuation Taxable-Municipal	239,023,200	Total	3,537,181.64
DEFERRED CHARGES	19,806.16	Net Valuation Taxable-County	251,586,150	LIABILITIES, RESERVES, AND SURPLUS	
SCHOOL, COUNTY, SPECIAL DISTRICT TAXES	5,877,096.43	State Equalized Valuation	268,528,488	Cash Liabilities	1,697,023.68
RESERVE FOR UNCOLLECTED TAXES	203,000.00	State Equalization Ratio	88.98	Reserves for Receivables	1,554,945.10
EXPENDITURES TOTAL	8,175,029.72			Surplus Dec. 31, 1984	285,212.86
				Total	3,537,181.64

1606
 Population 1980 **8,177**
 Population 1984 **8,374**
 S & P Rating
 Moody Rating

General Tax Rate Per \$100.
7.89
 State Equalized Tax Rate
2.15

NORTH HALEDON BOROUGH - PASSAIC CO.
Form of Government:
Borough Council
Number of Members on Governing Body - 6

PER CAPITA:
 Gross Debt **1,923.13**
 Net Debt **1,781.86**
 Debt Service **27.23**
 Total Tax Levy **642.86**
 Municipal Expenditures **254.66**
 PER CENT:
 Gross Debt **6.95**
 Net Debt **6.44**
 Tax Levy Collected **99.11**
 Tax Levy Cancelled, Abated or Adjusted **.01**

EXPENDITURES		REVENUES-REALIZED		1984 PROPERTY TAX	
GENERAL GOVERNMENT				STATE EQUALIZED TAX RATE →	
Governing Body & Public Boards	7,500.00	1984 Property Taxes Collected	5,336,014.07	Local District School Taxes .59	1,463,090.00
Municipal Clerk	48,189.00	1984 Payments in Lieu of Taxes		Regional & Consolidated School Tax .60	1,490,250.80
Financial Administration	46,225.00	Delinquent Tax & Lien Collections	52,340.91	School Taxes in Municipal Budget	
Assessment of Taxes	13,080.00	Business Personalty Replacement Taxes	40,457.80	County Taxes .59	1,467,832.67
Collection of Taxes	21,062.00	Taxes from Public Utilities	420,922.00	County Library Taxes	
Planning, Housing & Development	23,150.00	Other Miscellaneous Tax Revenues		Local Municipal Purpose Taxes .37	925,370.66
Human Resources		State Aid Revenues	91,557.46	Veteran & Senior Citizen Taxes	110,500.00
Elections	2,930.00	Federal Aid Revenues		Total Taxes for Rate Computation 2.15	5,457,044.13
General Administration (other)	182,745.00	State and Local Fiscal Assistance Act Utilized	45,174.00	Special District Taxes	
JUDICIARY		Sale of Acquired Property		Bank Corp. Taxes	4,012.39
Municipal Courts	23,850.00	Other Miscellaneous Revenues	457,893.38	Added and Omitted Taxes	32,746.76
PUBLIC SAFETY		Total	6,444,359.62	Total Taxes Levied - ABSTRACT	5,383,303.28
Fire Protection	31,895.00	Prior Years Surplus Appropriated	250,000.00	Total Taxes Billed	5,384,108.96
Police Protection	493,378.94	REVENUES TOTAL	6,694,359.62	1984 TAXES COLLECTED	5,336,014.07
Civil Defense & Disaster Control	1,150.00	Reserve For Uncollected Taxes	112,277.83	1984 Taxes Cancelled, Abated or Adjusted	396.50
Environmental Inspection & Control	15,855.00	CAPITAL OUTLAY TOTAL	4,079,934.66	Transfer to Tax Title Liens or Foreclosed	1,562.22
Other Public Safety		Public Enterprises		Balance Outstanding Dec. 31, 1984	46,136.17
PUBLIC WORKS		Recreation—Culture	100.00	PRIOR YEARS TAXES OUTSTANDING	
Streets and Drainage	210,007.00	Public Works	4,068,601.52	Balance January 1, 1984	52,340.91
Sewers and Sewage Processing	47,058.91	Buildings and Grounds	11,183.14	Collected in 1984	52,340.91
Garbage and Trash Disposal	227,640.00	Library and Education	50.00	Cancelled, Abated or Adjusted 1984	
Public Buildings and Grounds	15,950.00	Conservation		Transfers to Tax Title Liens or Foreclosed	
Other Public Works	39,870.00	All Other		Balance December 31, 1984	
HEALTH and WELFARE		CAPITAL DEBT AUTHORIZED, DECEMBER 31, 1984		TAX TITLE LIENS OUTSTANDING	
Health Services Except Environmental	15,138.00	ISSUED AND UNISSUED		Balance January 1, 1984	3,495.24
Welfare-Public Assistance	5,890.00	School	1,181,408	Transfer From Taxes	1,562.22
Hospitals, Clinics, First Aid		Self-liquidating		Redeemed in 1984	
Animal, Insect, & Rodent Control		Other	14,922,919	Cancelled, Abated or Adjusted (1984)	
Other Welfare Services		Total	16,104,328	Transfers to Foreclosed Property	
RECREATION and CONSERVATION		ISSUED AND OUTSTANDING		Balance December 31, 1984	5,057.46
Beaches and Boardwalks		School	1,181,408.54	PROPERTY ACQUIRED BY DEED OR FORECLOSURE	
Parks, Playgrounds, Shade Trees		Self-Liquidating		Balance January 1, 1984	42,400.00
Land Reclamation & Conservation		Other	7,360,589.76	Transfers From Taxes or Liens	
Other Recreational Services	18,300.00	Total	8,541,998.30	Sale for Cash (1984)	
EDUCATION (excluding schools)		EQUALIZED VALUATION BASIS		Cancelled, Abated or Adjusted (1984)	
Libraries	97,750.00	FOR NET DEBT COMPUTATION	231,838,786	Balance December 31, 1984	42,400.00
Other Educational Services		REAL PROPERTY VALUATIONS		CURRENT FINANCES DECEMBER 31, 1984	
STATUTORY EXPENDITURES		Code Class # of Parcels % VAL'N		ASSETS	
Pensions & F. I. C. A.	121,339.17	1 Vacant Land 155 2.39	1,611,400.00	Cash Dec. 31, 1984	550,398.82
Employee Fringe Benefits	41,512.92	2 Residential 2232 90.61	61,190,200.00	Taxes Receivable	46,136.17
Other Statutory Expenditures	100.00	3 Farm 11 .39	261,900.00	Tax Title Liens	5,057.46
CETA And Other Public Employment Programs		4a Commercial 47 5.40	3,649,100.00	Foreclosed Property	42,400.00
MUNICIPAL FUNCTIONS		4b Industrial 3 1.21	818,000.00	Emergencies & Other Deferred Charges	91,139.70
CAPITAL IMPROVEMENTS *MEMO*	14,500.00	4c Apartments		State and Federal Aid Receivable	
DEBT SERVICE		Total 2453	67,530,600.00	Other Receivables	10,278.91
Principal Payments	174,278.86	Land Area 3.50 Sq. Miles		Total	745,411.06
Interest Payments	53,760.91	Net Valuation Taxable-Municipal	67,824,616	LIABILITIES, RESERVES, AND SURPLUS	
DEFERRED CHARGES	40,651.63	Net Valuation Taxable-County	229,675,244	Cash Liabilities	165,799.24
SCHOOL, COUNTY, SPECIAL DISTRICT TAXES	4,421,173.47	State Equalized Valuation	248,568,281	Reserves for Receivables	103,872.54
RESERVE FOR UNCOLLECTED TAXES	112,277.83	State Equalization Ratio	27.20	Surplus Dec. 31, 1984	475,739.28
EXPENDITURES TOTAL	6,553,708.64			Total	745,411.06

0326

Population 1980 9,050
 Population 1984 9,212
 S & P Rating
 Moody Rating

General Tax Rate Per \$100.

State Equalized Tax Rate

1.92

1.52

NORTH HANOVER TWP. – BURLINGTON CO.**Form of Government:****Township Committee****Number of Members on Governing Body – 5****PER CAPITA:**

Gross Debt 26.82
 Net Debt 21.17
 Debt Service 5.43
 Total Tax Levy 104.05
 Municipal Expenditures 124.04

PER CENT:

Gross Debt .42
 Net Debt .33
 Tax Levy Collected 96.78
 Tax Levy Cancelled, Abated or Adjusted .27

EXPENDITURES		REVENUES-REALIZED		1984 PROPERTY TAX	
GENERAL GOVERNMENT				STATE EQUALIZED TAX RATE	
Governing Body & Public Boards		1984 Property Taxes Collected	926,342.09	Local District School Taxes .43	270,918.00
Municipal Clerk		1984 Payments in Lieu of Taxes		Regional & Consolidated School Tax .48	296,633.99
Financial Administration	25,140.00	Delinquent Tax & Lien Collections	30,215.63	School Taxes in Municipal Budget	
Assessment of Taxes	11,225.00	Business Personalty Replacement Taxes	21,775.72	County Taxes .57	358,122.13
Collection of Taxes	12,800.00	Taxes from Public Utilities	510,841.00	County Library Taxes .03	20,012.10
Planning, Housing & Development	9,560.00	Other Miscellaneous Tax Revenues		Local Municipal Purpose Taxes	
Human Resources		State Aid Revenues	59,021.10	Veteran & Senior Citizen Taxes	17,300.00
Elections		Federal Aid Revenues		Total Taxes for Rate Computation 1.51	962,986.22
General Administration (other)	170,500.00	State and Local Fiscal Assistance Act Utilized	36,328.10	Special District Taxes	
JUDICIARY		Sale of Acquired Property		Bank Corp. Taxes	1,611.85
Municipal Courts	36,328.10	Other Miscellaneous Revenues		Added and Omitted Taxes	11,233.74
PUBLIC SAFETY		Total	1,900,044.06	Total Taxes Levied - ABSTRACT	958,531.81
Fire Protection	35,000.00	Prior Years Surplus Appropriated	308,000.00	Total Taxes Billed	957,207.08
Police Protection	135,500.00	REVENUES TOTAL	2,208,044.06	1984 TAXES COLLECTED	926,342.09
Civil Defense & Disaster Control	2,350.00	Reserve For Uncollected Taxes	66,920.00	1984 Taxes Cancelled, Abated or Adjusted	2,598.68
Environmental Inspection & Control	16,000.00	CAPITAL OUTLAY TOTAL	106,692.62	Transfer to Tax Title Liens or Foreclosed	
Other Public Safety				Balance Outstanding Dec. 31, 1984	28,266.31
PUBLIC WORKS				PRIOR YEARS TAXES OUTSTANDING	
Streets and Drainage	255,000.00	Public Enterprises		Balance January 1, 1984	30,262.31
Sewers and Sewage Processing	5,200.00	Recreation—Culture		Collected in 1984	30,262.31
Garbage and Trash Disposal	77,100.00	Public Works		Cancelled, Abated or Adjusted 1984	
Public Buildings and Grounds	63,000.00	Buildings and Grounds	106,692.62	Transfers to Tax Title Liens or Foreclosed	
Other Public Works		Library and Education		Balance December 31, 1984	
HEALTH and WELFARE		Conservation		TAX TITLE LIENS OUTSTANDING	
Health Services Except Environmental	2,700.00	All Other		Balance January 1, 1984	1,209.20
Welfare-Public Assistance	9,000.00	CAPITAL DEBT AUTHORIZED, DECEMBER 31, 1984		Transfer From Taxes	
Hospitals, Clinics, First Aid		ISSUED AND UNISSUED		Redeemed in 1984	
Animal, Insect, & Rodent Control	500.00	School	52,098	Cancelled, Abated or Adjusted (1984)	
Other Welfare Services		Self-liquidating		Transfers to Foreclosed Property	1,209.20
RECREATION and CONSERVATION		Other	195,000	Balance December 31, 1984	
Beaches and Boardwalks		Total	247,098	PROPERTY ACQUIRED BY DEED OR	
Parks, Playgrounds, Shade Trees	32,000.00			FORECLOSURE	
Land Reclamation & Conservation		ISSUED AND OUTSTANDING		Balance January 1, 1984	850.00
Other Recreational Services	4,500.00	School	52,098.86	Transfers From Taxes or Liens	1,209.20
EDUCATION (excluding schools)		Self-Liquidating		Sale for Cash (1984)	
Libraries	100.00	Other	195,000.00	Cancelled, Abated or Adjusted (1984)	
Other Educational Services	40,000.00	Total	247,098.86	Balance December 31, 1984	2,059.20
STATUTORY EXPENDITURES		EQUALIZED VALUATION BASIS		CURRENT FINANCES DECEMBER 31, 1984	
Pensions & F. I. C. A.	36,000.00	FOR NET DEBT COMPUTATION	58,263,606	ASSETS	
Employee Fringe Benefits	25,000.00	REAL PROPERTY VALUATIONS		Cash Dec. 31, 1984	1,335,573.62
Other Statutory Expenditures	5,000.00	Code Class # of Parcels % VAL'N		Taxes Receivable	28,266.31
CETA And Other Public Employment Programs		1 Vacant Land 170 4.78	2,313,140.00	Tax Title Liens	
MUNICIPAL FUNCTIONS TOTAL	1,008,503.10	2 Residential 545 56.30	27,263,100.00	Foreclosed Property	2,059.20
CAPITAL IMPROVEMENTS *MEMO*	40,000.00	3 Farm 236 12.21	5,913,980.00	Emergencies & Other Deferred Charges	646.50
DEBT SERVICE		4a Commercial 57 19.17	9,285,170.00	State and Federal Aid Receivable	393.71
Principal Payments	45,000.00	4b Industrial		Other Receivables	39,986.18
Interest Payments	4,992.59	4c Apartments 10 7.54	3,649,340.00	Total	1,406,925.52
DEFERRED CHARGES	17,285.00	Total 1018	48,424,730.00	LIABILITIES, RESERVES, AND SURPLUS	
SCHOOL, COUNTY, SPECIAL DISTRICT TAXES	945,686.22	Land Area 17.38 Sq. Miles		Cash Liabilities	253,994.21
RESERVE FOR UNCOLLECTED TAXES	66,920.00	Net Valuation Taxable-Municipal	49,264,809	Reserves for Receivables	70,311.69
EXPENDITURES TOTAL	2,088,386.91	Net Valuation Taxable-County	59,878,768	Surplus Dec. 31, 1984	1,082,619.62
		State Equalized Valuation	62,152,728	Total	1,406,925.52
		State Equalization Ratio	78.98		

1814
 Population 1980 **19,108**
 Population 1984 **18,704**
 S & P Rating
 Moody Rating **A**

General Tax Rate Per \$100.
4.10
 State Equalized Tax Rate
2.72

NORTH PLAINFIELD BORO. – SOMERSET CO.
Form of Government:
Mayor-Council Plan E (OMCL 50)
Number of Members on Governing Body – 7

PER CAPITA:
 Gross Debt **335.83**
 Net Debt **259.33**
 Debt Service **30.00**
 Total Tax Levy **598.75**
 Municipal Expenditures **326.50**
 PER CENT:
 Gross Debt **1.65**
 Net Debt **1.27**
 Tax Levy Collected **97.46**
 Tax Levy Cancelled, Abated or Adjusted

EXPENDITURES		REVENUES-REALIZED		1984 PROPERTY TAX	
GENERAL GOVERNMENT				STATE EQUALIZED TAX RATE \rightarrow	
Governing Body & Public Boards		1984 Property Taxes Collected		Local District School Taxes 1.56	6,424,681.00
Municipal Clerk		1984 Payments in Lieu of Taxes		Regional & Consolidated School Tax	
Financial Administration	59,025.00	Delinquent Tax & Lien Collections		School Taxes in Municipal Budget	
Assessment of Taxes	17,125.00	Business Personalty Replacement Taxes		County Taxes .48	1,969,511.63
Collection of Taxes		Taxes from Public Utilities		County Library Taxes .04	152,859.88
Planning, Housing & Development	522,675.00	Other Miscellaneous Tax Revenues		Local Municipal Purpose Taxes .63	2,603,798.26
Human Resources	3,000.00	State Aid Revenues		Veteran & Senior Citizen Taxes	173,400.00
Elections		Federal Aid Revenues		Total Taxes for Rate Computation 2.71	11,324,250.77
General Administration (other)	589,300.00	State and Local Fiscal Assistance Act Utilized		Special District Taxes	
JUDICIARY		Sale of Acquired Property		Bank Corp. Taxes	35,122.50
Municipal Courts	90,225.00	Other Miscellaneous Revenues		Added and Omitted Taxes	13,010.72
PUBLIC SAFETY		Total		Total Taxes Levied - ABSTRACT	11,198,983.99
Fire Protection	869,950.00	Prior Years Surplus Appropriated		Total Taxes Billed	11,171,846.61
Police Protection	1,428,005.31	REVENUES TOTAL		1984 TAXES COLLECTED	10,888,099.78
Civil Defense & Disaster Control	3,500.00	Reserve For Uncollected Taxes		1984 Taxes Cancelled, Abated or Adjusted	
Environmental Inspection & Control	49,800.00	CAPITAL OUTLAY TOTAL		Transfer to Tax Title Liens or Foreclosed	21,391.41
Other Public Safety				Balance Outstanding 'Dec. 31, 1984'	262,355.42
PUBLIC WORKS				PRIOR YEARS TAXES OUTSTANDING	
Streets and Drainage	755,400.00	Public Enterprises		Balance January 1, 1984	270,243.88
Sewers and Sewage Processing		Recreation—Culture		Collected in 1984	268,986.30
Garbage and Trash Disposal		Public Works		Cancelled, Abated or Adjusted 1984	
Public Buildings and Grounds	53,500.00	Buildings and Grounds		Transfers to Tax Title Liens or Foreclosed	1,257.58
Other Public Works	10,562.52	Library and Education		Balance December 31, 1984	
HEALTH and WELFARE		Conservation		TAX TITLE LIENS OUTSTANDING	
Health Services Except Environmental	53,100.00	All Other		Balance January 1, 1984	115,787.75
Welfare-Public Assistance	14,825.00	CAPITAL DEBT AUTHORIZED, DECEMBER 31, 1984		Transfer From Taxes	22,824.84
Hospitals, Clinics, First Aid	8,000.00	ISSUED AND UNISSUED GROSS DEBT		Redeemed in 1984	39,343.74
Animal, Insect, & Rodent Control		School 1,401,000		Cancelled, Abated or Adjusted (1984)	
Other Welfare Services	100.00	Self-liquidating 4,880,316		Transfers to Foreclosed Property	
RECREATION and CONSERVATION		Other 6,281,316		Balance December 31, 1984	99,268.85
Beaches and Boardwalks		Total 4,850,585		PROPERTY ACQUIRED BY DEED OR FORECLOSURE	
Parks, Playgrounds, Shade Trees	5,000.00	ISSUED AND OUTSTANDING		Balance January 1, 1984	337,366.66
Land Reclamation & Conservation		School 1,401,000.00		Transfers From Taxes or Liens	
Other Recreational Services	49,500.00	Self-Liquidating 4,261,100.00		Sale for Cash (1984)	
EDUCATION (excluding schools)		Other 5,662,100.00		Cancelled, Abated or Adjusted (1984)	
Libraries	39,575.00	Total 5,662,100.00		Balance December 31, 1984	337,366.66
Other Educational Services		EQUALIZED VALUATION BASIS		CURRENT FINANCES DECEMBER 31, 1984	
STATUTORY EXPENDITURES		FOR NET DEBT COMPUTATION		ASSETS	
Pensions & F. I. C. A.	461,319.00	REAL PROPERTY VALUATIONS		Cash Dec. 31, 1984	953,892.84
Employee Fringe Benefits	6,500.00	Code Class # of Parcels % VAL'N		Taxes Receivable	262,355.42
Other Statutory Expenditures	100.00	1 Vacant Land 124 .47		Tax Title Liens	99,268.85
CETA And Other Public Employment Programs		2 Residential 4463 75.93		Foreclosed Property	337,366.66
MUNICIPAL FUNCTIONS TOTAL	5,090,086.83	3 Farm		Emergencies & Other Deferred Charges	
CAPITAL IMPROVEMENTS *MEMO*	58,000.00	4a Commercial 219 12.62		State and Federal Aid Receivable	
DEBT SERVICE		4b Industrial 4 .22		Other Receivables	48,140.31
Principal Payments	260,650.00	4c Apartments 25 10.76		Total	1,701,024.08
Interest Payments	300,532.20	Total 4835		LIABILITIES, RESERVES, AND SURPLUS	
DEFERRED CHARGES	10,000.00	Land Area 2.70 Sq. Miles		Cash Liabilities	417,021.77
SCHOOL, COUNTY, SPECIAL DISTRICT TAXES	8,547,052.51	Net Valuation Taxable-Municipal		Reserves for Receivables	747,131.24
RESERVE FOR UNCOLLECTED TAXES	445,659.84	Net Valuation Taxable-County		Surplus Dec. 31, 1984	536,871.07
EXPENDITURES TOTAL	14,653,981.38	State Equalized Valuation		Total	1,701,024.08
		State Equalization Ratio			

05 07
 Population 1980 4,714
 Population 1984 4,863
 S & P Rating AAA
 Moody Rating AAA

General Tax Rate Per \$100.

State Equalized Tax Rate 1.93
 1.78

NORTH WILDWOOD CITY – CAPE MAY CO.
Form of Government:
City Charter Act (P.L. 1899 c. 52)
Number of Members on Governing Body – 7

PER CAPITA:

Gross Debt 997.03
 Net Debt 985.32
 Debt Service 134.36
 Total Tax Levy 1,512.30
 Municipal Expenditures 1,305.99

PER CENT:

Gross Debt 1.24
 Net Debt 1.23
 Tax Levy Collected 87.84
 Tax Levy Cancelled, Abated or Adjusted .08

EXPENDITURES		REVENUES-REALIZED		1984 PROPERTY TAX	
GENERAL GOVERNMENT				STATE EQUALIZED TAX RATE → .40	
Governing Body & Public Boards		1984 Property Taxes Collected 6,444,678.62		Local District School Taxes	1,628,257.00
Municipal Clerk		1984 Payments in Lieu of Taxes		Regional & Consolidated School Tax	
Financial Administration	85,035.49	Delinquent Tax & Lien Collections 559,787.97		School Taxes in Municipal Budget	
Assessment of Taxes	35,339.94	Business Personalty Replacement Taxes 98,178.96		County Taxes	1,620,625.35
Collection of Taxes	66,745.91	Taxes from Public Utilities 389,788.00		County Library Taxes	99,588.04
Planning, Housing & Development	7,980.00	Other Miscellaneous Tax Revenues		Local Municipal Purpose Taxes	3,919,581.81
Human Resources		State Aid Revenues 29,456.23		Veteran & Senior Citizen Taxes	107,900.00
Elections	1,000.00	Federal Aid Revenues		Total Taxes for Rate Computation	7,375,952.20
General Administration (other)	923,562.96	State and Local Fiscal Assistance Act Utilized 134,112.00		Special District Taxes	
JUDICIARY		State and Local Fiscal Assistance Act Utilized 134,112.00		Bank Corp. Taxes	17,252.92
Municipal Courts	83,752.00	Sale of Acquired Property		Added and Omitted Taxes	68,992.94
PUBLIC SAFETY		Other Miscellaneous Revenues 1,092,482.27		Total Taxes Levied - ABSTRACT	7,354,298.06
Fire Protection	265,800.00	Prior Years Surplus Appropriated 350,000.00		Total Taxes Billed	7,337,045.14
Police Protection	1,014,859.89	REVENUES TOTAL 9,098,484.05		1984 TAXES COLLECTED	6,444,678.62
Civil Defense & Disaster Control	5,475.00	Reserve For Uncollected Taxes 800,446.01		1984 Taxes Cancelled, Abated or Adjusted	5,557.46
Environmental Inspection & Control	72,411.00	CAPITAL OUTLAY TOTAL 902,653.78		Transfer to Tax Title Liens or Foreclosed	25,583.38
Other Public Safety				Balance Outstanding Dec. 31, 1984	861,225.68
PUBLIC WORKS				PRIOR YEARS TAXES OUTSTANDING	
Streets and Drainage	658,611.07	Public Enterprises		Balance January 1, 1984	744,198.22
Sewers and Sewage Processing	156,860.00	Recreation—Culture 520,375.37		Collected in 1984	529,547.62
Garbage and Trash Disposal	284,836.30	Public Works 263,539.27		Cancelled, Abated or Adjusted 1984	4,224.05
Public Buildings and Grounds	81,858.31	Buildings and Grounds 118,739.14		Transfers to Tax Title Liens or Foreclosed	1,539.64
Other Public Works	50,000.00	Library and Education		Balance December 31, 1984	208,886.91
HEALTH and WELFARE		Conservation		TAX TITLE LIENS OUTSTANDING	
Health Services Except Environmental	13,250.00	All Other		Balance January 1, 1984	67,141.35
Welfare-Public Assistance	2,000.00	CAPITAL DEBT AUTHORIZED, DECEMBER 31, 1984		Transfer From Taxes	24,124.51
Hospitals, Clinics, First Aid		ISSUED AND UNISSUED GROSS DEBT NET DEBT		Redeemed in 1984	30,240.35
Animal, Insect, & Rodent Control	4,702.00	School Self-liquidating 4,848,546 4,791,596		Cancelled, Abated or Adjusted (1984)	
Other Welfare Services		Other 4,848,546 4,791,596		Transfers to Foreclosed Property	11,318.10
RECREATION and CONSERVATION		ISSUED AND OUTSTANDING		Balance December 31, 1984	49,707.41
Beaches and Boardwalks	187,834.50	School Self-Liquidating		PROPERTY ACQUIRED BY DEED OR FORECLOSURE	
Parks, Playgrounds, Shade Trees		Other 4,715,000.00 4,715,000.00		Balance January 1, 1984	186,322.45
Land Reclamation & Conservation		EQUALIZED VALUATION BASIS FOR NET DEBT COMPUTATION 391,044,428		Transfers From Taxes or Liens	14,573.05
Other Recreational Services	97,600.00	REAL PROPERTY VALUATIONS		Sale for Cash (1984)	
EDUCATION (excluding schools)		Code Class # of Parcels % VAL'N ASSESSED VALUATION		Cancelled, Abated or Adjusted (1984)	
Libraries		1 Vacant Land 335 2.80 10,529,886.00		Balance December 31, 1984	200,895.50
Other Educational Services		2 Residential 3867 59.34 223,266,459.00		CURRENT FINANCES DECEMBER 31, 1984	
STATUTORY EXPENDITURES		3 Farm 116,431,150.00		ASSETS	
Pensions & F. I. C. A.	373,500.00	4a Commercial 383 30.94 284,500.00		Cash Dec. 31, 1984	970,512.20
Employee Fringe Benefits	201,000.00	4b Industrial 1 .08 25,761,200.00		Taxes Receivable	1,070,112.59
Other Statutory Expenditures	25,000.00	4c Apartments 149 6.85 376,273,195.00		Tax Title Liens	49,707.41
CETA And Other Public Employment Programs		Total 4735 92.36		Foreclosed Property	200,895.50
MUNICIPAL FUNCTIONS TOTAL	4,699,014.37	Land Area 1.70 Sq. Miles		Emergencies & Other Deferred Charges	116,364.89
CAPITAL IMPROVEMENTS *MEMO*	50,000.00	Net Valuation Taxable-Municipal 377,409,641		State and Federal Aid Receivable	
DEBT SERVICE		Net Valuation Taxable-County 400,058,242		Other Receivables	
Principal Payments	315,000.00	State Equalized Valuation 408,534,881		Total	2,407,592.59
Interest Payments	338,390.00	State Equalization Ratio 92.36		LIABILITIES, RESERVES, AND SURPLUS	
DEFERRED CHARGES	198,166.34			Cash Liabilities	452,887.92
SCHOOL, COUNTY, SPECIAL DISTRICT TAXES	3,348,470.39			Reserves for Receivables	1,320,715.50
RESERVE FOR UNCOLLECTED TAXES	800,446.01			Surplus Dec. 31, 1984	633,989.17
EXPENDITURES TOTAL	9,699,487.11			Total	2,407,592.59

0118
 Population 1980 **7,795**
 Population 1984 **7,672**
 S & P Rating **AAA**
 Moody Rating **AAA**

General Tax Rate Per \$100. **4.43**
 State Equalized Tax Rate **2.67**

NORTHFIELD CITY - ATLANTIC COUNTY
Form of Government:
City Charter Act (P.L. 1897 c. 30)
Number of Members on Governing Body - 7

PER CAPITA:
 Gross Debt **646.53**
 Net Debt **623.18**
 Debt Service **95.87**
 Total Tax Levy **885.88**
 Municipal Expenditures **486.98**
 PER CENT:
 Gross Debt **2.01**
 Net Debt **1.94**
 Tax Levy Collected **96.44**
 Tax Levy Cancelled, Abated or Adjusted

EXPENDITURES		REVENUES-REALIZED		1984 PROPERTY TAX	
GENERAL GOVERNMENT				STATE EQUALIZED TAX RATE	
Governing Body & Public Boards		1984 Property Taxes Collected	6,532,380.75	Local District School Taxes	.90 2,264,372.00
Municipal Clerk		1984 Payments in Lieu of Taxes		Regional & Consolidated School Tax	.58 1,468,172.57
Financial Administration	31,744.00	Delinquent Tax & Lien Collections	206,467.13	School Taxes in Municipal Budget	.02 42,835.00
Assessment of Taxes	8,385.00	Business Personalty Replacement Taxes	93,912.60	County Taxes	.46 * 1,156,951.60
Collection of Taxes	34,810.00	Taxes from Public Utilities	463,680.00	County Library Taxes	.03 74,672.94
Planning, Housing & Development	9,018.00	Other Miscellaneous Tax Revenues		Local Municipal Purpose Taxes	.69 1,729,056.63
Human Resources	1,500.00	State Aid Revenues	81,521.08	Veteran & Senior Citizen Taxes	
Elections	3,974.14	Federal Aid Revenues		Total Taxes for Rate Computation	2.68 6,841,210.74
General Administration (other)	233,928.99	State and Local Fiscal Assistance Act Utilized	32,056.00	Special District Taxes	
JUDICIARY		Sale of Acquired Property		Bank Corp. Taxes	22,877.37
Municipal Courts	37,118.00	Other Miscellaneous Revenues	894,884.46	Added and Omitted Taxes	37,566.50
PUBLIC SAFETY		Total	8,304,902.02	Total Taxes Levied - ABSTRACT	6,796,504.61
Fire Protection	215,116.00	Prior Years Surplus Appropriated	255,000.00	Total Taxes Billed	6,773,803.54
Police Protection	689,222.79	REVENUES TOTAL	8,559,902.02	1984 TAXES COLLECTED	6,532,380.75
Civil Defense & Disaster Control	3,500.00	Reserve For Uncollected Taxes	376,706.82	1984 Taxes Cancelled, Abated or Adjusted	
Environmental Inspection & Control	33,286.00			Transfer to Tax Title Liens or Foreclosed	
Other Public Safety		CAPITAL OUTLAY TOTAL	419,615.92	Balance Outstanding Dec. 31, 1984	241,422.79
PUBLIC WORKS				PRIOR YEARS TAXES OUTSTANDING	
Streets and Drainage	346,845.88	Public Enterprises		Balance January 1, 1984	187,268.54
Sewers and Sewage Processing	402,338.00	Recreation—Culture		Collected in 1984	181,836.53
Garbage and Trash Disposal	85,966.00	Public Works	406,435.82	Cancelled, Abated or Adjusted 1984	
Public Buildings and Grounds	102,867.00	Buildings and Grounds	13,180.00	Transfers to Tax Title Liens or Foreclosed	
Other Public Works	41,296.11	Library and Education		Balance December 31, 1984	5,432.01
HEALTH and WELFARE		Conservation		TAX TITLE LIENS OUTSTANDING	
Health Services Except Environmental		All Other		Balance January 1, 1984	28,176.41
Welfare-Public Assistance	1,430.00	CAPITAL DEBT AUTHORIZED, DECEMBER 31, 1984		Transfer From Taxes	
Hospitals, Clinics, First Aid		ISSUED AND UNISSUED		Redeemed in 1984	
Animal, Insect, & Rodent Control	5,995.00	School	179,207	Cancelled, Abated or Adjusted (1984)	24,630.60
Other Welfare Services		Self-liquidating		Transfers to Foreclosed Property	
RECREATION and CONSERVATION		Other	4,781,000	Balance December 31, 1984	3,545.81
Beaches and Boardwalks		Total	4,960,207	PROPERTY ACQUIRED BY DEED OR FORECLOSURE	
Parks, Playgrounds, Shade Trees	34,702.00			Balance January 1, 1984	19,233.50
Land Reclamation & Conservation		ISSUED AND OUTSTANDING		Transfers From Taxes or Liens	
Other Recreational Services	500.00	School	179,207.67	Sale for Cash (1984)	
EDUCATION (excluding schools)		Self-liquidating		Cancelled, Abated or Adjusted (1984)	
Libraries	24,426.00	Other	4,777,000.00	Balance December 31, 1984	19,233.50
Other Educational Services		Total	4,956,207.67	CURRENT FINANCES DECEMBER 31, 1984	
STATUTORY EXPENDITURES		EQUALIZED VALUATION BASIS		ASSETS	
Pensions & F. I. C. A.	169,882.00	FOR NET DEBT COMPUTATION	246,218,606	Cash Dec. 31, 1984	498,235.94
Employee Fringe Benefits	91,512.00	REAL PROPERTY VALUATIONS		Taxes Receivable	246,854.80
Other Statutory Expenditures	14,500.00	Code Class # of Parcels % VAL'N	ASSESSED VALUATION	Tax Title Liens	3,545.81
CETA And Other Public Employment Programs		1 Vacant Land 345 4.91	7,411,000.00	Foreclosed Property	19,233.50
MUNICIPAL FUNCTIONS TOTAL	2,623,862.91	2 Residential 2526 71.68	108,160,400.00	Emergencies & Other Deferred Charges	26,000.00
CAPITAL IMPROVEMENTS *MEMO*		3 Farm 9 .35	531,600.00	State and Federal Aid Receivable	1,009.82
DEBT SERVICE		4a Commercial 159 22.91	34,574,300.00	Other Receivables	43,745.58
Principal Payments	360,000.00	4b Industrial 1 .07	103,600.00	Total	838,625.45
Interest Payments	375,548.24	4c Apartments 2 .07	107,900.00	LIABILITIES, RESERVES, AND SURPLUS	
TYPE I SCHL DEBT *MEMO*	42,850.00	Total 3042	150,888,800.00	Cash Liabilities	192,309.37
DEFERRED CHARGES		Land Area 3.50 Sq. Miles		Reserves for Receivables	313,379.69
SCHOOL, COUNTY, SPECIAL DISTRICT TAXES	5,007,004.11	Net Valuation Taxable-Municipal	151,956,587	Surplus Dec. 31, 1984	332,936.39
RESERVE FOR UNCOLLECTED TAXES	376,706.82	Net Valuation Taxable-County	248,520,480	Total	838,625.45
EXPENDITURES TOTAL	8,743,122.08	State Equalized Valuation	251,049,232		
		State Equalization Ratio	60.36		

1984/3000

* ABOVE DEBT SERVICE INCLUDES TYPE I SCHOOL DEBT

*Includes County Health Service Taxes or County Vocational School Taxes. See Table 13.

0240
 Population 1980 5,046
 Population 1984 5,048
 S & P Rating
 Moody Rating A
 General Tax Rate Per \$100. 4.16
 State Equalized Tax Rate 2.13

NORTHVALE BOROUGH - BERGEN COUNTY
Form of Government:
Borough Council
Number of Members on Governing Body - 6

PER CAPITA:
 Gross Debt 538.71
 Net Debt 493.10
 Debt Service 95.46
 Total Tax Levy 1,179.11
 Municipal Expenditures 487.31
 PER CENT:
 Gross Debt 1.11
 Net Debt 1.01
 Tax Levy Collected 98.70
 Tax Levy Cancelled, Abated or Adjusted .30

EXPENDITURES		REVENUES-REALIZED		1984 PROPERTY TAX	
GENERAL GOVERNMENT				STATE EQUALIZED TAX RATE	
Governing Body & Public Boards		1984 Property Taxes Collected	5,863,602.43	Local District School Taxes .68	1,884,174.00
Municipal Clerk		1984 Payments in Lieu of Taxes		Regional & Consolidated School Tax .59	1,628,474.79
Financial Administration	13,000.00	Delinquent Tax & Lien Collections	78,741.66	School Taxes in Municipal Budget	
Assessment of Taxes	11,800.00	Business Personalty Replacement Taxes	205,392.69	County Taxes .35	961,604.37
Collection of Taxes	10,800.00	Taxes from Public Utilities	364,072.00	County Library Taxes	
Planning, Housing & Development	21,425.00	Other Miscellaneous Tax Revenues		Local Municipal Purpose Taxes .51	1,417,374.75
Human Resources	9,000.00	State Aid Revenues	54,514.09	Veteran & Senior Citizen Taxes	51,550.00
Elections	1,350.00	Federal Aid Revenues		Total Taxes for Rate Computation 2.13	5,943,177.91
General Administration (other)	216,045.31	State and Local Fiscal Assistance Act Utilized	74,492.00	Special District Taxes	
JUDICIARY		Sale of Acquired Property		Bank Corp. Taxes	17,185.80
Municipal Courts	31,975.00	Other Miscellaneous Revenues	140,617.87	Added and Omitted Taxes	43,333.98
PUBLIC SAFETY		Total	6,781,432.73	Total Taxes Levied - ABSTRACT	5,952,147.69
Fire Protection	74,710.00	Prior Years Surplus Appropriated	120,000.00	Total Taxes Billed	5,940,877.08
Police Protection	459,371.00	REVENUES TOTAL	6,901,432.73	1984 TAXES COLLECTED	5,863,602.43
Civil Defense & Disaster Control	500.00	Reserve For Uncollected Taxes	174,750.71	1984 Taxes Cancelled, Abated or Adjusted	18,032.36
Environmental Inspection & Control	27,500.00	CAPITAL OUTLAY TOTAL	99,860.69	Transfer to Tax Title Liens or Foreclosed	405.52
Other Public Safety				Balance Outstanding Dec. 31, 1984	58,836.77
PUBLIC WORKS				PRIOR YEARS TAXES OUTSTANDING	
Streets and Drainage	210,365.00	Public Enterprises		Balance January 1, 1984	93,681.48
Sewers and Sewage Processing	152,744.84	Recreation—Culture		Collected in 1984	78,741.66
Garbage and Trash Disposal	247,944.40	Public Works	35,304.08	Cancelled, Abated or Adjusted 1984	729.70
Public Buildings and Grounds	2,600.00	Buildings and Grounds	63,556.61	Transfers to Tax Title Liens or Foreclosed	
Other Public Works	20,000.00	Library and Education		Balance December 31, 1984	14,210.12
HEALTH and WELFARE		Conservation		TAX TITLE LIENS OUTSTANDING	
Health Services Except Environmental	21,300.00	All Other		Balance January 1, 1984	428.59
Welfare-Public Assistance	3,600.00	CAPITAL DEBT AUTHORIZED, DECEMBER 31, 1984		Transfer From Taxes	405.52
Hospitals, Clinics, First Aid		ISSUED AND UNISSUED		Redeemed in 1984	
Animal, Insect, & Rodent Control		School	223,644	Cancelled, Abated or Adjusted (1984)	
Other Welfare Services		Self-liquidating		Transfers to Foreclosed Property	
RECREATION and CONSERVATION		Other	2,495,763	Balance December 31, 1984	834.11
Beaches and Boardwalks		Total	2,719,408	PROPERTY ACQUIRED BY DEED OR FORECLOSURE	
Parks, Playgrounds, Shade Trees	400.00	ISSUED AND OUTSTANDING		Balance January 1, 1984	6,635.00
Land Reclamation & Conservation		School	223,644.63	Transfers From Taxes or Liens	
Other Recreational Services	13,075.00	Self-Liquidating		Sale for Cash (1984)	
EDUCATION (excluding schools)		Other	2,344,000.00	Cancelled, Abated or Adjusted (1984)	
Libraries	28,000.00	Total	2,567,644.63	Balance December 31, 1984	6,635.00
Other Educational Services	4,000.00	EQUALIZED VALUATION BASIS		CURRENT FINANCES DECEMBER 31, 1984	
STATUTORY EXPENDITURES		FOR NET DEBT COMPUTATION	246,008,560	ASSETS	
Pensions & F. I. C. A.	126,558.45	REAL PROPERTY VALUATIONS		Cash Dec. 31, 1984	269,709.81
Employee Fringe Benefits	36,000.00	Code Class # of Parcels % VAL'N		Taxes Receivable	73,046.89
Other Statutory Expenditures		1 Vacant Land 115 1.45	2,042,190.00	Tax Title Liens	834.11
CETA And Other Public Employment Programs		2 Residential 1361 51.57	72,828,400.00	Foreclosed Property	6,635.00
MUNICIPAL FUNCTIONS TOTAL	1,744,064.00	3 Farm		Emergencies & Other Deferred Charges	17,861.51
CAPITAL IMPROVEMENTS *MEMO*	14,500.00	4a Commercial 78 13.67	19,308,150.00	State and Federal Aid Receivable	
DEBT SERVICE		4b Industrial 50 33.31	47,031,107.00	Other Receivables	117,865.07
Principal Payments	330,000.00	4c Apartments		Total	485,952.39
Interest Payments	151,876.29	Total	141,209,847.00	LIABILITIES, RESERVES, AND SURPLUS	
DEFERRED CHARGES	59,252.67	Land Area 1.30 Sq. Miles		Cash Liabilities	129,290.56
SCHOOL, COUNTY, SPECIAL DISTRICT TAXES	4,474,253.16	Net Valuation Taxable-Municipal	141,767,863	Reserves for Receivables	198,381.07
RESERVE FOR UNCOLLECTED TAXES	174,750.71	Net Valuation Taxable-County	254,557,108	Surplus Dec. 31, 1984	158,280.76
EXPENDITURES TOTAL	6,934,196.83	State Equalized Valuation	276,899,192	Total	485,952.39
		State Equalization Ratio	51.10		

0241
Population 1980 4,413
Population 1984 4,497
S & P Rating A
Moody Rating A

General Tax Rate Per \$100. 4.09
State Equalized Tax Rate 2.22

NORWOOD BOROUGH - BERGEN COUNTY
Form of Government:
Borough Council
Number of Members on Governing Body - 6

PER CAPITA:
Gross Debt 744.24
Net Debt 668.13
Debt Service 73.94
Total Tax Levy 1,113.43
Municipal Expenditures 508.00

PER CENT:
Gross Debt 1.61
Net Debt 1.44
Tax Levy Collected 96.30
Tax Levy Cancelled, Abated or Adjusted .09

EXPENDITURES		REVENUES-REALIZED		1984 PROPERTY TAX	
GENERAL GOVERNMENT				STATE EQUALIZED TAX RATE	
Governing Body & Public Boards		1984 Property Taxes Collected		Local District School Taxes .77	1,728,500.50
Municipal Clerk		1984 Payments in Lieu of Taxes		Regional & Consolidated School Tax .64	1,437,734.19
Financial Administration	5,750.00	Delinquent Tax & Lien Collections		School Taxes in Municipal Budget	
Assessment of Taxes	79,493.00	Business Personalty Replacement Taxes		County Taxes .36	807,250.27
Collection of Taxes	2,600.00	Taxes from Public Utilities		County Library Taxes	
Planning, Housing & Development	7,090.00	Other Miscellaneous Tax Revenues		Local Municipal Purpose Taxes .44	998,769.00
Human Resources		State Aid Revenues		Veteran & Senior Citizen Taxes	42,900.00
Elections		Federal Aid Revenues		Total Taxes for Rate Computation 2.21	5,015,153.96
General Administration (other)	201,784.15	State and Local Fiscal Assistance Act Utilized		Special District Taxes	
JUDICIARY		Sale of Acquired Property		Bank Corp. Taxes	7,636.35
Municipal Courts	11,760.00	Other Miscellaneous Revenues		Added and Omitted Taxes	27,208.05
PUBLIC SAFETY		Total		Total Taxes Levied - ABSTRACT	5,007,098.36
Fire Protection	74,240.00	Prior Years Surplus Appropriated		Total Taxes Billed	5,005,852.74
Police Protection	542,969.75	REVENUES TOTAL		1984 TAXES COLLECTED	4,820,679.00
Civil Defense & Disaster Control		Reserve For Uncollected Taxes		1984 Taxes Cancelled, Abated or Adjusted	4,560.35
Environmental Inspection & Control	34,222.00	CAPITAL OUTLAY TOTAL		Transfer to Tax Title Liens or Foreclosed	6,801.17
Other Public Safety				Balance Outstanding Dec. 31, 1984	173,812.22
PUBLIC WORKS				PRIOR YEARS TAXES OUTSTANDING	
Streets and Drainage	235,030.00	Public Enterprises		Balance January 1, 1984	190,192.23
Sewers and Sewage Processing	138,430.24	Recreation—Culture		Collected in 1984	183,305.17
Garbage and Trash Disposal	36,000.00	Public Works		Cancelled, Abated or Adjusted 1984	1,242.74
Public Buildings and Grounds	20,950.00	Buildings and Grounds		Transfers to Tax Title Liens or Foreclosed	
Other Public Works		Library and Education		Balance December 31, 1984	5,644.32
HEALTH and WELFARE		Conservation		TAX TITLE LIENS OUTSTANDING	
Health Services Except Environmental	18,484.00	All Other		Balance January 1, 1984	48,243.01
Welfare-Public Assistance	1,250.00	CAPITAL DEBT AUTHORIZED, DECEMBER 31, 1984		Transfer From Taxes	6,801.17
Hospitals, Clinics, First Aid		ISSUED AND UNISSUED GROSS DEBT NET DEBT		Redeemed in 1984	10,142.85
Animal, Insect, & Rodent Control		School 342,261		Cancelled, Abated or Adjusted (1984)	
Other Welfare Services		Self-liquidating 3,004,576		Transfers to Foreclosed Property	
RECREATION and CONSERVATION		Other 3,346,837		Balance December 31, 1984	44,901.33
Beaches and Boardwalks		ISSUED AND OUTSTANDING		PROPERTY ACQUIRED BY DEED OR FORECLOSURE	
Parks, Playgrounds, Shade Trees	200.00	School 342,261.17		Balance January 1, 1984	652,471.66
Land Reclamation & Conservation	15,250.00	Self-Liquidating 2,549,000.00		Transfers From Taxes or Liens	
Other Recreational Services		Other 2,891,261.17		Sale for Cash (1984)	497,000.00
EDUCATION (excluding schools)		EQUALIZED VALUATION BASIS FOR NET DEBT COMPUTATION		Cancelled, Abated or Adjusted (1984)	
Libraries	23,000.00	REAL PROPERTY VALUATIONS		Balance December 31, 1984	155,471.66
Other Educational Services		Code Class # of Parcels % VAL'N ASSESSED VALUATION		CURRENT FINANCES DECEMBER 31, 1984	
STATUTORY EXPENDITURES		1 Vacant Land 233 3.57 4,315,300.00		ASSETS	
Pensions & F. I. C. A.	107,542.93	2 Residential 1280 72.61 87,712,235.00		Cash Dec. 31, 1984	1,216,779.14
Employee Fringe Benefits	42,000.00	3 Farm 2 .04 46,700.00		Taxes Receivable	179,456.54
Other Statutory Expenditures	6,000.00	4a Commercial 54 5.91 7,137,300.00		Tax Title Liens	44,901.33
CETA And Other Public Employment Programs		4b Industrial 38 17.87 21,592,200.00		Foreclosed Property	155,471.66
MUNICIPAL FUNCTIONS TOTAL	1,604,046.07	4c Apartments		Emergencies & Other Deferred Charges	93,332.63
CAPITAL IMPROVEMENTS *MFMCI*		Total 1.607 120,803,735.00		State and Federal Aid Receivable	
DEBT SERVICE		Land Area 2.90 Sq. Miles		Other Receivables	
Principal Payments	169,400.00	Net Valuation Taxable-Municipal		Total	1,689,941.30
Interest Payments	163,097.26	Net Valuation Taxable-County		LIABILITIES, RESERVES, AND SURPLUS	
DEFERRED CHARGES	94,410.00	State Equalized Valuation		Cash Liabilities	656,665.69
SCHOOL, COUNTY, SPECIAL DISTRICT TAXES	3,973,484.96	State Equalization Ratio 54.18		Reserves for Receivables	379,829.53
RESERVE FOR UNCOLLECTED TAXES	253,518.68			Surplus Dec. 31, 1984	653,446.08
EXPENDITURES TOTAL	6,257,956.97			Total	1,689,941.30

0716
Population 1980 28,998
Population 1984 29,059
S & P Rating A+
Moody Rating A1

General Tax Rate Per \$100. 5.72
State Equalized Tax Rate 3.31

NUTLEY TOWNSHIP – ESSEX COUNTY

Form of Government:

Commission (1911)

Number of Members on Governing Body – 5

PER CAPITA:

Gross Debt 208.78
Net Debt 172.19
Debt Service 19.84
Total Tax Levy 973.42
Municipal Expenditures 403.94

PER CENT:

Gross Debt .77
Net Debt .64
Tax Levy Collected 97.79
Tax Levy Cancelled, Abated or Adjusted .71

EXPENDITURES		REVENUES-REALIZED		1984 PROPERTY TAX	
GENERAL GOVERNMENT				STATE EQUALIZED TAX RATE	
Governing Body & Public Boards	16,788.79	1984 Property Taxes Collected	27,658,153.22	Local District School Taxes 1.44	12,345,159.50
Municipal Clerk	83,000.00	1984 Payments in Lieu of Taxes		Regional & Consolidated School Tax	
Financial Administration	102,500.00	Delinquent Tax & Lien Collections	328,671.87	School Taxes in Municipal Budget	
Assessment of Taxes	77,480.00	Business Personalty Replacement Taxes	600,198.99	County Taxes	1.06 9,084,945.22
Collection of Taxes	73,440.00	Taxes from Public Utilities	1,712,804.00	County Library Taxes	
Planning, Housing & Development	32,183.61	Other Miscellaneous Tax Revenues		Local Municipal Purpose Taxes	.79 6,776,422.31
Human Resources	46,765.00	State Aid Revenues	314,457.01	Veteran & Senior Citizen Taxes	338,800.00
Elections		Federal Aid Revenues		Total Taxes for Rate Computation	3.29 28,545,327.03
General Administration (other)	605,397.08	State and Local Fiscal Assistance Act Utilized	415,852.00	Special District Taxes	
JUDICIARY		Sale of Acquired Property		Bank Corp. Taxes	52,824.40
Municipal Courts	78,601.00	Other Miscellaneous Revenues	1,062,672.75	Added and Omitted Taxes	27,160.45
PUBLIC SAFETY		Total	32,092,809.84	Total Taxes Levied - ABSTRACT	28,286,511.88
Fire Protection	899,386.90	Prior Years Surplus Appropriated	1,000,000.00	Total Taxes Billed	28,282,724.93
Police Protection	2,352,357.05	REVENUES TOTAL	33,092,809.84	1984 TAXES COLLECTED	27,658,153.22
Civil Defense & Disaster Control	23,456.00	Reserve For Uncollected Taxes	1,142,281.70	1984 Taxes Cancelled, Abated or Adjusted	201,846.08
Environmental Inspection & Control	123,582.95			Transfer to Tax Title Liens or Foreclosed	19,352.44
Other Public Safety	5,901.00	CAPITAL OUTLAY TOTAL	707,926.48	Balance Outstanding Dec. 31, 1984	403,373.19
PUBLIC WORKS				PRIOR YEARS TAXES OUTSTANDING	
Streets and Drainage	710,554.03	Public Enterprises		Balance January 1, 1984	323,618.36
Sewers and Sewage Processing	1,062,477.20	Recreation—Culture	4,089.75	Collected in 1984	301,174.61
Garbage and Trash Disposal	827,640.00	Public Works		Cancelled, Abated or Adjusted 1984	16.00
Public Buildings and Grounds	232,184.00	Buildings and Grounds	703,836.73	Transfers to Tax Title Liens or Foreclosed	3,807.21
Other Public Works	45,000.00	Library and Education		Balance December 31, 1984	18,620.54
HEALTH and WELFARE		Conservation		TAX TITLE LIENS OUTSTANDING	
Health Services Except Environmental	302,069.00	All Other		Balance January 1, 1984	51,559.11
Welfare-Public Assistance	27,625.00	CAPITAL DEBT AUTHORIZED, DECEMBER 31, 1984		Transfer From Taxes	23,597.94
Hospitals, Clinics, First Aid		ISSUED AND UNISSUED		Redeemed in 1984	27,497.26
Animal, Insect, & Rodent Control	3,000.00	GROSS DEBT		Cancelled, Abated or Adjusted (1984)	
Other Welfare Services	21,000.00	School	874,000	Transfers to Foreclosed Property	
RECREATION and CONSERVATION		Self-liquidating	113,500	Balance December 31, 1984	47,659.79
Beaches and Boardwalks		Other	5,079,498	PROPERTY ACQUIRED BY DEED OR	
Parks, Playgrounds, Shade Trees	497,900.00	Total	6,066,998	FORECLOSURE	
Land Reclamation & Conservation		ISSUED AND OUTSTANDING		Balance January 1, 1984	32,347.00
Other Recreational Services	92,850.00	School	874,000.00	Transfers From Taxes or Liens	
EDUCATION (excluding schools)		Self-Liquidating	113,500.00	Sale for Cash (1984)	
Libraries	356,343.00	Other	4,431,400.00	Cancelled, Abated or Adjusted (1984)	
Other Educational Services	7,500.00	Total	5,418,900.00	Balance December 31, 1984	32,347.00
STATUTORY EXPENDITURES		EQUALIZED VALUATION BASIS		CURRENT FINANCES DECEMBER 31, 1984	
Pensions & F. I. C. A.	912,804.86	FOR NET DEBT COMPUTATION	784,231,199	ASSETS	
Employee Fringe Benefits	375,400.00	REAL PROPERTY VALUATIONS		Cash Dec. 31, 1984	3,036,821.84
Other Statutory Expenditures	20,000.00	Code Class # of Parcels % VAL'N		Taxes Receivable	421,993.73
CETA And Other Public Employment Programs		1 Vacant Land 230 .40		Tax Title Liens	47,659.79
MUNICIPAL FUNCTIONS TOTAL	10,015,186.47	2 Residential 7249 69.82		Foreclosed Property	32,347.00
CAPITAL IMPROVEMENTS *MEMO*	1,000.00	3 Farm		Emergencies & Other Deferred Charges	132.69
DEBT SERVICE		4a Commercial 461 8.75		State and Federal Aid Receivable	71,901.92
Principal Payments	185,000.00	4b Industrial 52 14.92		Other Receivables	29,961.12
Interest Payments	391,424.62	4c Apartments 74 6.11		Total	3,640,818.09
DEFERRED CHARGES	4,096.00	Total 8066		LIABILITIES, RESERVES, AND SURPLUS	
SCHOOL, COUNTY, SPECIAL DISTRICT TAXES	21,430,104.72	Land Area 3.40 Sq. Miles		Cash Liabilities	859,249.72
RESERVE FOR UNCOLLECTED TAXES	1,142,281.70	Net Valuation Taxable-Municipal	493,978,400	Reserves for Receivables	531,961.64
EXPENDITURES TOTAL	33,168,093.51	Net Valuation Taxable-County	810,613,765	Surplus Dec. 31, 1984	2,249,606.73
		State Equalized Valuation	848,818,110	Total	3,640,818.09
		State Equalization Ratio	57.82		

0242
 Population 1980 **13,443**
 Population 1984 **13,179**
 S & P Rating **A**
 Moody Rating **A**

General Tax Rate Per \$100. **5.14**
 State Equalized Tax Rate **2.57**

OAKLAND BOROUGH - BERGEN COUNTY
Form of Government:
Borough Council
Number of Members on Governing Body - 6

PER CAPITA:
 Gross Debt **423.93**
 Net Debt **305.35**
 Debt Service **48.93**
 Total Tax Levy **1,003.08**
 Municipal Expenditures **383.59**

PER CENT:
 Gross Debt **1.21**
 Net Debt **.87**
 Tax Levy Collected **97.55**
 Tax Levy Cancelled, Abated or Adjusted **.27**

EXPENDITURES		REVENUES-REALIZED		1984 PROPERTY TAX	
GENERAL GOVERNMENT				STATE EQUALIZED TAX RATE 1.13	
Governing Body & Public Boards		1984 Property Taxes Collected	12,896,038.79	Local District School Taxes	5,808,864.00
Municipal Clerk		1984 Payments in Lieu of Taxes		Regional & Consolidated School Tax	2,705,604.53
Financial Administration	59,700.00	Delinquent Tax & Lien Collections	263,379.64	School Taxes in Municipal Budget	
Assessment of Taxes	38,350.00	Business Personalty Replacement Taxes	139,196.20	County Taxes	1,766,990.16
Collection of Taxes	30,400.00	Taxes from Public Utilities	771,219.00	County Library Taxes	
Planning, Housing & Development	66,386.00	Other Miscellaneous Tax Revenues		Local Municipal Purpose Taxes	2,862,140.94
Human Resources	10,582.00	State Aid Revenues	150,358.58	Veteran & Senior Citizen Taxes	90,050.00
Elections	3,525.00	Federal Aid Revenues		Total Taxes for Rate Computation	13,233,649.63
General Administration (other)	747,165.00	State and Local Fiscal Assistance Act Utilized	120,132.00	Special District Taxes	
JUDICIARY		Sale of Acquired Property		Bank Corp. Taxes	19,620.29
Municipal Courts	51,700.00	Other Miscellaneous Revenues	544,306.66	Added and Omitted Taxes	56,340.05
PUBLIC SAFETY		Total	14,884,630.87	Total Taxes Levied - ABSTRACT	13,219,559.97
Fire Protection	89,430.00	Prior Years Surplus Appropriated	463,000.00	Total Taxes Billed	13,220,567.79
Police Protection	1,123,489.73	REVENUES TOTAL	15,347,630.87	1984 TAXES COLLECTED	12,896,038.79
Civil Defense & Disaster Control	5,800.00	Reserve For Uncollected Taxes	655,841.20	1984 Taxes Cancelled, Abated or Adjusted	35,255.26
Environmental Inspection & Control	36,850.00	CAPITAL OUTLAY TOTAL	686,078.33	Transfer to Tax Title Liens or Foreclosed	2,379.82
Other Public Safety				Balance Outstanding Dec. 31, 1984	286,893.92
PUBLIC WORKS				PRIOR YEARS TAXES OUTSTANDING	
Streets and Drainage	444,150.00	Public Enterprises		Balance January 1, 1984	296,132.50
Sewers and Sewage Processing		Recreation—Culture		Collected in 1984	262,477.42
Garbage and Trash Disposal	114,600.00	Public Works	623,136.76	Cancelled, Abated or Adjusted 1984	29,695.00
Public Buildings and Grounds	151,920.27	Buildings and Grounds	62,941.57	Transfers to Tax Title Liens or Foreclosed	118.00
Other Public Works	42,900.00	Library and Education		Balance December 31, 1984	3,842.08
HEALTH and WELFARE		Conservation		TAX TITLE LIENS OUTSTANDING	
Health Services Except Environmental	96,031.00	All Other		Balance January 1, 1984	21,313.23
Welfare-Public Assistance	3,039.00	CAPITAL DEBT AUTHORIZED, DECEMBER 31, 1984		Transfer From Taxes	2,497.82
Hospitals, Clinics, First Aid		ISSUED AND UNISSUED		Redeemed in 1984	902.22
Animal, Insect, & Rodent Control		School	1,100,077	Cancelled, Abated or Adjusted (1984)	
Other Welfare Services		Self-liquidating	434,000	Transfers to Foreclosed Property	
RECREATION and CONSERVATION		Other	4,052,927	Balance December 31, 1984	22,908.83
Beaches and Boardwalks		Total	5,587,005	PROPERTY ACQUIRED BY DEED OR FORECLOSURE	
Parks, Playgrounds, Shade Trees	14,620.00	ISSUED AND OUTSTANDING		Balance January 1, 1984	564,050.00
Land Reclamation & Conservation	1,052.00	School	1,100,077.41	Transfers From Taxes or Liens	
Other Recreational Services	84,031.00	Self-Liquidating	140,000.00	Sale for Cash (1984)	
EDUCATION (excluding schools)		Other	2,642,000.00	Cancelled, Abated or Adjusted (1984)	
Libraries	149,189.00	Total	3,882,077.41	Balance December 31, 1984	564,050.00
Other Educational Services		EQUALIZED VALUATION BASIS		CURRENT FINANCES DECEMBER 31, 1984	
STATUTORY EXPENDITURES		FOR NET DEBT COMPUTATION	462,800,411	ASSETS	
Pensions & F. I. C. A.	331,862.56	REAL PROPERTY VALUATIONS		Cash Dec. 31, 1984	1,134,571.94
Employee Fringe Benefits		Code Class # of Parcels % VAL'N		Taxes Receivable	290,736.00
Other Statutory Expenditures	8,000.00	1 Vacant Land 317 3.57		Tax Title Liens	22,908.83
CETA And Other Public Employment Programs		2 Residential 3886 75.25		Foreclosed Property	564,050.00
MUNICIPAL FUNCTIONS TOTAL	3,704,772.56	3 Farm 8 .12		Emergencies & Other Deferred Charges	
CAPITAL IMPROVEMENTS *MEMO*	150,000.00	4a Commercial 104 9.92		State and Federal Aid Receivable	
DEBT SERVICE		4b Industrial 41 11.14		Other Receivables	228,571.52
Principal Payments	406,310.00	4c Apartments		Total	2,240,838.29
Interest Payments	238,553.25	Total	4356	LIABILITIES, RESERVES, AND SURPLUS	
DEFERRED CHARGES	49,873.56	Land Area 9.10 Sq. Miles		Cash Liabilities	422,854.88
SCHOOL, COUNTY, SPECIAL DISTRICT TAXES	10,281,458.69	Net Valuation Taxable-Municipal	256,113,390	Reserves for Receivables	1,106,266.35
RESERVE FOR UNCOLLECTED TAXES	655,841.20	Net Valuation Taxable-County	467,897,915	Surplus Dec. 31, 1984	711,717.06
EXPENDITURES TOTAL	15,336,809.26	State Equalized Valuation	509,994,812	Total	2,240,838.29
		State Equalization Ratio	49.99		

0426
Population 1980 4,251
Population 1984 4,234
S & P Rating
Moody Rating

General Tax Rate Per \$100.

4.87
State Equalized Tax Rate
3.07

OAKLYN BOROUGH - CAMDEN COUNTY

Form of Government:

Borough Council

Number of Members on Governing Body - 6

PER CAPITA:

Gross Debt 226.82
Net Debt 102.59
Debt Service 21.63
Total Tax Levy 548.38
Municipal Expenditures 233.99

PER CENT:

Gross Debt 1.35
Net Debt .61
Tax Levy Collected 97.59
Tax Levy Cancelled, Abated or Adjusted .01

EXPENDITURES		REVENUES-REALIZED		1984 PROPERTY TAX	
GENERAL GOVERNMENT				STATE EQUALIZED TAX RATE	
Governing Body & Public Boards		1984 Property Taxes Collected	2,261,420.17	Local District School Taxes	1.36
Municipal Clerk		1984 Payments in Lieu of Taxes		Regional & Consolidated School Tax	
Financial Administration	8,600.00	Delinquent Tax & Lien Collections	50,426.06	School Taxes in Municipal Budget	
Assessment of Taxes	8,470.00	Business Personalty Replacement Taxes	26,706.88	County Taxes	1.14
Collection of Taxes	19,670.00	Taxes from Public Utilities	218,045.04	County Library Taxes	.03
Planning, Housing & Development	1,875.00	Other Miscellaneous Tax Revenues		Local Municipal Purpose Taxes	.54
Human Resources		State Aid Revenues	53,474.27	Veteran & Senior Citizen Taxes	
Elections		Federal Aid Revenues		Total Taxes for Rate Computation	3.07
General Administration (other)	119,107.29	State and Local Fiscal Assistance Act Utilized	17,104.25	Special District Taxes	
JUDICIARY		Sale of Acquired Property		Bank Corp. Taxes	
Municipal Courts	13,751.00	Other Miscellaneous Revenues	201,826.31	Added and Omitted Taxes	
PUBLIC SAFETY		Total	2,829,002.98	Total Taxes Levied - ABSTRACT	
Fire Protection	36,500.00	Prior Years Surplus Appropriated	166,500.00	Total Taxes Billed	
Police Protection	224,782.00	REVENUES TOTAL	2,995,502.98	1984 TAXES COLLECTED	
Civil Defense & Disaster Control	2,450.00	Reserve For Uncollected Taxes	77,462.18	1984 Taxes Cancelled, Abated or Adjusted	
Environmental Inspection & Control	7,301.00	CAPITAL OUTLAY TOTAL	60,122.97	Transfer to Tax Title Liens or Foreclosed	
Other Public Safety				Balance Outstanding Dec. 31, 1984	
PUBLIC WORKS				PRIOR YEARS TAXES OUTSTANDING	
Streets and Drainage	86,985.41	Public Enterprises		Balance January 1, 1984	
Sewers and Sewage Processing	34,276.00	Recreation—Culture		Collected in 1984	
Garbage and Trash Disposal	96,136.00	Public Works	55,807.84	Cancelled, Abated or Adjusted 1984	
Public Buildings and Grounds	40,600.00	Buildings and Grounds	4,315.13	Transfers to Tax Title Liens or Foreclosed	
Other Public Works		Library and Education		Balance December 31, 1984	
HEALTH and WELFARE		Conservation		TAX TITLE LIENS OUTSTANDING	
Health Services Except Environmental	650.00	All Other		Balance January 1, 1984	
Welfare-Public Assistance	4,500.00			Transfer From Taxes	
Hospitals, Clinics, First Aid				Redeemed in 1984	
Animal, Insect, & Rodent Control				Cancelled, Abated or Adjusted (1984)	
Other Welfare Services				Transfers to Foreclosed Property	
RECREATION and CONSERVATION				Balance December 31, 1984	
Beaches and Boardwalks				PROPERTY ACQUIRED BY DEED OR	
Parks, Playgrounds, Shade Trees				FORECLOSURE	
Land Reclamation & Conservation				Balance January 1, 1984	
Other Recreational Services				Transfers From Taxes or Liens	
EDUCATION (excluding schools)				Sale for Cash (1984)	
Libraries				Cancelled, Abated or Adjusted (1984)	
Other Educational Services				Balance December 31, 1984	
STATUTORY EXPENDITURES				CURRENT FINANCES DECEMBER 31, 1984	
Pensions & F. I. C. A.	51,868.00			ASSETS	
Employee Fringe Benefits	22,014.00			Cash Dec. 31, 1984	
Other Statutory Expenditures	2,000.00			Taxes Receivable	
CETA And Other Public Employment Programs				Tax Title Liens	
MUNICIPAL FUNCTIONS				Foreclosed Property	
CAPITAL IMPROVEMENTS *MEMO*	5,000.00			Emergencies & Other Deferred Charges	
DEBT SERVICE				State and Federal Aid Receivable	
Principal Payments	52,933.68			Other Receivables	
Interest Payments	38,629.55			Total	
DEFERRED CHARGES				LIABILITIES, RESERVES, AND SURPLUS	
SCHOOL, COUNTY, SPECIAL DISTRICT TAXES	7,561.53			Cash Liabilities	
RESERVE FOR UNCOLLECTED TAXES	1,902,999.00			Reserves for Receivables	
EXPENDITURES TOTAL	2,893,696.64			Surplus Dec. 31, 1984	
				Total	

1337

Population 1980 23,570
 Population 1984 23,586
 S & P Rating
 Moody Rating AAA

General Tax Rate Per \$100.

2.74
 State Equalized Tax Rate
 2.70

OCEAN TOWNSHIP – MONMOUTH COUNTY

Form of Government:

Council-Manager Plan A (OMCL 50)

Number of Members on Governing Body – 5

PER CAPITA:

Gross Debt 688.07
 Net Debt 382.27
 Debt Service 40.72
 Totl Tax Levy 900.83
 Municipal Expenditures 359.77

PER CENT:

Gross Debt 2.29
 Net Debt 1.27
 Tax Levy Collected 97.31
 Tax Levy Cancelled, Abated or Adjusted 1.3

EXPENDITURES		REVENUES-REALIZED		1984 PROPERTY TAX	
GENERAL GOVERNMENT				STATE EQUALIZED TAX RATE → 1.54	
Governing Body & Public Boards	106,400.00	1984 Property Taxes Collected	20,667,653.61	Local District School Taxes	11,611,815.61
Municipal Clerk	62,250.70	1984 Payments in Lieu of Taxes	23,731.93	Regional & Consolidated School Tax	
Financial Administration	118,800.00	Delinquent Tax & Lien Collections	615,610.04	School Taxes in Municipal Budget	
Assessment of Taxes	46,900.00	Business Personalty Replacement Taxes	152,845.64	County Taxes	3,873,310.64
Collection of Taxes	74,900.00	Taxes from Public Utilities	1,408,833.00	County Library Taxes	147,643.44
Planning, Housing & Development	69,200.00	Other Miscellaneous Tax Revenues		Local Municipal Purpose Taxes	4,801,997.35
Human Resources		State Aid Revenues	242,535.51	Veteran & Senior Citizen Taxes	148,250.00
Elections	8,600.00	Federal Aid Revenues		Total Taxes for Rate Computation	20,583,017.04
General Administration (other)	817,093.32	State and Local Fiscal Assistance Act Utilized	209,520.99	Special District Taxes	570,000.00
JUDICIARY		Sale of Acquired Property		Bank Corp. Taxes	18,147.70
Municipal Courts	79,000.00	Other Miscellaneous Revenues	1,613,907.50	Added and Omitted Taxes	224,020.10
PUBLIC SAFETY		Total	24,934,638.22	Total Taxes Levied - ABSTRACT	21,246,934.84
Fire Protection	3,500.00	Prior Years Surplus Appropriated	601,700.00	Total Taxes Billed	21,238,505.66
Police Protection	1,927,121.36	REVENUES TOTAL	25,536,338.22	1984 TAXES COLLECTED	20,667,653.61
Civil Defense & Disaster Control	6,800.00	Reserve For Uncollected Taxes	840,719.89	1984 Taxes Cancelled, Abated or Adjusted	28,532.85
Environmental Inspection & Control	98,250.00	CAPITAL OUTLAY TOTAL	1,334,389.91	Transfer to Tax Title Liens or Foreclosed	31,680.84
Other Public Safety		Public Enterprises		Balance Outstanding Dec. 31, 1984	510,638.36
PUBLIC WORKS		Recreation—Culture	28,734.53	PRIOR YEARS TAXES OUTSTANDING	
Streets and Drainage	841,300.00	Public Works	1,099,721.44	Balance January 1, 1984	532,922.24
Sewers and Sewage Processing		Buildings and Grounds	205,933.94	Collected in 1984	525,664.10
Garbage and Trash Disposal	646,400.00	Library and Education		Cancelled, Abated or Adjusted 1984	2,140.88
Public Buildings and Grounds	362,850.00	Conservation		Transfers to Tax Title Liens or Foreclosed	1,792.70
Other Public Works	146,500.00	All Other		Balance December 31, 1984	3,324.56
HEALTH and WELFARE		CAPITAL DEBT AUTHORIZED, DECEMBER 31, 1984		TAX TITLE LIENS OUTSTANDING	
Health Services Except Environmental	189,350.00	ISSUED AND UNISSUED		Balance January 1, 1984	73,135.17
Welfare-Public Assistance	20,950.00	School	6,841,642	Transfer From Taxes	33,531.04
Hospitals, Clinics, First Aid		Self-liquidating		Redeemed in 1984	89,945.94
Animal, Insect, & Rodent Control	8,000.00	Other	9,387,225	Cancelled, Abated or Adjusted (1984)	
Other Welfare Services		Total	16,228,867	Transfers to Foreclosed Property	
RECREATION and CONSERVATION		ISSUED AND OUTSTANDING		Balance December 31, 1984	16,720.27
Beaches and Boardwalks		School	6,841,642.83	PROPERTY ACQUIRED BY DEED OR	
Parks, Playgrounds, Shade Trees	1,800.00	Self-Liquidating		FORECLOSURE	
Land Reclamation & Conservation	3,200.00	Other	8,479,000.00	Balance January 1, 1984	423,984.31
Other Recreational Services	212,100.00	Total	15,320,642.83	Transfers From Taxes or Liens	
EDUCATION (excluding schools)		EQUALIZED VALUATION BASIS		Sale for Cash (1984)	
Libraries	240,020.99	FOR NET DEBT COMPUTATION	708,190,389	Cancelled, Abated or Adjusted (1984)	
Other Educational Services	6,000.00	REAL PROPERTY VALUATIONS		Balance December 31, 1984	423,984.31
STATUTORY EXPENDITURES		Code Class # of Parcels % VAL'N ASSESSED VALUATION		CURRENT FINANCES DECEMBER 31, 1984	
Pensions & F. I. C. A.	542,081.00	1 Vacant Land 1194 4.64 34,402,800.00		ASSETS	
Employee Fringe Benefits		2 Residential, 5871 72.10 534,424,400.00		Cash Dec. 31, 1984	4,248,969.99
Other Statutory Expenditures		3 Farm 20 .25 1,833,700.00		Taxes Receivable	513,962.92
CETA And Other Public Employment Programs		4a Commercial 309 16.02 118,716,200.00		Tax Title Liens	16,720.27
MUNICIPAL FUNCTIONS TOTAL	6,639,367.37	4b Industrial 9 .28 2,066,700.00		Foreclosed Property	423,984.31
CAPITAL IMPROVEMENTS *MEMO*	200,000.00	4c Apartments 14 6.71 49,739,300.00		Emergencies & Other Deferred Charges	90,000.00
DEBT SERVICE		Total 7417 741,183,100.00		State and Federal Aid Receivable	7,919.29
Principal Payments	514,829.01	Land Area 11.20 Sq. Miles		Other Receivables	16,224.56
Interest Payments	445,528.25	Net Valuation Taxable-Municipal	745,668,403	Total	5,317,781.34
DEFERRED CHARGES	45,000.00	Net Valuation Taxable-County	721,115,016	LIABILITIES, RESERVES, AND SURPLUS	
SCHOOL, COUNTY, SPECIAL DISTRICT TAXES	16,202,769.69	State Equalized Valuation	755,811,304	Cash Liabilities	1,514,009.59
RESERVE FOR UNCOLLECTED TAXES	840,719.89	State Equalization Ratio	98.65	Reserves for Receivables	970,892.06
EXPENDITURES TOTAL	24,688,214.21			Surplus Dec. 31, 1984	2,832,879.69
				Total	5,317,781.34

1520
Population 1980 3,731
Population 1984 3,885
S & P Rating
Moody Rating

General Tax Rate Per \$100. 3.38
State Equalized Tax Rate 2.16

OCEAN TOWNSHIP – OCEAN COUNTY

Form of Government:

Township Committee

Number of Members on Governing Body – 3

PER CAPITA:

Gross Debt 339.38
Net Debt 61.65
Debt Service 24.51
Total Tax Levy 857.14
Municipal Expenditures 487.45

PER CENT:

Gross Debt .92
Net Debt .17
Tax Levy Collected 93.47
Tax Levy Cancelled, Abated or Adjusted

EXPENDITURES		REVENUES-REALIZED		1984 PROPERTY TAX	
GENERAL GOVERNMENT				STATE EQUALIZED TAX RATE 1.38	
Governing Body & Public Boards		1984 Property Taxes Collected	3,107,305.41	Local District School Taxes	2,108,682.52
Municipal Clerk		1984 Payments in Lieu of Taxes		Regional & Consolidated School Tax	
Financial Administration	25,700.00	Delinquent Tax & Lien Collections	276,634.56	School Taxes in Municipal Budget	
Assessment of Taxes	109,300.00	Business Personalty Replacement Taxes	12,628.92	County Taxes	* 686,781.20
Collection of Taxes	32,500.00	Taxes from Public Utilities	452,777.00	County Library Taxes	.03 40,048.31
Planning, Housing & Development	19,600.00	Other Miscellaneous Tax Revenues		Local Municipal Purpose Taxes	.31 469,500.00
Human Resources		State Aid Revenues	40,367.50	Veteran & Senior Citizen Taxes	118,500.00
Elections	1,500.00	Federal Aid Revenues		Total Taxes for Rate Computation	2.17 3,423,512.03
General Administration (other)	151,800.00	State and Local Fiscal Assistance Act Utilized	54,532.55	Special District Taxes	
JUDICIARY		Sale of Acquired Property	76,280.00	Bank Corp. Taxes	6,273.74
Municipal Courts	26,100.00	Other Miscellaneous Revenues	312,740.46	Added and Omitted Taxes	18,718.19
PUBLIC SAFETY		Total	4,333,266.40	Total Taxes Levied - ABSTRACT	3,330,003.96
Fire Protection	19,500.00	Prior Years Surplus Appropriated	688,000.00	Total Taxes Billed	3,324,412.37
Police Protection	348,019.12	REVENUES TOTAL	5,021,266.40	1984 TAXES COLLECTED	3,107,305.41
Civil Defense & Disaster Control	14,068.65	Reserve For Uncollected Taxes	367,415.96	1984 Taxes Cancelled, Abated or Adjusted	
Environmental Inspection & Control	20,500.00	CAPITAL OUTLAY TOTAL	46,999.18	Transfer to Tax Title Liens or Foreclosed	22,268.84
Other Public Safety				Balance Outstanding Dec. 31, 1984	194,838.12
PUBLIC WORKS				PRIOR YEARS TAXES OUTSTANDING	
Streets and Drainage	214,223.21	Public Enterprises		Balance January 1, 1984	265,806.85
Sewers and Sewage Processing		Recreation—Culture		Collected in 1984	250,975.39
Garbage and Trash Disposal	155,000.00	Public Works	17,672.27	Cancelled, Abated or Adjusted 1984	
Public Buildings and Grounds	22,300.00	Buildings and Grounds	29,326.91	Transfers to Tax Title Liens or Foreclosed	3,294.93
Other Public Works	21,000.00	Library and Education		Balance December 31, 1984	11,536.53
HEALTH and WELFARE		Conservation		TAX TITLE LIENS OUTSTANDING	
Health Services Except Environmental	8,960.00	All Other		Balance January 1, 1984	62,003.35
Welfare-Public Assistance	11,250.00	CAPITAL DEBT AUTHORIZED, DECEMBER 31, 1984		Transfer From Taxes	26,088.35
Hospitals, Clinics, First Aid		ISSUED AND UNISSUED GROSS DEBT		Redeemed in 1984	25,659.17
Animal, Insect, & Rodent Control	3,000.00	School	1,079,000	Cancelled, Abated or Adjusted (1984)	
Other Welfare Services		Self-liquidating		Transfers to Foreclosed Property	
RECREATION and CONSERVATION		Other	239,504	Balance December 31, 1984	62,432.53
Beaches and Boardwalks	4,450.00	Total	1,318,504	PROPERTY ACQUIRED BY DEED OR	
Parks, Playgrounds, Shade Trees	1,200.00			FORECLOSURE	
Land Reclamation & Conservation	600.00	ISSUED AND OUTSTANDING		Balance January 1, 1984	946,700.00
Other Recreational Services	60,300.00	School	1,060,735.00	Transfers From Taxes or Liens	
EDUCATION (excluding schools)		Self-Liquidating		Sale for Cash (1984)	76,280.00
Libraries	5,500.00	Other	81,000.00	Cancelled, Abated or Adjusted (1984)	91,320.00
Other Educational Services		Total	1,141,735.00	Balance December 31, 1984	779,100.00
STATUTORY EXPENDITURES		EQUALIZED VALUATION BASIS		CURRENT FINANCES DECEMBER 31, 1984	
Pensions & F. I. C. A.	60,795.00	FOR NET DEBT COMPUTATION	143,679,516	ASSETS	
Employee Fringe Benefits	86,700.00	REAL PROPERTY VALUATIONS		Cash Dec. 31, 1984	2,380,452.29
Other Statutory Expenditures	5,500.45	Code Class # of Parcels % VAL'N		Taxes Receivable	206,374.65
CETA And Other Public Employment Programs		1 Vacant Land 1399 13.67	13,259,550.00	Tax Title Liens	62,432.53
MUNICIPAL FUNCTIONS TOTAL	1,429,366.43	2 Residential 2435 79.34	76,960,950.00	Foreclosed Property	779,100.00
CAPITAL IMPROVEMENTS *MEMO*	10,000.00	3 Farm 2 .01	9,550.00	Emergencies & Other Deferred Charges	112,000.00
DEBT SERVICE		4a Commercial 76 6.61	6,408,650.00	State and Federal Aid Receivable	9,684.47
Principal Payments	37,922.00	4b Industrial 2 .38	367,500.00	Other Receivables	13,404.80
Interest Payments	7,299.00	4c Apartments		Total	3,563,448.74
DEFERRED CHARGES		Total 3914	97,006,200.00	LIABILITIES, RESERVES, AND SURPLUS	
SCHOOL, COUNTY, SPECIAL DISTRICT TAXES	1,739.04	Land Area 20.62 Sq. Miles		Cash Liabilities	1,455,815.08
RESERVE FOR UNCOLLECTED TAXES	2,835,512.03	Net Valuation Taxable-Municipal	97,801,603	Reserves for Receivables	1,061,311.98
EXPENDITURES TOTAL	4,729,255.46	Net Valuation Taxable-County	146,458,113	Surplus Dec. 31, 1984	1,046,321.68
		State Equalized Valuation	152,747,471	Total	3,563,448.74
		State Equalization Ratio	63.84		

0508

Population 1980 13,949
 Population 1984 15,011
 S & P Rating A-
 Moody Rating AAA

General Tax Rate Per \$100.

1.22

State Equalized Tax Rate

1.31

OCEAN CITY CITY – CAPE MAY COUNTY

Form of Government:

Mayor–Council Plan D (OMCL 50)

Number of Members on Governing Body – 7

PER CAPITA:

Gross Debt 1,295.24
 Net Debt 887.46
 Debt Service 119.19
 Total Tax Levy 1,493.53
 Municipal Expenditures 1,026.01

PER CENT:

Gross Debt 1.24
 Net Debt .85
 Tax Levy Collected 97.27
 Tax Levy Cancelled, Abated
 or Adjusted

EXPENDITURES		REVENUES-REALIZED		1984 PROPERTY TAX	
GENERAL GOVERNMENT		1984 Property Taxes Collected		STATE EQUALIZED TAX RATE	
Governing Body & Public Boards	102,889.31	1984 Payments in Lieu of Taxes		Local District School Taxes	7,491,885.00
Municipal Clerk	96,890.01	Delinquent Tax & Lien Collections		Regional & Consolidated School Tax	
Financial Administration	106,666.71	Business Personalty Replacement Taxes		School Taxes in Municipal Budget	134,200.00
Assessment of Taxes	80,881.90	Taxes from Public Utilities		County Taxes	6,454,703.22
Collection of Taxes	116,543.87	Other Miscellaneous Tax Revenues		County Library Taxes	
Planning, Housing & Development	104,615.85	State Aid Revenues		Local Municipal Purpose Taxes	8,110,862.15
Human Resources		Federal Aid Revenues		Veteran & Senior Citizen Taxes	178,400.00
Elections		State and Local Fiscal Assistance Act Utilized		Total Taxes for Rate Computation	22,370,050.37
General Administration (other)	1,425,947.49	Sale of Acquired Property		Special District Taxes	
JUDICIARY		Other Miscellaneous Revenues		Bank Corp. Taxes	31,440.73
Municipal Courts	152,852.37	TOTAL		Added and Omitted Taxes	196,285.95
PUBLIC SAFETY		Prior Years Surplus Appropriated		Total Taxes Levied - ABSTRACT	22,419,377.05
Fire Protection	1,465,812.56	REVENUES		Total Taxes Billed	22,399,845.22
Police Protection	2,070,707.12	Reserve For Uncollected Taxes		1984 TAXES COLLECTED	21,788,244.81
Civil Defense & Disaster Control	59,346.43	CAPITAL OUTLAY		1984 Taxes Cancelled, Abated or Adjusted	
Environmental Inspection & Control	167,364.00	Public Enterprises		Transfer to Tax Title Liens or Foreclosed	10,574.80
Other Public Safety		Recreation—Culture		Balance Outstanding Dec. 31, 1984	601,025.61
PUBLIC WORKS		Public Works		PRIOR YEARS TAXES OUTSTANDING	
Streets and Drainage	1,247,466.50	Buildings and Grounds		Balance January 1, 1984	870,037.51
Sewers and Sewage Processing		Library and Education		Collected in 1984	860,034.15
Garbage and Trash Disposal	1,020,762.51	Conservation		Cancelled, Abated or Adjusted 1984	358.45
Public Buildings and Grounds	937.95	All Other		Transfers to Tax Title Liens or Foreclosed	913.97
Other Public Works	1,371,608.08	CAPITAL DEBT AUTHORIZED, DECEMBER 31, 1984		Balance December 31, 1984	8,730.94
HEALTH and WELFARE		ISSUED AND UNISSUED		TAX TITLE LIENS OUTSTANDING	
Health Services Except Environmental		GROSS DEBT		Balance January 1, 1984	64,342.14
Welfare-Public Assistance	21,000.00	NET DEBT		Transfer From Taxes	11,589.11
Hospitals, Clinics, First Aid		SCHOOL		Redeemed in 1984	11,844.56
Animal, Insect, & Rodent Control	39,271.99	Self-Liquidating		Cancelled, Abated or Adjusted (1984)	
Other Welfare Services		Other		Transfers to Foreclosed Property	
RECREATION and CONSERVATION		Total		Balance December 31, 1984	64,086.69
Beaches and Boardwalks	493,706.09	ISSUED AND OUTSTANDING		PROPERTY ACQUIRED BY DEED OR	
Parks, Playgrounds, Shade Trees	234,562.50	SCHOOL		FORECLOSURE	
Land Reclamation & Conservation	510,000.00	Self-Liquidating		Balance January 1, 1984	70,805.50
Other Recreational Services	357,702.85	Other		Transfers From Taxes or Liens	
EDUCATION (excluding schools)		Total		Sale for Cash (1984)	
Libraries	245,000.00	EQUALIZED VALUATION BASIS		Cancelled, Abated or Adjusted (1984)	
Other Educational Services		FOR NET DEBT COMPUTATION		Balance December 31, 1984	70,805.50
STATUTORY EXPENDITURES		REAL PROPERTY VALUATIONS		CURRENT FINANCES DECEMBER 31, 1984	
Pensions & F. I. C. A.	1,140,392.21	Code Class # of Parcels % VAL'N		ASSETS	
Employee Fringe Benefits		1 Vacant Land 1734 4.57		Cash Dec. 31, 1984	2,226,216.78
Other Statutory Expenditures	49,052.04	2 Residential 11536 85.17		Taxes Receivable	609,756.55
CETA And Other Public Employment Programs		3 Farm		Tax Title Liens	64,086.69
MUNICIPAL FUNCTIONS		4a Commercial 476 7.93		Foreclosed Property	70,805.50
CAPITAL IMPROVEMENTS	50,000.00	4b Industrial 3 .03		Emergencies & Other Deferred Charges	397,613.07
DEBT SERVICE		4c Apartments 74 2.30		State and Federal Aid Receivable	
Principal Payments	770,000.00	Total 13823		Other Receivables	81,663.42
Interest Payments	1,019,132.50	Land Area 5.83 Sq. Miles		Total	3,450,142.01
TYPE I SCHL DEBT *MEMO	134,200.00	Net Valuation Taxable-Municipal		LIABILITIES, RESERVES, AND SURPLUS	
DEFERRED CHARGES	80,837.15	Net Valuation Taxable-County		Cash Liabilities	1,482,087.15
SCHOOL, COUNTY, SPECIAL DISTRICT TAXES	14,080,788.22	State Equalized Valuation		Reserves for Receivables	776,312.16
RESERVE FOR UNCOLLECTED TAXES	859,425.00	State Equalization Ratio		Surplus Dec. 31, 1984	1,191,742.70
EXPENDITURES				Total	3,450,142.01
TOTAL	29,482,163.11				

1984/3000

* ABOVE DEBT SERVICE INCLUDES TYPE I SCHOOL DEBT

PER CAPITA:		PER CENT:	
Gross Debt	1,581.95	Gross Debt	5.75
Net Debt	44.51	Net Debt	.16
Debt Service	5.33	Tax Levy Collected	92.42
Total Tax Levy	707.09	Tax Levy Cancelled, Abated	
Municipal Expenditures	374.47	or Adjusted	

*Includes County Health Service Taxes or County Vocational School Taxes. See Table 13.

1338
 Population 1980 **5,888**
 Population 1984 **6,214**
 S & P Rating
 Moody Rating **A**

General Tax Rate Per \$100. **2.62**
 State Equalized Tax Rate **2.31**

OCEANPORT BOROUGH – MONMOUTH CO.
Form of Government:
Borough Council
Number of Members on Governing Body – 6

PER CAPITA:
 Gross Debt **267.85**
 Net Debt **194.50**
 Debt Service **32.57**
 Total Tax Levy **828.97**
 Municipal Expenditures **319.78**

PER CENT:
 Gross Debt **.80**
 Net Debt **.58**
 Tax Levy Collected **97.10**
 Tax Levy Cancelled, Abated or Adjusted **.06**

EXPENDITURES		REVENUES-REALIZED		1984 PROPERTY TAX	
GENERAL GOVERNMENT				STATE EQUALIZED TAX RATE	
Governing Body & Public Boards	76.06	1984 Property Taxes Collected		Local District School Taxes	1,698,054.00
Municipal Clerk		1984 Payments in Lieu of Taxes		Regional & Consolidated School Tax	1,312,670.48
Financial Administration	50,221.21	Delinquent Tax & Lien Collections		School Taxes in Municipal Budget	
Assessment of Taxes	24,185.64	Business Personalty Replacement Taxes		County Taxes	1,136,675.33
Collection of Taxes	13,255.16	Taxes from Public Utilities		County Library Taxes	43,330.17
Planning, Housing & Development	10,123.66	Other Miscellaneous Tax Revenues		Local Municipal Purpose Taxes	887,000.00
Human Resources		State Aid Revenues		Veteran & Senior Citizen Taxes	39,800.00
Elections		Federal Aid Revenues		Total Taxes for Rate Computation	5,117,529.98
General Administration (other)	229,856.56	State and Local Fiscal Assistance Act Utilized		Special District Taxes	
JUDICIARY		Sale of Acquired Property		Bank Corp. Taxes	6,871.29
Municipal Courts	15,594.00	Other Miscellaneous Revenues		Added and Omitted Taxes	66,608.16
PUBLIC SAFETY		Total		Total Taxes Levied - ABSTRACT	5,151,209.43
Fire Protection	45,443.77	Prior Years Surplus Appropriated		Total Taxes Billed	5,143,838.14
Police Protection	534,504.22	REVENUES TOTAL		1984 TAXES COLLECTED	4,994,416.21
Civil Defense & Disaster Control	1,151.53	Reserve For Uncollected Taxes		1984 Taxes Cancelled, Abated or Adjusted	2,985.65
Environmental Inspection & Control	19,595.00	CAPITAL OUTLAY TOTAL		Transfer to Tax Title Liens or Foreclosed	
Other Public Safety				Balance Outstanding Dec. 31, 1984 *	146,436.28
PUBLIC WORKS		Public Enterprises		PRIOR YEARS TAXES OUTSTANDING	
Streets and Drainage	163,537.46	Recreation—Culture		Balance January 1, 1984	181,916.10
Sewers and Sewage Processing		Public Works		Collected in 1984	140,305.21
Garbage and Trash Disposal	131,000.00	Buildings and Grounds		Cancelled, Abated or Adjusted 1984	537.37
Public Buildings and Grounds	97,458.15	Library and Education		Transfers to Tax Title Liens or Foreclosed	
Other Public Works	4,814.07	Conservation		Balance December 31, 1984	41,073.52
HEALTH and WELFARE		All Other		TAX TITLE LIENS OUTSTANDING	
Health Services Except Environmental	20,320.00	CAPITAL DEBT AUTHORIZED, DECEMBER 31, 1984		Balance January 1, 1984	14,245.98
Welfare-Public Assistance	1,300.00	ISSUED AND UNISSUED GROSS DEBT NET DEBT		Transfer From Taxes	
Hospitals, Clinics, First Aid		School 455,775		Redeemed in 1984	5,010.41
Animal, Insect, & Rodent Control		Self-liquidating 1,208,649		Cancelled, Abated or Adjusted (1984)	
Other Welfare Services		Other 1,664,425		Transfers to Foreclosed Property	
RECREATION and CONSERVATION		Total 1,664,425		Balance December 31, 1984	9,235.57
Beaches and Boardwalks	23,491.00	ISSUED AND OUTSTANDING		PROPERTY ACQUIRED BY DEED OR FORECLOSURE	
Parks, Playgrounds, Shade Trees	496.00	School 455,775.63		Balance January 1, 1984	166,700.00
Land Reclamation & Conservation	2,000.00	Self-Liquidating 942,555.00		Transfers From Taxes or Liens	
Other Recreational Services		Other 1,398,330.63		Sale for Cash (1984)	5,000.00
EDUCATION (excluding schools)		Total 1,398,330.63		Cancelled, Abated or Adjusted (1984)	
Libraries	4,127.95	EQUALIZED VALUATION BASIS		Balance December 31, 1984	161,700.00
Other Educational Services		FOR NET DEBT COMPUTATION		CURRENT FINANCES DECEMBER 31, 1984	
STATUTORY EXPENDITURES		REAL PROPERTY VALUATIONS		ASSETS	
Pensions & F. I. C. A.	109,671.62	Code Class # of Parcels % VAL'N ASSESSED VALUATION		Cash Dec. 31, 1984	1,682,075.45
Employee Fringe Benefits	8,451.85	1 Vacant Land 381 2.84 5,475,750.00		Taxes Receivable	187,509.80
Other Statutory Expenditures	5,000.00	2 Residential 1540 69.42 133,778,500.00		Tax Title Liens	9,235.57
CETA And Other Public Employment Programs		3 Farm 1 2,330.00		Foreclosed Property	161,700.00
MUNICIPAL FUNCTIONS TOTAL	1,515,674.91	4a Commercial 52 24.09 46,428,400.00		Emergencies & Other Deferred Charges	29,010.00
CAPITAL IMPROVEMENTS *MEMO*	11,000.00	4b Industrial 1 3.57 6,882,000.00		State and Federal Aid Receivable	
DEBT SERVICE		4c Apartments 1 .08 153,500.00		Other Receivables	10,907.70
Principal Payments	148,755.00	Total 1976 192,720,480.00		Total	2,280,438.52
Interest Payments	53,646.01	Land Area 3.10 Sq. Miles		LIABILITIES, RESERVES, AND SURPLUS	
DEFERRED CHARGES	14,505.00	Net Valuation Taxable-Municipal 194,077,138		Cash Liabilities	1,475,182.58
SCHOOL, COUNTY, SPECIAL DISTRICT TAXES	4,190,729.98	Net Valuation Taxable-County 212,704,875		Reserves for Receivables	369,353.07
RESERVE FOR UNCOLLECTED TAXES	254,556.00	State Equalized Valuation 219,890,539		Surplus Dec. 31, 1984	435,902.87
EXPENDITURES TOTAL	5,177,866.90	State Equalization Ratio 88.19		Total	2,280,438.52

1916
 Population 1980 2,737
 Population 1984 2,671
 S & P Rating
 Moody Rating BAA1
 General Tax Rate Per \$100. 4.94
 State Equalized Tax Rate 3.19

OGDENSBURG BORO. - SUSSEX CO.

Form of Government:

Borough Council

Number of Members on Governing Body - 6

PER CAPITA:

Gross Debt 1,147.80
 Net Debt 220.98
 Debt Service
 Total Tax Levy 758.58
 Municipal Expenditures 267.92

PER CENT:

Gross Debt 4.89
 Net Debt .94
 Tax Levy Collected 96.43
 Tax Levy Cancelled, Abated or Adjusted

EXPENDITURES		REVENUES-REALIZED		1984 PROPERTY TAX	
GENERAL GOVERNMENT				STATE EQUALIZED TAX RATE	
Governing Body & Public Boards		1984 Property Taxes Collected	1,955,478.86	Local District School Taxes .81	510,550.75
Municipal Clerk		1984 Payments in Lieu of Taxes		Regional & Consolidated School Tax 1.18	748,037.10
Financial Administration	17,675.00	Delinquent Tax & Lien Collections	65,577.82	School Taxes in Municipal Budget	
Assessment of Taxes	10,515.00	Business Personalty Replacement Taxes	68,393.96	County Taxes .59	* 371,390.05
Collection of Taxes	17,450.65	Taxes from Public Utilities	60,534.00	County Library Taxes .03	22,077.42
Planning, Housing & Development	4,050.00	Other Miscellaneous Tax Revenues		Local Municipal Purpose Taxes .58	364,902.50
Human Resources		State Aid Revenues	76,904.80	Veteran & Senior Citizen Taxes	28,800.00
Elections	1,000.00	Federal Aid Revenues		Total Taxes for Rate Computation 3.19	2,045,757.82
General Administration (other)	79,523.76	State and Local Fiscal Assistance Act Utilized	31,079.42	Special District Taxes	
JUDICIARY		Sale of Acquired Property		Bank Corp. Taxes	966.25
Municipal Courts	7,377.00	Other Miscellaneous Revenues	67,261.30	Added and Omitted Taxes	8,246.68
PUBLIC SAFETY		Total	2,275,230.16	Total Taxes Levied - ABSTRACT	2,026,170.75
Fire Protection	14,500.00	Prior Years Surplus Appropriated	95,000.00	Total Taxes Billed	2,027,798.49
Police Protection	153,798.00	REVENUES TOTAL	2,370,230.16	1984 TAXES COLLECTED	1,955,478.86
Civil Defense & Disaster Control	500.00	Reserve For Uncollected Taxes	102,195.97	1984 Taxes Cancelled, Abated or Adjusted	
Environmental Inspection & Control	7,744.50	CAPITAL OUTLAY TOTAL	141,493.69	Transfer to Tax Title Liens or Foreclosed	991.75
Other Public Safety				Balance Outstanding Dec. 31, 1984	71,327.88
PUBLIC WORKS				PRIOR YEARS TAXES OUTSTANDING	
Streets and Drainage	98,122.00	Public Enterprises	24,473.50	Balance January 1, 1984	55,301.21
Sewers and Sewage Processing		Recreation—Culture	7,576.68	Collected in 1984	51,942.27
Garbage and Trash Disposal	52,600.00	Public Works	35,470.67	Cancelled, Abated or Adjusted 1984	
Public Buildings and Grounds	27,862.14	Buildings and Grounds	73,972.84	Transfers to Tax Title Liens or Foreclosed	164.85
Other Public Works		Library and Education		Balance December 31, 1984	3,194.09
HEALTH and WELFARE		Conservation		TAX TITLE LIENS OUTSTANDING	
Health Services Except Environmental	10,976.00	All Other		Balance January 1, 1984	33,363.86
Welfare-Public Assistance	1,500.00			Transfer From Taxes	1,219.10
Hospitals, Clinics, First Aid				Redeemed in 1984	13,635.03
Animal, Insect, & Rodent Control	5,400.00			Cancelled, Abated or Adjusted (1984)	
Other Welfare Services				Transfers to Foreclosed Property	
RECREATION and CONSERVATION				Balance December 31, 1984	20,947.93
Beaches and Boardwalks				PROPERTY ACQUIRED BY DEED OR	
Parks, Playgrounds, Shade Trees	15,000.00			FORECLOSURE	
Land Reclamation & Conservation				Balance January 1, 1984	40,900.00
Other Recreational Services	3,000.00			Transfers From Taxes or Liens	
EDUCATION (excluding schools)				Sale for Cash (1984)	
Libraries				Cancelled, Abated or Adjusted (1984)	
Other Educational Services	300.00			Balance December 31, 1984	40,900.00
STATUTORY EXPENDITURES				CURRENT FINANCES DECEMBER 31, 1984	
Pensions & F. I. C. A.	30,711.33			ASSETS	
Employee Fringe Benefits	15,100.00			Cash Dec. 31, 1984	305,657.25
Other Statutory Expenditures	2,719.38			Taxes Receivable	74,521.97
CETA And Other Public Employment Programs				Tax Title Liens	20,947.93
MUNICIPAL FUNCTIONS TOTAL	577,424.96			Foreclosed Property	40,900.00
CAPITAL IMPROVEMENTS *MEMO*	5,000.00			Emergencies & Other Deferred Charges	
DEBT SERVICE				State and Federal Aid Receivable	9,188.08
Principal Payments				Other Receivables	945.88
Interest Payments				Total	452,161.11
DEFERRED CHARGES	36,000.00			LIABILITIES, RESERVES, AND SURPLUS	
SCHOOL, COUNTY, SPECIAL DISTRICT TAXES	1,652,055.32			Cash Liabilities	109,602.91
RESERVE FOR UNCOLLECTED TAXES	102,195.97			Reserves for Receivables	137,315.78
EXPENDITURES TOTAL	2,367,676.25			Surplus Dec. 31, 1984	205,242.42
				Total	452,161.11

1209
Population 1980 51,515
Population 1984 54,249
S & P Rating AAA
Moody Rating AAA

General Tax Rate Per \$100.
3.28
State Equalized Tax Rate
3.10

OLD BRIDGE TOWNSHIP – MIDDLESEX CO.
Form of Government:
Mayor-Council Plan F (OMCL 50)
Number of Members on Governing Body – 9

PER CAPITA:
Gross Debt 387.01
Net Debt 193.09
Debt Service 34.81
Totl Tax Levy 679.14
Municipal Expenditures 270.42
PER CENT:
Gross Debt 2.04
Net Debt 1.02
Tax Levy Collected 96.89
Tax Levy Cancelled, Abated or Adjusted .15

EXPENDITURES		REVENUES-REALIZED		1984 PROPERTY TAX	
GENERAL GOVERNMENT				STATE EQUALIZED TAX RATE ———→	
Governing Body & Public Boards		1984 Property Taxes Collected	35,819,202.40	Local District School Taxes 1.85	20,523,936.00
Municipal Clerk		1984 Payments in Lieu of Taxes	123,599.00	Regional & Consolidated School Tax	
Financial Administration	173,000.00	Delinquent Tax & Lien Collections	954,193.08	School Taxes in Municipal Budget	
Assessment of Taxes	190,560.00	Business Personalty Replacement Taxes	296,258.32	County Taxes .61	6,826,266.18
Collection of Taxes	96,348.00	Taxes from Public Utilities	2,772,893.00	County Library Taxes	
Planning, Housing & Development	162,193.00	Other Miscellaneous Tax Revenues		Local Municipal Purpose Taxes .63	7,015,000.00
Human Resources	373,176.00	State Aid Revenues	968,208.08	Veteran & Senior Citizen Taxes	406,350.00
Elections	19,500.00	Federal Aid Revenues	30,767.75	Total Taxes for Rate Computation 3.09	34,771,552.18
General Administration (other)	1,513,644.00	State and Local Fiscal Assistance Act Utilized	522,179.00	Special District Taxes	1,784,420.00
JUDICIARY		Sale of Acquired Property		Bank Corp. Taxes	59,631.13
Municipal Courts	118,040.00	Other Miscellaneous Revenues	1,873,980.44	Added and Omitted Taxes	633,617.76
PUBLIC SAFETY		Total	43,361,281.07	Total Taxes Levied - ABSTRACT	36,842,871.07
Fire Protection	49,774.00	Prior Years Surplus Appropriated	350,000.00	Total Taxes Billed	36,967,085.74
Police Protection	3,897,398.69	REVENUES TOTAL	43,711,281.07	1984 TAXES COLLECTED	35,819,202.40
Civil Defense & Disaster Control	4,900.00	Reserve For Uncollected Taxes	1,247,813.39	1984 Taxes Cancelled, Abated or Adjusted	57,253.81
Environmental Inspection & Control	290,913.00			Transfer to Tax Title Liens or Foreclosed	88,657.84
Other Public Safety		CAPITAL OUTLAY TOTAL	738,047.19	Balance Outstanding Dec. 31, 1984	1,001,971.69
PUBLIC WORKS				PRIOR YEARS TAXES OUTSTANDING	
Streets and Drainage	1,196,189.77	Public Enterprises		Balance January 1, 1984	906,111.22
Sewers and Sewage Processing		Recreation—Culture	292,245.57	Collected in 1984	868,218.41
Garbage and Trash Disposal		Public Works	445,801.62	Cancelled, Abated or Adjusted 1984	7,390.32
Public Buildings and Grounds	149,027.00	Buildings and Grounds		Transfers to Tax Title Liens or Foreclosed	30,502.49
Other Public Works	190,625.00	Library and Education		Balance December 31, 1984	
HEALTH and WELFARE		Conservation		TAX TITLE LIENS OUTSTANDING	
Health Services Except Environmental	287,482.00	All Other		Balance January 1, 1984	212,915.39
Welfare-Public Assistance	50,429.00			Transfer From Taxes	124,197.65
Hospitals, Clinics, First Aid		CAPITAL DEBT AUTHORIZED, DECEMBER 31, 1984		Redeemed in 1984	85,974.67
Animal, Insect, & Rodent Control		ISSUED AND UNISSUED GROSS DEBT		Cancelled, Abated or Adjusted (1984)	
Other Welfare Services		School 10,346,000		Transfers to Foreclosed Property	
RECREATION and CONSERVATION		Self-liquidating		Balance December 31, 1984	251,138.37
Beaches and Boardwalks		Other 10,648,750	10,475,129	PROPERTY ACQUIRED BY DEED OR	
Parks, Playgrounds, Shade Trees	424,901.00	Total 20,994,750	10,475,129	FORECLOSURE	
Land Reclamation & Conservation	6,099.18			Balance January 1, 1984	1,213,290.00
Other Recreational Services	56,000.00	ISSUED AND OUTSTANDING		Transfers From Taxes or Liens	
EDUCATION (excluding schools)		School 10,346,000.00		Sale for Cash (1984)	
Libraries	400,000.00	Self-liquidating		Cancelled, Abated or Adjusted (1984)	
Other Educational Services	500.00	Other 9,960,000.00		Balance December 31, 1984	1,213,290.00
STATUTORY EXPENDITURES		Total 20,306,000.00		CURRENT FINANCES DECEMBER 31, 1984	
Pensions & F. I. C. A.	934,853.00	EQUALIZED VALUATION BASIS		ASSETS	
Employee Fringe Benefits	589,300.60	FOR NET DEBT COMPUTATION	1,027,128,449	Cash Dec. 31, 1984	2,110,353.44
Other Statutory Expenditures	40,000.00	REAL PROPERTY VALUATIONS		Taxes Receivable	1,001,971.69
CETA And Other Public Employment Programs		Code Class # of Parcels % VAL'N	ASSESSED VALUATION	Tax Title Liens	251,138.37
MUNICIPAL FUNCTIONS TOTAL	11,214,853.24	1 Vacant Land 2016 7.76	80,686,300.00	Foreclosed Property	1,213,290.00
CAPITAL IMPROVEMENTS *MEMO*	39,500.00	2 Residential 11835 71.98	748,839,200.00	Emergencies & Other Deferred Charges	150,589.25
DEBT SERVICE		3 Farm 178 .85	8,788,800.00	State and Federal Aid Receivable	217,172.19
Principal Payments	960,000.00	4a Commercial 315 6.88	71,560,400.00	Other Receivables	206,152.83
Interest Payments	928,293.00	4b Industrial 45 2.18	22,635,000.00	Total	5,150,667.77
DEFERRED CHARGES	319,139.06	4c Apartments 17 10.36	107,795,100.00	LIABILITIES, RESERVES, AND SURPLUS	
SCHOOL, COUNTY, SPECIAL DISTRICT TAXES	29,134,622.18	Total 14406	1,040,304,800.00	Cash Liabilities	1,119,856.59
RESERVE FOR UNCOLLECTED TAXES	1,247,813.39	Land Area 38.31 Sq. Miles		Reserves for Receivables	2,672,552.89
EXPENDITURES TOTAL	43,804,720.97	Net Valuation Taxable-Municipal	1,050,681,300	Surplus Dec. 31, 1984	1,358,258.29
		Net Valuation Taxable-County	1,122,834,096	Total	5,150,667.77
		State Equalized Valuation	1,111,661,176		
		State Equalization Ratio	94.47		

0243

Population 1980 4,168
 Population 1984 4,309
 S & P Rating
 Moody Rating A1

General Tax Rate Per \$100.

3.56

State Equalized Tax Rate

1.88

OLD TAPPAN BOROUGH – BERGEN COUNTY**Form of Government:****Borough Council****Number of Members on Governing Body – 6****PER CAPITA:**

Gross Debt 196.32
 Net Debt 160.83
 Debt Service 29.25
 Total Tax Levy 1,006.11
 Municipal Expenditures 471.03

PER CENT:

Gross Debt .42
 Net Debt .34
 Tax Levy Collected 95.94
 Tax Levy Cancelled, Abated or Adjusted .51

EXPENDITURES		REVENUES-REALIZED		1984 PROPERTY TAX	
GENERAL GOVERNMENT				STATE EQUALIZED TAX RATE	
Governing Body & Public Boards		1984 Property Taxes Collected	4,157,580.97	Local District School Taxes .76	1,721,833.00
Municipal Clerk		1984 Payments in Lieu of Taxes		Regional & Consolidated School Tax .63	1,415,588.73
Financial Administration	26,595.00	Delinquent Tax & Lien Collections	317,870.22	School Taxes in Municipal Budget	
Assessment of Taxes	80,280.00	Business Personalty Replacement Taxes	38,691.32	County Taxes .34	764,819.18
Collection of Taxes	10,160.00	Taxes from Public Utilities	892,446.00	County Library Taxes	
Planning, Housing & Development	25,120.00	Other Miscellaneous Tax Revenues		Local Municipal Purpose Taxes .15	348,000.00
Human Resources		State Aid Revenues	27,639.81	Veteran & Senior Citizen Taxes	25,500.00
Elections		Federal Aid Revenues		Total Taxes for Rate Computation 1.88	4,275,740.91
General Administration (other)	151,405.00	State and Local Fiscal Assistance Act Utilized	24,470.14	Special District Taxes	
JUDICIARY		Sale of Acquired Property		Bank Corp. Taxes	4,699.52
Municipal Courts	15,865.00	Other Miscellaneous Revenues	401,875.21	Added and Omitted Taxes	80,403.54
PUBLIC SAFETY		Total	5,860,573.67	Total Taxes Levied - ABSTRACT	4,335,343.97
Fire Protection	101,200.00	Prior Years Surplus Appropriated	285,109.72	Total Taxes Billed	4,333,713.86
Police Protection	516,045.14	REVENUES TOTAL	6,145,683.39	1984 TAXES COLLECTED	4,157,580.97
Civil Defense & Disaster Control	1,850.00	Reserve For Uncollected Taxes	251,869.04	1984 Taxes Cancelled, Abated or Adjusted	22,171.68
Environmental Inspection & Control	17,150.00	CAPITAL OUTLAY TOTAL	43,236.24	Transfer to Tax Title Liens or Foreclosed Balance Outstanding Dec. 31, 1984	49,675.80
Other Public Safety					104,285.41
PUBLIC WORKS				PRIOR YEARS TAXES OUTSTANDING	
Streets and Drainage	203,800.00	Public Enterprises		Balance January 1, 1984	426,152.56
Sewers and Sewage Processing		Recreation—Culture		Collected in 1984	250,691.72
Garbage and Trash Disposal	22,000.00	Public Works	43,236.24	Cancelled, Abated or Adjusted 1984	
Public Buildings and Grounds	52,120.00	Buildings and Grounds		Transfers to Tax Title Liens or Foreclosed	860.27
Other Public Works		Library and Education		Balance December 31, 1984	174,600.57
HEALTH and WELFARE		Conservation		TAX TITLE LIENS OUTSTANDING	
Health Services Except Environmental	13,500.00	All Other		Balance January 1, 1984	114,435.72
Welfare-Public Assistance	1,435.00	CAPITAL DEBT AUTHORIZED, DECEMBER 31, 1984		Transfer From Taxes	50,630.30
Hospitals, Clinics, First Aid	500.00	ISSUED AND UNISSUED GROSS DEBT		Redeemed in 1984	67,178.50
Animal, Insect, & Rodent Control		School 129,969		Cancelled, Abated or Adjusted (1984)	
Other Welfare Services		Self-liquidating		Transfers to Foreclosed Property	
RECREATION and CONSERVATION		Other 715,972	692,999	Balance December 31, 1984	97,887.52
Beaches and Boardwalks		Total 845,942	692,999	PROPERTY ACQUIRED BY DEED OR FORECLOSURE	
Parks, Playgrounds, Shade Trees	29,975.00			Balance January 1, 1984	397,900.00
Land Reclamation & Conservation				Transfers From Taxes or Liens	
Other Recreational Services	174,900.00	ISSUED AND OUTSTANDING		Sale for Cash (1984)	
EDUCATION (excluding schools)		School 129,969.63		Cancelled, Abated or Adjusted (1984)	
Libraries	41,500.00	Self-Liquidating		Balance December 31, 1984	397,900.00
Other Educational Services	4,500.00	Other 714,000.00		CURRENT FINANCES DECEMBER 31, 1984	
STATUTORY EXPENDITURES		Total 843,969.63		ASSETS	
Pensions & F. I. C. A.	125,861.76	EQUALIZED VALUATION BASIS FOR NET DEBT COMPUTATION	201,542,541	Cash Dec. 31, 1984	1,290,892.15
Employee Fringe Benefits	36,000.00	REAL PROPERTY VALUATIONS		Taxes Receivable	278,885.98
Other Statutory Expenditures		Code Class # of Parcels % VAL'N		Tax Title Liens	97,887.52
CETA And Other Public Employment Programs		1 Vacant Land 215 3.89	4,638,100.00	Foreclosed Property	397,900.00
MUNICIPAL FUNCTIONS TOTAL	1,651,761.90	2 Residential 1170 79.23	94,370,500.00	Emergencies & Other Deferred Charges	70,000.00
CAPITAL IMPROVEMENTS *MEMO*	25,000.00	3 Farm 22 .64	762,900.00	State and Federal Aid Receivable	1,663.79
DEBT SERVICE		4a Commercial 35 10.44	12,436,400.00	Other Receivables	297.55
Principal Payments	65,000.00	4b Industrial 1 5.80	6,906,100.00	Total	2,137,526.99
Interest Payments	61,022.80	4c Apartments		LIABILITIES, RESERVES, AND SURPLUS	
		Total 1443	119,114,000.00	Cash Liabilities	559,009.99
DEFERRED CHARGES		Land Area 3.10 Sq. Miles		Reserves for Receivables	774,971.05
SCHOOL, COUNTY, SPECIAL DISTRICT TAXES	3,902,240.91	Net Valuation Taxable-Municipal	119,475,009	Surplus Dec. 31, 1984	803,545.95
RESERVE FOR UNCOLLECTED TAXES	251,869.04	Net Valuation Taxable-County	202,915,449	Total	2,137,526.99
EXPENDITURES TOTAL	5,931,894.65	State Equalized Valuation	225,827,600		
		State Equalization Ratio	52.83		

1706
 Population 1980 **1,847**
 Population 1984 **1,876**
 S & P Rating
 Moody Rating

General Tax Rate Per \$100. **4.14**
 State Equalized Tax Rate **2.32**

OLDMANS TOWNSHIP – SALEM COUNTY
Form of Government:
Township Committee
Number of Members on Governing Body – 3

PER CAPITA:
 Gross Debt **656.17**
 Net Debt **42.10**
 Debt Service **5.25**
 Total Tax Levy **623.50**
 Municipal Expenditures **274.94**
 PER CENT:
 Gross Debt **2.60**
 Net Debt **.17**
 Tax Levy Collected **84.65**
 Tax Levy Cancelled, Abated or Adjusted **1.42**

EXPENDITURES		REVENUES-REALIZED		1984 PROPERTY TAX	
GENERAL GOVERNMENT				STATE EQUALIZED TAX RATE	
Governing Body & Public Boards	4,100.00	1984 Property Taxes Collected	988,842.01	Local District School Taxes	1.56
Municipal Clerk	3,425.00	1984 Payments in Lieu of Taxes		Regional & Consolidated School Tax	
Financial Administration	16,425.00	Delinquent Tax & Lien Collections	157,555.68	School Taxes in Municipal Budget	
Assessment of Taxes	6,677.62	Business Personalty Replacement Taxes	42,073.60	County Taxes	.76
Collection of Taxes	6,800.00	Taxes from Public Utilities	149,752.00	County Library Taxes	
Planning, Housing & Development	6,005.92	Other Miscellaneous Tax Revenues		Local Municipal Purpose Taxes	
Human Resources		State Aid Revenues	14,460.34	Veteran & Senior Citizen Taxes	
Elections		Federal Aid Revenues		Total Taxes for Rate Computation	2.32
General Administration (other)	39,350.00	State and Local Fiscal Assistance Act Utilized	12,455.19	Special District Taxes	
JUDICIARY		Sale of Acquired Property		Bank Corp. Taxes	1,504.84
Municipal Courts	11,860.00	Other Miscellaneous Revenues	85,347.84	Added and Omitted Taxes	2,340.47
PUBLIC SAFETY		Total	1,450,486.66	Total Taxes Levied - ABSTRACT	1,169,689.64
Fire Protection	39,520.00	Prior Years Surplus Appropriated	167,816.92	Total Taxes Billed	1,168,184.80
Police Protection	35,492.00	REVENUES TOTAL	1,618,303.58	1984 TAXES COLLECTED	988,842.01
Civil Defense & Disaster Control	860.85	Reserve For Uncollected Taxes	180,315.98	1984 Taxes Cancelled, Abated or Adjusted	16,547.58
Environmental Inspection & Control	12,504.32	CAPITAL OUTLAY TOTAL	30,158.31	Transfer to Tax Title Liens or Foreclosed	1,166.37
Other Public Safety				Balance Outstanding Dec. 31, 1984	161,628.84
PUBLIC WORKS				PRIOR YEARS TAXES OUTSTANDING	
Streets and Drainage	52,643.60	Public Enterprises		Balance January 1, 1984	149,651.36
Sewers and Sewage Processing		Recreation—Culture		Collected in 1984	148,763.14
Garbage and Trash Disposal	41,586.31	Public Works	30,158.31	Cancelled, Abated or Adjusted 1984	
Public Buildings and Grounds	6,995.17	Buildings and Grounds		Transfers to Tax Title Liens or Foreclosed	613.20
Other Public Works		Library and Education		Balance December 31, 1984	275.02
HEALTH and WELFARE		Conservation		TAX TITLE LIENS OUTSTANDING	
Health Services Except Environmental	725.00	All Other		Balance January 1, 1984	10,201.56
Welfare-Public Assistance	3,100.00	CAPITAL DEBT AUTHORIZED, DECEMBER 31, 1984		Transfer From Taxes	1,955.86
Hospitals, Clinics, First Aid	2,500.00	ISSUED AND UNISSUED		Redeemed in 1984	8,792.54
Animal, Insect, & Rodent Control	2,595.00	School	1,152,000	Cancelled, Abated or Adjusted (1984)	
Other Welfare Services		Self-liquidating	24,970	Transfers to Foreclosed Property	
RECREATION and CONSERVATION		Other	54,000	Balance December 31, 1984	3,364.88
Beaches and Boardwalks		Total	1,230,970	PROPERTY ACQUIRED BY DEED OR FORECLOSURE	
Parks, Playgrounds, Shade Trees		ISSUED AND OUTSTANDING		Balance January 1, 1984	100.00
Land Reclamation & Conservation		School	1,152,000.00	Transfers From Taxes or Liens	
Other Recreational Services	2,000.00	Self-Liquidating	24,970.28	Sale for Cash (1984)	
EDUCATION (excluding schools)		Other	54,000.00	Cancelled, Abated or Adjusted (1984)	
Libraries		Total	1,230,970.28	Balance December 31, 1984	100.00
Other Educational Services		EQUALIZED VALUATION BASIS		CURRENT FINANCES DECEMBER 31, 1984	
STATUTORY EXPENDITURES		FOR NET DEBT COMPUTATION	47,406,092	ASSETS	
Pensions & F. I. C. A.	10,500.00	REAL PROPERTY VALUATIONS		Cash Dec. 31, 1984	261,762.64
Employee Fringe Benefits		Code Class # of Parcels % VAL'N		Taxes Receivable	161,903.86
Other Statutory Expenditures	1,000.00	1 Vacant Land 243 3.06	847,500.00	Tax Title Liens	3,364.88
CETA And Other Public Employment Programs		2 Residential 505 40.19	11,147,900.00	Foreclosed Property	100.00
MUNICIPAL FUNCTIONS TOTAL	306,665.79	3 Farm 376 14.32	3,972,600.00	Emergencies & Other Deferred Charges	10,874.65
CAPITAL IMPROVEMENTS *MEMO*	25,000.00	4a Commercial 44 27.77	7,703,500.00	State and Federal Aid Receivable	
DEBT SERVICE		4b Industrial 9 14.66	4,065,900.00	Other Receivables	1,792.64
Principal Payments	8,000.00	4c Apartments		Total	439,798.67
Interest Payments	1,840.00	Total	1177	LIABILITIES, RESERVES, AND SURPLUS	
DEFERRED CHARGES	18,967.08	Land Area 19.40 Sq. Miles		Cash Liabilities	71,398.12
SCHOOL, COUNTY, SPECIAL DISTRICT TAXES	1,165,844.33	Net Valuation Taxable-Municipal	28,195,630	Reserves for Receivables	167,161.38
RESERVE FOR UNCOLLECTED TAXES	180,315.98	Net Valuation Taxable-County	48,204,873	Surplus Dec. 31, 1984	201,239.17
EXPENDITURES TOTAL	1,681,633.18	State Equalized Valuation	49,920,141	Total	439,798.67
		State Equalization Ratio	56.08		

0244

Population 1980 8,658
 Population 1984 8,524
 S & P Rating
 Moody Rating A1

General Tax Rate Per \$100.

4.49

State Equalized Tax Rate

2.02

ORADELL BOROUGH – BERGEN COUNTY

Form of Government:

Borough Council

Number of Members on Governing Body – 6

PER CAPITA:

Gross Debt 253.07
 Net Debt 194.94
 Debt Service 54.81
 Total Tax Levy 1,057.31
 Municipal Expenditures 494.24

PER CENT:

Gross Debt .52
 Net Debt .40
 Tax Levy Collected 99.34
 Tax Levy Cancelled, Abated
 or Adjusted .08

EXPENDITURES		REVENUES-REALIZED		1984 PROPERTY TAX	
GENERAL GOVERNMENT		1984 Property Taxes Collected		STATE EQUALIZED TAX RATE	
Governing Body & Public Boards		1984 Payments in Lieu of Taxes	8,951,538.34	Local District School Taxes	.38
Municipal Clerk	15,500.00	Delinquent Tax & Lien Collections	56,496.00	Regional & Consolidated School Tax	.77
Financial Administration	13,885.00	Business Personalty Replacement Taxes	68,042.07	School Taxes in Municipal Budget	
Assessment of Taxes	51,030.00	Taxes from Public Utilities	64,817.24	County Taxes	.36
Collection of Taxes	6,275.00	Other Miscellaneous Tax Revenues	967,385.00	County Library Taxes	
Planning, Housing & Development	1,900.00	State Aid Revenues	67,169.24	Local Municipal Purpose Taxes	.50
Human Resources	298,345.00	Federal Aid Revenues	47,604.16	Veteran & Senior Citizen Taxes	
Elections	32,580.00	State and Local Fiscal Assistance Act Utilized	485,485.93	Total Taxes for Rate Computation	2.01
General Administration (other)	119,445.00	Sale of Acquired Property	10,708,537.98	Special District Taxes	
JUDICIARY	832,979.00	Other Miscellaneous Revenues	350,000.00	Bank Corp. Taxes	
Municipal Courts	3,875.00	Prior Years Surplus Appropriated	11,058,537.98	Added and Omitted Taxes	
PUBLIC SAFETY	40,810.00	REVENUES TOTAL	223,278.00	Total Taxes Levied - ABSTRACT	9,012,515.73
Fire Protection	223,000.00	Reserve For Uncollected Taxes	255,650.11	Total Taxes Billed	9,010,894.07
Police Protection	28,000.00	CAPITAL OUTLAY TOTAL		1984 TAXES COLLECTED	8,951,538.34
Civil Defense & Disaster Control	309,267.00	Public Enterprises	16,543.88	1984 Taxes Cancelled, Abated or Adjusted	6,887.66
Environmental Inspection & Control	430,100.00	Recreation—Culture	174,924.72	Transfer to Tax Title Liens or Foreclosed	264.01
Other Public Safety	22,000.00	Public Works	61,395.35	Balance Outstanding Dec. 31, 1984	52,203.16
PUBLIC WORKS	30,310.00	Buildings and Grounds	2,786.16	PRIOR YEARS TAXES OUTSTANDING	
Streets and Drainage	2,500.00	Library and Education		Balance January 1, 1984	68,055.38
Sewers and Sewage Processing		Conservation		Collected in 1984	68,042.07
Garbage and Trash Disposal		All Other		Cancelled, Abated or Adjusted 1984	8.40
Public Buildings and Grounds		CAPITAL DEBT AUTHORIZED, DECEMBER 31, 1984		Transfers to Tax Title Liens or Foreclosed	
Other Public Works		ISSUED AND UNISSUED		Balance December 31, 1984	4.91
HEALTH and WELFARE		School	450,043	TAX TITLE LIENS OUTSTANDING	
Health Services Except Environmental		Self-liquidating	1,707,152	Balance January 1, 1984	447.26
Welfare-Public Assistance		Other	2,157,195	Transfer From Taxes	264.91
Hospitals, Clinics, First Aid		Total	1,661,703	Redeemed in 1984	
Animal, Insect, & Rodent Control		ISSUED AND OUTSTANDING		Cancelled, Abated or Adjusted (1984)	
Other Welfare Services		School	450,043.17	Transfers to Foreclosed Property	
RECREATION and CONSERVATION		Self-Liquidating	1,332,946.00	Balance December 31, 1984	712.17
Beaches and Boardwalks		Other	1,782,989.17	PROPERTY ACQUIRED BY DEED OR	
Parks, Playgrounds, Shade Trees		Total		FORECLOSURE	
Land Reclamation & Conservation		EQUALIZED VALUATION BASIS		Balance January 1, 1984	30,523.00
Other Recreational Services		FOR NET DEBT COMPUTATION	414,000,123	Transfers From Taxes or Liens	
EDUCATION (excluding schools)		REAL PROPERTY VALUATIONS		Sale for Cash (1984)	
Libraries		Code Class # of Parcels % VAL'N		Cancelled, Abated or Adjusted (1984)	
Other Educational Services		1 Vacant Land 66 1.99	3,941,988.00	Balance December 31, 1984	30,523.00
STATUTORY EXPENDITURES		2 Residential 2594 81.95	162,564,300.00	CURRENT FINANCES DECEMBER 31, 1984	
Pensions & F. I. C. A.		3 Farm	29,653,300.00	ASSETS	
Employee Fringe Benefits		4a Commercial 88 14.95	111,000.00	Cash Dec. 31, 1984	3,498,586.88
Other Statutory Expenditures		4b Industrial 1 .06	2,109,200.00	Taxes Receivable	52,208.07
CETA And Other Public Employment Programs		4c Apartments 6 1.06	198,379,788.00	Tax Title Liens	712.17
MUNICIPAL FUNCTIONS TOTAL	3,469,769.36	Total 2755		Foreclosed Property	30,523.00
CAPITAL IMPROVEMENTS *MEMO*	10,000.00	Land Area 2.55 Sq. Miles		Emergencies & Other Deferred Charges	11,315.00
DEBT SERVICE		Net Valuation Taxable-Municipal	200,034,268	State and Federal Aid Receivable	233.57
Principal Payments	376,950.00	Net Valuation Taxable-County	418,515,641	Other Receivables	
Interest Payments	90,222.53	State Equalized Valuation	442,694,808	Total	3,593,578.69
DEFERRED CHARGES	52,670.69	State Equalization Ratio	44.98	LIABILITIES, RESERVES, AND SURPLUS	
SCHOOL, COUNTY, SPECIAL DISTRICT TAXES	6,718,964.95			Cash Liabilities	2,896,959.56
RESERVE FOR UNCOLLECTED TAXES	223,278.00			Reserves for Receivables	83,443.24
EXPENDITURES TOTAL	10,931,855.53			Surplus Dec. 31, 1984	613,175.89
				Total	3,593,578.69

0717
Population 1980 31,136
Population 1984 31,472
S & P Rating
Moody Rating A

General Tax Rate Per \$100. 11.68
State Equalized Tax Rate 5.39

CITY OF ORANGE - TWP. - ESSEX COUNTY
Form of Government:
Mayor-Council Plan D (OMCL 50)
Number of Members on Governing Body - 7

PER CAPITA:
Gross Debt 220.50
Net Debt 122.86
Debt Service 36.68
Total Tax Levy 449.65
Municipal Expenditures 583.08
PER CENT:
Gross Debt 2.93
Net Debt 1.63
Tax Levy Collected 91.12
Tax Levy Cancelled, Abated or Adjusted 1.49

EXPENDITURES		REVENUES-REALIZED		1984 PROPERTY TAX	
GENERAL GOVERNMENT				STATE EQUALIZED TAX RATE → 5.39	
Governing Body & Public Boards	198,533.00	1984 Property Taxes Collected	12,849,435.26	Local District School Taxes	3,948,700.00
Municipal Clerk	168,062.00	1984 Payments in Lieu of Taxes	477,443.48	Regional & Consolidated School Tax	
Financial Administration	62,597.00	Delinquent Tax & Lien Collections	780,468.82	School Taxes in Municipal Budget	131,220.00
Assessment of Taxes	56,300.00	Business Personalty Replacement Taxes	799,988.52	County Taxes	2,635,729.41
Collection of Taxes	129,252.00	Taxes from Public Utilities	2,009,843.00	County Library Taxes	
Planning, Housing & Development	104,890.00	Other Miscellaneous Tax Revenues		Local Municipal Purpose Taxes	7,369,599.71
Human Resources	1,358,837.00	State Aid Revenues	2,965,493.18	Veteran & Senior Citizen Taxes	116,150.00
Elections		Federal Aid Revenues		Total Taxes for Rate Computation	14,201,399.12
General Administration (other)	1,687,013.12	State and Local Fiscal Assistance Act Utilized	889,793.26	Special District Taxes	
JUDICIARY		Sale of Acquired Property	975.00	Bank Corp. Taxes	49,147.10
Municipal Courts	193,557.00	Other Miscellaneous Revenues	2,799,543.89	Added and Omitted Taxes	17,109.21
PUBLIC SAFETY		Total	23,572,984.41	Total Taxes Levied - ABSTRACT	14,151,505.43
Fire Protection	2,572,257.00	Prior Years Surplus Appropriated	390,000.00	Total Taxes Billed	14,102,358.33
Police Protection	2,585,469.26	REVENUES TOTAL	23,962,984.41	1984 TAXES COLLECTED	12,849,435.26
Civil Defense & Disaster Control	7,050.00	Reserve For Uncollected Taxes	1,339,000.00	1984 Taxes Cancelled, Abated or Adjusted	210,750.24
Environmental Inspection & Control	178,210.00	CAPITAL OUTLAY TOTAL	167,261.04	Transfer to Tax Title Liens or Foreclosed	354,617.28
Other Public Safety				Balance Outstanding Dec. 31, 1984	692,705.34
PUBLIC WORKS				PRIOR YEARS TAXES OUTSTANDING	
Streets and Drainage	1,282,806.00	Public Enterprises	14,031.40	Balance January 1, 1984	740,012.32
Sewers and Sewage Processing	1,296,608.32	Recreation—Culture		Collected in 1984	647,289.91
Garbage and Trash Disposal		Public Works	153,229.64	Cancelled, Abated or Adjusted 1984	3,133.90
Public Buildings and Grounds	348,739.00	Buildings and Grounds		Transfers to Tax Title Liens or Foreclosed	66,585.96
Other Public Works		Library and Education		Balance December 31, 1984	23,002.55
HEALTH and WELFARE		Conservation		TAX TITLE LIENS OUTSTANDING	
Health Services Except Environmental	428,920.72	All Other		Balance January 1, 1984	977,340.33
Welfare-Public Assistance	225,427.00	CAPITAL DEBT AUTHORIZED, DECEMBER 31, 1984		Transfer From Taxes	406,748.09
Hospitals, Clinics, First Aid		ISSUED AND UNISSUED	GROSS DEBT	Redeemed in 1984	133,178.91
Animal, Insect, & Rodent Control		School	2,445,000	Cancelled, Abated or Adjusted (1984)	5,365.96
Other Welfare Services		Self-liquidating	520,000	Transfers to Foreclosed Property	82,505.67
RECREATION and CONSERVATION		Other	3,974,568	Balance December 31, 1984	1,163,037.88
Beaches and Boardwalks		Total	6,939,568	PROPERTY ACQUIRED BY DEED OR FORECLOSURE	
Parks, Playgrounds, Shade Trees	14,100.00	ISSUED AND OUTSTANDING		Balance January 1, 1984	1,120,100.00
Land Reclamation & Conservation		School	2,445,000.00	Transfers From Taxes or Liens	
Other Recreational Services	192,893.00	Self-Liquidating	520,000.00	Sale for Cash (1984)	
EDUCATION (excluding schools)		Other	3,966,000.00	Cancelled, Abated or Adjusted (1984)	
Libraries	395,716.00	Total	6,931,000.00	Balance December 31, 1984	1,120,100.00
Other Educational Services		EQUALIZED VALUATION BASIS FOR NET DEBT COMPUTATION	237,167,824	CURRENT FINANCES DECEMBER 31, 1984	
STATUTORY EXPENDITURES		REAL PROPERTY VALUATIONS		ASSETS	
Pensions & F. I. C. A.	1,503,616.22	Code Class # of Parcels % VAL'N	ASSESSED VALUATION	Cash Dec. 31, 1984	2,135,236.67
Employee Fringe Benefits	678,405.00	1 Vacant Land 398 1.59	1,882,500.00	Taxes Receivable	715,707.89
Other Statutory Expenditures	25,000.00	2 Residential 3757 50.02	59,219,000.00	Tax Title Liens	1,163,037.88
CETA And Other Public Employment Programs		3 Farm		Foreclosed Property	1,120,100.00
MUNICIPAL FUNCTIONS TOTAL	15,694,258.64	4a Commercial 418 18.82	22,277,200.00	Emergencies & Other Deferred Charges	44,653.12
CAPITAL IMPROVEMENTS *MEMO*	5,000.00	4b Industrial 64 4.42	5,238,800.00	State and Federal Aid Receivable	71,305.86
DEBT SERVICE		4c Apartments 182 25.15	29,777,600.00	Other Receivables	958,816.75
Principal Payments	775,000.00	Total 4819	118,395,100.00	Total	6,208,858.17
Interest Payments	379,422.08	Land Area 2.20 Sq. Miles		LIABILITIES, RESERVES, AND SURPLUS	
TYPE I SCHL DEBT *MEMO*	467,118.00	Net Valuation Taxable-Municipal	120,623,900	Cash Liabilities	1,599,318.78
DEFERRED CHARGES	162,918.45	Net Valuation Taxable-County	242,863,258	Reserves for Receivables	3,957,662.52
SCHOOL, COUNTY, SPECIAL DISTRICT TAXES	6,715,649.41	State Equalized Valuation	258,778,001	Surplus Dec. 31, 1984	651,876.87
RESERVE FOR UNCOLLECTED TAXES	1,339,000.00	State Equalization Ratio	46.19	Total	6,208,858.17
EXPENDITURES TOTAL	25,066,248.58				

1984/3000

* ABOVE DEBT SERVICE INCLUDES TYPE I SCHOOL DEBT

2117

Population 1980 1,659
 Population 1984 1,649
 S & P Rating
 Moody Rating

General Tax Rate Per \$100.

3.83

State Equalized Tax Rate

2.75

OXFORD TOWNSHIP – WARREN COUNTY**Form of Government:****Township Committee****Number of Members on Governing Body – 3****PER CAPITA:**

Gross Debt 1,861.43
 Net Debt 27.29
 Debt Service 2.77
 Total Tax Levy 560.49
 Municipal Expenditures 327.57

PER CENT:

Gross Debt 10.02
 Net Debt .15
 Tax Levy Collected 88.44
 Tax Levy Cancelled, Abated or Adjusted .02

EXPENDITURES		REVENUES-REALIZED		1984 PROPERTY TAX	
GENERAL GOVERNMENT				STATE EQUALIZED TAX RATE →	
Governing Body & Public Boards	9,796.00	1984 Property Taxes Collected	813,491.17	Local District School Taxes 1.46	484,232.00
Municipal Clerk	8,085.00	1984 Payments in Lieu of Taxes		Regional & Consolidated School Tax	
Financial Administration	12,150.00	Delinquent Tax & Lien Collections	107,094.17	School Taxes in Municipal Budget	
Assessment of Taxes	5,705.00	Business Personalty Replacement Taxes	36,663.24	County Taxes .64 *	214,196.45
Collection of Taxes	7,200.00	Taxes from Public Utilities	67,178.00	County Library Taxes .03	10,667.46
Planning, Housing & Development	8,220.68	Other Miscellaneous Tax Revenues		Local Municipal Purpose Taxes .62	206,737.04
Human Resources		State Aid Revenues	12,842.40	Veteran & Senior Citizen Taxes	27,900.00
Elections	200.00	Federal Aid Revenues		Total Taxes for Rate Computation 2.75	943,732.95
General Administration (other)	36,230.10	State and Local Fiscal Assistance Act Utilized	13,405.72	Special District Taxes	
JUDICIARY		Sale of Acquired Property		Bank Corp. Taxes	4,595.39
Municipal Courts	9,250.00	Other Miscellaneous Revenues	144,096.46	Added and Omitted Taxes	3,818.56
PUBLIC SAFETY		Total	1,194,771.16	Total Taxes Levied - ABSTRACT	924,246.90
Fire Protection	6,000.00	Prior Years Surplus Appropriated	49,700.00	Total Taxes Billed	919,815.69
Police Protection	111,500.00	REVENUES TOTAL	1,244,471.16	1984 TAXES COLLECTED	813,491.17
Civil Defense & Disaster Control	500.00	Reserve For Uncollected Taxes	118,457.82	1984 Taxes Cancelled, Abated or Adjusted	141.71
Environmental Inspection & Control		CAPITAL OUTLAY TOTAL		Transfer to Tax Title Liens or Foreclosed	10,818.57
Other Public Safety				Balance Outstanding Dec. 31, 1984	95,364.24
PUBLIC WORKS				PRIOR YEARS TAXES OUTSTANDING	
Streets and Drainage	108,770.52	Public Enterprises		Balance January 1, 1984	102,984.00
Sewers and Sewage Processing		Recreation—Culture		Collected in 1984	97,670.29
Garbage and Trash Disposal	17,750.00	Public Works		Cancelled, Abated or Adjusted 1984	
Public Buildings and Grounds	7,100.00	Buildings and Grounds		Transfers to Tax Title Liens or Foreclosed	5,313.71
Other Public Works		Library and Education		Balance December 31, 1984	
HEALTH and WELFARE		Conservation		TAX TITLE LIENS OUTSTANDING	
Health Services Except Environmental	150.00	All Other		Balance January 1, 1984	39,834.29
Welfare-Public Assistance	1,200.00	CAPITAL DEBT AUTHORIZED, DECEMBER 31, 1984		Transfer From Taxes	17,372.46
Hospitals, Clinics, First Aid		ISSUED AND UNISSUED GROSS DEBT		Redeemed in 1984	9,423.88
Animal, Insect, & Rodent Control	500.00	School 45,000		Cancelled, Abated or Adjusted (1984)	
Other Welfare Services		Self-liquidating 2,979,491		Transfers to Foreclosed Property	
RECREATION and CONSERVATION		Other 45,000	45,000	Balance December 31, 1984	47,782.87
Beaches and Boardwalks		Total 3,069,491	45,000	PROPERTY ACQUIRED BY DEED OR FORECLOSURE	
Parks, Playgrounds, Shade Trees	12,800.00	ISSUED AND OUTSTANDING		Balance January 1, 1984	93,000.00
Land Reclamation & Conservation		School 45,000.00		Transfers From Taxes or Liens	
Other Recreational Services	8,400.00	Self-liquidating 1,091,491.05		Sale for Cash (1984)	
EDUCATION (excluding schools)		Other 45,000.00	45,000.00	Cancelled, Abated or Adjusted (1984)	
Libraries	4,500.00	Total 1,181,491.05		Balance December 31, 1984	93,000.00
Other Educational Services		EQUALIZED VALUATION BASIS		CURRENT FINANCES DECEMBER 31, 1984	
STATUTORY EXPENDITURES		FOR NET DEBT COMPUTATION	30,626,563	ASSETS	
Pensions & F. I. C. A.	23,631.27	REAL PROPERTY VALUATIONS		Cash Dec. 31, 1984	512,215.23
Employee Fringe Benefits	15,000.00	Code Class # of Parcels % VAL'N		Taxes Receivable	95,364.24
Other Statutory Expenditures	2,500.00	1 Vacant Land 205 6.42	1,513,000.00	Tax Title Liens	47,782.87
CETA And Other Public Employment Programs		2 Residential 509 72.53	17,097,900.00	Foreclosed Property	93,000.00
MUNICIPAL FUNCTIONS TOTAL	417,138.57	3 Farm 57 4.74	1,117,665.00	Emergencies & Other Deferred Charges	855.05
CAPITAL IMPROVEMENTS *MEMO*	15,000.00	4a Commercial 26 5.44	1,281,500.00	State and Federal Aid Receivable	318.38
DEBT SERVICE		4b Industrial 15 10.11	2,382,525.00	Other Receivables	15,444.03
Principal Payments	3,000.00	4c Apartments 3 .77	181,300.00	Total	764,979.80
Interest Payments	1,562.88	Total 815	23,573,890.00	LIABILITIES, RESERVES, AND SURPLUS	
DEFERRED CHARGES		Land Area 5.70 Sq. Miles		Cash Liabilities	315,579.42
SCHOOL, COUNTY, SPECIAL DISTRICT TAXES	709,095.91	Net Valuation Taxable-Municipal	23,916,371	Reserves for Receivables	251,591.14
RESERVE FOR UNCOLLECTED TAXES	118,457.82	Net Valuation Taxable-County	31,860,477	Surplus Dec. 31, 1984	197,809.24
EXPENDITURES TOTAL	1,249,255.18	State Equalized Valuation	33,143,218	Total	764,979.80
		State Equalization Ratio	71.87		

1984/3000

*Includes County Health Service Taxes or County Vocational School Taxes. See Table 13.

2118

Population 1980
Population 1984
S & P Rating
Moody Rating

26
26

General Tax Rate Per \$100.

State Equalized Tax Rate
5.00
.67

PAHAQUARRY TOWNSHIP – WARREN CO.

Form of Government:

Township Committee

Number of Members on Governing Body – 3

PER CAPITA:

Gross Debt
Net Debt
Debt Service
Total Tax Levy
Municipal Expenditures

160.52
2,326.31

PER CENT:

Gross Debt
Net Debt
Tax Levy Collected
Tax Levy Cancelled, Abated
or Adjusted

100.00

EXPENDITURES		REVENUES-REALIZED		1984 PROPERTY TAX	
GENERAL GOVERNMENT				STATE EQUALIZED TAX RATE	
Governing Body & Public Boards		1984 Property Taxes Collected	4,174.80	Local District School Taxes	
Municipal Clerk		1984 Payments in Lieu of Taxes		Regional & Consolidated School Tax	
Financial Administration	2,975.00	Delinquent Tax & Lien Collections		School Taxes in Municipal Budget	
Assessment of Taxes	400.00	Business Personalty Replacement Taxes	449.88	County Taxes	.63 *
Collection of Taxes	400.00	Taxes from Public Utilities	18,241.00	County Library Taxes	.03
Planning, Housing & Development		Other Miscellaneous Tax Revenues		Local Municipal Purpose Taxes	
Human Resources		State Aid Revenues		Veteran & Senior Citizen Taxes	
Elections		Federal Aid Revenues	194.00	Total Taxes for Rate Computation	.66
General Administration (other)	5,750.00	State and Local Fiscal Assistance Act Utilized		Special District Taxes	
JUDICIARY		Sale of Acquired Property	6,633.14	Bank Corp. Taxes	
Municipal Courts		Other Miscellaneous Revenues	29,682.82	Added and Omitted Taxes	
PUBLIC SAFETY				Total Taxes Levied - ABSTRACT	4,173.46
Fire Protection	100.00	Prior Years Surplus Appropriated	41,450.12	Total Taxes Billed	4,174.80
Police Protection	50.00	REVENUES	71,132.94	1984 TAXES COLLECTED	4,174.80
Civil Defense & Disaster Control		Reserve For Uncollected Taxes		1984 Taxes Cancelled, Abated or Adjusted	
Environmental Inspection & Control				Transfer to Tax Title Liens or Foreclosed	
Other Public Safety				Balance Outstanding Dec. 31, 1984	
PUBLIC WORKS		CAPITAL OUTLAY		PRIOR YEARS TAXES OUTSTANDING -	
Streets and Drainage	50,184.00	Public Enterprises		Balance January 1, 1984	613.32
Sewers and Sewage Processing		Recreation—Culture		Collected in 1984	
Garbage and Trash Disposal		Public Works		Cancelled, Abated or Adjusted 1984	
Public Buildings and Grounds		Buildings and Grounds		Transfers to Tax Title Liens or Foreclosed	
Other Public Works		Library and Education		Balance December 31, 1984	613.32
HEALTH and WELFARE		Conservation		TAX TITLE LIENS OUTSTANDING	
Health Services Except Environmental		All Other		Balance January 1, 1984	
Welfare-Public Assistance				Transfer From Taxes	
Hospitals, Clinics, First Aid	25.00			Redeemed in 1984	
Animal, Insect, & Rodent Control		CAPITAL DEBT AUTHORIZED, DECEMBER 31, 1984		Cancelled, Abated or Adjusted (1984)	
Other Welfare Services		ISSUED AND UNISSUED		Transfers to Foreclosed Property	
RECREATION and CONSERVATION		School		Balance December 31, 1984	
Beaches and Boardwalks		Self-liquidating		PROPERTY ACQUIRED BY DEED OR	
Parks, Playgrounds, Shade Trees		Other		FORECLOSURE	
Land Reclamation & Conservation		Total		Balance January 1, 1984	
Other Recreational Services				Transfers From Taxes or Liens	
EDUCATION (excluding schools)		ISSUED AND OUTSTANDING		Sale for Cash (1984)	
Libraries		School		Cancelled, Abated or Adjusted (1984)	
Other Educational Services		Self-Liquidating		Balance December 31, 1984	
STATUTORY EXPENDITURES		Other		CURRENT FINANCES DECEMBER 31, 1984	
Pensions & F. I. C. A.	500.00	Total		ASSETS	
Employee Fringe Benefits		EQUALIZED VALUATION BASIS		Cash Dec. 31, 1984	69,064.37
Other Statutory Expenditures	100.00	FOR NET DEBT COMPUTATION	509,752	Taxes Receivable	613.32
CETA And Other Public Employment Programs		REAL PROPERTY VALUATIONS		Tax Title Liens	
MUNICIPAL FUNCTIONS		Code Class # of Parcels % VAL'N		Foreclosed Property	
CAPITAL IMPROVEMENTS	*MEMO*	1 Vacant Land 2	67,950.00	Emergencies & Other Deferred Charges	
DEBT SERVICE		2 Residential		State and Federal Aid Receivable	
Principal Payments		3 Farm		Other Receivables	
Interest Payments		4a Commercial		Total	69,677.69
DEFERRED CHARGES		4b Industrial		LIABILITIES, RESERVES, AND SURPLUS	
SCHOOL, COUNTY, SPECIAL DISTRICT TAXES	4,173.46	4c Apartments		Cash Liabilities	22,948.04
RESERVE FOR UNCOLLECTED TAXES		Total 2	67,950.00	Reserves for Receivables	613.32
EXPENDITURES		Land Area 19.95 Sq. Miles		Surplus Dec. 31, 1984	46,116.33
TOTAL	64,657.46	Net Valuation Taxable-Municipal	83,496	Total	69,677.69
		Net Valuation Taxable-County	595,613		
		State Equalized Valuation	525,298		
		State Equalization Ratio	13.33		

1984/3000

▽

*Includes County Health Service Taxes or County Vocational School Taxes. See Table 13.

0245
Population 1980 13,732
Population 1984 13,682
S & P Rating
Moody Rating A

General Tax Rate Per \$100. 2.67
State Equalized Tax Rate 2.14

PALISADES PARK BOROUGH – BERGEN CO.
Form of Government:
Borough Council
Number of Members on Governing Body – 6

PER CAPITA:
Gross Debt 330.55
Net Debt 214.42
Debt Service 18.22
Total Tax Levy 630.78
Municipal Expenditures 325.43

PER CENT:
Gross Debt 1.22
Net Debt .79
Tax Levy Collected 97.34
Tax Levy Cancelled, Abated or Adjusted .43

EXPENDITURES		REVENUES-REALIZED		1984 PROPERTY TAX	
GENERAL GOVERNMENT				STATE EQUALIZED TAX RATE	
Governing Body & Public Boards	1,000.00	1984 Property Taxes Collected		Local District School Taxes	1.11
Municipal Clerk		1984 Payments in Lieu of Taxes		Regional & Consolidated School Tax	
Financial Administration	22,500.00	Delinquent Tax & Lien Collections		School Taxes in Municipal Budget	
Assessment of Taxes	7,970.00	Business Personalty Replacement Taxes		County Taxes	.36
Collection of Taxes	32,162.00	Taxes from Public Utilities		County Library Taxes	
Planning, Housing & Development	9,400.00	Other Miscellaneous Tax Revenues		Local Municipal Purpose Taxes	.67
Human Resources	6,000.00	State Aid Revenues		Veteran & Senior Citizen Taxes	
Elections		Federal Aid Revenues		Total Taxes for Rate Computation	2.14
General Administration (other)	512,039.00	State and Local Fiscal Assistance Act Utilized		Special District Taxes	
JUDICIARY		Sale of Acquired Property		Bank Corp. Taxes	5,436.41
Municipal Courts	52,819.53	Other Miscellaneous Revenues		Added and Omitted Taxes	26,223.79
PUBLIC SAFETY		Total		Total Taxes Levied - ABSTRACT	8,630,366.14
Fire Protection	132,540.25	Prior Years Surplus Appropriated		Total Taxes Billed	8,624,943.11
Police Protection	1,061,389.14	REVENUES TOTAL		1984 TAXES COLLECTED	8,395,535.31
Civil Defense & Disaster Control	2,500.00	Reserve For Uncollected Taxes		1984 Taxes Cancelled, Abated or Adjusted	37,370.20
Environmental Inspection & Control	37,994.96	CAPITAL OUTLAY TOTAL		Transfer to Tax Title Liens or Foreclosed	15,533.28
Other Public Safety				Balance Outstanding Dec. 31, 1984	176,504.32
PUBLIC WORKS				PRIOR YEARS TAXES OUTSTANDING	
Streets and Drainage	414,073.91	Public Enterprises		Balance January 1, 1984	204,441.76
Sewers and Sewage Processing	398,900.00	Recreation—Culture		Collected in 1984	171,176.88
Garbage and Trash Disposal	316,000.00	Public Works		Cancelled, Abated or Adjusted 1984	
Public Buildings and Grounds	49,708.00	Buildings and Grounds		Transfers to Tax Title Liens or Foreclosed	5,726.38
Other Public Works	51,000.00	Library and Education		Balance December 31, 1984	27,538.50
HEALTH and WELFARE		Conservation		TAX TITLE LIENS OUTSTANDING	
Health Services Except Environmental	60,427.00	All Other		Balance January 1, 1984	7,776.21
Welfare-Public Assistance	26,039.50	CAPITAL DEBT AUTHORIZED, DECEMBER 31, 1984		Transfer From Taxes	22,108.18
Hospitals, Clinics, First Aid		ISSUED AND UNISSUED		Redeemed in 1984	659.61
Animal, Insect, & Rodent Control		GROSS DEBT		Cancelled, Abated or Adjusted (1984)	
Other Welfare Services		NET DEBT		Transfers to Foreclosed Property	
RECREATION and CONSERVATION				Balance December 31, 1984	29,224.78
Beaches and Boardwalks		SCHOOL		PROPERTY ACQUIRED BY DEED OR FORECLOSURE	
Parks, Playgrounds, Shade Trees	2,000.00	Self-Liquidating		Balance January 1, 1984	16,947.50
Land Reclamation & Conservation	1,500.00	Other		Transfers From Taxes or Liens	
Other Recreational Services	64,295.00	Total		Sale for Cash (1984)	
EDUCATION (excluding schools)				Cancelled, Abated or Adjusted (1984)	
Libraries	104,652.52	ISSUED AND OUTSTANDING		Balance December 31, 1984	16,947.50
Other Educational Services		SCHOOL		CURRENT FINANCES DECEMBER 31, 1984	
STATUTORY EXPENDITURES		Total		ASSETS	
Pensions & F. I. C. A.	263,444.42	EQUALIZED VALUATION BASIS		Cash Dec. 31, 1984	1,031,391.04
Employee Fringe Benefits	127,000.00	FOR NET DEBT COMPUTATION		Taxes Receivable	204,042.82
Other Statutory Expenditures	10,000.00	REAL PROPERTY VALUATIONS		Tax Title Liens	29,224.70
CETA And Other Public Employment Programs		Code Class # of Parcels % VAL'N		Foreclosed Property	16,947.50
MUNICIPAL FUNCTIONS				Emergencies & Other Deferred Charges	80,814.62
CAPITAL IMPROVEMENTS *MEMO*	500.00	1 Vacant Land 132 1.35		State and Federal Aid Receivable	6,866.54
DEBT SERVICE		2 Residential 2418 69.05		Other Receivables	20,354.44
Principal Payments	149,659.00	3 Farm		Total	1,389,641.74
Interest Payments	99,599.60	4a Commercial 201 10.65		LIABILITIES, RESERVES, AND SURPLUS	
DEFERRED CHARGES		4b Industrial 59 8.10		Cash Liabilities	424,636.40
SCHOOL, COUNTY, SPECIAL DISTRICT TAXES	135,931.93	4c Apartments 80 10.86		Reserves for Receivables	270,569.54
RESERVE FOR UNCOLLECTED TAXES	5,903,641.10	Total 2890		Surplus Dec. 31, 1984	694,435.80
EXPENDITURES TOTAL	10,356,186.91	Land Area 1.30 Sq. Miles		Total	1,389,641.74
		Net Valuation Taxable-Municipal			
		Net Valuation Taxable-County			
		State Equalized Valuation			
		State Equalization Ratio			

0327
 Population 1980 **7,085**
 Population 1984 **7,271**
 S & P Rating
 Moody Rating

General Tax Rate Per \$100.
4.57
 State Equalized Tax Rate
2.48

PALMYRA BOROUGH – BURLINGTON CO.
Form of Government:
Borough Council
Number of Members on Governing Body – 6

PER CAPITA:
 Gross Debt **52.71**
 Net Debt **47.49**
 Debt Service
 Total Tax Levy **484.26**
 Municipal Expenditures **251.40**
 PER CENT:
 Gross Debt **.29**
 Net Debt **.26**
 Tax Levy Collected **95.98**
 Tax Levy Cancelled, Abated or Adjusted **.14**

EXPENDITURES		REVENUES-REALIZED		1984 PROPERTY TAX	
GENERAL GOVERNMENT				STATE EQUALIZED TAX RATE	
Governing Body & Public Boards	11,800.00	1984 Property Taxes Collected		Local District School Taxes	1.36
Municipal Clerk		1984 Payments in Lieu of Taxes		Regional & Consolidated School Tax	
Financial Administration	11,000.00	Delinquent Tax & Lien Collections		School Taxes in Municipal Budget	
Assessment of Taxes	81,170.00	Business Personalty Replacement Taxes		County Taxes	.57
Collection of Taxes	7,000.00	Taxes from Public Utilities		County Library Taxes	.03
Planning, Housing & Development	4,328.00	Other Miscellaneous Tax Revenues		Local Municipal Purpose Taxes	.51
Human Resources		State Aid Revenues		Veteran & Senior Citizen Taxes	
Elections		Federal Aid Revenues		Total Taxes for Rate Computation	2.47
General Administration (other)	274,070.00	State and Local Fiscal Assistance Act Utilized		Special District Taxes	
JUDICIARY		Sale of Acquired Property		Bank Corp. Taxes	4,334.24
Municipal Courts	32,992.00	Other Miscellaneous Revenues		Added and Omitted Taxes	2,260.52
PUBLIC SAFETY		Total		Total Taxes Levied - ABSTRACT	3,521,036.80
Fire Protection	55,165.00	Prior Years Surplus Appropriated		Total Taxes Billed	3,519,443.43
Police Protection	444,540.00	REVENUES		1984 TAXES COLLECTED	3,377,992.43
Civil Defense & Disaster Control	1,300.00	Reserve For Uncollected Taxes		1984 Taxes Cancelled, Abated or Adjusted	4,751.78
Environmental Inspection & Control	11,380.00	TOTAL		Transfer to Tax Title Liens or Foreclosed	14,564.24
Other Public Safety		CAPITAL OUTLAY		Balance Outstanding Dec. 31, 1984	122,134.98
PUBLIC WORKS		TOTAL		PRIOR YEARS TAXES OUTSTANDING	
Streets and Drainage	207,375.00	Public Enterprises		Balance January 1, 1984	109,537.50
Sewers and Sewage Processing		Recreation—Culture		Collected in 1984	102,272.84
Garbage and Trash Disposal	223,129.79	Public Works		Cancelled, Abated or Adjusted 1984	
Public Buildings and Grounds	34,296.00	Buildings and Grounds		Transfers to Tax Title Liens or Foreclosed	7,264.66
Other Public Works	15,200.00	Library and Education		Balance December 31, 1984	
HEALTH and WELFARE		Conservation		TAX TITLE LIENS OUTSTANDING	
Health Services Except Environmental	990.00	All Other		Balance January 1, 1984	16,829.48
Welfare-Public Assistance	3,500.00	CAPITAL DEBT AUTHORIZED, DECEMBER 31, 1984		Transfer From Taxes	22,934.85
Hospitals, Clinics, First Aid		ISSUED AND UNISSUED		Redeemed in 1984	3,148.61
Animal, Insect, & Rodent Control		GROSS DEBT		Cancelled, Abated or Adjusted (1984)	127.44
Other Welfare Services		NET DEBT		Transfers to Foreclosed Property	3,380.05
RECREATION and CONSERVATION		Total		Balance December 31, 1984	33,108.23
Beaches and Boardwalks		ISSUED AND OUTSTANDING		PROPERTY ACQUIRED BY DEED OR FORECLOSURE	
Parks, Playgrounds, Shade Trees	19,350.00	School		Balance January 1, 1984	40,211.88
Land Reclamation & Conservation		Self-Liquidating		Transfers From Taxes or Liens	3,380.05
Other Recreational Services	9,900.00	Other		Sale for Cash (1984)	20,641.93
EDUCATION (excluding schools)		Total		Cancelled, Abated or Adjusted (1984)	
Libraries	1,600.00	EQUALIZED VALUATION BASIS		Balance December 31, 1984	22,950.00
Other Educational Services		FOR NET DEBT COMPUTATION		CURRENT FINANCES DECEMBER 31, 1984	
STATUTORY EXPENDITURES		REAL PROPERTY VALUATIONS		ASSETS	
Pensions & F. I. C. A.	102,500.00	Code Class # of Parcels % VAL'N		Cash Dec. 31, 1984	1,572,652.02
Employee Fringe Benefits	58,200.00	1 Vacant Land 183 2.32		Taxes Receivable	122,134.98
Other Statutory Expenditures	15,000.00	2 Residential 2353 79.75		Tax Title Liens	33,108.23
CETA And Other Public Employment Programs		3 Farm		Foreclosed Property	22,950.00
MUNICIPAL FUNCTIONS		4a Commercial 105 8.00		Emergencies & Other Deferred Charges	72,900.00
CAPITAL IMPROVEMENTS		4b Industrial 27 4.23		State and Federal Aid Receivable	
DEBT SERVICE		4c Apartments 86 5.70		Other Receivables	15,938.71
Principal Payments		Total 2754		Total	1,839,683.94
Interest Payments		Land Area 1.92 Sq. Miles		LIABILITIES, RESERVES, AND SURPLUS	
DEFERRED CHARGES		Net Valuation Taxable-Municipal		Cash Liabilities	1,075,974.04
SCHOOL, COUNTY, SPECIAL DISTRICT TAXES	50,483.43	Net Valuation Taxable-County		Reserves for Receivables	194,131.92
RESERVE FOR UNCOLLECTED TAXES	2,783,773.52	State Equalized Valuation		Surplus Dec. 31, 1984	569,577.98
EXPENDITURES		State Equalization Ratio		Total	1,839,683.94
TOTAL	4,611,722.83				

0246
 Population 1980 26,474
 Population 1984 26,370
 S & P Rating AA
 Moody Rating AA
 General Tax Rate Per \$100. 3.14
 State Equalized Tax Rate 1.66

PARAMUS BOROUGH - BERGEN COUNTY
Form of Government:
Borough Council
Number of Members on Governing Body - 6

PER CAPITA:
 Gross Debt 765.64
 Net Debt 388.15
 Debt Service 22.97
 Total Tax Levy 1,060.46
 Municipal Expenditures 509.87
 PER CENT:
 Gross Debt 1.31
 Net Debt .66
 Tax Levy Collected 98.32
 Tax Levy Cancelled, Abated or Adjusted .23

EXPENDITURES		REVENUES-REALIZED		1984 PROPERTY TAX	
GENERAL GOVERNMENT				STATE EQUALIZED TAX RATE →	
Governing Body & Public Boards	34,000.00	1984 Property Taxes Collected	27,431,658.41	Local District School Taxes .97	16,239,973.00
Municipal Clerk	82,000.00	1984 Payments in Lieu of Taxes	443,491.13	Regional & Consolidated School Tax	
Financial Administration	50,750.00	Delinquent Tax & Lien Collections	1,237,719.44	School Taxes in Municipal Budget	
Assessment of Taxes	577,425.00	Business Personalty Replacement Taxes	2,701,430.00	County Taxes .38	6,254,564.90
Collection of Taxes	146,500.00	Taxes from Public Utilities		County Library Taxes	
Planning, Housing & Development	56,135.00	Other Miscellaneous Tax Revenues	206,359.61	Local Municipal Purpose Taxes .31	5,122,543.78
Human Resources		State Aid Revenues		Veteran & Senior Citizen Taxes	253,200.00
Elections		Federal Aid Revenues	213,212.67	Total Taxes for Rate Computation 1.66	27,870,281.68
General Administration (other)	824,628.14	State and Local Fiscal Assistance Act Utilized		Special District Taxes	
JUDICIARY		Sale of Acquired Property		Bank Corp. Taxes	116,614.15
Municipal Courts	96,300.00	Other Miscellaneous Revenues	1,395,202.07	Added and Omitted Taxes	230,708.53
PUBLIC SAFETY		Total	33,629,073.33	Total Taxes Levied - ABSTRACT	27,964,404.36
Fire Protection	510,700.00	Prior Years Surplus Appropriated	1,900,000.00	Total Taxes Billed	27,900,742.79
Police Protection	4,075,997.67	REVENUES TOTAL	35,529,073.33	1984 TAXES COLLECTED	27,431,658.41
Civil Defense & Disaster Control	43,440.00	Reserve For Uncollected Taxes	1,234,212.14	1984 Taxes Cancelled, Abated or Adjusted	64,885.74
Environmental Inspection & Control	181,525.00	CAPITAL OUTLAY TOTAL	1,349,726.19	Transfer to Tax Title Liens or Foreclosed	
Other Public Safety				Balance Outstanding Dec. 31, 1984	404,198.64
PUBLIC WORKS				PRIOR YEARS TAXES OUTSTANDING	
Streets and Drainage	651,000.00	Public Enterprises	14,413.81	Balance January 1, 1984	589,739.73
Sewers and Sewage Processing		Recreation—Culture		Collected in 1984	443,491.13
Garbage and Trash Disposal	701,700.00	Public Works	443,136.62	Cancelled, Abated or Adjusted 1984	1,514.81
Public Buildings and Grounds	136,300.00	Buildings and Grounds	858,677.00	Transfers to Tax Title Liens or Foreclosed	
Other Public Works	512,000.00	Library and Education	33,498.76	Balance December 31, 1984	144,733.79
HEALTH and WELFARE		Conservation		TAX TITLE LIENS OUTSTANDING	
Health Services Except Environmental	211,450.00	All Other		Balance January 1, 1984	13,341.19
Welfare-Public Assistance	53,300.00	CAPITAL DEBT AUTHORIZED, DECEMBER 31, 1984		Transfer From Taxes	
Hospitals, Clinics, First Aid	2,000.00	ISSUED AND UNISSUED		Redeemed in 1984	
Animal, Insect, & Rodent Control	38,865.00	School	2,972,000	Cancelled, Abated or Adjusted (1984)	13,341.19
Other Welfare Services		Self-liquidating	7,182,000	Transfers to Foreclosed Property	
RECREATION and CONSERVATION		Other	10,036,000	Balance December 31, 1984	
Beaches and Boardwalks		Total	20,190,000	PROPERTY ACQUIRED BY DEED OR FORECLOSURE	
Parks, Playgrounds, Shade Trees	526,020.00	ISSUED AND OUTSTANDING		Balance January 1, 1984	23,978.00
Land Reclamation & Conservation	700.00	School	2,972,000.00	Transfers From Taxes or Liens	
Other Recreational Services	30,860.00	Self-liquidating	7,007,000.00	Sale for Cash (1984)	
EDUCATION (excluding schools)		Other	10,036,000.00	Cancelled, Abated or Adjusted (1984)	
Libraries	515,000.00	Total	20,015,000.00	Balance December 31, 1984	23,978.00
Other Educational Services		EQUALIZED VALUATION BASIS		CURRENT FINANCES DECEMBER 31, 1984	
STATUTORY EXPENDITURES		FOR NET DEBT COMPUTATION	1,543,885.169	ASSETS	
Pensions & F. I. C. A.	942,099.00	REAL PROPERTY VALUATIONS		Cash Dec. 31, 1984	2,680,287.22
Employee Fringe Benefits	375,000.00	Code Class # of Parcels % VAL'N		Taxes Receivable	548,932.43
Other Statutory Expenditures		1 Vacant Land 292 2.23	19,462,800.00	Tax Title Liens	
CETA And Other Public Employment Programs		2 Residential 7366 50.24	439,136,800.00	Foreclosed Property	23,978.00
MUNICIPAL FUNCTIONS TOTAL	11,385,694.81	3 Farm 13 .03	291,700.00	Emergencies & Other Deferred Charges	610,000.00
CAPITAL IMPROVEMENTS *MEMO*	65,000.00	4a Commercial 405 40.70	355,778,000.00	State and Federal Aid Receivable	
DEBT SERVICE		4b Industrial 48 6.80	59,414,800.00	Other Receivables	202,076.34
Principal Payments	219,210.00	4c Apartments		Total	4,065,273.99
Interest Payments	386,547.92	Total 8124	874,084,100.00	LIABILITIES, RESERVES, AND SURPLUS	
DEFERRED CHARGES	219,627.00	Land Area 10.35 Sq. Miles		Cash Liabilities	1,603,628.71
SCHOOL, COUNTY, SPECIAL DISTRICT TAXES	22,494,537.90	Net Valuation Taxable-Municipal	881,211,282	Reserves for Receivables	774,986.77
RESERVE FOR UNCOLLECTED TAXES	1,234,212.14	Net Valuation Taxable-County	1,656,492,626	Surplus Dec. 31, 1984	1,686,658.51
EXPENDITURES TOTAL	35,939,829.77	State Equalized Valuation	1,660,397,657	Total	4,065,273.99
		State Equalization Ratio	52.87		

0247
Population 1980 8,515
Population 1984 8,362
S & P Rating
Moody Rating A

General Tax Rate Per \$100. 3.93
State Equalized Tax Rate 2.47

PARK RIDGE BOROUGH – BERGEN COUNTY
Form of Government:
Borough Council
Number of Members on Governing Body – 6

PER CAPITA:
Gross Debt 1,084.88
Net Debt 821.13
Debt Service 63.83
Total Tax Levy 980.19
Municipal Expenditures 430.60
PER CENT:
Gross Debt 3.03
Net Debt 2.29
Tax Levy Collected 98.38
Tax Levy Cancelled, Abated or Adjusted .37

EXPENDITURES		REVENUES-REALIZED		1984 PROPERTY TAX	
GENERAL GOVERNMENT				STATE EQUALIZED TAX RATE	
Governing Body & Public Boards	26,975.00	1984 Property Taxes Collected	8,055,946.59	Local District School Taxes 1.49	4,919,190.00
Municipal Clerk		1984 Payments in Lieu of Taxes	350,000.00	Regional & Consolidated School Tax	
Financial Administration	6,500.00	Delinquent Tax & Lien Collections	181,251.06	School Taxes in Municipal Budget	
Assessment of Taxes	13,836.00	Business Personalty Replacement Taxes	84,358.96	County Taxes	1,121,489.31
Collection of Taxes	60,434.00	Taxes from Public Utilities	285,514.00	County Library Taxes	
Planning, Housing & Development	28,236.00	Other Miscellaneous Tax Revenues		Local Municipal Purpose Taxes	2,105,595.98
Human Resources		State Aid Revenues	82,199.14	Veteran & Senior Citizen Taxes	71,600.00
Elections		Federal Aid Revenues		Total Taxes for Rate Computation	8,217,875.29
General Administration (other)	292,049.18	State and Local Fiscal Assistance Act Utilized	79,926.07	Special District Taxes	
JUDICIARY		Sale of Acquired Property		Bank Corp. Taxes	13,714.92
Municipal Courts	17,500.00	Other Miscellaneous Revenues	324,193.41	Added and Omitted Taxes	36,356.11
PUBLIC SAFETY		Total	9,443,389.23	Total Taxes Levied - ABSTRACT	8,196,346.32
Fire Protection	73,465.00	Prior Years Surplus Appropriated	193,000.00	Total Taxes Billed	8,188,948.97
Police Protection	909,045.00	REVENUES TOTAL	9,636,389.23	1984 TAXES COLLECTED	8,055,946.59
Civil Defense & Disaster Control	750.00	Reserve For Uncollected Taxes	176,359.90	1984 Taxes Cancelled, Abated or Adjusted	30,377.54
Environmental Inspection & Control	24,932.00	CAPITAL OUTLAY TOTAL	334,528.74	Transfer to Tax Title Liens or Foreclosed	2,853.18
Other Public Safety		Public Enterprises	137,227.34	Balance Outstanding Dec. 31, 1984	99,771.66
PUBLIC WORKS		Recreation—Culture		PRIOR YEARS TAXES OUTSTANDING	
Streets and Drainage	292,525.00	Public Works	82,520.75	Balance January 1, 1984	231,721.84
Sewers and Sewage Processing	176,414.00	Buildings and Grounds	114,780.65	Collected in 1984	160,297.83
Garbage and Trash Disposal	406,740.07	Library and Education		Cancelled, Abated or Adjusted 1984	71,424.01
Public Buildings and Grounds	47,394.00	Conservation		Transfers to Tax Title Liens or Foreclosed	
Other Public Works	70,600.00	All Other		Balance December 31, 1984	
HEALTH and WELFARE				TAX TITLE LIENS OUTSTANDING	
Health Services Except Environmental	38,310.00			Balance January 1, 1984	40,263.03
Welfare-Public Assistance	750.00			Transfer From Taxes	2,853.18
Hospitals, Clinics, First Aid				Redeemed in 1984	20,953.23
Animal, Insect, & Rodent Control				Cancelled, Abated or Adjusted (1984)	
Other Welfare Services	250.00			Transfers to Foreclosed Property	
RECREATION and CONSERVATION				Balance December 31, 1984	22,162.98
Beaches and Boardwalks	4,000.00			PROPERTY ACQUIRED BY DEED OR	
Parks, Playgrounds, Shade Trees				FORECLOSURE	
Land Reclamation & Conservation				Balance January 1, 1984	26,000.00
Other Recreational Services	11,250.00			Transfers From Taxes or Liens	
EDUCATION (excluding schools)				Sale for Cash (1984)	
Libraries	98,725.00			Cancelled, Abated or Adjusted (1984)	
Other Educational Services	1,550.00			Balance December 31, 1984	26,000.00
STATUTORY EXPENDITURES				CURRENT FINANCES DECEMBER 31, 1984	
Pensions & F. I. C. A.	187,556.00			ASSETS	
Employee Fringe Benefits	80,909.00			Cash Dec. 31, 1984	379,423.62
Other Statutory Expenditures				Taxes Receivable	99,771.66
CETA And Other Public Employment Programs				Tax Title Liens	22,162.98
MUNICIPAL FUNCTIONS TOTAL	2,870,695.25			Foreclosed Property	26,000.00
CAPITAL IMPROVEMENTS *MEMO*	30,000.00			Emergencies & Other Deferred Charges	99,354.00
DEBT SERVICE				State and Federal Aid Receivable	700.00
Principal Payments	250,000.00			Other Receivables	
Interest Payments	233,788.00			Total	627,412.26
DEFERRED CHARGES	19,844.00			LIABILITIES, RESERVES, AND SURPLUS	
SCHOOL, COUNTY, SPECIAL DISTRICT TAXES	6,040,679.31			Cash Liabilities	171,078.48
RESERVE FOR UNCOLLECTED TAXES	176,359.90			Reserves for Receivables	147,934.64
EXPENDITURES TOTAL	9,641,366.46			Surplus Dec. 31, 1984	308,399.14
				Total	627,412.26

1429

Population 1980 49,868
 Population 1984 50,139
 S & P Rating AAA
 Moody Rating AAA

General Tax Rate Per \$100.

2.20
 State Equalized Tax Rate
 2.02

PARSIPPANY-TROY HILLS TWP. - MOR. CO.

Form of Government:

Mayor-Council Plan E (OMCL 50)

Number of Members on Governing Body - 5

PER CAPITA:

Gross Debt 1,874.79
 Net Debt 705.39
 Debt Service 53.44
 Total Tax Levy 912.18
 Municipal Expenditures 320.21

PER CENT:

Gross Debt 5.25
 Net Debt 1.98
 Tax Levy Collected 97.78
 Tax Levy Cancelled, Abated
 or Adjusted .01

EXPENDITURES		REVENUES-REALIZED		1984 PROPERTY TAX	
GENERAL GOVERNMENT				STATE EQUALIZED TAX RATE	
Governing Body & Public Boards		1984 Property Taxes Collected	44,671,410.06	Local District School Taxes 1.29	26,832,498.00
Municipal Clerk		1984 Payments in Lieu of Taxes	89,594.76	Regional & Consolidated School Tax	
Financial Administration	333,251.00	Delinquent Tax & Lien Collections	815,071.10	School Taxes in Municipal Budget	
Assessment of Taxes	71,000.00	Business Personalty Replacement Taxes	487,669.84	County Taxes .34	7,056,745.07
Collection of Taxes		Taxes from Public Utilities	2,085,142.00	County Library Taxes .01	270,156.32
Planning, Housing & Development	130,263.00	Other Miscellaneous Tax Revenues	1,486,165.90	Local Municipal Purpose Taxes .37	7,767,706.08
Human Resources	40,000.00	State Aid Revenues	1,069,842.69	Veteran & Senior Citizen Taxes	268,900.00
Elections	17,800.00	Federal Aid Revenues		Total Taxes for Rate Computation 2.01	42,196,005.47
General Administration (other)	1,891,963.31	State and Local Fiscal Assistance Act Utilized	395,332.00	Special District Taxes	2,496,647.04
JUDICIARY		Sale of Acquired Property	121,000.00	Bank Corp. Taxes	51,579.66
Municipal Courts	200,960.00	Other Miscellaneous Revenues	2,399,388.70	Added and Omitted Taxes	1,260,368.59
PUBLIC SAFETY		Total	53,621,117.05	Total Taxes Levied - ABSTRACT	45,735,700.76
Fire Protection	102,006.00	Prior Years Surplus Appropriated	430,000.00	Total Taxes Billed	45,684,121.10
Police Protection	4,324,936.32	REVENUES TOTAL	54,051,117.05	1984 TAXES COLLECTED	44,671,410.06
Civil Defense & Disaster Control	18,975.00	Reserve For Uncollected Taxes	1,275,000.00	1984 Taxes Cancelled, Abated or Adjusted	4,218.99
Environmental Inspection & Control	350,173.00	CAPITAL OUTLAY TOTAL	3,636,392.24	Transfer to Tax Title Liens or Foreclosed	
Other Public Safety		Public Enterprises	1,252,294.29	Balance Outstanding Dec. 31, 1984	1,008,492.05
PUBLIC WORKS		Recreation—Culture	663,467.76	PRIOR YEARS TAXES OUTSTANDING	
Streets and Drainage	611,607.00	Public Works	1,087,201.48	Balance January 1, 1984	870,933.69
Sewers and Sewage Processing		Buildings and Grounds	631,663.71	Collected in 1984	780,605.21
Garbage and Trash Disposal	189,215.65	Library and Education	1,765.00	Cancelled, Abated or Adjusted 1984	5,872.86
Public Buildings and Grounds	953,935.68	All Other		Transfers to Tax Title Liens or Foreclosed	
Other Public Works		CAPITAL DEBT AUTHORIZED, DECEMBER 31, 1984		Balance December 31, 1984	84,455.62
HEALTH and WELFARE		ISSUED AND UNISSUED		TAX TITLE LIENS OUTSTANDING	
Health Services Except Environmental	205,002.00	SCHOOL	2,813,000	Balance January 1, 1984	208,736.91
Welfare-Public Assistance	38,338.00	Self-liquidating	56,820,270	Transfer From Taxes	
Hospitals, Clinics, First Aid	3,500.00	Other	34,366,949	Redeemed in 1984	34,465.89
Animal, Insect, & Rodent Control	35,250.00	Total	94,000,220	Cancelled, Abated or Adjusted (1984)	
Other Welfare Services		ISSUED AND OUTSTANDING		Transfers to Foreclosed Property	
RECREATION and CONSERVATION		SCHOOL	2,813,000.00	Balance December 31, 1984	174,271.02
Beaches and Boardwalks	623,388.00	Self-Liquidating	48,701,500.00	PROPERTY ACQUIRED BY DEED OR	
Parks, Playgrounds, Shade Trees	11,216.00	Other	28,604,000.00	FORECLOSURE	
Land Reclamation & Conservation	8,800.00	Total	80,118,500.00	Balance January 1, 1984	1,353,900.00
Other Recreational Services		EQUALIZED VALUATION BASIS		Transfers From Taxes or Liens	
EDUCATION (excluding schools)		FOR NET DEBT COMPUTATION	1,789,413,946	Sale for Cash (1984)	
Libraries	614,065.00	REAL PROPERTY VALUATIONS		Cancelled, Abated or Adjusted (1984)	
Other Educational Services		Code Class # of Parcels % VAL'N	ASSESSED VALUATION	Balance December 31, 1984	1,353,900.00
STATUTORY EXPENDITURES		1 Vacant Land 716 3.80	71,847,600.00	CURRENT FINANCES DECEMBER 31, 1984	
Pensions & F. I. C. A.	782,970.82	2 Residential 10494 51.36	970,115,940.00	ASSETS	
Employee Fringe Benefits	51,000.00	3 Farm 14 .09	1,583,400.00	Cash Dec. 31, 1984	5,481,145.91
Other Statutory Expenditures		4a Commercial 339 28.46	537,497,900.00	Taxes Receivable	1,092,947.67
CETA And Other Public Employment Programs		4b Industrial 52 6.23	117,744,500.00	Tax Title Liens	174,271.02
MUNICIPAL FUNCTIONS TOTAL	11,610,115.78	4c Apartments 46 10.06	189,972,100.00	Foreclosed Property	1,353,900.00
CAPITAL IMPROVEMENTS *MEMO*	100,000.00	Total	1,888,761,440.00	Emergencies & Other Deferred Charges	543,842.16
DEBT SERVICE		Land Area 24.30 Sq. Miles	1,906,444,767	State and Federal Aid Receivable	18,694.13
Principal Payments	654,000.00	Net Valuation Taxable-Municipal	1,950,712,924	Other Receivables	215,757.47
Interest Payments	2,025,203.59	Net Valuation Taxable-County	2,072,251,906	Total	8,880,558.36
DEFERRED CHARGES	490,549.99	State Equalized Valuation	91.93	LIABILITIES, RESERVES, AND SURPLUS	
SCHOOL, COUNTY, SPECIAL DISTRICT TAXES	36,656,046.43	State Equalization Ratio		Cash Liabilities	2,590,125.85
RESERVE FOR UNCOLLECTED TAXES	1,275,000.00			Reserves for Receivables	2,837,126.16
EXPENDITURES TOTAL	52,710,915.79			Surplus Dec. 31, 1984	3,453,306.35
				Total	8,880,558.36

1607
Population 1980 52,463
Population 1984 53,941
S & P Rating
Moody Rating BAA

General Tax Rate Per \$100. 8.36
State Equalized Tax Rate 4.51

PASSAIC CITY – PASSAIC COUNTY
Form of Government:
Mayor–Council Plan B (OMCL 50)
Number of Members on Governing Body – 7

PER CAPITA:
Gross Debt 317.50
Net Debt 67.02
Debt Service 24.92
Total Tax Levy 424.56
Municipal Expenditures 443.67

PER CENT:
Gross Debt 3.76
Net Debt .79
Tax Levy Collected 96.06
Tax Levy Cancelled, Abated or Adjusted .63

EXPENDITURES		REVENUES-REALIZED		1984 PROPERTY TAX	
GENERAL GOVERNMENT				STATE EQUALIZED TAX RATE →	
Governing Body & Public Boards	67,265.00	1984 Property Taxes Collected		Local District School Taxes	1.59
Municipal Clerk	152,714.00	1984 Payments in Lieu of Taxes		Regional & Consolidated School Tax	8,026,703.98
Financial Administration	193,181.00	Delinquent Tax & Lien Collections		School Taxes in Municipal Budget	.01
Assessment of Taxes	113,046.00	Business Personality Replacement Taxes		County Taxes	.63
Collection of Taxes	116,588.00	Taxes from Public Utilities		County Library Taxes	
Planning, Housing & Development	312,250.00	Other Miscellaneous Tax Revenues		Local Municipal Purpose Taxes	2.27
Human Resources	1,681,539.93	State Aid Revenues		Veteran & Senior Citizen Taxes	248,450.00
Elections	18,700.00	Federal Aid Revenues		Total Taxes for Rate Computation	4.50
General Administration (other)	3,447,741.12	State and Local Fiscal Assistance Act Utilized		Special District Taxes	
JUDICIARY		Sale of Acquired Property		Bank Corp. Taxes	163,303.77
Municipal Courts	202,646.00	Other Miscellaneous Revenues		Added and Omitted Taxes	40,892.94
PUBLIC SAFETY		Total		Total Taxes Levied - ABSTRACT	22,901,455.63
Fire Protection	3,319,475.75	Prior Years Surplus Appropriated		Total Taxes Billed	22,759,698.55
Police Protection	3,721,169.17	REVENUES		1984 TAXES COLLECTED	21,863,268.59
Civil Defense & Disaster Control	14,310.00	Reserve For Uncollected Taxes		1984 Taxes Cancelled, Abated or Adjusted	142,256.36
Environmental Inspection & Control	203,813.00	TOTAL		Transfer to Tax Title Liens or Foreclosed	68,409.88
Other Public Safety		CAPITAL OUTLAY		Balance Outstanding Dec. 31, 1984	685,763.72
PUBLIC WORKS		TOTAL		PRIOR YEARS TAXES OUTSTANDING	
Streets and Drainage	1,090,706.00	Public Enterprises		Balance January 1, 1984	985,041.63
Sewers and Sewage Processing	2,734,065.00	Recreation—Culture		Collected in 1984	927,686.59
Garbage and Trash Disposal		Public Works		Cancelled, Abated or Adjusted 1984	503.44
Public Buildings and Grounds	63,500.00	Buildings and Grounds		Transfers to Tax Title Liens or Foreclosed	54,936.73
Other Public Works	133,500.00	Library and Education		Balance December 31, 1984	1,914.87
HEALTH and WELFARE		Conservation		TAX TITLE LIENS OUTSTANDING	
Health Services Except Environmental	467,288.10	All Other		Balance January 1, 1984	46,906.18
Welfare-Public Assistance	38,010.00	CAPITAL DEBT AUTHORIZED, DECEMBER 31, 1984		Transfer From Taxes	136,282.33
Hospitals, Clinics, First Aid		ISSUED AND UNISSUED		Redeemed in 1984	20,845.99
Animal, Insect, & Rodent Control	24,190.00	GROSS DEBT		Cancelled, Abated or Adjusted (1984)	
Other Welfare Services	83,837.00	NET DEBT		Transfers to Foreclosed Property	47,027.07
RECREATION and CONSERVATION		School		Balance December 31, 1984	115,315.45
Beaches and Boardwalks		Self-liquidating		PROPERTY ACQUIRED BY DEED OR FORECLOSURE	
Parks, Playgrounds, Shade Trees	35,623.00	Other		Balance January 1, 1984	1,283,763.75
Land Reclamation & Conservation		Total		Transfers From Taxes or Liens	47,027.07
Other Recreational Services	119,427.00	ISSUED AND OUTSTANDING		Sale for Cash (1984)	
EDUCATION (excluding schools)		School		Cancelled, Abated or Adjusted (1984)	100,000.00
Libraries	350,000.00	Self-Liquidating		Balance December 31, 1984	1,230,790.82
Other Educational Services		Other		CURRENT FINANCES DECEMBER 31, 1984	
STATUTORY EXPENDITURES		Total		ASSETS	
Pensions & F. I. C. A.	2,292,744.00	EQUALIZED VALUATION BASIS		Cash Dec. 31, 1984	9,962,758.39
Employee Fringe Benefits		FOR NET DEBT COMPUTATION		Taxes Receivable	687,678.59
Other Statutory Expenditures	144,489.00	REAL PROPERTY VALUATIONS		Tax Title Liens	115,315.45
CETA And Other Public Employment Programs		Code Class # of Parcels % VAL'N		Foreclosed Property	1,230,790.82
MUNICIPAL FUNCTIONS		ASSESSED VALUATION		Emergencies & Other Deferred Charges	
CAPITAL IMPROVEMENTS		1 Vacant Land 302 .74		State and Federal Aid Receivable	133,732.17
DEBT SERVICE		2 Residential 5530 47.57		Other Receivables	871,026.93
Principal Payments	1,204,066.53	3 Farm		Total	13,001,302.35
Interest Payments	140,142.68	4a Commercial 1368 24.80		LIABILITIES, RESERVES, AND SURPLUS	
TYPE I SCHL DEBT		4b Industrial 141 11.80		Cash Liabilities	7,279,301.89
DEFERRED CHARGES		4c Apartments 395 15.10		Reserves for Receivables	2,904,811.79
SCHOOL, COUNTY, SPECIAL DISTRICT TAXES	11,255,282.76	Total 7736		Surplus Dec. 31, 1984	2,817,188.67
RESERVE FOR UNCOLLECTED TAXES	1,270,478.82	Land Area 3.20 Sq. Miles		Total	13,001,302.35
EXPENDITURES		Net Valuation Taxable-Municipal			
TOTAL	35,187,290.66	Net Valuation Taxable-County			
		State Equalized Valuation			
		State Equalization Ratio			

1430

Population 1980 7,275
 Population 1984 7,449
 S & P Rating AA
 Moody Rating A1

General Tax Rate Per \$100.

7.26

State Equalized Tax Rate

2.04

PASSAIC TOWNSHIP – MORRIS COUNTY**Form of Government:****Township Committee****Number of Members on Governing Body – 5****PER CAPITA:**

Gross Debt 1,108.83
 Net Debt 1,018.74
 Debt Service 135.76
 Total Tax Levy 892.58
 Municipal Expenditures 535.00

PER CENT:

Gross Debt 2.82
 Net Debt 2.59
 Tax Levy Collected 97.61
 Tax Levy Cancelled, Abated or Adjusted .07

EXPENDITURES		REVENUES-REALIZED		1984 PROPERTY TAX	
GENERAL GOVERNMENT				STATE EQUALIZED TAX RATE → .84	
Governing Body & Public Boards		1984 Property Taxes Collected	6,489,708.61	Local District School Taxes	2,696,268.64
Municipal Clerk		1984 Payments in Lieu of Taxes		Regional & Consolidated School Tax	1,516,319.67
Financial Administration	25,760.00	Delinquent Tax & Lien Collections	172,704.17	School Taxes in Municipal Budget	
Assessment of Taxes	112,247.00	Business Personalty Replacement Taxes	107,170.96	County Taxes	1,126,702.42
Collection of Taxes	28,123.42	Taxes from Public Utilities	1,156,798.00	County Library Taxes	
Planning, Housing & Development	55,495.74	Other Miscellaneous Tax Revenues		Local Municipal Purpose Taxes	1,215,101.40
Human Resources		State Aid Revenues	64,858.89	Veteran & Senior Citizen Taxes	62,700.00
Elections		Federal Aid Revenues		Total Taxes for Rate Computation	2.04 6,617,092.13
General Administration (other)	278,268.92	State and Local Fiscal Assistance Act Utilized	54,764.00	Special District Taxes	
JUDICIARY		Sale of Acquired Property		Bank Corp. Taxes	6,976.27
Municipal Courts	25,993.00	Other Miscellaneous Revenues	774,051.60	Added and Omitted Taxes	87,477.08
PUBLIC SAFETY		Total	8,820,056.23	Total Taxes Levied - ABSTRACT	6,648,845.48
Fire Protection	94,837.60	Prior Years Surplus Appropriated	556,125.57	Total Taxes Billed	6,648,535.88
Police Protection	706,788.66	REVENUES TOTAL	9,276,181.80	1984 TAXES COLLECTED	6,489,708.61
Civil Defense & Disaster Control	550.00	Reserve For Uncollected Taxes	332,958.88	1984 Taxes Cancelled, Abated or Adjusted	4,905.85
Environmental Inspection & Control	27,091.71	CAPITAL OUTLAY TOTAL	700,534.03	Transfer to Tax Title Liens or Foreclosed	11,168.53
Other Public Safety				Balance Outstanding Dec. 31, 1984	142,752.89
PUBLIC WORKS				PRIOR YEARS TAXES OUTSTANDING	
Streets and Drainage	394,577.80	Public Enterprises		Balance January 1, 1984	160,819.97
Sewers and Sewage Processing	184,616.68	Recreation—Culture	2,016.82	Collected in 1984	160,819.97
Garbage and Trash Disposal	239,950.00	Public Works	628,758.53	Cancelled, Abated or Adjusted 1984	
Public Buildings and Grounds	25,743.52	Buildings and Grounds	61,101.49	Transfers to Tax Title Liens or Foreclosed	
Other Public Works	39,352.00	Library and Education	8,657.19	Balance December 31, 1984	
HEALTH and WELFARE		Conservation		TAX TITLE LIENS OUTSTANDING	
Health Services Except Environmental	22,126.00	All Other		Balance January 1, 1984	33,645.60
Welfare-Public Assistance	6,685.00	CAPITAL DEBT AUTHORIZED, DECEMBER 31, 1984		Transfer From Taxes	11,168.53
Hospitals, Clinics, First Aid		ISSUED AND UNISSUED GROSS DEBT		Redeemed in 1984	11,884.20
Animal, Insect, & Rodent Control	8,000.00	School	671,084	Cancelled, Abated or Adjusted (1984)	
Other Welfare Services		Self-liquidating		Transfers to Foreclosed Property	
RECREATION and CONSERVATION		Other	7,588,567	Balance December 31, 1984	32,929.93
Beaches and Boardwalks		Total	8,259,651	PROPERTY ACQUIRED BY DEED OR FORECLOSURE	
Parks, Playgrounds, Shade Trees	11,072.30	ISSUED AND OUTSTANDING		Balance January 1, 1984	248,550.00
Land Reclamation & Conservation	4,990.38	School	671,084.03	Transfers From Taxes or Liens	
Other Recreational Services	30,574.72	Self-Liquidating		Sale for Cash (1984)	
EDUCATION (excluding schools)		Other	5,932,500.00	Cancelled, Abated or Adjusted (1984)	
Libraries	77,300.00	Total	6,603,584.03	Balance December 31, 1984	248,550.00
Other Educational Services	250.00	EQUALIZED VALUATION BASIS FOR NET DEBT COMPUTATION	293,371,210	CURRENT FINANCES DECEMBER 31, 1984	
STATUTORY EXPENDITURES		REAL PROPERTY VALUATIONS		ASSETS	
Pensions & F. I. C. A.	168,940.38	Code Class # of Parcels % VAL'N		Cash Dec. 31, 1984	1,211,002.54
Employee Fringe Benefits	62,590.49	1 Vacant Land 498 4.20	3,752,965.00	Taxes Receivable	142,752.89
Other Statutory Expenditures		2 Residential 2243 82.47	73,718,430.00	Tax Title Liens	32,929.93
CETA And Other Public Employment Programs		3 Farm 45 .84	745,900.00	Foreclosed Property	248,550.00
MUNICIPAL FUNCTIONS TOTAL	2,631,925.32	4a Commercial 103 10.17	9,088,110.00	Emergencies & Other Deferred Charges	95,000.00
CAPITAL IMPROVEMENTS *MEMO*	30,000.00	4b Industrial 18 2.32	2,077,825.00	State and Federal Aid Receivable	
DEBT SERVICE		4c Apartments		Other Receivables	36,961.86
Principal Payments	535,000.00	Total	89,383,230.00	Total	1,767,197.22
Interest Payments	476,266.72	Land Area 12.50 Sq. Miles		LIABILITIES, RESERVES, AND SURPLUS	
DEFERRED CHARGES	9,059.69	Net Valuation Taxable-Municipal	90,372,674	Cash Liabilities	256,044.87
SCHOOL, COUNTY, SPECIAL DISTRICT TAXES	5,339,290.73	Net Valuation Taxable-County	308,831,738	Reserves for Receivables	461,194.68
RESERVE FOR UNCOLLECTED TAXES	332,958.88	State Equalized Valuation	318,404,854	Surplus Dec. 31, 1984	1,049,957.67
EXPENDITURES TOTAL	9,324,501.34	State Equalization Ratio	28.16	Total	1,767,197.22

1608
Population 1980 137,970
Population 1984 139,564
S & P Rating 888
Moody Rating AAA

General Tax Rate Per \$100. 8.93
State Equalized Tax Rate 4.32

PATERSON CITY – PASSAIC COUNTY
Form of Government:
Mayor–Council Plan D (OMCL 50)
Number of Members on Governing Body – 9

PER CAPITA:
Gross Debt 758.87
Net Debt 279.16
Debt Service 79.82
Total Tax Levy 398.05
Municipal Expenditures 520.79

PER CENT:
Gross Debt 9.09
Net Debt 3.34
Tax Levy Collected 91.89
Tax Levy Cancelled, Abated or Adjusted .19

EXPENDITURES		REVENUES-REALIZED		1984 PROPERTY TAX	
GENERAL GOVERNMENT				STATE EQUALIZED TAX RATE →	
Governing Body & Public Boards	371,469.00	1984 Property Taxes Collected	50,950,402.13	Local District School Taxes	1.36 17,336,296.50
Municipal Clerk	100,991.78	1984 Payments in Lieu of Taxes	1,256,846.76	Regional & Consolidated School Tax	
Financial Administration	751,769.10	Delinquent Tax & Lien Collections	3,531,145.65	School Taxes in Municipal Budget	.14 1,840,411.00
Assessment of Taxes	223,031.35	Business Personalty Replacement Taxes	2,198,544.20	County Taxes	.61 7,744,531.23
Collection of Taxes		Taxes from Public Utilities	5,750,394.00	County Library Taxes	
Planning, Housing & Development	516,699.90	Other Miscellaneous Tax Revenues		Local Municipal Purpose Taxes	2.22 28,299,800.45
Human Resources	2,998,763.52	State Aid Revenues	15,518,916.30	Veteran & Senior Citizen Taxes	803,750.00
Elections	88,039.33	Federal Aid Revenues	651,170.79	Total Taxes for Rate Computation	4.33 56,024,789.18
General Administration (other)	6,221,757.70	State and Local Fiscal Assistance Act Utilized	2,302,038.00	Special District Taxes	
JUDICIARY		Sale of Acquired Property	8,700.00	Bank Corp. Taxes	107,588.86
Municipal Courts	583,683.17	Other Miscellaneous Revenues	12,689,540.42	Added and Omitted Taxes	224,786.80
PUBLIC SAFETY		Total	94,857,698.25	Total Taxes Levied - ABSTRACT	55,553,414.84
Fire Protection	8,769,819.00	Prior Years Surplus Appropriated	218,038.25	Total Taxes Billed	55,445,825.98
Police Protection	10,922,759.59	REVENUES TOTAL	95,075,736.50	1984 TAXES COLLECTED	50,950,402.13
Civil Defense & Disaster Control	42,630.12	Reserve For Uncollected Taxes	4,370,183.82	1984 Taxes Cancelled, Abated or Adjusted	105,352.64
Environmental Inspection & Control		CAPITAL OUTLAY TOTAL	5,091,318.09	Transfer to Tax Title Liens or Foreclosed	1,621,840.14
Other Public Safety				Balance Outstanding Dec. 31, 1984	2,774,748.08
PUBLIC WORKS				PRIOR YEARS TAXES OUTSTANDING	
Streets and Drainage	3,938,279.28	Public Enterprises		Balance January 1, 1984	2,814,076.90
Sewers and Sewage Processing	5,429,672.73	Recreation—Culture	28,326.86	Collected in 1984	2,259,212.96
Garbage and Trash Disposal	2,500,062.00	Public Works	936,577.37	Cancelled, Abated or Adjusted 1984	
Public Buildings and Grounds	1,690,706.60	Buildings and Grounds	3,858,639.92	Transfers to Tax Title Liens or Foreclosed	477,319.27
Other Public Works		Library and Education	267,773.94	Balance December 31, 1984	77,544.67
HEALTH and WELFARE		Conservation		TAX TITLE LIENS OUTSTANDING	
Health Services Except Environmental	2,762,066.25	All Other		Balance January 1, 1984	4,424,282.50
Welfare-Public Assistance	692,580.67			Transfer From Taxes	2,213,130.97
Hospitals, Clinics, First Aid				Redeemed in 1984	1,271,932.69
Animal, Insect, & Rodent Control	56,118.00			Cancelled, Abated or Adjusted (1984)	226,522.50
Other Welfare Services				Transfers to Foreclosed Property	168,474.28
RECREATION and CONSERVATION				Balance December 31, 1984	4,970,484.00
Beaches and Boardwalks				PROPERTY ACQUIRED BY DEED OR FORECLOSURE	
Parks, Playgrounds, Shade Trees	504,966.35			Balance January 1, 1984	800,107.82
Land Reclamation & Conservation	294,167.72			Transfers From Taxes or Liens	124,177.19
Other Recreational Services	198,971.54			Sale for Cash (1984)	
EDUCATION (excluding schools)				Cancelled, Abated or Adjusted (1984)	181,200.00
Libraries	712,200.00			Balance December 31, 1984	743,085.01
Other Educational Services	75,156.45			CURRENT FINANCES DECEMBER 31, 1984	
STATUTORY EXPENDITURES				ASSETS	
Pensions & F. I. C. A.	4,951,273.40			Cash Dec. 31, 1984	17,141,634.76
Employee Fringe Benefits				Taxes Receivable	2,852,292.75
Other Statutory Expenditures	34,379.61			Tax Title Liens	4,970,484.00
CETA And Other Public Employment Programs	147,836.00			Foreclosed Property	743,085.01
MUNICIPAL FUNCTIONS				Emergencies & Other Deferred Charges	980,653.49
CAPITAL IMPROVEMENTS *MEMO*	125,000.00			State and Federal Aid Receivable	1,063,472.83
DEBT SERVICE				Other Receivables	2,646,461.40
Principal Payments	4,683,000.00			Total	30,398,084.24
Interest Payments	6,456,736.71			LIABILITIES, RESERVES, AND SURPLUS	
TYPE I SCHL DEBT *MEMO*	5,565,411.00			Cash Liabilities	16,728,146.57
DEFERRED CHARGES	1,594,283.34			Reserves for Receivables	11,212,323.16
SCHOOL, COUNTY, SPECIAL DISTRICT TAXES	26,921,238.73			Surplus Dec. 31, 1984	2,457,614.51
RESERVE FOR UNCOLLECTED TAXES	4,370,183.82			Total	30,398,084.24
EXPENDITURES TOTAL	99,605,292.76				

1984/3000

* ABOVE DEBT SERVICE INCLUDES TYPE I SCHOOL DEBT

0814
Population 1980 6,944
Population 1984 6,770
S & P Rating
Moody Rating

General Tax Rate Per \$100.

3.12

State Equalized Tax Rate

2.15

PAULSBORO BOROUGH - GLOUCESTER CO.

Form of Government:

Borough Council

Number of Members on Governing Body - 6

PER CAPITA:

Gross Debt 347.72

Net Debt 129.97

Debt Service 8.80

Total Tax Levy 458.64

Municipal Expenditures 276.49

PER CENT:

Gross Debt 1.87

Net Debt .70

Tax Levy Collected 94.44

Tax Levy Cancelled, Abated

or Adjusted 1.16

EXPENDITURES		REVENUES-REALIZED		1984 PROPERTY TAX	
GENERAL GOVERNMENT				STATE EQUALIZED TAX RATE	
Governing Body & Public Boards	11,000.00	1984 Property Taxes Collected	2,921,762.00	Local District School Taxes 1.02	1,472,386.24
Municipal Clerk	30,298.63	1984 Payments in Lieu of Taxes		Regional & Consolidated School Tax	
Financial Administration	36,682.97	Delinquent Tax & Lien Collections	137,269.61	School Taxes in Municipal Budget	
Assessment of Taxes	9,058.52	Business Personalty Replacement Taxes	122,361.64	County Taxes .59	854,202.96
Collection of Taxes	19,248.50	Taxes from Public Utilities	219,248.00	County Library Taxes	
Planning, Housing & Development	5,181.54	Other Miscellaneous Tax Revenues		Local Municipal Purpose Taxes .53	763,041.40
Human Resources	50.00	State Aid Revenues	118,638.26	Veteran & Senior Citizen Taxes	99,800.00
Elections	2,678.00	Federal Aid Revenues		Total Taxes for Rate Computation 2.14	3,189,430.60
General Administration (other)	180,797.30	State and Local Fiscal Assistance Act Utilized	95,684.00	Special District Taxes	
JUDICIARY		Sale of Acquired Property		Bank Corp. Taxes	11,073.04
Municipal Courts	21,347.15	Other Miscellaneous Revenues	184,240.84	Added and Omitted Taxes	4,280.89
PUBLIC SAFETY		Total	3,799,204.35	Total Taxes Levied - ABSTRACT	3,104,984.53
Fire Protection	33,667.36	Prior Years Surplus Appropriated	300,000.00	Total Taxes Billed	3,093,911.49
Police Protection	559,885.83	REVENUES TOTAL	4,099,204.35	1984 TAXES COLLECTED	2,921,762.00
Civil Defense & Disaster Control	125.00	Reserve For Uncollected Taxes	180,412.40	1984 Taxes Cancelled, Abated or Adjusted	4,994.80
Environmental Inspection & Control	30,367.32			Transfer to Tax Title Liens or Foreclosed	23,107.93
Other Public Safety		CAPITAL OUTLAY TOTAL	298,959.54	Balance Outstanding Dec. 31, 1984	144,046.76
PUBLIC WORKS				PRIOR YEARS TAXES OUTSTANDING	
Streets and Drainage	201,150.48	Public Enterprises	284,216.70	Balance January 1, 1984	127,458.65
Sewers and Sewage Processing		Recreation—Culture		Collected in 1984	111,518.81
Garbage and Trash Disposal	144,689.60	Public Works	13,796.86	Cancelled, Abated or Adjusted 1984	12.57
Public Buildings and Grounds	7,000.00	Buildings and Grounds	945.98	Transfers to Tax Title Liens or Foreclosed	14,014.87
Other Public Works	21,800.00	Library and Education		Balance December 31, 1984	1,912.40
HEALTH and WELFARE		Conservation		TAX TITLE LIENS OUTSTANDING	
Health Services Except Environmental	2,826.76	All Other		Balance January 1, 1984	51,932.83
Welfare-Public Assistance	17,700.53			Transfer From Taxes	37,208.40
Hospitals, Clinics, First Aid		CAPITAL DEBT AUTHORIZED, DECEMBER 31, 1984		Redeemed in 1984	26,762.36
Animal, Insect, & Rodent Control	3,617.68	ISSUED AND UNISSUED		Cancelled, Abated or Adjusted (1984)	
Other Welfare Services		School 832,000		Transfers to Foreclosed Property	18,256.78
RECREATION and CONSERVATION		Self-Liquidating 859,500	217,341	Balance December 31, 1984	44,122.09
Beaches and Boardwalks		Other 662,576	662,576	PROPERTY ACQUIRED BY DEED OR FORECLOSURE	
Parks, Playgrounds, Shade Trees	46,750.00	Total 2,354,076	879,917	Balance January 1, 1984	397,196.66
Land Reclamation & Conservation	100.00	ISSUED AND OUTSTANDING		Transfers From Taxes or Liens	20,403.34
Other Recreational Services	9,266.25	School 267,000.00		Sale for Cash (1984)	18,393.04
EDUCATION (excluding schools)		Self-Liquidating 532,500.00		Cancelled, Abated or Adjusted (1984)	1,306.96
Libraries	33,044.94	Other 579,776.05		Balance December 31, 1984	397,900.00
Other Educational Services		Total 1,379,276.06		CURRENT FINANCES DECEMBER 31, 1984	
STATUTORY EXPENDITURES		EQUALIZED VALUATION BASIS		ASSETS	
Pensions & F. I. C. A.	113,198.39	FOR NET DEBT COMPUTATION	125,699,538	Cash Dec. 31, 1984	511,208.85
Employee Fringe Benefits	74,294.30	REAL PROPERTY VALUATIONS		Taxes Receivable	145,959.16
Other Statutory Expenditures	6,800.00	Code Class # of Parcels % VAL'N		Tax Title Liens	44,122.09
CETA And Other Public Employment Programs		1 Vacant Land 262 2.01	1,952,800.00	Foreclosed Property	397,900.00
MUNICIPAL FUNCTIONS		2 Residential 1947 46.96	45,559,400.00	Emergencies & Other Deferred Charges	11,571.32
CAPITAL IMPROVEMENTS *MEMO*		3 Farm		State and Federal Aid Receivable	2,065.00
DEBT SERVICE		4a Commercial 170 45.70	44,332,500.00	Other Receivables	28,635.50
Principal Payments	27,501.17	4b Industrial 9 2.75	2,672,500.00	Total	1,141,461.92
Interest Payments	32,048.08	4c Apartments 8 2.58	2,498,800.00	LIABILITIES, RESERVES, AND SURPLUS	
		Total 2396	97,016,000.00	Cash Liabilities	197,038.75
DEFERRED CHARGES		Land Area 2.09 Sq. Miles		Reserves for Receivables	603,707.75
SCHOOL, COUNTY, SPECIAL DISTRICT TAXES		Net Valuation Taxable-Municipal	99,234,060	Surplus Dec. 31, 1984	340,715.42
RESERVE FOR UNCOLLECTED TAXES		Net Valuation Taxable-County	127,974,230	Total	1,141,461.92
EXPENDITURES TOTAL	4,198,406.97	State Equalized Valuation	142,903,523		
		State Equalization Ratio	68.96		

1815

Population 1980 2,038
 Population 1984 2,133
 S & P Rating
 Moody Rating

General Tax Rate Per \$100.

1.63

State Equalized Tax Rate

1.21

PEAPACK GLADSTONE BORO. - SOM. CO.

Form of Government:

Borough Council

Number of Members on Governing Body - 6

PER CAPITA:

Gross Debt 1,102.86

Net Debt 728.75

Debt Service 64.31

Total Tax Levy 1,351.94

Municipal Expenditures 671.48

PER CENT:

Gross Debt 1.30

Net Debt .86

Tax Levy Collected 98.69

Tax Levy Cancelled, Abated
or Adjusted .13

EXPENDITURES		REVENUES-REALIZED		1984 PROPERTY TAX	
GENERAL GOVERNMENT				STATE EQUALIZED TAX RATE	
Governing Body & Public Boards		1984 Property Taxes Collected	2,845,123.05	Local District School Taxes .47	1,102,354.00
Municipal Clerk		1984 Payments in Lieu of Taxes		Regional & Consolidated School Tax	
Financial Administration	22,802.00	Delinquent Tax & Lien Collections	39,459.54	School Taxes in Municipal Budget	
Assessment of Taxes	8,413.00	Business Personalty Replacement Taxes	28,648.76	County Taxes .42	996,575.28
Collection of Taxes	13,551.00	Taxes from Public Utilities	147,377.00	County Library Taxes .03	77,347.20
Planning, Housing & Development	18,835.00	Other Miscellaneous Tax Revenues		Local Municipal Purpose Taxes .29	670,980.67
Human Resources		State Aid Revenues	13,280.59	Veteran & Senior Citizen Taxes	19,000.00
Elections		Federal Aid Revenues		Total Taxes for Rate Computation 1.21	2,866,257.15
General Administration (other)	215,992.00	State and Local Fiscal Assistance Act Utilized	22,419.58	Special District Taxes	
JUDICIARY		Sale of Acquired Property		Bank Corp. Taxes	4,338.11
Municipal Courts	17,043.00	Other Miscellaneous Revenues	356,835.82	Added and Omitted Taxes	32,091.34
PUBLIC SAFETY		Total	3,453,144.34	Total Taxes Levied - ABSTRACT	2,883,686.60
Fire Protection	71,515.00	Prior Years Surplus Appropriated	525,000.00	Total Taxes Billed	2,882,844.49
Police Protection	207,902.00	REVENUES TOTAL	3,978,144.34	1984 TAXES COLLECTED	2,845,123.05
Civil Defense & Disaster Control	1,500.00	Reserve For Uncollected Taxes	226,906.77	1984 Taxes Cancelled, Abated or Adjusted	3,807.67
Environmental Inspection & Control	37,200.00	CAPITAL OUTLAY TOTAL	377,242.96	Transfer to Tax Title Liens or Foreclosed	
Other Public Safety		Public Enterprises	223,049.88	Balance Outstanding Dec. 31, 1984	33,913.77
PUBLIC WORKS		Recreation—Culture		PRIOR YEARS TAXES OUTSTANDING	
Streets and Drainage	170,480.58	Public Works	105,307.42	Balance January 1, 1984	41,985.47
Sewers and Sewage Processing		Buildings and Grounds	48,885.66	Collected in 1984	39,459.54
Garbage and Trash Disposal	70,000.00	Library and Education		Cancelled, Abated or Adjusted 1984	.01
Public Buildings and Grounds	79,005.00	Conservation		Transfers to Tax Title Liens or Foreclosed	
Other Public Works	21,600.00	All Other		Balance December 31, 1984	2,525.92
HEALTH and WELFARE		CAPITAL DEBT AUTHORIZED, DECEMBER 31, 1984		TAX TITLE LIENS OUTSTANDING	
Health Services Except Environmental	10,179.00	ISSUED AND UNISSUED		Balance January 1, 1984	
Welfare-Public Assistance	1,265.00	School		Transfer From Taxes	
Hospitals, Clinics, First Aid		Self-liquidating	784,000	Redeemed in 1984	
Animal, Insect, & Rodent Control		Other	1,568,400	Cancelled, Abated or Adjusted (1984)	
Other Welfare Services		Total	2,352,400	Transfers to Foreclosed Property	
RECREATION and CONSERVATION		ISSUED AND OUTSTANDING		Balance December 31, 1984	
Beaches and Boardwalks		School		PROPERTY ACQUIRED BY DEED OR	
Parks, Playgrounds, Shade Trees		Self-Liquidating	768,800.00	FORECLOSURE	
Land Reclamation & Conservation	400.00	Other	1,351,500.00	Balance January 1, 1984	
Other Recreational Services	12,900.00	Total	2,120,300.00	Transfers From Taxes or Liens	
EDUCATION (excluding schools)		EQUALIZED VALUATION BASIS		Sale for Cash (1984)	
Libraries	2,600.00	FOR NET DEBT COMPUTATION	181,053,357	Cancelled, Abated or Adjusted (1984)	
Other Educational Services		REAL PROPERTY VALUATIONS		Balance December 31, 1984	
STATUTORY EXPENDITURES		Code Class # of Parcels % VAL'N		CURRENT FINANCES DECEMBER 31, 1984	
Pensions & F. I. C. A.	62,600.00	1 Vacant Land 122 3.51	6,102,425.00	ASSETS	
Employee Fringe Benefits	22,400.00	2 Residential 533 35.79	62,145,925.00	Cash Dec. 31, 1984	2,744,478.96
Other Statutory Expenditures		3 Farm 70 3.37	5,853,200.00	Taxes Receivable	36,439.69
CETA And Other Public Employment Programs		4a Commercial 48 5.94	10,309,675.00	Tax Title Liens	
MUNICIPAL FUNCTIONS TOTAL	1,068,182.58	4b Industrial 6 50.51	87,689,375.00	Foreclosed Property	
CAPITAL IMPROVEMENTS *MEMO*	25,000.00	4c Apartments 9 .87	1,518,850.00	Emergencies & Other Deferred Charges	
DEBT SERVICE		Total 783	1,73,619,450.00	State and Federal Aid Receivable	
Principal Payments	63,000.00	Land Area 5.80 Sq. Miles		Other Receivables	1,940.56
Interest Payments	74,171.41	Net Valuation Taxable-Municipal	174,825,727	Total	2,782,859.21
DEFERRED CHARGES		Net Valuation Taxable-County	196,936,558	LIABILITIES, RESERVES, AND SURPLUS	
SCHOOL, COUNTY, SPECIAL DISTRICT TAXES	2,176,276.48	State Equalized Valuation	234,195,151	Cash Liabilities	208,773.84
RESERVE FOR UNCOLLECTED TAXES	226,906.77	State Equalization Ratio	74.52	Reserves for Receivables	38,380.25
EXPENDITURES TOTAL	3,608,537.24			Surplus Dec. 31, 1984	2,535,705.12
				Total	2,782,859.21

2.95

Number of Members on Governing Body – 6

Municipal Expenditures	270.03
------------------------	--------

or Adjusted .03

455

0329

Population 1980 29,720
 Population 1984 30,800
 S & P Rating AAA
 Moody Rating AAA

General Tax Rate Per \$100.

3.09

State Equalized Tax Rate

2.33

PEMBERTON TWP. - BURLINGTON COUNTY

Form of Government:

Township Committee

Number of Members on Governing Body - 5

PER CAPITA:

Gross Debt 520.79
 Net Debt 79.40
 Debt Service 10.66
 Total Tax Levy 280.22
 Municipal Expenditures 220.76

PER CENT:

Gross Debt 4.83
 Net Debt .74
 Tax Levy Collected 88.28
 Tax Levy Cancelled, Abated or Adjusted .16

EXPENDITURES		REVENUES-REALIZED		1984 PROPERTY TAX	
GENERAL GOVERNMENT				STATE EQUALIZED TAX RATE \rightarrow	
Governing Body & Public Boards		1984 Property Taxes Collected	7,612,818.05	Local District School Taxes 1.17	4,288,861.37
Municipal Clerk		1984 Payments in Lieu of Taxes		Regional & Consolidated School Tax	
Financial Administration	197,960.00	Delinquent Tax & Lien Collections	852,932.56	School Taxes in Municipal Budget	
Assessment of Taxes	72,410.00	Business Personalty Replacement Taxes	50,810.80	County Taxes .55	1,999,343.01
Collection of Taxes	106,310.00	Taxes from Public Utilities	1,445,185.00	County Library Taxes .03	111,616.67
Planning, Housing & Development	57,595.00	Other Miscellaneous Tax Revenues		Local Municipal Purpose Taxes .59	2,162,717.16
Human Resources	237,794.00	State Aid Revenues	900,695.89	Veteran & Senior Citizen Taxes	199,300.00
Elections		Federal Aid Revenues	301,752.04	Total Taxes for Rate Computation 2.34	8,761,838.21
General Administration (other)	644,210.00	State and Local Fiscal Assistance Act Utilized		Special District Taxes	
JUDICIARY		Sale of Acquired Property		Bank Corp. Taxes	10,368.36
Municipal Courts	122,845.00	Other Miscellaneous Revenues	957,262.82	Added and Omitted Taxes	57,928.50
PUBLIC SAFETY		Total	12,121,457.16	Total Taxes Levied - ABSTRACT	8,630,835.07
Fire Protection	68,370.00	Prior Years Surplus Appropriated	984,700.00	Total Taxes Billed	8,623,212.98
Police Protection	1,370,851.82	REVENUES TOTAL	13,106,157.16	1984 TAXES COLLECTED	7,612,818.05
Civil Defense & Disaster Control	3,440.00	Reserve For Uncollected Taxes	1,190,640.80	1984 Taxes Cancelled, Abated or Adjusted	14,103.98
Environmental Inspection & Control	132,277.00	CAPITAL OUTLAY TOTAL	118,016.74	Transfer to Tax Title Liens or Foreclosed	
Other Public Safety		Public Enterprises	93,312.06	Balance Outstanding Dec. 31, 1984	996,290.95
PUBLIC WORKS		Recreation—Culture		PRIOR YEARS TAXES OUTSTANDING	
Streets and Drainage	232,000.00	Public Works	24,027.36	Balance January 1, 1984	784,743.19
Sewers and Sewage Processing		Buildings and Grounds	677.32	Collected in 1984	648,901.79
Garbage and Trash Disposal	295,140.00	Library and Education		Cancelled, Abated or Adjusted 1984	6,245.39
Public Buildings and Grounds	863,239.00	Conservation		Transfers to Tax Title Liens or Foreclosed	103,466.06
Other Public Works		All Other		Balance December 31, 1984	26,129.95
HEALTH and WELFARE		CAPITAL DEBT AUTHORIZED, DECEMBER 31, 1984		TAX TITLE LIENS OUTSTANDING	
Health Services Except Environmental		ISSUED AND UNISSUED		Balance January 1, 1984	1,171,469.30
Welfare-Public Assistance	79,290.00	School	3,114,000	Transfer From Taxes	103,466.06
Hospitals, Clinics, First Aid		Self-liquidating	10,480,665	Redeemed in 1984	204,030.77
Animal, Insect, & Rodent Control	48,026.31	Other	2,445,550	Cancelled, Abated or Adjusted (1984)	
Other Welfare Services		Total	16,040,215	Transfers to Foreclosed Property	
RECREATION and CONSERVATION		ISSUED AND OUTSTANDING		Balance December 31, 1984	1,070,904.59
Beaches and Boardwalks		School	3,114,000.00	PROPERTY ACQUIRED BY DEED OR	
Parks, Playgrounds, Shade Trees	13,000.00	Self-Liquidating	10,480,640.27	FORECLOSURE	
Land Reclamation & Conservation	150.00	Other	2,445,550.00	Balance January 1, 1984	755,552.90
Other Recreational Services	100,040.00	Total	16,040,190.27	Transfers From Taxes or Liens	
EDUCATION (excluding schools)		EQUALIZED VALUATION BASIS		Sale for Cash (1984)	
Libraries	70,000.00	FOR NET DEBT COMPUTATION	332,402,957	Cancelled, Abated or Adjusted (1984)	
Other Educational Services		REAL PROPERTY VALUATIONS		Balance December 31, 1984	755,552.90
STATUTORY EXPENDITURES		Code Class # of Parcels % VAL'N	ASSESSED VALUATION	CURRENT FINANCES DECEMBER 31, 1984	
Pensions & F. I. C. A.	313,470.00	1 Vacant Land 5262 7.38	20,029,825.00	ASSETS	
Employee Fringe Benefits	230,027.00	2 Residential 7009 81.99	222,576,750.00	Cash Dec. 31, 1984	2,277,783.41
Other Statutory Expenditures	10,500.00	3 Farm 528 2.81	7,636,350.00	Taxes Receivable	1,022,420.90
CETA And Other Public Employment Programs		4a Commercial 146 4.62	12,530,400.00	Tax Title Liens	1,070,904.59
MUNICIPAL FUNCTIONS TOTAL	5,268,945.13	4b Industrial 11 1.17	3,178,200.00	Foreclosed Property	755,552.90
CAPITAL IMPROVEMENTS *MEMO*	100,000.00	4c Apartments 42 2.03	5,513,800.00	Emergencies & Other Deferred Charges	
DEBT SERVICE		Total 12998	271,465,325.00	State and Federal Aid Receivable	3,264.43
Principal Payments	134,750.00	Land Area 64.67 Sq. Miles		Other Receivables	105,154.75
Interest Payments	143,703.05	Net Valuation Taxable-Municipal	276,924,653	Total	5,235,080.98
DEFERRED CHARGES	11,474.14	Net Valuation Taxable-County	333,971,350	LIABILITIES, RESERVES, AND SURPLUS	
SCHOOL, COUNTY, SPECIAL DISTRICT TAXES	6,399,821.05	State Equalized Valuation	365,064,737	Cash Liabilities	911,839.63
RESERVE FOR UNCOLLECTED TAXES	1,190,640.80	State Equalization Ratio	75.49	Reserves for Receivables	2,940,159.39
EXPENDITURES TOTAL	13,199,334.17			Surplus Dec. 31, 1984	1,383,081.96
				Total	5,235,080.98

1108
 Population 1980 2,109
 Population 1984 2,105
 S & P Rating
 Moody Rating A
 General Tax Rate Per \$100. 2.49
 State Equalized Tax Rate 2.25

PENNINGTON BOROUGH – MERCER CO.
Form of Government:
Borough Council
Number of Members on Governing Body – 6

PER CAPITA:
 Gross Debt 304.95
 Net Debt 279.29
 Debt Service 42.40
 Total Tax Levy 907.18
 Municipal Expenditures 351.97
 PER CENT:
 Gross Debt .85
 Net Debt .78
 Tax Levy Collected 97.11
 Tax Levy Cancelled, Abated or Adjusted .06

EXPENDITURES		REVENUES-REALIZED		1984 PROPERTY TAX	
GENERAL GOVERNMENT				STATE EQUALIZED TAX RATE →	
Governing Body & Public Boards		1984 Property Taxes Collected	1,847,742.41	Local District School Taxes	
Municipal Clerk		1984 Payments in Lieu of Taxes		Regional & Consolidated School Tax 1.20	997,463.99
Financial Administration	8,000.00	Delinquent Tax & Lien Collections	41,832.20	School Taxes in Municipal Budget	
Assessment of Taxes	5,595.00	Business Personalty Replacement Taxes	23,812.53	County Taxes .76	630,957.12
Collection of Taxes	4,800.00	Taxes from Public Utilities	129,347.00	County Library Taxes	
Planning, Housing & Development	24,600.00	Other Miscellaneous Tax Revenues		Local Municipal Purpose Taxes .29	238,371.12
Human Resources		State Aid Revenues	19,170.35	Veteran & Senior Citizen Taxes	17,300.00
Elections	800.00	Federal Aid Revenues		Total Taxes for Rate Computation 2.25	1,884,092.23
General Administration (other)	67,741.27	State and Local Fiscal Assistance Act Utilized	8,481.24	Special District Taxes	
JUDICIARY		Sale of Acquired Property		Bank Corp. Taxes	11,433.40
Municipal Courts	9,925.00	Other Miscellaneous Revenues	235,916.75	Added and Omitted Taxes	31,384.56
PUBLIC SAFETY		Total	2,306,302.48	Total Taxes Levied - ABSTRACT	1,909,610.19
Fire Protection	10,000.00	Prior Years Surplus Appropriated	112,500.00	Total Taxes Billed	1,902,787.84
Police Protection	77,285.95	REVENUES TOTAL	2,418,802.48	1984 TAXES COLLECTED	1,847,742.41
Civil Defense & Disaster Control	200.00	Reserve For Uncollected Taxes	118,844.12	1984 Taxes Cancelled, Abated or Adjusted	1,112.47
Environmental Inspection & Control	18,000.00	CAPITAL OUTLAY	41,885.03	Transfer to Tax Title Liens or Foreclosed	735.80
Other Public Safety		TOTAL	25,510.40	Balance Outstanding Dec. 31, 1984	53,197.16
PUBLIC WORKS		Public Enterprises		PRIOR YEARS TAXES OUTSTANDING	
Streets and Drainage	127,958.16	Recreation—Culture		Balance January 1, 1984	41,832.20
Sewers and Sewage Processing		Public Works	8,874.63	Collected in 1984	41,832.20
Garbage and Trash Disposal	63,675.80	Buildings and Grounds	7,500.00	Cancelled, Abated or Adjusted 1984	
Public Buildings and Grounds	17,929.34	Library and Education		Transfers to Tax Title Liens or Foreclosed	
Other Public Works		Conservation		Balance December 31, 1984	
HEALTH and WELFARE		All Other		TAX TITLE LIENS OUTSTANDING	
Health Services Except Environmental	8,050.00	CAPITAL DEBT AUTHORIZED, DECEMBER 31, 1984		Balance January 1, 1984	3,466.93
Welfare-Public Assistance	270.00	ISSUED AND UNISSUED		Transfer From Taxes	735.80
Hospitals, Clinics, First Aid		GROSS DEBT		Redeemed in 1984	
Animal, Insect, & Rodent Control		School 54,029		Cancelled, Abated or Adjusted (1984)	
Other Welfare Services		Self-liquidating 220,670	220,670	Transfers to Foreclosed Property	
RECREATION and CONSERVATION		Other 367,227	367,227	Balance December 31, 1984	4,202.73
Beaches and Boardwalks		Total 641,927	587,897	PROPERTY ACQUIRED BY DEED OR FORECLOSURE	
Parks, Playgrounds, Shade Trees	10,768.33	ISSUED AND OUTSTANDING		Balance January 1, 1984	2,860.00
Land Reclamation & Conservation		School 54,029.51		Transfers From Taxes or Liens	
Other Recreational Services	1,200.00	Self-Liquidating 140,000.00		Sale for Cash (1984)	
EDUCATION (excluding schools)		Other 280,000.00		Cancelled, Abated or Adjusted (1984)	
Libraries	26,335.00	Total 474,029.51		Balance December 31, 1984	2,860.00
Other Educational Services		EQUALIZED VALUATION BASIS		CURRENT FINANCES DECEMBER 31, 1984	
STATUTORY EXPENDITURES		FOR NET DEBT COMPUTATION	75,139,550	ASSETS	
Pensions & F. I. C. A.	30,518.76	REAL PROPERTY VALUATIONS		Cash Dec. 31, 1984	445,051.04
Employee Fringe Benefits	8,853.73	Code Class # of Parcels % VAL'N		Taxes Receivable	53,197.16
Other Statutory Expenditures	2,000.00	1 Vacant Land 62 1.45	1,059,400.00	Tax Title Liens	4,202.73
CETA And Other Public Employment Programs		2 Residential 631 85.90	62,616,875.00	Foreclosed Property	2,860.00
MUNICIPAL FUNCTIONS	529,506.34	3 Farm 8 .31	224,650.00	Emergencies & Other Deferred Charges	3,300.00
CAPITAL IMPROVEMENTS *MEMO*	15,000.00	4a Commercial 43 11.78	8,588,900.00	State and Federal Aid Receivable	2,012.34
DEBT SERVICE		4b Industrial 4 .55	404,000.00	Other Receivables	11,504.58
Principal Payments	70,000.00	4c Apartments		Total	522,127.85
Interest Payments	19,250.00	Total 748	72,893,825.00	LIABILITIES, RESERVES, AND SURPLUS	
DEFERRED CHARGES	3,300.00	Land Area .99 Sq. Miles		Cash Liabilities	186,119.23
SCHOOL, COUNTY, SPECIAL DISTRICT TAXES	1,628,421.11	Net Valuation Taxable-Municipal	75,147,871	Reserves for Receivables	70,605.63
RESERVE FOR UNCOLLECTED TAXES	118,844.12	Net Valuation Taxable-County	78,422,776	Surplus Dec. 31, 1984	265,402.99
EXPENDITURES	2,369,321.57	State Equalized Valuation	82,747,672	Total	522,127.85
TOTAL		State Equalization Ratio	90.56		

1707
Population 1980 5,760
Population 1984 5,446
S & P Rating
Moody Rating

General Tax Rate Per \$100. 4.33
State Equalized Tax Rate 3.37

PENNS GROVE BORO. - SALEM CO.
Form of Government:
Borough Council
Number of Members on Governing Body - 6

PER CAPITA:
Gross Debt 192.86
Net Debt 144.05
Debt Service
Total Tax Levy 313.30
Municipal Expenditures 286.32

PER CENT:
Gross Debt 2.32
Net Debt 1.73
Tax Levy Collected 81.75
Tax Levy Cancelled, Abated or Adjusted .29

EXPENDITURES		REVENUES-REALIZED		1984 PROPERTY TAX	
GENERAL GOVERNMENT				STATE EQUALIZED TAX RATE	
Governing Body & Public Boards		1984 Property Taxes Collected	1,388,824.94	Local District School Taxes	
Municipal Clerk		1984 Payments in Lieu of Taxes	40,365.76	Regional & Consolidated School Tax 1.51	758,963.51
Financial Administration	22,800.00	Delinquent Tax & Lien Collections	259,068.85	School Taxes in Municipal Budget	
Assessment of Taxes	17,750.00	Business Personality Replacement Taxes	64,363.60	County Taxes .82	414,442.10
Collection of Taxes	14,800.00	Taxes from Public Utilities	248,044.00	County Library Taxes	
Planning, Housing & Development	12,500.00	Other Miscellaneous Tax Revenues		Local Municipal Purpose Taxes 1.03	520,000.00
Human Resources		State Aid Revenues	172,100.14	Veteran & Senior Citizen Taxes	55,350.00
Elections		Federal Aid Revenues		Total Taxes for Rate Computation 3.36	1,748,755.61
General Administration (other)	125,633.04	State and Local Fiscal Assistance Act Utilized	75,463.30	Special District Taxes	
JUDICIARY		Sale of Acquired Property	10,410.00	Bank Corp. Taxes	10,465.67
Municipal Courts	25,400.00	Other Miscellaneous Revenues	206,490.71	Added and Omitted Taxes	2,355.52
PUBLIC SAFETY		Total	2,465,131.30	Total Taxes Levied - ABSTRACT	1,706,226.80
Fire Protection	34,500.00	Prior Years Surplus Appropriated	260,647.33	Total Taxes Billed	1,698,939.94
Police Protection	500,313.30	REVENUES TOTAL	2,725,778.63	1984 TAXES COLLECTED	1,388,824.94
Civil Defense & Disaster Control	100.00	Reserve For Uncollected Taxes	332,500.00	1984 Taxes Cancelled, Abated or Adjusted	5,000.00
Environmental Inspection & Control	7,800.00			Transfer to Tax Title Liens or Foreclosed	73,062.15
Other Public Safety				Balance Outstanding Dec. 31, 1984	232,052.85
PUBLIC WORKS		CAPITAL OUTLAY TOTAL	56,543.16	PRIOR YEARS TAXES OUTSTANDING	
Streets and Drainage	151,500.00	Public Enterprises		Balance January 1, 1984	239,637.82
Sewers and Sewage Processing		Recreation—Culture		Collected in 1984	209,789.63
Garbage and Trash Disposal	80,000.00	Public Works	47,741.86	Cancelled, Abated or Adjusted 1984	5,709.80
Public Buildings and Grounds	39,100.00	Buildings and Grounds	8,801.30	Transfers to Tax Title Liens or Foreclosed	24,138.39
Other Public Works		Library and Education		Balance December 31, 1984	
HEALTH and WELFARE		Conservation		TAX TITLE LIENS OUTSTANDING	
Health Services Except Environmental	9,100.00	All Other		Balance January 1, 1984	223,835.36
Welfare-Public Assistance	8,050.00			Transfer From Taxes	101,300.27
Hospitals, Clinics, First Aid	1,000.00			Redeemed in 1984	49,279.22
Animal, Insect, & Rodent Control	4,000.00			Cancelled, Abated or Adjusted (1984)	
Other Welfare Services				Transfers to Foreclosed Property	38,262.15
RECREATION and CONSERVATION				Balance December 31, 1984	237,594.26
Beaches and Boardwalks				PROPERTY ACQUIRED BY DEED OR	
Parks, Playgrounds, Shade Trees	50.00			FORECLOSURE	
Land Reclamation & Conservation				Balance January 1, 1984	58,300.00
Other Recreational Services	7,000.00			Transfers From Taxes or Liens	38,262.15
EDUCATION (excluding schools)				Sale for Cash (1984)	
Libraries	7,000.00			Cancelled, Abated or Adjusted (1984)	32,100.00
Other Educational Services				Balance December 31, 1984	64,462.15
STATUTORY EXPENDITURES				CURRENT FINANCES DECEMBER 31, 1984	
Pensions & F. I. C. A.	70,900.00			ASSETS	
Employee Fringe Benefits				Cash Dec. 31, 1984	768,961.60
Other Statutory Expenditures	5,000.00			Taxes Receivable	232,052.85
CETA And Other Public Employment Programs				Tax Title Liens	237,594.26
MUNICIPAL FUNCTIONS TOTAL	1,144,296.34			Foreclosed Property	64,462.15
CAPITAL IMPROVEMENTS *MEMO*	4,000.00			Emergencies & Other Deferred Charges	
DEBT SERVICE				State and Federal Aid Receivable	6,262.93
Principal Payments				Other Receivables	98,911.39
Interest Payments				Total	1,408,245.18
DEFERRED CHARGES	82,500.00			LIABILITIES, RESERVES, AND SURPLUS	
SCHOOL, COUNTY, SPECIAL DISTRICT TAXES	1,173,405.61			Cash Liabilities	253,691.03
RESERVE FOR UNCOLLECTED TAXES	332,500.00			Reserves for Receivables	633,020.65
EXPENDITURES TOTAL	2,732,701.95			Surplus Dec. 31, 1984	521,533.50
				Total	1,408,245.18

0427
 Population 1980 33,775
 Population 1984 34,456
 S & P Rating A+
 Moody Rating AAA

General Tax Rate Per \$100. 4.53
 State Equalized Tax Rate 2.96

PENNSAUKEN TOWNSHIP – CAMDEN CO.
Form of Government:
Township Council
Number of Members on Governing Body – 5

PER CAPITA:
 Gross Debt 796.22
 Net Debt 563.99
 Debt Service 88.67
 Total Tax Levy 749.79
 Municipal Expenditures 401.87

PER CENT:
 Gross Debt 3.59
 Net Debt 2.54
 Tax Levy Collected 96.09
 Tax Levy Cancelled, Abated or Adjusted .13

EXPENDITURES		REVENUES-REALIZED		1984 PROPERTY TAX	
GENERAL GOVERNMENT				STATE EQUALIZED TAX RATE	
Governing Body & Public Boards	73,142.00	1984 Property Taxes Collected	24,787,314.00	Local District School Taxes	1.43 11,905,513.00
Municipal Clerk		1984 Payments in Lieu of Taxes		Regional & Consolidated School Tax	
Financial Administration	210,411.00	Delinquent Tax & Lien Collections	737,043.41	School Taxes in Municipal Budget	
Assessment of Taxes	116,108.00	Business Personalty Replacement Taxes	1,142,005.60	County Taxes	1.14 9,519,574.00
Collection of Taxes	134,754.00	Taxes from Public Utilities	3,839,978.11	County Library Taxes	
Planning, Housing & Development	132,496.00	Other Miscellaneous Tax Revenues		Local Municipal Purpose Taxes	.39 3,269,000.00
Human Resources	188,760.00	State Aid Revenues	602,238.62	Veteran & Senior Citizen Taxes	531,800.00
Elections		Federal Aid Revenues		Total Taxes for Rate Computation	2.96 25,225,887.00
General Administration (other)	1,163,005.00	State and Local Fiscal Assistance Act Utilized	422,228.84	Special District Taxes	893,054.00
JUDICIARY		Sale of Acquired Property		Bank Corp. Taxes	48,046.02
Municipal Courts	179,287.00	Other Miscellaneous Revenues		Added and Omitted Taxes	199,692.10
PUBLIC SAFETY		Total	34,535,059.56	Total Taxes Levied - ABSTRACT	25,834,879.12
Fire Protection	519,461.00	Prior Years Surplus Appropriated	1,225,000.00	Total Taxes Billed	25,796,239.91
Police Protection	3,484,693.23	REVENUES TOTAL	35,760,059.56	1984 TAXES COLLECTED	24,787,314.00
Civil Defense & Disaster Control	3,155.00	Reserve For Uncollected Taxes	1,028,332.70	1984 Taxes Cancelled, Abated or Adjusted	33,778.19
Environmental Inspection & Control	236,601.00			Transfer to Tax Title Liens or Foreclosed	124,302.97
Other Public Safety				Balance Outstanding Dec. 31, 1984	850,844.75
PUBLIC WORKS		CAPITAL OUTLAY TOTAL	2,629,886.62	PRIOR YEARS TAXES OUTSTANDING	
Streets and Drainage	1,019,969.00	Public Enterprises	1,016,762.20	Balance January 1, 1984	719,442.03
Sewers and Sewage Processing		Recreation—Culture	439,688.76	Collected in 1984	614,901.49
Garbage and Trash Disposal		Public Works	588,471.30	Cancelled, Abated or Adjusted 1984	50,139.10
Public Buildings and Grounds	247,611.00	Buildings and Grounds	584,964.36	Transfers to Tax Title Liens or Foreclosed	36,795.08
Other Public Works		Library and Education		Balance December 31, 1984	17,606.36
HEALTH and WELFARE		Conservation		TAX TITLE LIENS OUTSTANDING	
Health Services Except Environmental	25,843.00	All Other		Balance January 1, 1984	459,743.20
Welfare-Public Assistance	68,917.00			Transfer From Taxes	167,484.49
Hospitals, Clinics, First Aid				Redeemed in 1984	123,580.00
Animal, Insect, & Rodent Control				Cancelled, Abated or Adjusted (1984)	1,566.68
Other Welfare Services				Transfers to Foreclosed Property	107.57
RECREATION and CONSERVATION				Balance December 31, 1984	501,973.44
Beaches and Boardwalks				PROPERTY ACQUIRED BY DEED OR	
Parks, Playgrounds, Shade Trees	300,036.00			FORECLOSURE	
Land Reclamation & Conservation	2,504.00			Balance January 1, 1984	758,268.09
Other Recreational Services	51,524.00			Transfers From Taxes or Liens	131.06
EDUCATION (excluding schools)				Sale for Cash (1984)	315,426.65
Libraries	241,761.00			Cancelled, Abated or Adjusted (1984)	
Other Educational Services	30,084.00			Balance December 31, 1984	442,972.50
STATUTORY EXPENDITURES				CURRENT FINANCES DECEMBER 31, 1984	
Pensions & F. I. C. A.	691,395.99			ASSETS	
Employee Fringe Benefits	617,560.00			Cash Dec. 31, 1984	2,708,499.93
Other Statutory Expenditures	5,000.00			Taxes Receivable	868,451.11
CETA And Other Public Employment Programs				Tax Title Liens	501,973.44
MUNICIPAL FUNCTIONS TOTAL	9,744,078.22			Foreclosed Property	442,972.50
CAPITAL IMPROVEMENTS *MEMO*	87,000.00			Emergencies & Other Deferred Charges	
DEBT SERVICE				State and Federal Aid Receivable	163,164.00
Principal Payments	1,439,000.00			Other Receivables	654,770.93
Interest Payments	1,616,104.05			Total	5,339,831.91
DEFERRED CHARGES	19,353.53			LIABILITIES, RESERVES, AND SURPLUS	
SCHOOL, COUNTY, SPECIAL DISTRICT TAXES	22,318,141.00			Cash Liabilities	1,924,183.21
RESERVE FOR UNCOLLECTED TAXES	1,028,332.70			Reserves for Receivables	2,468,167.98
EXPENDITURES TOTAL	36,165,009.50			Surplus Dec. 31, 1984	947,480.72
				Total	5,339,831.91

1708
Population 1980 13,848
Population 1984 13,812
S & P Rating
Moody Rating

General Tax Rate Per \$100.
4.25
State Equalized Tax Rate
2.09

PENNSVILLE TOWNSHIP – SALEM COUNTY
Form of Government:
Township Council
Number of Members on Governing Body – 5

PER CAPITA:
Gross Debt 44.05
Net Debt 37.86
Debt Service 7.73
Total Tax Levy 567.67
Municipal Expenditures 503.23
PER CENT:
Gross Debt .19
Net Debt .16
Tax Levy Collected 93.22
Tax Levy Cancelled, Abated or Adjusted .35

EXPENDITURES		REVENUES-REALIZED		1984 PROPERTY TAX	
GENERAL GOVERNMENT				STATE EQUALIZED TAX RATE →	
Governing Body & Public Boards	53,475.00	1984 Property Taxes Collected		Local District School Taxes 1.25	4,668,348.50
Municipal Clerk	24,800.00	1984 Payments in Lieu of Taxes		Regional & Consolidated School Tax	
Financial Administration	51,276.00	Delinquent Tax & Lien Collections		School Taxes in Municipal Budget	
Assessment of Taxes	31,900.00	Business Personalty Replacement Taxes		County Taxes .84	3,146,768.12
Collection of Taxes	57,045.00	Taxes from Public Utilities		County Library Taxes	
Planning, Housing & Development	23,525.00	Other Miscellaneous Tax Revenues		Local Municipal Purpose Taxes	
Human Resources		State Aid Revenues		Veteran & Senior Citizen Taxes	176,000.00
Elections		Federal Aid Revenues		Total Taxes for Rate Computation 2.09	7,991,116.62
General Administration (other)	219,619.00	State and Local Fiscal Assistance Act Utilized		Special District Taxes	
JUDICIARY		Sale of Acquired Property		Bank Corp. Taxes	20,250.28
Municipal Courts	77,761.00	Other Miscellaneous Revenues		Added and Omitted Taxes	5,342.04
PUBLIC SAFETY		Total		Total Taxes Levied - ABSTRACT	7,840,708.94
Fire Protection	172,800.00	Prior Years Surplus Appropriated		Total Taxes Billed	7,821,823.47
Police Protection	1,300,353.00	REVENUES TOTAL		1984 TAXES COLLECTED	7,291,450.70
Civil Defense & Disaster Control	16,757.00	Reserve For Uncollected Taxes		1984 Taxes Cancelled, Abated or Adjusted	27,506.00
Environmental Inspection & Control	52,675.00	CAPITAL OUTLAY TOTAL		Transfer to Tax Title Liens or Foreclosed	22,695.50
Other Public Safety				Balance Outstanding Dec. 31, 1984	480,171.27
PUBLIC WORKS				PRIOR YEARS TAXES OUTSTANDING	
Streets and Drainage	1,406,921.68	Public Enterprises		Balance January 1, 1984	409,278.68
Sewers and Sewage Processing	400,000.00	Recreation—Culture		Collected in 1984	402,658.72
Garbage and Trash Disposal	501,782.00	Public Works		Cancelled, Abated or Adjusted 1984	
Public Buildings and Grounds	109,336.00	Buildings and Grounds		Transfers to Tax Title Liens or Foreclosed	6,619.96
Other Public Works	80,000.00	Library and Education		Balance December 31, 1984	
HEALTH and WELFARE		Conservation		TAX TITLE LIENS OUTSTANDING	
Health Services Except Environmental	80,726.00	All Other		Balance January 1, 1984	62,259.06
Welfare-Public Assistance	10,529.00	CAPITAL DEBT AUTHORIZED, DECEMBER 31, 1984		Transfer From Taxes	29,315.46
Hospitals, Clinics, First Aid	7,500.00	ISSUED AND UNISSUED		Redeemed in 1984	36,380.88
Animal, Insect, & Rodent Control	14,666.00	GROSS DEBT		Cancelled, Abated or Adjusted (1984)	
Other Welfare Services		NET DEBT		Transfers to Foreclosed Property	
RECREATION and CONSERVATION				Balance December 31, 1984	55,193.64
Beaches and Boardwalks	35,016.00	SCHOOL		PROPERTY ACQUIRED BY DEED OR	
Parks, Playgrounds, Shade Trees		Self-Liquidating		FORECLOSURE	
Land Reclamation & Conservation		Other		Balance January 1, 1984	102,601.00
Other Recreational Services	309,640.00	Total		Transfers From Taxes or Liens	
EDUCATION (excluding schools)		ISSUED AND OUTSTANDING		Sale for Cash (1984)	2,465.00
Libraries	84,986.00	SCHOOL		Cancelled, Abated or Adjusted (1984)	
Other Educational Services		Self-Liquidating		Balance December 31, 1984	100,136.00
STATUTORY EXPENDITURES		Other		CURRENT FINANCES DECEMBER 31, 1984	
Pensions & F. I. C. A.	348,777.19	Total		ASSETS	
Employee Fringe Benefits	310,500.00	EQUALIZED VALUATION BASIS		Cash Dec. 31, 1984	2,423,525.79
Other Statutory Expenditures	24,515.00	FOR NET DEBT COMPUTATION		Taxes Receivable	480,171.27
CETA And Other Public Employment Programs		REAL PROPERTY VALUATIONS		Tax Title Liens	55,193.64
MUNICIPAL FUNCTIONS TOTAL	5,806,880.87	Code Class # of Parcels % VAL'N		Foreclosed Property	100,136.00
CAPITAL IMPROVEMENTS *MEMO*	137,374.00	ASSESSED VALUATION		Emergencies & Other Deferred Charges	3,426.94
DEBT SERVICE		1 Vacant Land 1674 2.14		State and Federal Aid Receivable	
Principal Payments	77,600.00	2 Residential 4197 48.45		Other Receivables	56,324.13
Interest Payments	29,128.99	3 Farm 192 1.09		Total	3,118,777.77
DEFERRED CHARGES	378,221.53	4a Commercial 189 7.56		LIABILITIES, RESERVES, AND SURPLUS	
SCHOOL, COUNTY, SPECIAL DISTRICT TAXES	7,815,116.62	4b Industrial 5 38.31		Cash Liabilities	1,056,618.27
RESERVE FOR UNCOLLECTED TAXES	658,748.99	4c Apartments 7 2.45		Reserves for Receivables	691,825.04
EXPENDITURES TOTAL	14,765,697.00	Total 6264		Surplus Dec. 31, 1984	1,370,334.46
		Land Area 23.10 Sq. Miles		Total	3,118,777.77
		Net Valuation Taxable-Municipal			
		Net Valuation Taxable-County			
		State Equalized Valuation			
		State Equalization Ratio			

1431
 Population 1980 **13,776**
 Population 1984 **13,710**
 S & P Rating
 Moody Rating **AAA**

General Tax Rate Per \$100.
 State Equalized Tax Rate
 6.86
 2.51

PEQUANNOCK TOWNSHIP – MORRIS CO.
Form of Government:
Council-Manager Plan E (OMCL 50)
Number of Members on Governing Body – 5

PER CAPITA:
 Gross Debt 367.22
 Net Debt 202.52
 Debt Service 30.94
 Total Tax Levy 810.80
 Municipal Expenditures 343.65
 PER CENT:
 Gross Debt 1.23
 Net Debt .68
 Tax Levy Collected 98.13
 Tax Levy Cancelled, Abated or Adjusted .12

EXPENDITURES		REVENUES-REALIZED		1984 PROPERTY TAX	
GENERAL GOVERNMENT				STATE EQUALIZED TAX RATE	
Governing Body & Public Boards	48,780.87	1984 Property Taxes Collected	10,903,238.37	Local District School Taxes	1.64 7,270,941.00
Municipal Clerk		1984 Payments in Lieu of Taxes		Regional & Consolidated School Tax	
Financial Administration	56,078.00	Delinquent Tax & Lien Collections	153,411.05	School Taxes in Municipal Budget	
Assessment of Taxes	165,994.00	Business Personalty Replacement Taxes	125,830.92	County Taxes	.37 1,633,488.34
Collection of Taxes	39,932.00	Taxes from Public Utilities	720,788.00	County Library Taxes	
Planning, Housing & Development	65,160.00	Other Miscellaneous Tax Revenues		Local Municipal Purpose Taxes	.49 2,174,006.00
Human Resources	1,905.00	State Aid Revenues	290,575.11	Veteran & Senior Citizen Taxes	130,500.00
Elections		Federal Aid Revenues		Total Taxes for Rate Computation	2.50 11,208,935.34
General Administration (other)	306,469.00	State and Local Fiscal Assistance Act Utilized	94,139.00	Special District Taxes	
JUDICIARY		Sale of Acquired Property		Bank Corp. Taxes	10,917.42
Municipal Courts	37,075.00	Other Miscellaneous Revenues	448,422.94	Added and Omitted Taxes	26,691.96
PUBLIC SAFETY		Total	12,736,405.39	Total Taxes Levied - ABSTRACT	11,116,044.72
Fire Protection	68,650.00	Prior Years Surplus Appropriated	670,000.00	Total Taxes Billed	11,111,577.31
Police Protection	843,721.28	REVENUES TOTAL	13,406,405.39	1984 TAXES COLLECTED	10,903,238.37
Civil Defense & Disaster Control	2,500.00	Reserve For Uncollected Taxes	475,000.00	1984 Taxes Cancelled, Abated or Adjusted	12,869.30
Environmental Inspection & Control	29,350.00	CAPITAL OUTLAY TOTAL	857,892.72	Transfer to Tax Title Liens or Foreclosed	26,599.65
Other Public Safety		Public Enterprises	750,162.32	Balance Outstanding Dec. 31, 1984	168,869.99
PUBLIC WORKS		Recreation—Culture		PRIOR YEARS TAXES OUTSTANDING	
Streets and Drainage	362,176.00	Public Works	28,792.06	Balance January 1, 1984	154,882.01
Sewers and Sewage Processing	238,501.00	Buildings and Grounds	78,938.34	Collected in 1984	151,744.07
Garbage and Trash Disposal		Library and Education		Cancelled, Abated or Adjusted 1984	
Public Buildings and Grounds	181,061.00	Conservation		Transfers to Tax Title Liens or Foreclosed	160.25
Other Public Works	37,500.00	All Other		Balance December 31, 1984	2,977.69
HEALTH and WELFARE		CAPITAL DEBT AUTHORIZED, DECEMBER 31, 1984		TAX TITLE LIENS OUTSTANDING	
Health Services Except Environmental	211,311.00	ISSUED AND UNISSUED		Balance January 1, 1984	169,332.31
Welfare-Public Assistance	7,600.00	School	807,000	Transfer From Taxes	1,666.98
Hospitals, Clinics, First Aid		Self-liquidating	1,451,000	Redeemed in 1984	1,666.98
Animal, Insect, & Rodent Control		Other	2,776,535	Cancelled, Abated or Adjusted (1984)	
Other Welfare Services		Total	5,034,535	Transfers to Foreclosed Property	167,722.61
RECREATION and CONSERVATION		ISSUED AND OUTSTANDING		Balance December 31, 1984	1,609.70
Beaches and Boardwalks		School	807,000.00	PROPERTY ACQUIRED BY DEED OR	
Parks, Playgrounds, Shade Trees	222,142.00	Self-Liquidating	1,451,000.00	FORECLOSURE	
Land Reclamation & Conservation	191,484.52	Other	2,099,500.00	Balance January 1, 1984	298,894.72
Other Recreational Services	103,036.00	Total	4,357,500.00	Transfers From Taxes or Liens	192,655.28
EDUCATION (excluding schools)		EQUALIZED VALUATION BASIS		Sale for Cash (1984)	
Libraries	245,000.00	FOR NET DEBT COMPUTATION	410,290,054	Cancelled, Abated or Adjusted (1984)	
Other Educational Services		REAL PROPERTY VALUATIONS		Balance December 31, 1984	491,550.00
STATUTORY EXPENDITURES		Code Class # of Parcels % VAL'N	ASSESSED VALUATION	CURRENT FINANCES DECEMBER 31, 1984	
Pensions & F. I. C. A.	249,400.00	1 Vacant Land 266 3.27	5,259,750.00	ASSETS	
Employee Fringe Benefits	70,000.00	2 Residential 3949 81.10	130,446,400.00	Cash Dec. 31, 1984	1,537,607.26
Other Statutory Expenditures		3 Farm 38 .27	439,000.00	Taxes Receivable	171,847.68
CETA And Other Public Employment Programs		4a Commercial 168 13.83	22,238,750.00	Tax Title Liens	1,609.70
MUNICIPAL FUNCTIONS TOTAL	3,784,826.67	4b Industrial 9 1.53	2,457,200.00	Foreclosed Property	491,550.00
CAPITAL IMPROVEMENTS *MEMO*	28,000.00	4c Apartments		Emergencies & Other Deferred Charges	321,144.21
DEBT SERVICE		Total 4430	160,841,100.00	State and Federal Aid Receivable	6,681.76
Principal Payments	275,000.00	Land Area 6.95 Sq. Miles		Other Receivables	83,314.46
Interest Payments	149,153.55	Net Valuation Taxable-Municipal	161,587,250	Total	2,613,755.07
DEFERRED CHARGES	27,405.00	Net Valuation Taxable-County	445,411,170	LIABILITIES, RESERVES, AND SURPLUS	
SCHOOL, COUNTY, SPECIAL DISTRICT TAXES	8,904,429.34	State Equalized Valuation	441,044,934	Cash Liabilities	1,117,165.98
RESERVE FOR UNCOLLECTED TAXES	475,000.00	State Equalization Ratio	36.53	Reserves for Receivables	679,209.31
EXPENDITURES TOTAL	13,615,814.56			Surplus Dec. 31, 1984	817,379.78

1216
Population 1980 38,951
Population 1984 38,413
S & P Rating
Moody Rating AAA

General Tax Rate Per \$100. 6.19
State Equalized Tax Rate 3.08

PERTH AMBOY CITY – MIDDLESEX COUNTY
Form of Government:
Mayor-Council Plan B (OMCL 50)
Number of Members on Governing Body – 5

PER CAPITA:
Gross Debt 440.40
Net Debt 98.11
Debt Service 34.01
Total Tax Levy 530.42
Municipal Expenditures 404.49
PER CENT:
Gross Debt 2.82
Net Debt .63
Tax Levy Collected 96.57
Tax Levy Cancelled, Abated or Adjusted .87

EXPENDITURES		REVENUES-REALIZED		1984 PROPERTY TAX	
GENERAL GOVERNMENT				STATE EQUALIZED TAX RATE	
Governing Body & Public Boards	114,242.00	1984 Property Taxes Collected	19,733,817.06	Local District School Taxes 1.15	7,616,150.25
Municipal Clerk	145,433.00	1984 Payments in Lieu of Taxes		Regional & Consolidated School Tax	
Financial Administration	378,967.00	Delinquent Tax & Lien Collections	604,539.24	School Taxes in Municipal Budget .03	205,408.50
Assessment of Taxes	120,274.00	Business Personalty Replacement Taxes	1,672,438.88	County Taxes .70	4,599,941.84
Collection of Taxes		Taxes from Public Utilities	1,724,667.00	County Library Taxes	
Planning, Housing & Development	20,945.00	Other Miscellaneous Tax Revenues		Local Municipal Purpose Taxes 1.20	7,926,441.30
Human Resources	786,530.00	State Aid Revenues	1,891,328.08	Veteran & Senior Citizen Taxes	353,750.00
Elections	35,295.00	Federal Aid Revenues		Total Taxes for Rate Computation 3.08	20,701,691.89
General Administration (other)	1,230,596.00	State and Local Fiscal Assistance Act Utilized	514,575.59	Special District Taxes	
JUDICIARY		State and Local Fiscal Assistance Act Utilized		Bank Corp. Taxes	27,100.66
Municipal Courts	182,727.00	Sale of Acquired Property		Added and Omitted Taxes	
PUBLIC SAFETY		Other Miscellaneous Revenues	1,682,368.94	Total Taxes Levied - ABSTRACT	20,375,042.55
Fire Protection	1,418,300.00	Total	27,823,734.79	Total Taxes Billed	20,435,032.30
Police Protection	3,059,543.00	Prior Years Surplus Appropriated	200,000.00	1984 TAXES COLLECTED	19,733,817.06
Civil Defense & Disaster Control	19,000.00	REVENUES TOTAL	28,023,734.79	1984 Taxes Cancelled, Abated or Adjusted	177,644.81
Environmental Inspection & Control	621,089.00	Reserve For Uncollected Taxes	819,083.00	Transfer to Tax Title Liens or Foreclosed	45,619.26
Other Public Safety		CAPITAL OUTLAY TOTAL	1,266,501.23	Balance Outstanding Dec. 31, 1984	477,951.17
PUBLIC WORKS				PRIOR YEARS TAXES OUTSTANDING	
Streets and Drainage	993,994.00	Public Enterprises	855,799.54	Balance January 1, 1984	1,153,879.49
Sewers and Sewage Processing	505,083.00	Recreation—Culture	177.46	Collected in 1984	574,691.35
Garbage and Trash Disposal	44,000.00	Public Works	410,328.72	Cancelled, Abated or Adjusted 1984	286,783.75
Public Buildings and Grounds	641,231.00	Buildings and Grounds	195.51	Transfers to Tax Title Liens or Foreclosed	22,532.20
Other Public Works		Library and Education		Balance December 31, 1984	269,872.19
HEALTH and WELFARE		Conservation		TAX TITLE LIENS OUTSTANDING	
Health Services Except Environmental	213,056.00	All Other		Balance January 1, 1984	182,917.27
Welfare-Public Assistance	464,653.00	CAPITAL DEBT AUTHORIZED, DECEMBER 31, 1984		Transfer From Taxes	70,921.84
Hospitals, Clinics, First Aid		ISSUED AND UNISSUED		Redeemed in 1984	29,847.89
Animal, Insect, & Rodent Control		School	4,479,000	Cancelled, Abated or Adjusted (1984)	
Other Welfare Services		Self-liquidating	8,610,125	Transfers to Foreclosed Property	
RECREATION and CONSERVATION		Other	3,827,908	Balance December 31, 1984	223,991.22
Beaches and Boardwalks		Total	16,917,033	PROPERTY ACQUIRED BY DEED OR FORECLOSURE	
Parks, Playgrounds, Shade Trees	234,003.00	ISSUED AND OUTSTANDING		Balance January 1, 1984	359,800.00
Land Reclamation & Conservation		School	3,438,000.00	Transfers From Taxes or Liens	
Other Recreational Services	139,493.97	Self-Liquidating	3,769,000.00	Sale for Cash (1984)	
EDUCATION (excluding schools)		Other	2,961,000.00	Cancelled, Abated or Adjusted (1984)	
Libraries	253,339.00	Total	10,168,000.00	Balance December 31, 1984	359,800.00
Other Educational Services		EQUALIZED VALUATION BASIS		CURRENT FINANCES DECEMBER 31, 1984	
STATUTORY EXPENDITURES		FOR NET DEBT COMPUTATION	599,837,441	ASSETS	
Pensions & F. I. C. A.	1,425,283.00	REAL PROPERTY VALUATIONS		Cash Dec. 31, 1984	3,359,703.98
Employee Fringe Benefits		Code Class # of Parcels % VAL'N		Taxes Receivable	747,823.36
Other Statutory Expenditures	30,000.00	1 Vacant Land 320 .83		Tax Title Liens	223,991.22
CETA And Other Public Employment Programs		2 Residential 6746 40.84		Foreclosed Property	359,800.00
MUNICIPAL FUNCTIONS TOTAL	13,077,076.97	3 Farm		Emergencies & Other Deferred Charges	
CAPITAL IMPROVEMENTS *MEMO*	20,000.00	4a Commercial 912 13.16		State and Federal Aid Receivable	1,046.54
DEBT SERVICE		4b Industrial 206 40.08		Other Receivables	559,606.39
Principal Payments	810,000.00	4c Apartments 123 5.08		Total	5,251,971.49
Interest Payments	496,586.43	Total 8307		LIABILITIES, RESERVES, AND SURPLUS	
TYPE I SCHL DEBT *MEMO*	822,308.50	Land Area 4.55 Sq. Miles		Cash Liabilities	2,551,031.51
DEFERRED CHARGES	334,898.33	Net Valuation Taxable-Municipal	328,871,094	Reserves for Receivables	1,670,731.99
SCHOOL, COUNTY, SPECIAL DISTRICT TAXES	12,421,500.59	Net Valuation Taxable-County	776,090,188	Surplus Dec. 31, 1984	1,030,207.99
RESERVE FOR UNCOLLECTED TAXES	819,083.00	State Equalized Valuation	656,355,803	Total	5,251,971.49
EXPENDITURES TOTAL	27,959,145.32	State Equalization Ratio	49.70		

2119
Population 1980 16,647
Population 1984 16,364
S & P Rating
Moody Rating

General Tax Rate Per \$100.
3.46
State Equalized Tax Rate
2.91

PHILLIPSBURG TOWN – WARREN COUNTY
Form of Government:
Council-Manager Plan B (OMCL 50)
Number of Members on Governing Body – 5

PER CAPITA:
Gross Debt 236.52
Net Debt 106.72
Debt Service 23.47
Total Tax Levy 451.78
Municipal Expenditures 346.45
PER CENT:
Gross Debt 1.65
Net Debt .74
Tax Levy Collected 93.49
Tax Levy Cancelled, Abated or Adjusted

EXPENDITURES		REVENUES-REALIZED		1984 PROPERTY TAX	
GENERAL GOVERNMENT				STATE EQUALIZED TAX RATE → 1.36	
Governing Body & Public Boards	40,000.00	1984 Property Taxes Collected	6,896,419.82	Local District School Taxes	3,431,755.00
Municipal Clerk	52,543.00	1984 Payments in Lieu of Taxes	47,346.36	Regional & Consolidated School Tax	
Financial Administration	19,100.00	Delinquent Tax & Lien Collections	386,019.16	School Taxes in Municipal Budget	
Assessment of Taxes	31,427.00	Business Personalty Replacement Taxes	484,958.56	County Taxes	.67 * 1,696,896.11
Collection of Taxes	71,469.00	Taxes from Public Utilities	740,653.00	County Library Taxes	
Planning, Housing & Development		Other Miscellaneous Tax Revenues		Local Municipal Purpose Taxes	.87 2,208,009.95
Human Resources	177,314.00	State Aid Revenues	811,968.88	Veteran & Senior Citizen Taxes	257,100.00
Elections	3,900.00	Federal Aid Revenues		Total Taxes for Rate Computation	2.90 7,593,761.06
General Administration (other)	1,025,863.00	State and Local Fiscal Assistance Act Utilized	141,754.52	Special District Taxes	
JUDICIARY		Sale of Acquired Property	5,800.00	Bank Corp. Taxes	26,358.16
Municipal Courts	47,201.00	Other Miscellaneous Revenues	865,567.50	Added and Omitted Taxes	29,914.90
PUBLIC SAFETY		Total	10,380,487.80	Total Taxes Levied - ABSTRACT	7,392,934.12
Fire Protection	116,780.00	Prior Years Surplus Appropriated	445,000.00	Total Taxes Billed	7,376,449.78
Police Protection	901,946.00	REVENUES TOTAL	10,825,487.80	1984 TAXES COLLECTED	6,896,419.82
Civil Defense & Disaster Control	2,000.00	Reserve For Uncollected Taxes	577,181.20	1984 Taxes Cancelled, Abated or Adjusted	250.00
Environmental Inspection & Control	80,735.05	CAPITAL OUTLAY TOTAL	316,670.51	Transfer to Tax Title Liens or Foreclosed	62,724.99
Other Public Safety				Balance Outstanding Dec. 31, 1984	417,054.97
PUBLIC WORKS				PRIOR YEARS TAXES OUTSTANDING	
Streets and Drainage	169,999.96	Public Enterprises		Balance January 1, 1984	348,503.50
Sewers and Sewage Processing	500,013.00	Recreation—Culture		Collected in 1984	327,504.48
Garbage and Trash Disposal		Public Works	233,769.45	Cancelled, Abated or Adjusted 1984	3,179.32
Public Buildings and Grounds	4,500.00	Buildings and Grounds	82,901.06	Transfers to Tax Title Liens or Foreclosed	11,103.53
Other Public Works	481,383.00	Library and Education		Balance December 31, 1984	6,716.17
HEALTH AND WELFARE		Conservation		TAX TITLE LIENS OUTSTANDING	
Health Services Except Environmental		All Other		Balance January 1, 1984	149,146.72
Welfare-Public Assistance	22,740.00	CAPITAL DEBT AUTHORIZED, DECEMBER 31, 1984		Transfer From Taxes	74,617.73
Hospitals, Clinics, First Aid		ISSUED AND UNISSUED		Redeemed in 1984	58,514.68
Animal, Insect, & Rodent Control	2,000.00	School	2,124,000	Cancelled, Abated or Adjusted (1984)	
Other Welfare Services		Self-liquidating		Transfers to Foreclosed Property	
RECREATION AND CONSERVATION		Other	1,746,399	Balance December 31, 1984	165,249.77
Beaches and Boardwalks		Total	3,870,399	PROPERTY ACQUIRED BY DEED OR FORECLOSURE	
Parks, Playgrounds, Shade Trees	59,467.00			Balance January 1, 1984	260,367.08
Land Reclamation & Conservation				Transfers From Taxes or Liens	502.92
Other Recreational Services	49,687.00			Sale for Cash (1984)	5,800.00
EDUCATION (excluding schools)				Cancelled, Abated or Adjusted (1984)	5,575.00
Libraries	250,932.00			Balance December 31, 1984	249,495.00
Other Educational Services				CURRENT FINANCES DECEMBER 31, 1984	
STATUTORY EXPENDITURES				ASSETS	
Pensions & F. I. C. A.	351,760.00			Cash Dec. 31, 1984	3,304,399.54
Employee Fringe Benefits	168,600.00			Taxes Receivable	423,771.14
Other Statutory Expenditures	16,500.00			Tax Title Liens	165,249.77
CETA And Other Public Employment Programs				Foreclosed Property	249,495.00
MUNICIPAL FUNCTIONS TOTAL	4,647,865.01			Emergencies & Other Deferred Charges	1,799.74
CAPITAL IMPROVEMENTS *MEMO*	51,506.52			State and Federal Aid Receivable	34,096.29
DEBT SERVICE				Other Receivables	93,676.47
Principal Payments	280,000.00			Total	4,272,487.95
Interest Payments	104,066.96			LIABILITIES, RESERVES, AND SURPLUS	
DEFERRED CHARGES	60,202.54			Cash Liabilities	2,560,244.49
SCHOOL, COUNTY, SPECIAL DISTRICT TAXES	5,128,651.11			Reserves for Receivables	932,192.38
RESERVE FOR UNCOLLECTED TAXES	577,181.20			Surplus Dec. 31, 1984	780,051.08
EXPENDITURES TOTAL	10,797,966.82			Total	4,272,487.95
		REAL PROPERTY VALUATIONS			
		Code Class # of Parcels % VAL'N	ASSESSED VALUATION		
		1 Vacant Land 310 1.37	2,843,070.00		
		2 Residential 4376 63.66	131,846,935.00		
		3 Farm 3 .02	32,270.00		
		4a Commercial 350 13.61	28,182,345.00		
		4b Industrial 39 17.76	36,779,665.00		
		4c Apartments 18 3.58	7,420,325.00		
		Total 5096	207,104,610.00		
		Land Area 2.90 Sq. Miles			
		Net Valuation Taxable-Municipal	212,512,988		
		Net Valuation Taxable-County	253,103,172		
		State Equalized Valuation	252,146,026		
		State Equalization Ratio	84.06		

1709
Population 1980 2,810
Population 1984 2,873
S & P Rating
Moody Rating

General Tax Rate Per \$100. 4.10
State Equalized Tax Rate 2.20

PILESGROVE TOWNSHIP - SALEM COUNTY
Form of Government:
Township Committee
Number of Members on Governing Body - 3

PER CAPITA:
Gross Debt 780.75
Net Debt 29.59
Debt Service 19.84
Total Tax Levy 632.16
Municipal Expenditures 297.09
PER CENT:
Gross Debt 2.91
Net Debt .11
Tax Levy Collected 91.46
Tax Levy Cancelled, Abated or Adjusted .22

EXPENDITURES		REVENUES-REALIZED		1984 PROPERTY TAX	
GENERAL GOVERNMENT				STATE EQUALIZED TAX RATE	
Governing Body & Public Boards		1984 Property Taxes Collected	1,669,761.55	Local District School Taxes	
Municipal Clerk		1984 Payments in Lieu of Taxes		Regional & Consolidated School Tax 1.40	1,150,409.27
Financial Administration	9,314.00	Delinquent Tax & Lien Collections	139,438.89	School Taxes in Municipal Budget	
Assessment of Taxes	39,012.87	Business Personalty Replacement Taxes	45,057.58	County Taxes .80	653,918.83
Collection of Taxes	6,555.14	Taxes from Public Utilities	384,488.00	County Library Taxes	
Planning, Housing & Development	3,655.00	Other Miscellaneous Tax Revenues		Local Municipal Purpose Taxes	
Human Resources	2,000.00	State Aid Revenues	18,404.05	Veteran & Senior Citizen Taxes	27,000.00
Elections		Federal Aid Revenues		Total Taxes for Rate Computation 2.20	1,831,328.10
General Administration (other)	61,268.48	State and Local Fiscal Assistance Act Utilized	13,216.71	Special District Taxes	
JUDICIARY		Sale of Acquired Property		Bank Corp. Taxes	5,017.93
Municipal Courts	22,400.00	Other Miscellaneous Revenues	383,822.53	Added and Omitted Taxes	6,846.30
PUBLIC SAFETY		Total	2,654,189.31	Total Taxes Levied - ABSTRACT	1,816,192.33
Fire Protection	27,311.12	Prior Years Surplus Appropriated	356,381.65	Total Taxes Billed	1,825,606.75
Police Protection	5,000.00	REVENUES TOTAL	3,010,570.96	1984 TAXES COLLECTED	1,669,761.55
Civil Defense & Disaster Control	500.00	Reserve For Uncollected Taxes	157,500.00	1984 Taxes Cancelled, Abated or Adjusted	3,933.06
Environmental Inspection & Control	11,200.00			Transfer to Tax Title Liens or Foreclosed	2,595.30
Other Public Safety				Balance Outstanding Dec. 31, 1984	149,316.84
PUBLIC WORKS		CAPITAL OUTLAY TOTAL		PRIOR YEARS TAXES OUTSTANDING	
Streets and Drainage	176,213.84	Public Enterprises		Balance January 1, 1984	143,208.55
Sewers and Sewage Processing		Recreation—Culture		Collected in 1984	139,337.04
Garbage and Trash Disposal	26,500.00	Public Works		Cancelled, Abated or Adjusted 1984	1.77
Public Buildings and Grounds	22,284.09	Buildings and Grounds		Transfers to Tax Title Liens or Foreclosed	306.73
Other Public Works		Library and Education		Balance December 31, 1984	3,563.01
HEALTH and WELFARE		Conservation		TAX TITLE LIENS OUTSTANDING	
Health Services Except Environmental	1,000.00	All Other		Balance January 1, 1984	7,545.22
Welfare-Public Assistance	6,950.00			Transfer From Taxes	3,063.81
Hospitals, Clinics, First Aid	2,000.00	CAPITAL DEBT AUTHORIZED, DECEMBER 31, 1984		Redeemed in 1984	101.85
Animal, Insect, & Rodent Control	6,000.00	ISSUED AND UNISSUED		Cancelled, Abated or Adjusted (1984)	
Other Welfare Services		School	2,158,090	Transfers to Foreclosed Property	
RECREATION and CONSERVATION		Self-liquidating		Balance December 31, 1984	10,507.18
Beaches and Boardwalks		Other	85,000	PROPERTY ACQUIRED BY DEED OR	
Parks, Playgrounds, Shade Trees		Total	2,243,090	FORECLOSURE	
Land Reclamation & Conservation	3,000.00			Balance January 1, 1984	1,400.00
Other Recreational Services		ISSUED AND OUTSTANDING		Transfers From Taxes or Liens	
EDUCATION (excluding schools)		School	2,158,090.16	Sale for Cash (1984)	
Libraries	3,000.00	Self-Liquidating		Cancelled, Abated or Adjusted (1984)	
Other Educational Services	175,000.00	Other	85,000.00	Balance December 31, 1984	1,400.00
STATUTORY EXPENDITURES		Total	2,243,090.16	CURRENT FINANCES DECEMBER 31, 1984	
Pensions & F. I. C. A.	18,028.39	EQUALIZED VALUATION BASIS		ASSETS	
Employee Fringe Benefits	8,151.58	FOR NET DEBT COMPUTATION	76,967,574	Cash Dec. 31, 1984	2,851,337.33
Other Statutory Expenditures	1,500.00	REAL PROPERTY VALUATIONS		Taxes Receivable	152,879.85
CETA And Other Public Employment Programs		Code Class # of Parcels % VAL'N		Tax Title Liens	10,507.18
MUNICIPAL FUNCTIONS TOTAL	637,844.51	1 Vacant Land 193 2.23	961,800.00	Foreclosed Property	1,400.00
CAPITAL IMPROVEMENTS *MEMO*	30,000.00	2 Residential 757 60.27	26,008,900.00	Emergencies & Other Deferred Charges	1,194.89
DEBT SERVICE		3 Farm 645 27.48	11,359,300.00	State and Federal Aid Receivable	40,310.70
Principal Payments	50,000.00	4a Commercial 52 8.21	3,543,300.00	Other Receivables	92.05
Interest Payments	7,006.50	4b Industrial 2 1.64	705,700.00	Total	3,057,722.00
DEFERRED CHARGES	1,175.70	4c Apartments 2 .17	73,500.00	LIABILITIES, RESERVES, AND SURPLUS	
SCHOOL, COUNTY, SPECIAL DISTRICT TAXES	1,804,328.10	Total 1651	43,152,500.00	Cash Liabilities	224,408.30
RESERVE FOR UNCOLLECTED TAXES	157,500.00	Land Area 36.10 Sq. Miles		Reserves for Receivables	164,879.08
EXPENDITURES TOTAL	2,657,854.81	Net Valuation Taxable-Municipal	44,079,935	Surplus Dec. 31, 1984	2,668,434.62
		Net Valuation Taxable-County	80,966,813	Total	3,057,722.00
		State Equalized Valuation	81,406,423		
		State Equalization Ratio	53.62		

1522
Population 1980 1,796
Population 1984 1,798
S & P Rating
Moody Rating

General Tax Rate Per \$100.

4.26

State Equalized Tax Rate

2.53

PINE BEACH BOROUGH – OCEAN COUNTY

Form of Government:

Borough Council

Number of Members on Governing Body – 6

PER CAPITA:

Gross Debt 2,512.17
Net Debt 36.38
Debt Service 14.00
Total Tax Levy 758.17
Municipal Expenditures 332.82

PER CENT:

Gross Debt 8.85
Net Debt .13
Tax Levy Collected 93.36
Tax Levy Cancelled, Abated or Adjusted

EXPENDITURES		REVENUES-REALIZED		1984 PROPERTY TAX	
GENERAL GOVERNMENT				STATE EQUALIZED TAX RATE →	
Governing Body & Public Boards		1984 Property Taxes Collected		Local District School Taxes	
Municipal Clerk		1,269,856.61		Regional & Consolidated School Tax 1.60	855,604.43
Financial Administration	6,500.00	1984 Payments in Lieu of Taxes		School Taxes in Municipal Budget	
Assessment of Taxes	28,970.01	Delinquent Tax & Lien Collections		County Taxes .45 *	239,565.58
Collection of Taxes	5,239.34	Business Personality Replacement Taxes		County Library Taxes .03	13,973.57
Planning, Housing & Development	646.58	Taxes from Public Utilities		Local Municipal Purpose Taxes .46	246,800.00
Human Resources		Other Miscellaneous Tax Revenues		Veteran & Senior Citizen Taxes	32,100.00
Elections		State Aid Revenues		Total Taxes for Rate Computation 2.54	1,388,043.58
General Administration (other)	91,491.61	Federal Aid Revenues		Special District Taxes	
JUDICIARY		State and Local Fiscal Assistance Act Utilized		Bank Corp. Taxes	3,051.37
Municipal Courts	7,124.43	Sale of Acquired Property		Added and Omitted Taxes	4,199.53
PUBLIC SAFETY		Other Miscellaneous Revenues		Total Taxes Levied - ABSTRACT	1,363,194.48
Fire Protection	14,000.00	Prior Years Surplus Appropriated		Total Taxes Billed	1,360,143.11
Police Protection	122,205.51	REVENUES TOTAL		1984 TAXES COLLECTED	1,269,856.61
Civil Defense & Disaster Control	300.20	Reserve For Uncollected Taxes		1984 Taxes Cancelled, Abated or Adjusted	
Environmental Inspection & Control	436.30	CAPITAL OUTLAY TOTAL		Transfer to Tax Title Liens or Foreclosed	
Other Public Safety		997,387.80		Balance Outstanding Dec. 31, 1984	90,286.50
PUBLIC WORKS				PRIOR YEARS TAXES OUTSTANDING	
Streets and Drainage	45,835.25	Public Enterprises		Balance January 1, 1984	84,340.08
Sewers and Sewage Processing		Recreation—Culture		Collected in 1984	84,286.74
Garbage and Trash Disposal	47,003.65	Public Works		Cancelled, Abated or Adjusted 1984	
Public Buildings and Grounds	22,916.61	Buildings and Grounds		Transfers to Tax Title Liens or Foreclosed	
Other Public Works	18,000.00	Library and Education		Balance December 31, 1984	53.34
HEALTH and WELFARE		Conservation		TAX TITLE LIENS OUTSTANDING	
Health Services Except Environmental	50.00	All Other		Balance January 1, 1984	4,882.11
Welfare-Public Assistance	500.00	CAPITAL DEBT AUTHORIZED, DECEMBER 31, 1984		Transfer From Taxes	
Hospitals, Clinics, First Aid		ISSUED AND UNISSUED GROSS DEBT NET DEBT		Redeemed in 1984	
Animal, Insect, & Rodent Control	354.83	SCHOOL SELF-LIQUIDATING OTHER TOTAL		Cancelled, Abated or Adjusted (1984)	
Other Welfare Services		499,482 3,952,000 65,405 65,405		Transfers to Foreclosed Property	
RECREATION and CONSERVATION		ISSUED AND OUTSTANDING		Balance December 31, 1984	4,882.11
Beaches and Boardwalks	3,346.07	SCHOOL SELF-LIQUIDATING OTHER TOTAL		PROPERTY ACQUIRED BY DEED OR	
Parks, Playgrounds, Shade Trees		499,482.03 2,902,000.00 3,401,482.03		FORECLOSURE	
Land Reclamation & Conservation		EQUALIZED VALUATION BASIS FOR NET DEBT COMPUTATION		Balance January 1, 1984	14,470.00
Other Recreational Services	800.00	REAL PROPERTY VALUATIONS		Transfers From Taxes or Liens	
EDUCATION (excluding schools)		Code Class # of Parcels % VAL'N ASSESSED VALUATION		Sale for Cash (1984)	
Libraries		1 Vacant Land 111 3.20 1,014,100.00		Cancelled, Abated or Adjusted (1984)	
Other Educational Services		2 Residential 752 90.78 28,803,750.00		Transfers to Foreclosed Property	
STATUTORY EXPENDITURES		3 Farm 4a Commercial 20 6.02 1,911,300.00		Balance December 31, 1984	4,882.11
Pensions & F. I. C. A.	24,571.58	4b Industrial 4c Apartments 883 31,729,150.00		PROPERTY ACQUIRED BY DEED OR	
Employee Fringe Benefits	16,603.54	Total Land Area .60 Sq. Miles		FORECLOSURE	
Other Statutory Expenditures	1,000.00	Net Valuation Taxable-Municipal		Balance January 1, 1984	14,470.00
CETA And Other Public Employment Programs		Net Valuation Taxable-County		Transfers From Taxes or Liens	
MUNICIPAL FUNCTIONS TOTAL	457,895.51	State Equalized Valuation		Sale for Cash (1984)	
CAPITAL IMPROVEMENTS *MEMO*	5,000.00	State Equalization Ratio		Cancelled, Abated or Adjusted (1984)	
DEBT SERVICE				Balance December 31, 1984	2,270.00
Principal Payments	25,175.00			CURRENT FINANCES DECEMBER 31, 1984	
Interest Payments				ASSETS	
DEFERRED CHARGES	24,000.00			Cash Dec. 31, 1984	751,826.10
SCHOOL, COUNTY, SPECIAL DISTRICT TAXES	1,109,143.58			Taxes Receivable	90,339.84
RESERVE FOR UNCOLLECTED TAXES	91,344.69			Tax Title Liens	4,882.11
EXPENDITURES TOTAL	1,707,558.78			Foreclosed Property	12,200.00
				Emergencies & Other Deferred Charges	24,600.00
				State and Federal Aid Receivable	
				Other Receivables	30,186.25
				Total	914,034.30
				LIABILITIES, RESERVES, AND SURPLUS	
				Cash Liabilities	678,712.62
				Reserves for Receivables	137,608.20
				Surplus Dec. 31, 1984	97,713.48
				Total	914,034.30

0428
 Population 1980 **8,684**
 Population 1984 **9,114**
 S & P Rating
 Moody Rating **BAA1**

General Tax Rate Per \$100. **4.09**
 State Equalized Tax Rate **3.17**

PINE HILL BOROUGH - CAMDEN COUNTY
Form of Government:
Borough Council
Number of Members on Governing Body - 6

PER CAPITA:
 Gross Debt **424.22**
 Net Debt **149.62**
 Debt Service **17.58**
 Total Tax Levy **406.17**
 Municipal Expenditures **221.84**

PER CENT:
 Gross Debt **3.59**
 Net Debt **1.27**
 Tax Levy Collected **93.86**
 Tax Levy Cancelled, Abated or Adjusted

EXPENDITURES		REVENUES-REALIZED		1984 PROPERTY TAX	
GENERAL GOVERNMENT				STATE EQUALIZED TAX RATE	
Governing Body & Public Boards	21,750.00	1984 Property Taxes Collected 3,473,998.30		Local District School Taxes .77	887,428.00
Municipal Clerk		1984 Payments in Lieu of Taxes 215,823.51		Regional & Consolidated School Tax .70	807,121.67
Financial Administration	24,710.00	Delinquent Tax & Lien Collections 208,957.63		School Taxes in Municipal Budget	
Assessment of Taxes	20,100.00	Business Personalty Replacement Taxes 9,757.36		County Taxes 1.11	1,290,312.00
Collection of Taxes	29,650.00	Taxes from Public Utilities 469,277.00		County Library Taxes .03	29,503.00
Planning, Housing & Development	12,300.00	Other Miscellaneous Tax Revenues		Local Municipal Purpose Taxes .56	648,500.00
Human Resources		State Aid Revenues 114,829.03		Veteran & Senior Citizen Taxes	77,000.00
Elections	4,795.00	Federal Aid Revenues		Total Taxes for Rate Computation 3.17	3,739,864.67
General Administration (other)	225,017.00	State and Local Fiscal Assistance Act Utilized 34,076.00		Special District Taxes	
JUDICIARY		Sale of Acquired Property		Bank Corp. Taxes	1,941.46
Municipal Courts	42,850.00	Other Miscellaneous Revenues		Added and Omitted Taxes	37,072.47
PUBLIC SAFETY		Total 4,693,230.32		Total Taxes Levied - ABSTRACT	3,701,878.60
Fire Protection	67,500.00	Prior Years Surplus Appropriated 355,773.10		Total Taxes Billed	3,701,267.32
Police Protection	545,433.76	REVENUES TOTAL 5,049,003.42		1984 TAXES COLLECTED	3,473,998.30
Civil Defense & Disaster Control	50.00	Reserve For Uncollected Taxes 285,262.50		1984 Taxes Cancelled, Abated or Adjusted	
Environmental Inspection & Control	19,023.75	CAPITAL OUTLAY TOTAL 30,064.70		Transfer to Tax Title Liens or Foreclosed	75,000.00
Other Public Safety		Public Enterprises		Balance Outstanding Dec. 31, 1984	152,269.02
PUBLIC WORKS		Recreation—Culture		PRIOR YEARS TAXES OUTSTANDING	
Streets and Drainage	162,300.00	Public Works 22,294.70		Balance January 1, 1984	153,988.51
Sewers and Sewage Processing		Buildings and Grounds 7,770.00		Collected in 1984	125,124.18
Garbage and Trash Disposal	108,300.00	Library and Education		Cancelled, Abated or Adjusted 1984	2,149.99
Public Buildings and Grounds	28,665.00	Conservation		Transfers to Tax Title Liens or Foreclosed	25,248.10
Other Public Works	26,800.00	All Other		Balance December 31, 1984	1,466.24
HEALTH and WELFARE		CAPITAL DEBT AUTHORIZED, DECEMBER 31, 1984		TAX TITLE LIENS OUTSTANDING	
Health Services Except Environmental	2,772.25	ISSUED AND UNISSUED GROSS DEBT NET DEBT		Balance January 1, 1984	161,967.72
Welfare-Public Assistance	5,523.00	School 2,502,757		Transfer From Taxes	106,336.85
Hospitals, Clinics, First Aid		Self-liquidating 1,363,606		Redeemed in 1984	83,833.45
Animal, Insect, & Rodent Control	2,255.00	Other 1,363,606		Cancelled, Abated or Adjusted (1984)	
Other Welfare Services		Total 3,866,364		Transfers to Foreclosed Property	
RECREATION and CONSERVATION		ISSUED AND OUTSTANDING		Balance December 31, 1984	184,471.12
Beaches and Boardwalks		School 2,432,007.60		PROPERTY ACQUIRED BY DEED OR FORECLOSURE	
Parks, Playgrounds, Shade Trees	11,000.00	Self-Liquidating 1,359,000.00		Balance January 1, 1984	101,050.00
Land Reclamation & Conservation		Other 3,791,007.60		Transfers From Taxes or Liens	
Other Recreational Services	4,500.00	Total 3,791,007.60		Sale for Cash (1984)	
EDUCATION (excluding schools)		EQUALIZED VALUATION BASIS		Cancelled, Abated or Adjusted (1984)	
Libraries		FOR NET DEBT COMPUTATION 107,567,142		Balance December 31, 1984	101,050.00
Other Educational Services		REAL PROPERTY VALUATIONS		CURRENT FINANCES DECEMBER 31, 1984	
STATUTORY EXPENDITURES		Code Class # of Parcels % VAL'N ASSESSED VALUATION		ASSETS	
Pensions & F. I. C. A.	113,494.00	1 Vacant Land 535 5.70 5,054,750.00		Cash Dec. 31, 1984	1,007,683.38
Employee Fringe Benefits	53,000.00	2 Residential 2365 79.23 70,273,250.00		Taxes Receivable	153,735.26
Other Statutory Expenditures	15,595.00	3 Farm 7 .25 214,500.00		Tax Title Liens	184,471.12
CETA And Other Public Employment Programs		4a Commercial 38 3.71 3,293,400.00		Foreclosed Property	101,050.00
MUNICIPAL FUNCTIONS TOTAL 1,547,383.76		4b Industrial 4 .53 474,200.00		Emergencies & Other Deferred Charges	6,398.75
CAPITAL IMPROVEMENTS *MEMO* 10,000.00		4c Apartments 6 10.58 9,382,000.00		State and Federal Aid Receivable	
DEBT SERVICE		Total 2955 88,692,100.00		Other Receivables	53,584.04
Principal Payments	50,000.00	Land Area 3.97 Sq. Miles		Total	1,506,922.55
Interest Payments	110,234.50	Net Valuation Taxable-Municipal 89,698,631		LIABILITIES, RESERVES, AND SURPLUS	
DEFERRED CHARGES 28,967.74		Net Valuation Taxable-County 109,037,395		Cash Liabilities	468,480.98
SCHOOL, COUNTY, SPECIAL DISTRICT TAXES 3,014,364.67		State Equalized Valuation 115,433,186		Reserves for Receivables	492,840.42
RESERVE FOR UNCOLLECTED TAXES 285,262.50		State Equalization Ratio 77.51		Surplus Dec. 31, 1984	545,601.15
EXPENDITURES TOTAL 5,036,213.17				Total	1,506,922.55

0429
 Population 1980 23
 Population 1984 27
 S & P Rating
 Moody Rating
 General Tax Rate Per \$100. 3.83
 State Equalized Tax Rate 4.74

PINE VALLEY BOROUGH – CAMDEN CO.
Form of Government:
Commission (1911)
Number of Members on Governing Body – 3

PER CAPITA:
 Gross Debt
 Net Debt
 Debt Service
 Total Tax Levy 2,761.93
 Municipal Expenditures 2,723.44
 PER CENT:
 Gross Debt
 Net Debt
 Tax Levy Collected 100.00
 Tax Levy Cancelled, Abated or Adjusted

EXPENDITURES		REVENUES-REALIZED		1984 PROPERTY TAX	
GENERAL GOVERNMENT				STATE EQUALIZED TAX RATE →	
Governing Body & Public Boards		1984 Property Taxes Collected	74,616.43	Local District School Taxes	
Municipal Clerk	600.00	1984 Payments in Lieu of Taxes		Regional & Consolidated School Tax	
Financial Administration	3,600.00	Delinquent Tax & Lien Collections		School Taxes in Municipal Budget	
Assessment of Taxes	765.00	Business Personalty Replacement Taxes	949.04	County Taxes	1.21 19,073.00
Collection of Taxes		Taxes from Public Utilities	3,167.00	County Library Taxes	.03 436.00
Planning, Housing & Development		Other Miscellaneous Tax Revenues	168.54	Local Municipal Purpose Taxes	3.50 55,063.00
Human Resources	1,475.00	State Aid Revenues		Veteran & Senior Citizen Taxes	
Elections	4,615.00	Federal Aid Revenues		Total Taxes for Rate Computation	4.74 74,572.00
General Administration (other)		State and Local Fiscal Assistance Act Utilized		Special District Taxes	
JUDICIARY		Sale of Acquired Property		Bank Corp. Taxes	
Municipal Courts	550.00	Other Miscellaneous Revenues	2,387.28	Added and Omitted Taxes	
PUBLIC SAFETY		Total	81,288.29	Total Taxes Levied - ABSTRACT	74,572.00
Fire Protection	300.00	Prior Years Surplus Appropriated	6,800.00	Total Taxes Billed	74,616.43
Police Protection	44,126.00	REVENUES TOTAL	88,088.29	1984 TAXES COLLECTED	74,616.43
Civil Defense & Disaster Control		Reserve For Uncollected Taxes		1984 Taxes Cancelled, Abated or Adjusted	
Environmental Inspection & Control	2,620.00			Transfer to Tax Title Liens or Foreclosed	
Other Public Safety		CAPITAL OUTLAY TOTAL		Balance Outstanding Dec. 31, 1984	
PUBLIC WORKS		Public Enterprises		PRIOR YEARS TAXES OUTSTANDING	
Streets and Drainage		Recreation—Culture		Balance January 1, 1984	
Sewers and Sewage Processing	3,600.00	Public Works		Collected in 1984	
Garbage and Trash Disposal	766.00	Buildings and Grounds		Cancelled, Abated or Adjusted 1984	
Public Buildings and Grounds		Library and Education		Transfers to Tax Title Liens or Foreclosed	
Other Public Works		Conservation		Balance December 31, 1984	
HEALTH and WELFARE		All Other		TAX TITLE LIENS OUTSTANDING	
Health Services Except Environmental		CAPITAL DEBT AUTHORIZED, DECEMBER 31, 1984		Balance January 1, 1984	
Welfare-Public Assistance		ISSUED AND UNISSUED GROSS DEBT NET DEBT		Transfer From Taxes	
Hospitals, Clinics, First Aid		School		Redeemed in 1984	
Animal, Insect, & Rodent Control		Self-liquidating		Cancelled, Abated or Adjusted (1984)	
Other Welfare Services		Other		Transfers to Foreclosed Property	
RECREATION and CONSERVATION		Total		Balance December 31, 1984	
Beaches and Boardwalks		ISSUED AND OUTSTANDING		PROPERTY ACQUIRED BY DEED OR	
Parks, Playgrounds, Shade Trees		School		FORECLOSURE	
Land Reclamation & Conservation		Self-Liquidating		Balance January 1, 1984	
Other Recreational Services		Other		Transfers From Taxes or Liens	
EDUCATION (excluding schools)		Total		Sale for Cash (1984)	
Libraries		EQUALIZED VALUATION BASIS		Cancelled, Abated or Adjusted (1984)	
Other Educational Services		FOR NET DEBT COMPUTATION	1,505,650	Balance December 31, 1984	
STATUTORY EXPENDITURES		REAL PROPERTY VALUATIONS		CURRENT FINANCES DECEMBER 31, 1984	
Pensions & F. I. C. A.	5,114.00	Code Class # of Parcels % VAL'N ASSESSED VALUATION		ASSETS	
Employee Fringe Benefits	402.00	1 Vacant Land 3 38.49 718,700.00		Cash Dec. 31, 1984	17,710.34
Other Statutory Expenditures		2 Residential 20 42.13 786,600.00		Taxes Receivable	
CETA And Other Public Employment Programs	73,533.00	3 Farm		Tax Title Liens	
MUNICIPAL FUNCTIONS TOTAL		4a Commercial 10 19.38 361,900.00		Foreclosed Property	
CAPITAL IMPROVEMENTS *MEMO*		4b Industrial		Emergencies & Other Deferred Charges	8,000.00
DEBT SERVICE		4c Apartments		State and Federal Aid Receivable	
Principal Payments		Total 33 1,867,200.00		Other Receivables	
Interest Payments		Land Area .94 Sq. Miles		Total	25,710.34
DEFERRED CHARGES		Net Valuation Taxable-Municipal	1,946,177	LIABILITIES, RESERVES, AND SURPLUS	
SCHOOL, COUNTY, SPECIAL DISTRICT TAXES	19,509.00	Net Valuation Taxable-County	1,611,672	Cash Liabilities	14,925.76
RESERVE FOR UNCOLLECTED TAXES		State Equalized Valuation	1,587,704	Reserves for Receivables	
EXPENDITURES TOTAL	93,042.00	State Equalization Ratio	123.76	Surplus Dec. 31, 1984	10,784.58
				Total	25,710.34

1217

Population 1980 42,223
 Population 1984 43,291
 S & P Rating AA-
 Moody Rating AA

General Tax Rate Per \$100.

4.17

State Equalized Tax Rate

2.37

PISCATAWAY TWP. - MIDDLESEX COUNTY**Form of Government:****Mayor-Council Plan F (OMCL 50)****Number of Members on Governing Body - 7****PER CAPITA:**

Gross Debt 688.30
 Net Debt 328.08
 Debt Service 33.68
 Total Tax Levy 809.60
 Municipal Expenditures 277.88

PER CENT:

Gross Debt 2.23
 Net Debt 1.06
 Tax Levy Collected 97.92
 Tax Levy Cancelled, Abated or Adjusted

EXPENDITURES		REVENUES-REALIZED		1984 PROPERTY TAX	
GENERAL GOVERNMENT				STATE EQUALIZED TAX RATE →	
Governing Body & Public Boards	31,920.00	1984 Property Taxes Collected	34,316,885.90	Local District School Taxes 1.48	21,019,821.00
Municipal Clerk	61,595.00	1984 Payments in Lieu of Taxes		Regional & Consolidated School Tax	
Financial Administration	127,010.00	Delinquent Tax & Lien Collections	818,914.15	School Taxes in Municipal Budget	
Assessment of Taxes	125,430.00	Business Personalty Replacement Taxes	829,027.20	County Taxes .61	8,653,018.06
Collection of Taxes	77,290.00	Taxes from Public Utilities	3,173,912.00	County Library Taxes	
Planning, Housing & Development	125,110.00	Other Miscellaneous Tax Revenues		Local Municipal Purpose Taxes .28	3,955,662.68
Human Resources	25,680.00	State Aid Revenues	546,182.12	Veteran & Senior Citizen Taxes	253,000.00
Elections	14,400.00	Federal Aid Revenues		Total Taxes for Rate Computation 2.37	33,881,501.74
General Administration (other)	558,630.00	State and Local Fiscal Assistance Act Utilized	346,767.57	Special District Taxes	779,107.00
JUDICIARY		Sale of Acquired Property	143,029.86	Bank Corp. Taxes	30,512.70
Municipal Courts	132,880.00	Other Miscellaneous Revenues	2,090,261.29	Added and Omitted Taxes	610,383.92
PUBLIC SAFETY		Total	42,264,980.09	Total Taxes Levied - ABSTRACT	35,048,505.36
Fire Protection	660.00	Prior Years Surplus Appropriated	767,813.78	Total Taxes Billed	35,047,497.57
Police Protection	3,081,111.57	REVENUES TOTAL	43,032,793.87	1984 TAXES COLLECTED	34,316,885.90
Civil Defense & Disaster Control	2,800.00	Reserve For Uncollected Taxes	844,271.89	1984 Taxes Cancelled, Abated or Adjusted	
Environmental Inspection & Control	219,225.00	CAPITAL OUTLAY TOTAL	1,668,057.94	Transfer to Tax Title Liens or Foreclosed	41,322.22
Other Public Safety		Public Enterprises	159,192.08	Balance Outstanding Dec. 31, 1984	689,289.45
PUBLIC WORKS		Recreation—Culture	181,355.67	PRIOR YEARS TAXES OUTSTANDING	
Streets and Drainage	1,082,060.00	Public Works	891,970.45	Balance January 1, 1984	637,211.75
Sewers and Sewage Processing	16,000.00	Buildings and Grounds	395,829.44	Collected in 1984	618,645.34
Garbage and Trash Disposal	242,530.00	Library and Education	39,710.30	Cancelled, Abated or Adjusted 1984	
Public Buildings and Grounds	396,000.00	Conservation		Transfers to Tax Title Liens or Foreclosed	6,122.64
Other Public Works	498,655.00	All Other		Balance December 31, 1984	12,443.77
HEALTH and WELFARE		CAPITAL DEBT AUTHORIZED, DECEMBER 31, 1984		TAX TITLE LIENS OUTSTANDING	
Health Services Except Environmental	277,621.00	ISSUED AND UNISSUED		Balance January 1, 1984	280,320.29
Welfare-Public Assistance	40,640.00	School	9,503,000	Transfer From Taxes	48,251.54
Hospitals, Clinics, First Aid	700.00	Self-liquidating	6,090,900	Redeemed in 1984	200,268.81
Animal, Insect, & Rodent Control		Other	14,203,097	Cancelled, Abated or Adjusted (1984)	
Other Welfare Services	1,000.00	Total	29,796,997	Transfers to Foreclosed Property	
RECREATION and CONSERVATION		ISSUED AND OUTSTANDING		Balance December 31, 1984	128,303.02
Beaches and Boardwalks		School	9,503,000.00	PROPERTY ACQUIRED BY DEED OR FORECLOSURE	
Parks, Playgrounds, Shade Trees	286,125.00	Self-Liquidating	6,090,900.00	Balance January 1, 1984	3,837,850.00
Land Reclamation & Conservation	30,910.00	Other	10,905,000.00	Transfers From Taxes or Liens	
Other Recreational Services	341,550.00	Total	26,498,900.00	Sale for Cash (1984)	
EDUCATION (excluding schools)		EQUALIZED VALUATION BASIS		Cancelled, Abated or Adjusted (1984)	
Libraries	569,980.00	FOR NET DEBT COMPUTATION	1,338,953,323	Balance December 31, 1984	3,837,850.00
Other Educational Services	53,580.00	REAL PROPERTY VALUATIONS		CURRENT FINANCES DECEMBER 31, 1984	
STATUTORY EXPENDITURES		Code Class # of Parcels % VAL'N	ASSESSED VALUATION	ASSETS	
Pensions & F. I. C. A.	825,113.34	1 Vacant Land 1079 3.62	28,420,100.00	Cash Dec. 31, 1984	1,570,206.20
Employee Fringe Benefits	481,200.00	2 Residential 8887 46.69	366,077,400.00	Taxes Receivable	701,733.22
Other Statutory Expenditures		3 Farm 64 .43	3,347,800.00	Tax Title Liens	128,303.02
CETA And Other Public Employment Programs		4a Commercial 180 3.80	29,768,300.00	Foreclosed Property	3,837,850.00
MUNICIPAL FUNCTIONS		4b Industrial 151 39.84	312,337,900.00	Emergencies & Other Deferred Charges	34,100.00
CAPITAL IMPROVEMENTS		4c Apartments 20 5.63	44,104,300.00	State and Federal Aid Receivable	
DEBT SERVICE		Total 10381	784,055,800.00	Other Receivables	76,782.25
Principal Payments	403,000.00	Land Area 18.90 Sq. Miles		Total	6,348,974.69
Interest Payments	1,055,194.52	Net Valuation Taxable-Municipal	807,349,362	LIABILITIES, RESERVES, AND SURPLUS	
DEFERRED CHARGES		Net Valuation Taxable-County	1,429,456,883	Cash Liabilities	678,978.38
SCHOOL, COUNTY, SPECIAL DISTRICT TAXES	30,451,946.06	State Equalized Valuation	1,404,658,983	Reserves for Receivables	4,744,668.49
RESERVE FOR UNCOLLECTED TAXES	844,271.89	State Equalization Ratio	56.76	Surplus Dec. 31, 1984	925,327.82
EXPENDITURES				Total	6,348,974.69
TOTAL	42,481,818.38				

0815
Population 1980 9,744
Population 1984 9,551
S & P Rating
Moody Rating

General Tax Rate Per \$100. 2.87
State Equalized Tax Rate 2.67

PITMAN BOROUGH - GLOUCESTER COUNTY
Form of Government:
Borough Council
Number of Members on Governing Body - 6

PER CAPITA:
Gross Debt 217.89
Net Debt 66.18
Debt Service 15.37
Total Tax Levy 504.22
Municipal Expenditures 232.40
PER CENT:
Gross Debt 1.24
Net Debt .38
Tax Levy Collected 95.27
Tax Levy Cancelled, Abated or Adjusted .08

EXPENDITURES		REVENUES-REALIZED		1984 PROPERTY TAX	
GENERAL GOVERNMENT				STATE EQUALIZED TAX RATE → 1.36	
Governing Body & Public Boards		1984 Property Taxes Collected	4,573,751.43	Local District School Taxes	2,393,488.88
Municipal Clerk		1984 Payments in Lieu of Taxes		Regional & Consolidated School Tax	
Financial Administration	18,531.00	Delinquent Tax & Lien Collections	202,868.60	School Taxes in Municipal Budget	
Assessment of Taxes	10,962.00	Business Personalty Replacement Taxes	120,456.56	County Taxes	1,149,869.47
Collection of Taxes	18,631.00	Taxes from Public Utilities	365,543.00	County Library Taxes	29,420.91
Planning, Housing & Development	12,114.00	Other Miscellaneous Tax Revenues		Local Municipal Purpose Taxes	1,143,000.00
Human Resources		State Aid Revenues	148,253.46	Veteran & Senior Citizen Taxes	101,800.00
Elections	8,241.00	Federal Aid Revenues		Total Taxes for Rate Computation	4,817,579.26
General Administration (other)	206,003.00	State and Local Fiscal Assistance Act Utilized	67,193.61	Special District Taxes	66,004.07
JUDICIARY		Sale of Acquired Property		Bank Corp. Taxes	15,373.02
Municipal Courts	20,599.00	Other Miscellaneous Revenues	356,983.29	Added and Omitted Taxes	18,691.63
PUBLIC SAFETY		Total	5,835,049.95	Total Taxes Levied - ABSTRACT	4,815,847.98
Fire Protection	45,282.00	Prior Years Surplus Appropriated	293,960.74	Total Taxes Billed	4,801,021.84
Police Protection	499,008.00	REVENUES TOTAL	6,129,010.69	1984 TAXES COLLECTED	4,573,751.43
Civil Defense & Disaster Control	199.00	Reserve For Uncollected Taxes	285,940.00	1984 Taxes Cancelled, Abated or Adjusted	3,764.19
Environmental Inspection & Control	42,150.00	CAPITAL OUTLAY TOTAL	246,949.47	Transfer to Tax Title Liens or Foreclosed	16,444.85
Other Public Safety		Public Enterprises	102,341.95	Balance Outstanding Dec. 31, 1984	207,061.37
PUBLIC WORKS		Recreation—Culture	10,580.95	PRIOR YEARS TAXES OUTSTANDING	
Streets and Drainage	220,929.43	Public Works	60,612.92	Balance January 1, 1984	181,041.90
Sewers and Sewage Processing		Buildings and Grounds	72,595.20	Collected in 1984	158,683.26
Garbage and Trash Disposal	183,009.00	Library and Education	818.45	Cancelled, Abated or Adjusted 1984	3.35
Public Buildings and Grounds	70,845.00	Conservation		Transfers to Tax Title Liens or Foreclosed	8,015.13
Other Public Works		All Other		Balance December 31, 1984	14,340.16
HEALTH and WELFARE		CAPITAL DEBT AUTHORIZED, DECEMBER 31, 1984		TAX TITLE LIENS OUTSTANDING	
Health Services Except Environmental	1,590.00	ISSUED AND UNISSUED		Balance January 1, 1984	46,036.17
Welfare-Public Assistance	12,290.00	School	1,249,000	Transfer From Taxes	27,062.73
Hospitals, Clinics, First Aid		Self-liquidating	200,000	Redeemed in 1984	44,185.34
Animal, Insect, & Rodent Control	5,483.00	Other	632,038	Cancelled, Abated or Adjusted (1984)	
Other Welfare Services		Total	2,081,038	Transfers to Foreclosed Property	
RECREATION and CONSERVATION		ISSUED AND OUTSTANDING		Balance December 31, 1984	28,913.56
Beaches and Boardwalks		School	1,249,000.00	PROPERTY ACQUIRED BY DEED OR FORECLOSURE	
Parks, Playgrounds, Shade Trees	47,392.00	Self-Liquidating	200,000.00	Balance January 1, 1984	66,415.00
Land Reclamation & Conservation	13,000.00	Other	632,038.00	Transfers From Taxes or Liens	
Other Recreational Services	18,723.00	Total	2,081,038.00	Sale for Cash (1984)	51,600.00
EDUCATION (excluding schools)		EQUALIZED VALUATION BASIS		Cancelled, Abated or Adjusted (1984)	
Libraries	72,039.00	FOR NET DEBT COMPUTATION	167,311,861	Balance December 31, 1984	14,815.00
Other Educational Services		REAL PROPERTY VALUATIONS		CURRENT FINANCES DECEMBER 31, 1984	
STATUTORY EXPENDITURES		Code Class # of Parcels % VAL'N		ASSETS	
Pensions & F. I. C. A.	145,916.00	1 Vacant Land 118 1.15	1,866,400.00	Cash Dec. 31, 1984	1,223,753.96
Employee Fringe Benefits	66,274.00	2 Residential 2766 81.82	133,330,900.00	Taxes Receivable	221,401.53
Other Statutory Expenditures	5,000.00	3 Farm 6 .08	126,100.00	Tax Title Liens	28,913.56
CETA And Other Public Employment Programs		4a Commercial 152 8.29	13,511,300.00	Foreclosed Property	14,815.00
MUNICIPAL FUNCTIONS TOTAL	1,744,210.43	4b Industrial 2 6.61	10,769,500.00	Emergencies & Other Deferred Charges	36,599.67
CAPITAL IMPROVEMENTS *MEMO*	280,000.00	4c Apartments 6 2.06	3,355,700.00	State and Federal Aid Receivable	
DEBT SERVICE		Total 3050	162,959,900.00	Other Receivables	33,212.79
Principal Payments	88,000.00	Land Area 2.26 Sq. Miles		Total	1,558,696.51
Interest Payments	58,825.00	Net Valuation Taxable-Municipal	164,331,921	LIABILITIES, RESERVES, AND SURPLUS	
DEFERRED CHARGES	42,635.53	Net Valuation Taxable-County	172,355,021	Cash Liabilities	342,569.25
SCHOOL, COUNTY, SPECIAL DISTRICT TAXES	3,638,783.33	State Equalized Valuation	176,391,071	Reserves for Receivables	298,342.88
RESERVE FOR UNCOLLECTED TAXES	285,940.00	State Equalization Ratio	93.11	Surplus Dec. 31, 1984	917,784.38
EXPENDITURES TOTAL	5,858,394.29			Total	1,558,696.51

1710
Population 1980 6,954
Population 1984 7,747
S & P Rating
Moody Rating

General Tax Rate Per \$100. 2.98
State Equalized Tax Rate 2.10

PITTS GROVE TOWNSHIP – SALEM COUNTY
Form of Government:
Township Committee
Number of Members on Governing Body – 5

PER CAPITA:
Gross Debt 361.30
Net Debt
Debt Service
Total Tax Levy 352.51
Municipal Expenditures 156.51
PER CENT:
Gross Debt 2.50
Net Debt
Tax Levy Collected 88.89
Tax Levy Cancelled, Abated or Adjusted .04

EXPENDITURES		REVENUES-REALIZED		1984 PROPERTY TAX	
GENERAL GOVERNMENT				STATE EQUALIZED TAX RATE	
Governing Body & Public Boards		1984 Property Taxes Collected	2,432,866.05	Local District School Taxes 1.32	1,587,310.50
Municipal Clerk		1984 Payments in Lieu of Taxes		Regional & Consolidated School Tax	
Financial Administration	30,750.00	Delinquent Tax & Lien Collections	303,819.98	School Taxes in Municipal Budget	
Assessment of Taxes	34,000.00	Business Personalty Replacement Taxes	49,139.40	County Taxes .78	939,172.56
Collection of Taxes	39,100.00	Taxes from Public Utilities	408,636.00	County Library Taxes	
Planning, Housing & Development	19,082.65	Other Miscellaneous Tax Revenues		Local Municipal Purpose Taxes	
Human Resources		State Aid Revenues	37,534.44	Veteran & Senior Citizen Taxes	78,550.00
Elections	2,225.00	Federal Aid Revenues		Total Taxes for Rate Computation 2.10	2,605,033.06
General Administration (other)	159,325.00	State and Local Fiscal Assistance Act Utilized	53,064.94	Special District Taxes	178,210.31
JUDICIARY		Sale of Acquired Property		Bank Corp. Taxes	552.51
Municipal Courts	40,513.00	Other Miscellaneous Revenues	368,071.48	Added and Omitted Taxes	25,643.20
PUBLIC SAFETY		Total	3,653,132.29	Total Taxes Levied - ABSTRACT	2,730,889.08
Fire Protection	1,312.50	Prior Years Surplus Appropriated	321,101.05	Total Taxes Billed	2,736,889.15
Police Protection	5,100.00	REVENUES TOTAL	3,974,233.34	1984 TAXES COLLECTED	2,432,866.05
Civil Defense & Disaster Control	5,000.00	Reserve For Uncollected Taxes	370,500.00	1984 Taxes Cancelled, Abated or Adjusted	1,104.53
Environmental Inspection & Control	15,875.00			Transfer to Tax Title Liens or Foreclosed	4,692.01
Other Public Safety				Balance Outstanding Dec. 31, 1984	298,226.56
PUBLIC WORKS		CAPITAL OUTLAY TOTAL		PRIOR YEARS TAXES OUTSTANDING	
Streets and Drainage	150,414.94	Public Enterprises		Balance January 1, 1984	308,618.52
Sewers and Sewage Processing		Recreation—Culture		Collected in 1984	301,836.55
Garbage and Trash Disposal	85,000.00	Public Works		Cancelled, Abated or Adjusted 1984	
Public Buildings and Grounds	25,500.00	Buildings and Grounds		Transfers to Tax Title Liens or Foreclosed	2,244.60
Other Public Works	63,000.00	Library and Education		Balance December 31, 1984	4,537.37
HEALTH and WELFARE		Conservation		TAX TITLE LIENS OUTSTANDING	
Health Services Except Environmental	1,061.75	All Other		Balance January 1, 1984	17,829.22
Welfare-Public Assistance	1,123.50			Transfer From Taxes	8,442.01
Hospitals, Clinics, First Aid	4,500.00			Redeemed in 1984	1,983.43
Animal, Insect, & Rodent Control	33,561.75			Cancelled, Abated or Adjusted (1984)	
Other Welfare Services				Transfers to Foreclosed Property	
RECREATION and CONSERVATION				Balance December 31, 1984	24,287.80
Beaches and Boardwalks				PROPERTY ACQUIRED BY DEED OR	
Parks, Playgrounds, Shade Trees				FORECLOSURE	
Land Reclamation & Conservation				Balance January 1, 1984	225.00
Other Recreational Services	25,500.00			Transfers From Taxes or Liens	
EDUCATION (excluding schools)				Sale for Cash (1984)	
Libraries				Cancelled, Abated or Adjusted (1984)	
Other Educational Services				Balance December 31, 1984	225.00
STATUTORY EXPENDITURES				CURRENT FINANCES DECEMBER 31, 1984	
Pensions & F. I. C. A.	48,500.00			ASSETS	
Employee Fringe Benefits	40,000.00			Cash Dec. 31, 1984	2,251,109.17
Other Statutory Expenditures	4,000.00			Taxes Receivable	302,763.93
CETA And Other Public Employment Programs				Tax Title Liens	24,287.80
MUNICIPAL FUNCTIONS TOTAL	834,445.09			Foreclosed Property	225.00
CAPITAL IMPROVEMENTS *MFMQ*				Emergencies & Other Deferred Charges	
DEBT SERVICE				State and Federal Aid Receivable	4,094.45
Principal Payments				Other Receivables	10,796.86
Interest Payments				Total	2,593,277.21
DEFERRED CHARGES	7,500.00			LIABILITIES, RESERVES, AND SURPLUS	
SCHOOL, COUNTY, SPECIAL DISTRICT TAXES	2,704,693.37			Cash Liabilities	1,059,017.02
RESERVE FOR UNCOLLECTED TAXES	370,500.00			Reserves for Receivables	338,073.59
EXPENDITURES TOTAL	3,917,138.46			Surplus Dec. 31, 1984	1,196,186.60
				Total	2,593,277.21

2012
 Population 1980 45,555
 Population 1984 46,221
 S & P Rating
 Moody Rating AAA

General Tax Rate Per \$100. 5.71
 State Equalized Tax Rate 3.40

PLAINFIELD CITY – UNION COUNTY
Form of Government:
Special Charter (P.L. 1968 c. 159)
Number of Members on Governing Body – 7

PER CAPITA:
 Gross Debt 394.15
 Net Debt 225.11
 Debt Service 43.20
 Total Tax Levy 492.91
 Municipal Expenditures 482.34

PER CENT:
 Gross Debt 3.02
 Net Debt 1.73
 Tax Levy Collected 92.63
 Tax Levy Cancelled, Abated or Adjusted .32

EXPENDITURES		REVENUES-REALIZED		1984 PROPERTY TAX	
GENERAL GOVERNMENT				STATE EQUALIZED TAX RATE 1.33	
Governing Body & Public Boards	128,309.00	1984 Property Taxes Collected	21,051,196.75	Local District School Taxes	8,900,184.50
Municipal Clerk	112,953.00	1984 Payments in Lieu of Taxes	233,286.14	Regional & Consolidated School Tax	
Financial Administration	194,931.00	Delinquent Tax & Lien Collections	1,363,558.29	School Taxes in Municipal Budget	.04 266,035.50
Assessment of Taxes	60,145.00	Business Personalty Replacement Taxes	871,397.99	County Taxes	.50 3,360,134.09
Collection of Taxes	67,497.00	Taxes from Public Utilities	2,410,253.00	County Library Taxes	
Planning, Housing & Development	119,019.00	Other Miscellaneous Tax Revenues		Local Municipal Purpose Taxes	1.52 10,175,806.36
Human Resources	1,405,277.53	State Aid Revenues	4,357,171.32	Veteran & Senior Citizen Taxes	222,750.00
Elections		Federal Aid Revenues	16,725.00	Total Taxes for Rate Computation	3.39 22,924,910.45
General Administration (other)	3,433,101.97	State and Local Fiscal Assistance Act Utilized	686,711.35	Special District Taxes	
JUDICIARY		Sale of Acquired Property		Bank Corp. Taxes	55,955.50
Municipal Courts	243,888.00	Other Miscellaneous Revenues	1,733,302.43	Added and Omitted Taxes	24,601.42
PUBLIC SAFETY		Total	32,723,602.27	Total Taxes Levied - ABSTRACT	22,782,717.37
Fire Protection	3,113,144.00	Prior Years Surplus Appropriated	1,000,000.00	Total Taxes Billed	22,726,761.87
Police Protection	3,342,447.00	REVENUES TOTAL	33,723,602.27	1984 TAXES COLLECTED	21,051,196.75
Civil Defense & Disaster Control	1,725.00	Reserve For Uncollected Taxes	1,704,765.02	1984 Taxes Cancelled, Abated or Adjusted	72,043.01
Environmental Inspection & Control	134,435.00	CAPITAL OUTLAY TOTAL	2,210,213.61	Transfer to Tax Title Liens or Foreclosed	421,503.41
Other Public Safety		Public Enterprises	356.26	Balance Outstanding Dec. 31, 1984	1,182,018.70
PUBLIC WORKS		Recreation—Culture		PRIOR YEARS TAXES OUTSTANDING	
Streets and Drainage	626,668.00	Public Works	968,605.60	Balance January 1, 1984	1,242,632.67
Sewers and Sewage Processing		Buildings and Grounds	415,124.84	Collected in 1984	1,062,838.22
Garbage and Trash Disposal		Library and Education	826,126.91	Cancelled, Abated or Adjusted 1984	13,012.36
Public Buildings and Grounds		Conservation		Transfers to Tax Title Liens or Foreclosed	142,166.73
Other Public Works	1,417,232.00	All Other		Balance December 31, 1984	24,615.36
HEALTH and WELFARE		CAPITAL DEBT AUTHORIZED, DECEMBER 31, 1984		TAX TITLE LIENS OUTSTANDING	
Health Services Except Environmental	863,540.61	ISSUED AND UNISSUED		Balance January 1, 1984	741,799.94
Welfare-Public Assistance	213,333.00	School	7,604,000	Transfer From Taxes	588,353.28
Hospitals, Clinics, First Aid	50,000.00	Self-liquidating	209,000	Redeemed in 1984	300,720.07
Animal, Insect, & Rodent Control	23,059.00	Other	10,404,889	Cancelled, Abated or Adjusted (1984)	2,904.11
Other Welfare Services		Total	18,217,889	Transfers to Foreclosed Property	43,579.02
RECREATION and CONSERVATION		ISSUED AND OUTSTANDING		Balance December 31, 1984	982,950.02
Beaches and Boardwalks		School	7,556,000.00	PROPERTY ACQUIRED BY DEED OR FORECLOSURE	
Parks, Playgrounds, Shade Trees	16,600.00	Self-Liquidating	209,000.00	Balance January 1, 1984	1,503,600.00
Land Reclamation & Conservation	353,811.34	Other	7,844,100.00	Transfers From Taxes or Liens	43,579.02
Other Recreational Services		Total	15,609,100.00	Sale for Cash (1984)	
EDUCATION (excluding schools)		EQUALIZED VALUATION BASIS FOR NET DEBT COMPUTATION	602,361,966	Cancelled, Abated or Adjusted (1984)	48,479.02
Libraries	495,968.00	REAL PROPERTY VALUATIONS		Balance December 31, 1984	1,498,700.00
Other Educational Services	5,000.00	Code Class # of Parcels % VAL'N		CURRENT FINANCES DECEMBER 31, 1984	
STATUTORY EXPENDITURES				ASSETS	
Pensions & F. I. C. A.	1,797,000.00	1 Vacant Land 446 .89	3,408,425.00	Cash Dec. 31, 1984	3,579,369.92
Employee Fringe Benefits		2 Residential 8790 73.10	280,739,800.00	Taxes Receivable	1,206,634.06
Other Statutory Expenditures	55,000.00	3 Farm 1	4,300.00	Tax Title Liens	982,950.02
CETA And Other Public Employment Programs	153,597.00	4a Commercial 753 14.81	56,895,900.00	Foreclosed Property	1,498,700.00
MUNICIPAL FUNCTIONS TOTAL	18,532,681.50	4b Industrial 79 3.59	13,778,600.00	Emergencies & Other Deferred Charges	
CAPITAL IMPROVEMENTS *MEMO*	105,000.00	4c Apartments 124 7.61	29,225,100.00	State and Federal Aid Receivable	1,177,779.96
DEBT SERVICE		Total 10193	384,052,125.00	Other Receivables	164,048.72
Principal Payments	945,825.00	Land Area 6.00 Sq. Miles		Total	8,609,482.68
Interest Payments	1,050,832.89	Net Valuation Taxable-Municipal	397,674,906	LIABILITIES, RESERVES, AND SURPLUS	
TYPE I SCHL DEBT *MEMO	840,469.50	Net Valuation Taxable-County	634,185,981	Cash Liabilities	3,258,789.36
DEFERRED CHARGES	60,000.00	State Equalized Valuation	659,171,286	Reserves for Receivables	3,849,881.80
SCHOOL, COUNTY, SPECIAL DISTRICT TAXES	12,526,354.09	State Equalization Ratio	59.52	Surplus Dec. 31, 1984	1,500,811.52
RESERVE FOR UNCOLLECTED TAXES	1,704,765.02			Total	8,609,482.68
EXPENDITURES TOTAL	34,820,458.50				

1984/3000

* ABOVE DEBT SERVICE INCLUDES TYPE I SCHOOL DEBT

1218
Population 1980 5,605
Population 1984 8,784
S & P Rating
Moody Rating AA

General Tax Rate Per \$100. 1.54
State Equalized Tax Rate 1.61

PLAINSBORO TOWNSHIP – MIDDLESEX CO.
Form of Government:
Township Committee
Number of Members on Governing Body – 3

PER CAPITA:
Gross Debt 839.91
Net Debt 446.34
Debt Service 62.09
Total Tax Levy 866.29
Municipal Expenditures 351.37
PER CENT:
Gross Debt 2.17
Net Debt 1.16
Tax Levy Collected 99.31
Tax Levy Cancelled, Abated or Adjusted .15

EXPENDITURES		REVENUES-REALIZED		1984 PROPERTY TAX	
GENERAL GOVERNMENT				STATE EQUALIZED TAX RATE →	
Governing Body & Public Boards		1984 Property Taxes Collected	7,575,139.81	Local District School Taxes	
Municipal Clerk		1984 Payments in Lieu of Taxes		Regional & Consolidated School Tax .81	3,716,437.85
Financial Administration	21,950.00	Delinquent Tax & Lien Collections	50,523.68	School Taxes in Municipal Budget	
Assessment of Taxes	39,510.52	Business Personalty Replacement Taxes	74,379.48	County Taxes .60	2,746,196.58
Collection of Taxes	18,345.00	Taxes from Public Utilities	502,965.00	County Library Taxes	
Planning, Housing & Development	56,930.00	Other Miscellaneous Tax Revenues		Local Municipal Purpose Taxes .19	872,312.00
Human Resources	250.00	State Aid Revenues	13,516.54	Veteran & Senior Citizen Taxes	10,400.00
Elections	2,500.00	Federal Aid Revenues	4,835.70	Total Taxes for Rate Computation 1.60	7,345,346.43
General Administration (other)	463,625.00	State and Local Fiscal Assistance Act Utilized	22,143.00	Special District Taxes	
JUDICIARY		Sale of Acquired Property		Bank Corp. Taxes	7,834.21
Municipal Courts	44,720.00	Other Miscellaneous Revenues	966,267.77	Added and Omitted Taxes	266,674.35
PUBLIC SAFETY		Total	9,209,770.98	Total Taxes Levied - ABSTRACT	7,609,454.99
Fire Protection	96,770.64	Prior Years Surplus Appropriated	750,000.00	Total Taxes Billed	7,628,151.34
Police Protection	706,328.00	REVENUES TOTAL	9,959,770.98	1984 TAXES COLLECTED	7,575,139.81
Civil Defense & Disaster Control	57,450.00	Reserve For Uncollected Taxes	109,000.00	1984 Taxes Cancelled, Abated or Adjusted	11,793.32
Environmental Inspection & Control	259,834.50	CAPITAL OUTLAY TOTAL	678,099.79	Transfer to Tax Title Liens or Foreclosed	
Other Public Safety		Public Enterprises		Balance Outstanding Dec. 31, 1984	41,218.21
PUBLIC WORKS		Recreation—Culture	14,443.35	PRIOR YEARS TAXES OUTSTANDING	
Streets and Drainage	192,555.00	Public Works	648,819.65	Balance January 1, 1984	50,523.68
Sewers and Sewage Processing	40,975.00	Buildings and Grounds	14,836.79	Collected in 1984	50,523.68
Garbage and Trash Disposal		Library and Education		Cancelled, Abated or Adjusted 1984	
Public Buildings and Grounds	77,425.00	Conservation		Transfers to Tax Title Liens or Foreclosed	
Other Public Works	8,700.00	All Other		Balance December 31, 1984	
HEALTH and WELFARE		CAPITAL DEBT AUTHORIZED, DECEMBER 31, 1984		TAX TITLE LIENS OUTSTANDING	
Health Services Except Environmental	2,750.00	ISSUED AND UNISSUED		Balance January 1, 1984	
Welfare-Public Assistance	7,290.00	School	2,178,259	Transfer From Taxes	
Hospitals, Clinics, First Aid		Self-liquidating		Redeemed in 1984	
Animal, Insect, & Rodent Control	7,185.00	Other	5,199,500	Cancelled, Abated or Adjusted (1984)	
Other Welfare Services		Total	7,377,759	Transfers to Foreclosed Property	
RECREATION and CONSERVATION		ISSUED AND OUTSTANDING		Balance December 31, 1984	
Beaches and Boardwalks		School	2,178,259.25	PROPERTY ACQUIRED BY DEED OR	
Parks, Playgrounds, Shade Trees	60,550.00	Self-Liquidating		FORECLOSURE	
Land Reclamation & Conservation	5,139.64	Other	5,000,000.00	Balance January 1, 1984	7,600.00
Other Recreational Services	52,997.50	Total	7,178,259.25	Transfers From Taxes or Liens	
EDUCATION (excluding schools)		EQUALIZED VALUATION BASIS		Sale for Cash (1984)	
Libraries	32,763.60	FOR NET DEBT COMPUTATION	339,430,257	Cancelled, Abated or Adjusted (1984)	
Other Educational Services		REAL PROPERTY VALUATIONS		Balance December 31, 1984	7,600.00
STATUTORY EXPENDITURES		Code Class # of Parcels % VAL'N		CURRENT FINANCES DECEMBER 31, 1984	
Pensions & F. I. C. A.	161,100.00	1 Vacant Land 469 3.28	15,497,700.00	ASSETS	
Employee Fringe Benefits		2 Residential 979 24.45	115,604,400.00	Cash Dec. 31, 1984	935,706.58
Other Statutory Expenditures	2,000.00	3 Farm 158 1.54	7,269,800.00	Taxes Receivable	41,218.21
CETA And Other Public Employment Programs		4a Commercial 53 11.69	55,276,700.00	Tax Title Liens	
MUNICIPAL FUNCTIONS TOTAL	2,419,644.40	4b Industrial 30 34.69	164,037,500.00	Foreclosed Property	7,600.00
CAPITAL IMPROVEMENTS *MEMO*	11,450.00	4c Apartments 14 24.36	115,171,600.00	Emergencies & Other Deferred Charges	65,927.67
DEBT SERVICE		Total 1703	472,857,700.00	State and Federal Aid Receivable	
Principal Payments	1,633.00	Land Area 11.80 Sq. Miles		Other Receivables	43,883.02
Interest Payments	543,788.61	Net Valuation Taxable-Municipal	478,017,986	Total	1,094,335.48
DEFERRED CHARGES	12,341.65	Net Valuation Taxable-County	448,638,303	LIABILITIES, RESERVES, AND SURPLUS	
SCHOOL, COUNTY, SPECIAL DISTRICT TAXES	6,462,634.43	State Equalized Valuation	457,789,654	Cash Liabilities	452,418.99
RESERVE FOR UNCOLLECTED TAXES	109,000.00	State Equalization Ratio	104.47	Reserves for Receivables	92,701.23
EXPENDITURES TOTAL	9,549,042.09			Surplus Dec. 31, 1984	549,215.26
				Total	1,094,335.48

0119

Population 1980 13,435
 Population 1984 13,902
 S & P Rating
 Moody Rating AAA

General Tax Rate Per \$100. 3.57
 State Equalized Tax Rate 2.93

PLEASANTVILLE CITY – ATLANTIC COUNTY
Form of Government:
City Charter Act (P.L. 1897 c. 30)
Number of Members on Governing Body – 7

PER CAPITA:
 Gross Debt 572.29
 Net Debt 417.78
 Debt Service 47.45
 Total Tax Levy 621.35
 Municipal Expenditures 501.23

PER CENT:
 Gross Debt 3.06
 Net Debt 2.23
 Tax Levy Collected 92.72
 Tax Levy Cancelled, Abated or Adjusted

EXPENDITURES		REVENUES-REALIZED		1984 PROPERTY TAX	
GENERAL GOVERNMENT				STATE EQUALIZED TAX RATE	
Governing Body & Public Boards				Local District School Taxes	1.39
Municipal Clerk	81,096.21	1984 Property Taxes Collected	7,996,006.35	Regional & Consolidated School Tax	
Financial Administration	86,848.00	1984 Payments in Lieu of Taxes		School Taxes in Municipal Budget	
Assessment of Taxes	36,465.00	Delinquent Tax & Lien Collections	985,110.66	County Taxes	.43 *
Collection of Taxes	61,499.44	Business Personalty Replacement Taxes	138,443.08	County Library Taxes	.03
Planning, Housing & Development	93,456.69	Taxes from Public Utilities	949,127.90	Local Municipal Purpose Taxes	1.07
Human Resources		Other Miscellaneous Tax Revenues		Veteran & Senior Citizen Taxes	
Elections	6,365.13	State Aid Revenues	237,601.38	Total Taxes for Rate Computation	2.92
General Administration (other)	387,611.72	Federal Aid Revenues		Special District Taxes	
JUDICIARY		State and Local Fiscal Assistance Act Utilized	143,826.57	Bank Corp. Taxes	
Municipal Courts	59,365.00	Sale of Acquired Property		Added and Omitted Taxes	
PUBLIC SAFETY		Other Miscellaneous Revenues	1,326,404.94	Total Taxes Levied - ABSTRACT	
Fire Protection	731,402.84	Total	11,776,520.88	Total Taxes Billed	
Police Protection	1,289,104.14	Prior Years Surplus Appropriated	840,000.00	1984 TAXES COLLECTED	
Civil Defense & Disaster Control	1,600.00	REVENUES TOTAL	12,616,520.88	1984 Taxes Cancelled, Abated or Adjusted	
Environmental Inspection & Control	86,154.96	Reserve For Uncollected Taxes	1,280,886.53	Transfer to Tax Title Liens or Foreclosed	
Other Public Safety		CAPITAL OUTLAY TOTAL	781,664.13	Balance Outstanding Dec. 31, 1984	661.77
PUBLIC WORKS					628,219.66
Streets and Drainage	839,502.32	Public Enterprises	6,902.55	PRIOR YEARS TAXES OUTSTANDING	
Sewers and Sewage Processing		Recreation—Culture		Balance January 1, 1984	866,692.43
Garbage and Trash Disposal	104,188.59	Public Works	770,115.33	Collected in 1984	813,967.84
Public Buildings and Grounds	252,000.00	Buildings and Grounds	4,646.25	Cancelled, Abated or Adjusted 1984	
Other Public Works		Library and Education		Transfers to Tax Title Liens or Foreclosed	
HEALTH and WELFARE		Conservation		Balance December 31, 1984	52,724.59
Health Services Except Environmental		All Other		TAX TITLE LIENS OUTSTANDING	
Welfare-Public Assistance	22,210.00	CAPITAL DEBT AUTHORIZED, DECEMBER 31, 1984		Balance January 1, 1984	516,879.23
Hospitals, Clinics, First Aid		ISSUED AND UNISSUED		Transfer From Taxes	11,661.77
Animal, Insect, & Rodent Control	21,043.74	GROSS DEBT		Redeemed in 1984	171,142.82
Other Welfare Services		School	2,148,000	Cancelled, Abated or Adjusted (1984)	
RECREATION and CONSERVATION		Self-liquidating	2,475,000	Transfers to Foreclosed Property	
Beaches and Boardwalks		Other	3,333,000	Balance December 31, 1984	357,398.18
Parks, Playgrounds, Shade Trees	71,718.37	Total	7,956,000	PROPERTY ACQUIRED BY DEED OR	
Land Reclamation & Conservation		ISSUED AND OUTSTANDING		FORECLOSURE	
Other Recreational Services		School	2,148,000.00	Balance January 1, 1984	918,792.00
EDUCATION (excluding schools)		Self-Liquidating	2,475,000.00	Transfers From Taxes or Liens	
Libraries	12,539.65	Other	3,333,000.00	Sale for Cash (1984)	
Other Educational Services		Total	7,956,000.00	Cancelled, Abated or Adjusted (1984)	
STATUTORY EXPENDITURES		EQUALIZED VALUATION BASIS		Balance December 31, 1984	918,792.00
Pensions & F. I. C. A.	443,739.19	FOR NET DEBT COMPUTATION	260,366,435	CURRENT FINANCES DECEMBER 31, 1984	
Employee Fringe Benefits	265,370.00	REAL PROPERTY VALUATIONS		ASSETS	
Other Statutory Expenditures	26,880.00	Code Class # of Parcels % VAL'N		Cash Dec. 31, 1984	3,506,483.47
CETA And Other Public Employment Programs		1 Vacant Land 892 7.42		Taxes Receivable	680,944.25
MUNICIPAL FUNCTIONS TOTAL	4,980,162.18	2 Residential 4396 66.31		Tax Title Liens	357,398.18
CAPITAL IMPROVEMENTS *MEMO*		3 Farm		Foreclosed Property	918,792.00
DEBT SERVICE		4a Commercial 334 20.43		Emergencies & Other Deferred Charges	26,929.12
Principal Payments	270,000.00	4b Industrial 26 3.77		State and Federal Aid Receivable	
Interest Payments	389,645.24	4c Apartments 13 2.07		Other Receivables	208,933.80
		Total 5661		Total	5,699,480.82
DEFERRED CHARGES	47,376.44	Land Area 5.80 Sq. Miles		LIABILITIES, RESERVES, AND SURPLUS	
SCHOOL, COUNTY, SPECIAL DISTRICT TAXES	5,379,979.08	Net Valuation Taxable-Municipal	237,869,251	Cash Liabilities	967,990.15
RESERVE FOR UNCOLLECTED TAXES	1,280,886.53	Net Valuation Taxable-County	276,146,620	Reserves for Receivables	2,369,480.27
EXPENDITURES TOTAL	12,348,049.47	State Equalized Valuation	287,390,936	Surplus Dec. 31, 1984	2,362,010.40
		State Equalization Ratio	82.04	Total	5,699,480.82

1523

Population 1980 4,674
 Population 1984 4,830
 S & P Rating
 Moody Rating

General Tax Rate Per \$100.

2.91
 State Equalized Tax Rate
 2.03

PLUMSTED TOWNSHIP - OCEAN COUNTY**Form of Government:****Township Committee****Number of Members on Governing Body - 3****PER CAPITA:**

Gross Debt 50.10
 Net Debt 24.22
 Debt Service 4.45
 Total Tax Levy 354.91
 Municipal Expenditures 135.32

PER CENT:

Gross Debt .31
 Net Debt .15
 Tax Levy Collected 93.11
 Tax Levy Cancelled, Abated
 or Adjusted

EXPENDITURES		REVENUES-REALIZED		1984 PROPERTY TAX	
GENERAL GOVERNMENT				STATE EQUALIZED TAX RATE	
Governing Body & Public Boards				Local District School Taxes 1.46	1,216,650.00
Municipal Clerk				Regional & Consolidated School Tax	
Financial Administration	7,500.00	1984 Property Taxes Collected	1,588,829.03	School Taxes in Municipal Budget	
Assessment of Taxes	16,388.01	1984 Payments in Lieu of Taxes		County Taxes .46	* 385,494.20
Collection of Taxes	14,550.00	Delinquent Tax & Lien Collections	101,521.68	County Library Taxes .03	22,483.68
Planning, Housing & Development	2,800.00	Business Personalty Replacement Taxes	20,169.32	Local Municipal Purpose Taxes .07	56,300.00
Human Resources		Taxes from Public Utilities	197,205.00	Veteran & Senior Citizen Taxes	52,500.00
Elections		Other Miscellaneous Tax Revenues		Total Taxes for Rate Computation 2.02	1,733,427.88
General Administration (other)	81,266.00	State Aid Revenues	31,179.05	Special District Taxes	
JUDICIARY		Federal Aid Revenues		Bank Corp. Taxes	7,774.71
Municipal Courts	21,841.46	State and Local Fiscal Assistance Act Utilized	18,510.12	Added and Omitted Taxes	25,498.46
PUBLIC SAFETY		Sale of Acquired Property		Total Taxes Levied - ABSTRACT	1,714,201.05
Fire Protection	37,500.00	Other Miscellaneous Revenues	194,338.79	Total Taxes Billed	1,706,426.34
Police Protection	107,154.34	Total	2,151,752.99	1984 TAXES COLLECTED	1,588,829.03
Civil Defense & Disaster Control	800.00	Prior Years Surplus Appropriated	95,000.00	1984 Taxes Cancelled, Abated or Adjusted	
Environmental Inspection & Control	11,285.62	REVENUES TOTAL	2,246,752.99	Transfer to Tax Title Liens or Foreclosed	661.77
Other Public Safety		Reserve For Uncollected Taxes	120,331.59	Balance Outstanding Dec. 31, 1984	116,939.54
PUBLIC WORKS		CAPITAL OUTLAY TOTAL	4,646.25	PRIOR YEARS TAXES OUTSTANDING	
Streets and Drainage	108,668.91			Balance January 1, 1984	102,117.77
Sewers and Sewage Processing	1,200.00	Public Enterprises		Collected in 1984	96,860.70
Garbage and Trash Disposal	6,000.00	Recreation—Culture		Cancelled, Abated or Adjusted 1984	
Public Buildings and Grounds	13,093.07	Public Works		Transfers to Tax Title Liens or Foreclosed	
Other Public Works	100.00	Buildings and Grounds	4,646.25	Balance December 31, 1984	5,257.07
HEALTH and WELFARE		Library and Education		TAX TITLE LIENS OUTSTANDING	
Health Services Except Environmental	3,900.00	Conservation		Balance January 1, 1984	3,999.21
Welfare-Public Assistance	9,793.45	All Other		Transfer From Taxes	661.77
Hospitals, Clinics, First Aid		CAPITAL DEBT AUTHORIZED, DECEMBER 31, 1984		Redeemed in 1984	4,660.98
Animal, Insect, & Rodent Control	3,000.00	ISSUED AND UNISSUED		Cancelled, Abated or Adjusted (1984)	
Other Welfare Services		School 125,000		Transfers to Foreclosed Property	
RECREATION and CONSERVATION		Self-liquidating		Balance December 31, 1984	
Beaches and Boardwalks		Other 117,000	117,000	PROPERTY ACQUIRED BY DEED OR	
Parks, Playgrounds, Shade Trees		Total 242,000	117,000	FORECLOSURE	
Land Reclamation & Conservation				Balance January 1, 1984	
Other Recreational Services	34,417.05	ISSUED AND OUTSTANDING		Transfers From Taxes or Liens	
EDUCATION (excluding schools)		School	110,000.00	Sale for Cash (1984)	
Libraries	7,000.00	Self-Liquidating		Cancelled, Abated or Adjusted (1984)	
Other Educational Services		Other	117,000.00	Balance December 31, 1984	
STATUTORY EXPENDITURES		Total 227,000.00		CURRENT FINANCES DECEMBER 31, 1984	
Pensions & F. I. C. A.	21,741.63	EQUALIZED VALUATION BASIS		ASSETS	
Employee Fringe Benefits		FOR NET DEBT COMPUTATION	77,033,016	Cash Dec. 31, 1984	905,886.20
Other Statutory Expenditures	1,744.58	REAL PROPERTY VALUATIONS		Taxes Receivable	122,192.61
CETA And Other Public Employment Programs		Code Class # of Parcels % VAL'N		Tax Title Liens	
MUNICIPAL FUNCTIONS		1 Vacant Land 630 8.02	4,468,250.00	Foreclosed Property	
CAPITAL IMPROVEMENTS *MEMO*		2 Residential 1248 72.75	40,548,500.00	Emergencies & Other Deferred Charges	
DEBT SERVICE		3 Farm 313 10.94	6,098,450.00	State and Federal Aid Receivable	2,693.10
Principal Payments	21,500.00	4a Commercial 79 6.78	3,778,900.00	Other Receivables	
Interest Payments		4b Industrial 2 .73	407,300.00	Total	1,030,771.91
		4c Apartments 6 .78	435,150.00	LIABILITIES, RESERVES, AND SURPLUS	
		Total 2323	55,736,550.00	Cash Liabilities	805,073.30
DEFERRED CHARGES		Land Area 40.70 Sq. Miles		Reserves for Receivables	122,192.61
SCHOOL, COUNTY, SPECIAL DISTRICT TAXES	1,624,627.88	Net Valuation Taxable-Municipal	57,881,945	Surplus Dec. 31, 1984	103,506.00
RESERVE FOR UNCOLLECTED TAXES	120,331.59	Net Valuation Taxable-County	81,988,007	Total	1,030,771.91
EXPENDITURES		State Equalized Valuation	92,180,648		
TOTAL	2,278,203.59	State Equalization Ratio	69.64		

1984/3000

▽

*Includes County Health Service Taxes or County Vocational School Taxes. See Table 13.

2120

Population 1980 3,856
 Population 1984 3,785
 S & P Rating
 Moody Rating

General Tax Rate Per \$100. 3.15
 State Equalized Tax Rate 2.21

POHATCONG TOWNSHIP – WARREN CO.

Form of Government:

Township Committee

Number of Members on Governing Body – 3

PER CAPITA:

Gross Debt 76.18
 Net Debt 61.65
 Debt Service 37.07
 Total Tax Levy 527.08
 Municipal Expenditures 308.04

PER CENT:

Gross Debt .34
 Net Debt .28
 Tax Levy Collected 93.51
 Tax Levy Cancelled, Abated or Adjusted .37

EXPENDITURES		REVENUES-REALIZED		1984 PROPERTY TAX	
GENERAL GOVERNMENT				STATE EQUALIZED TAX RATE 1.15	
Governing Body & Public Boards		1984 Property Taxes Collected	1,860,522.20	Local District School Taxes	1,030,280.00
Municipal Clerk		1984 Payments in Lieu of Taxes		Regional & Consolidated School Tax	
Financial Administration	9,316.74	Delinquent Tax & Lien Collections	110,379.14	School Taxes in Municipal Budget	
Assessment of Taxes	19,945.00	Business Personalty Replacement Taxes	55,286.16	County Taxes	* 592,430.41
Collection of Taxes	8,727.19	Taxes from Public Utilities	184,379.00	County Library Taxes	.03 29,407.08
Planning, Housing & Development	15,918.60	Other Miscellaneous Tax Revenues		Local Municipal Purpose Taxes	.36 324,029.42
Human Resources		State Aid Revenues	41,358.33	Veteran & Senior Citizen Taxes	60,400.00
Elections	969.00	Federal Aid Revenues		Total Taxes for Rate Computation	2.20 2,036,546.91
General Administration (other)	81,761.68	State and Local Fiscal Assistance Act Utilized	25,151.39	Special District Taxes	
JUDICIARY		Sale of Acquired Property		Bank Corp. Taxes	6,518.72
Municipal Courts	21,961.93	Other Miscellaneous Revenues	295,217.45	Added and Omitted Taxes	12,342.28
PUBLIC SAFETY		Total	2,572,293.67	Total Taxes Levied - ABSTRACT	1,995,007.91
Fire Protection	37,274.47	Prior Years Surplus Appropriated	275,000.00	Total Taxes Billed	1,989,601.82
Police Protection	315,152.31	REVENUES TOTAL	2,847,293.67	1984 TAXES COLLECTED	1,860,522.20
Civil Defense & Disaster Control	1,590.00	Reserve For Uncollected Taxes	180,362.65	1984 Taxes Cancelled, Abated or Adjusted	7,364.30
Environmental Inspection & Control	9,850.00			Transfer to Tax Title Liens or Foreclosed	10,980.90
Other Public Safety		CAPITAL OUTLAY TOTAL	33,575.61	Balance Outstanding Dec. 31, 1984	110,734.42
PUBLIC WORKS				PRIOR YEARS TAXES OUTSTANDING	
Streets and Drainage	200,772.12	Public Enterprises		Balance January 1, 1984	142,265.80
Sewers and Sewage Processing		Recreation—Culture		Collected in 1984	109,936.46
Garbage and Trash Disposal		Public Works	33,575.61	Cancelled, Abated or Adjusted 1984	26,678.65
Public Buildings and Grounds	31,013.07	Buildings and Grounds		Transfers to Tax Title Liens or Foreclosed	5,650.69
Other Public Works		Library and Education		Balance December 31, 1984	
HEALTH and WELFARE		Conservation		TAX TITLE LIENS OUTSTANDING	
Health Services Except Environmental		All Other		Balance January 1, 1984	31,306.37
Welfare-Public Assistance	656.73			Transfer From Taxes	18,298.40
Hospitals, Clinics, First Aid		CAPITAL DEBT AUTHORIZED, DECEMBER 31, 1984		Redeemed in 1984	442.68
Animal, Insect, & Rodent Control		ISSUED AND UNISSUED GROSS DEBT NET DEBT		Cancelled, Abated or Adjusted (1984)	
Other Welfare Services		School		Transfers to Foreclosed Property	
RECREATION and CONSERVATION		Self-liquidating	55,000	Balance December 31, 1984	49,162.09
Beaches and Boardwalks		Other	233,352	PROPERTY ACQUIRED BY DEED OR	
Parks, Playgrounds, Shade Trees	7,100.00	Total	288,352	FORECLOSURE	
Land Reclamation & Conservation	1,509.09	ISSUED AND OUTSTANDING		Balance January 1, 1984	
Other Recreational Services		School		Transfers From Taxes or Liens	
EDUCATION (excluding schools)		Self-Liquidating	25,000.00	Sale for Cash (1984)	
Libraries		Other	217,714.00	Cancelled, Abated or Adjusted (1984)	
Other Educational Services	27.16	Total	242,714.00	Balance December 31, 1984	
STATUTORY EXPENDITURES		EQUALIZED VALUATION BASIS		CURRENT FINANCES DECEMBER 31, 1984	
Pensions & F. I. C. A.	48,404.21	FOR NET DEBT COMPUTATION	84,796,338	ASSETS	
Employee Fringe Benefits	19,000.00	REAL PROPERTY VALUATIONS		Cash Dec. 31, 1984	1,012,555.88
Other Statutory Expenditures	1,800.00	Code Class # of Parcels % VAL'N	ASSESSED VALUATION	Taxes Receivable	110,734.42
CETA And Other Public Employment Programs		1 Vacant Land 180 2.05	1,270,725.00	Tax Title Liens	49,162.09
MUNICIPAL FUNCTIONS TOTAL	832,749.80	2 Residential 1191 73.86	45,820,931.00	Foreclosed Property	
CAPITAL IMPROVEMENTS *MEMO*	8,000.00	3 Farm 237 8.14	5,052,503.00	Emergencies & Other Deferred Charges	988.93
DEBT SERVICE		4a Commercial 70 14.03	8,705,100.00	State and Federal Aid Receivable	86.55
Principal Payments	119,572.00	4b Industrial 4 1.62	1,005,800.00	Other Receivables	2,991.79
Interest Payments	20,745.18	4c Apartments 3 .29	181,000.00	Total	1,176,519.66
		Total 1685	62,036,059.00	LIABILITIES, RESERVES, AND SURPLUS	
DEFERRED CHARGES	12,501.04	Land Area 14.08 Sq. Miles		Cash Liabilities	649,444.05
SCHOOL, COUNTY, SPECIAL DISTRICT TAXES	1,652,117.49	Net Valuation Taxable-Municipal	62,765,380	Reserves for Receivables	162,888.30
RESERVE FOR UNCOLLECTED TAXES	180,362.65	Net Valuation Taxable-County	87,830,054	Surplus Dec. 31, 1984	364,187.31
EXPENDITURES TOTAL	2,818,048.16	State Equalized Valuation	89,166,223	Total	1,176,519.66
		State Equalization Ratio	70.15		

1524
Population 1980 17,747
Population 1984 18,165
S & P Rating
Moody Rating AAA

General Tax Rate Per \$100. 2.24
State Equalized Tax Rate 2.03

POINT PLEASANT BOROUGH - OCEAN CO.
Form of Government:
Borough Council
Number of Members on Governing Body - 6

PER CAPITA:
Gross Debt 550.71
Net Debt 55.50
Debt Service 11.46
Total Tax Levy 618.15
Municipal Expenditures 221.90
PER CENT:
Gross Debt 2.03
Net Debt .20
Tax Levy Collected 94.69
Tax Levy Cancelled, Abated or Adjusted .13

EXPENDITURES		REVENUES-REALIZED		1984 PROPERTY TAX	
GENERAL GOVERNMENT				STATE EQUALIZED TAX RATE → 1.28	
Governing Body & Public Boards	4,950.00	1984 Property Taxes Collected		Local District School Taxes	6,936,688.50
Municipal Clerk		1984 Payments in Lieu of Taxes		Regional & Consolidated School Tax	
Financial Administration	32,436.00	Delinquent Tax & Lien Collections		School Taxes in Municipal Budget	
Assessment of Taxes	50,206.00	Business Personalty Replacement Taxes		County Taxes	* 2,385,100.84
Collection of Taxes	29,524.00	Taxes from Public Utilities		County Library Taxes	139,107.80
Planning, Housing & Development	46,930.00	Other Miscellaneous Tax Revenues		Local Municipal Purpose Taxes	1,564,400.00
Human Resources		State Aid Revenues		Veteran & Senior Citizen Taxes	309,050.00
Elections		Federal Aid Revenues		Total Taxes for Rate Computation	11,334,347.14
General Administration (other)	249,660.00	State and Local Fiscal Assistance Act Utilized		Special District Taxes	
JUDICIARY		Sale of Acquired Property		Bank Corp. Taxes	25,791.17
Municipal Courts	34,034.00	Other Miscellaneous Revenues		Added and Omitted Taxes	177,633.56
PUBLIC SAFETY		Total		Total Taxes Levied - ABSTRACT	11,228,721.87
Fire Protection	44,950.00	Prior Years Surplus Appropriated		Total Taxes Billed	11,202,930.70
Police Protection	1,071,626.01	REVENUES TOTAL		1984 TAXES COLLECTED	10,608,035.80
Civil Defense & Disaster Control	2,025.00	Reserve For Uncollected Taxes		1984 Taxes Cancelled, Abated or Adjusted	14,666.80
Environmental Inspection & Control	86,989.23	CAPITAL OUTLAY TOTAL		Transfer to Tax Title Liens or Foreclosed	45,868.50
Other Public Safety				Balance Outstanding Dec. 31, 1984	534,359.60
PUBLIC WORKS		Public Enterprises		PRIOR YEARS TAXES OUTSTANDING	
Streets and Drainage	421,485.00	Recreation—Culture		Balance January 1, 1984	450,932.97
Sewers and Sewage Processing		Public Works		Collected in 1984	404,356.65
Garbage and Trash Disposal	491,300.00	Buildings and Grounds		Cancelled, Abated or Adjusted 1984	
Public Buildings and Grounds	50,884.00	Library and Education		Transfers to Tax Title Liens or Foreclosed	
Other Public Works		Conservation		Balance December 31, 1984	46,576.32
HEALTH and WELFARE		All Other		TAX TITLE LIENS OUTSTANDING	
Health Services Except Environmental	25,663.00	CAPITAL DEBT AUTHORIZED, DECEMBER 31, 1984		Balance January 1, 1984	90,584.08
Welfare-Public Assistance	15,494.00	ISSUED AND UNISSUED GROSS DEBT NET DEBT		Transfer From Taxes	45,868.50
Hospitals, Clinics, First Aid		School 1,533,000		Redeemed in 1984	44,902.01
Animal, Insect, & Rodent Control	3,582.00	Self-liquidating 7,462,501		Cancelled, Abated or Adjusted (1984)	
Other Welfare Services		Other 1,008,095		Transfers to Foreclosed Property	
RECREATION and CONSERVATION		Total 10,003,596		Balance December 31, 1984	91,550.57
Beaches and Boardwalks	6,775.00	ISSUED AND OUTSTANDING		PROPERTY ACQUIRED BY DEED OR	
Parks, Playgrounds, Shade Trees		School 1,533,000.00		FORECLOSURE	
Land Reclamation & Conservation	14,780.00	Self-Liquidating 6,611,000.00		Balance January 1, 1984	73,850.00
Other Recreational Services	60,332.00	Other 708,427.83		Transfers From Taxes or Liens	
EDUCATION (excluding schools)		Total 8,852,427.83		Sale for Cash (1984)	
Libraries		EQUALIZED VALUATION BASIS		Cancelled, Abated or Adjusted (1984)	
Other Educational Services		FOR NET DEBT COMPUTATION		Balance December 31, 1984	73,850.00
STATUTORY EXPENDITURES		REAL PROPERTY VALUATIONS		CURRENT FINANCES DECEMBER 31, 1984	
Pensions & F. I. C. A.	293,937.00	Code Class # of Parcels % VAL'N		ASSETS	
Employee Fringe Benefits	106,335.00	1 Vacant Land 737 3.97		Cash Dec. 31, 1984	4,159,688.90
Other Statutory Expenditures		2 Residential 6478 84.50		Taxes Receivable	580,935.92
CETA And Other Public Employment Programs		3 Farm		Tax Title Liens	91,550.57
MUNICIPAL FUNCTIONS TOTAL	3,143,897.24	4a Commercial 255 9.76		Foreclosed Property	73,850.00
CAPITAL IMPROVEMENTS *MEMO*	31,630.00	4b Industrial		Emergencies & Other Deferred Charges	41,552.27
DEBT SERVICE		4c Apartments 18 1.77		State and Federal Aid Receivable	17,873.92
Principal Payments	208,174.00	Total 7538		Other Receivables	200,817.57
Interest Payments		Land Area 3.70 Sq. Miles		Total	5,166,269.15
DEFERRED CHARGES	21,034.91	Net Valuation Taxable-Municipal		LIABILITIES, RESERVES, AND SURPLUS	
SCHOOL, COUNTY, SPECIAL DISTRICT TAXES	9,460,897.14	Net Valuation Taxable-County		Cash Liabilities	3,603,092.17
RESERVE FOR UNCOLLECTED TAXES	657,646.47	State Equalized Valuation		Reserves for Receivables	947,154.06
EXPENDITURES TOTAL	13,491,649.76	State Equalization Ratio		Surplus Dec. 31, 1984	616,022.92
				Total	5,166,269.15

*Includes County Health Service Taxes or County Vocational School Taxes. See Table 13.

1525
 Population 1980 5,415
 Population 1984 5,461
 S & P Rating
 Moody Rating BAA1
 General Tax Rate Per \$100. 1.66
 State Equalized Tax Rate 1.72

PT. PLEASANT BEACH BORO. – OCEAN CO.
Form of Government:
Borough Council
Number of Members on Governing Body – 6

PER CAPITA:
 Gross Debt 743.82
 Net Debt 319.36
 Debt Service
 Total Tax Levy 933.29
 Municipal Expenditures 494.07
 PER CENT:
 Gross Debt 1.56
 Net Debt .67
 Tax Levy Collected 93.67
 Tax Levy Cancelled, Abated or Adjusted

EXPENDITURES		REVENUES-REALIZED		1984 PROPERTY TAX	
GENERAL GOVERNMENT				STATE EQUALIZED TAX RATE → .99	
Governing Body & Public Boards	15,000.00	1984 Property Taxes Collected 4,747,436.42		Local District School Taxes	2,897,959.50
Municipal Clerk		1984 Payments in Lieu of Taxes		Regional & Consolidated School Tax	
Financial Administration	12,500.00	Delinquent Tax & Lien Collections 309,774.76		School Taxes in Municipal Budget	
Assessment of Taxes	21,000.00	Business Personalty Replacement Taxes 102,743.08		County Taxes	* 1,273,428.02
Collection of Taxes	22,950.00	Taxes from Public Utilities 455,700.00		County Library Taxes	74,290.26
Planning, Housing & Development	17,000.00	Other Miscellaneous Tax Revenues		Local Municipal Purpose Taxes	791,994.13
Human Resources	2,850.00	State Aid Revenues 47,997.79		Veteran & Senior Citizen Taxes	67,200.00
Elections		Federal Aid Revenues		Total Taxes for Rate Computation	5,104,871.91
General Administration (other)	298,532.00	State and Local Fiscal Assistance Act Utilized 116,894.49		Special District Taxes	
JUDICIARY		Sale of Acquired Property		Bank Corp. Taxes	29,784.37
Municipal Courts	44,982.00	Other Miscellaneous Revenues 789,219.03		Added and Omitted Taxes	29,263.78
PUBLIC SAFETY		Total 6,569,765.57		Total Taxes Levied - ABSTRACT	5,096,720.06
Fire Protection	60,079.00	Prior Years Surplus Appropriated 360,000.00		Total Taxes Billed	5,068,481.10
Police Protection	874,384.82	REVENUES TOTAL 6,929,765.57		1984 TAXES COLLECTED	4,747,436.42
Civil Defense & Disaster Control	500.00	Reserve For Uncollected Taxes 328,344.24		1984 Taxes Cancelled, Abated or Adjusted	
Environmental Inspection & Control	81,372.00	CAPITAL OUTLAY		Transfer to Tax Title Liens or Foreclosed	
Other Public Safety	150.00	Public Enterprises		Balance Outstanding Dec. 31, 1984	321,044.68
PUBLIC WORKS		Recreation—Culture		PRIOR YEARS TAXES OUTSTANDING	
Streets and Drainage	225,202.58	Public Works		Balance January 1, 1984	315,583.70
Sewers and Sewage Processing		Buildings and Grounds		Collected in 1984	307,549.39
Garbage and Trash Disposal	160,666.00	Library and Education		Cancelled, Abated or Adjusted 1984	
Public Buildings and Grounds	96,739.97	Conservation		Transfers to Tax Title Liens or Foreclosed	
Other Public Works	15,000.00	All Other		Balance December 31, 1984	8,034.31
HEALTH and WELFARE		CAPITAL DEBT AUTHORIZED, DECEMBER 31, 1984		TAX TITLE LIENS OUTSTANDING	
Health Services Except Environmental	8,150.00	ISSUED AND UNISSUED		Balance January 1, 1984	4,585.89
Welfare-Public Assistance	17,500.00	SCHOOL 2,318,000		Transfer From Taxes	
Hospitals, Clinics, First Aid		Self-liquidating 1,614,000		Redeemed in 1984	2,225.37
Animal, Insect, & Rodent Control		Other 130,000		Cancelled, Abated or Adjusted (1984)	
Other Welfare Services		Total 4,062,000		Transfers to Foreclosed Property	
RECREATION and CONSERVATION		ISSUED AND OUTSTANDING		Balance December 31, 1984	2,360.52
Beaches and Boardwalks	44,000.00	SCHOOL 2,318,000.00		PROPERTY ACQUIRED BY DEED OR FORECLOSURE	
Parks, Playgrounds, Shade Trees	28,000.00	Self-Liquidating 1,614,000.00		Balance January 1, 1984	
Land Reclamation & Conservation	2,470.76	Other		Transfers From Taxes or Liens	
Other Recreational Services	7,500.00	Total 3,932,000.00		Sale for Cash (1984)	
EDUCATION (excluding schools)		EQUALIZED VALUATION BASIS		Cancelled, Abated or Adjusted (1984)	
Libraries	7,000.00	FOR NET DEBT COMPUTATION		Balance December 31, 1984	
Other Educational Services		REAL PROPERTY VALUATIONS		CURRENT FINANCES DECEMBER 31, 1984	
STATUTORY EXPENDITURES		Code Class # of Parcels % VAL'N		ASSETS	
Pensions & F. I. C. A.	158,220.42	1 Vacant Land 276 5.12		Cash Dec. 31, 1984	2,248,386.47
Employee Fringe Benefits	77,500.00	2 Residential 2257 66.68		Taxes Receivable	329,078.99
Other Statutory Expenditures	9,000.00	3 Farm		Tax Title Liens	2,360.52
CETA And Other Public Employment Programs		4a Commercial 278 24.19		Foreclosed Property	
MUNICIPAL FUNCTIONS		4b Industrial		Emergencies & Other Deferred Charges	49,200.00
CAPITAL IMPROVEMENTS		4c Apartments 31 4.01		State and Federal Aid Receivable	19,972.00
DEBT SERVICE		Total 2842		Other Receivables	1,402.88
Principal Payments		Land Area 1.50 Sq. Miles		Total	2,650,400.86
Interest Payments		Net Valuation Taxable-Municipal 303,750,206		LIABILITIES, RESERVES, AND SURPLUS	
DEFERRED CHARGES		Net Valuation Taxable-County 270,138,138		Cash Liabilities	1,628,565.06
SCHOOL, COUNTY, SPECIAL DISTRICT TAXES	4,245,677.78	State Equalized Valuation 293,547,858		Reserves for Receivables	332,842.39
RESERVE FOR UNCOLLECTED TAXES	328,344.24	State Equalization Ratio 103.49		Surplus Dec. 31, 1984	688,993.41
EXPENDITURES				Total	2,650,400.86
TOTAL	6,943,799.37				

1609
 Population 1980 **10,660**
 Population 1984 **10,935**
 S & P Rating
 Moody Rating **A1**

General Tax Rate Per \$100.
7.53
 State Equalized Tax Rate
2.69

POMPTON LAKES BOROUGH – PASSAIC CO.
Form of Government:
Borough Council
Number of Members on Governing Body – 6

PER CAPITA:
 Gross Debt **369.89**
 Net Debt **210.64**
 Debt Service **31.50**
 Total Tax Levy **738.48**
 Municipal Expenditures **365.40**

PER CENT:
 Gross Debt **1.48**
 Net Debt **.84**
 Tax Levy Collected **97.75**
 Tax Levy Cancelled, Abated or Adjusted **.25**

EXPENDITURES		REVENUES-REALIZED		1984 PROPERTY TAX	
GENERAL GOVERNMENT				STATE EQUALIZED TAX RATE	
Governing Body & Public Boards		1984 Property Taxes Collected	7,884,292.98	Local District School Taxes	1.63 4,850,400.00
Municipal Clerk		1984 Payments in Lieu of Taxes	46,226.25	Regional & Consolidated School Tax	
Financial Administration	68,565.00	Delinquent Tax & Lien Collections	128,816.17	School Taxes in Municipal Budget	
Assessment of Taxes	29,350.00	Business Personalty Replacement Taxes	268,451.16	County Taxes	.59 1,752,177.41
Collection of Taxes	45,925.00	Taxes from Public Utilities	557,391.00	County Library Taxes	
Planning, Housing & Development	10,225.00	Other Miscellaneous Tax Revenues		Local Municipal Purpose Taxes	.46 1,378,376.00
Human Resources	1,475.00	State Aid Revenues	116,309.18	Veteran & Senior Citizen Taxes	109,100.00
Elections	5,200.00	Federal Aid Revenues		Total Taxes for Rate Computation	2.68 8,090,053.41
General Administration (other)	303,489.15	State and Local Fiscal Assistance Act Utilized	63,046.30	Special District Taxes	
JUDICIARY		Sale of Acquired Property		Bank Corp. Taxes	12,430.87
Municipal Courts	28,725.00	Other Miscellaneous Revenues	512,711.13	Added and Omitted Taxes	81,939.27
PUBLIC SAFETY		Total	9,577,244.17	Total Taxes Levied - ABSTRACT	8,075,323.55
Fire Protection	54,869.00	Prior Years Surplus Appropriated	470,000.00	Total Taxes Billed	8,065,677.50
Police Protection	802,403.00	REVENUES TOTAL	10,047,244.17	1984 TAXES COLLECTED	7,884,292.98
Civil Defense & Disaster Control	700.00	Reserve For Uncollected Taxes	320,156.40	1984 Taxes Cancelled, Abated or Adjusted	20,034.81
Environmental Inspection & Control	18,340.00	CAPITAL OUTLAY TOTAL	410,536.72	Transfer to Tax Title Liens or Foreclosed	
Other Public Safety		Public Enterprises		Balance Outstanding Dec. 31, 1984	161,349.71
PUBLIC WORKS		Recreation—Culture	3,641.74	PRIOR YEARS TAXES OUTSTANDING	
Streets and Drainage	847,270.92	Public Works	406,894.98	Balance January 1, 1984	133,888.65
Sewers and Sewage Processing	3,500.00	Buildings and Grounds		Collected in 1984	128,816.17
Garbage and Trash Disposal	340,000.00	Library and Education		Cancelled, Abated or Adjusted 1984	5,072.48
Public Buildings and Grounds	70,660.00	Conservation		Transfers to Tax Title Liens or Foreclosed	
Other Public Works		All Other		Balance December 31, 1984	
HEALTH and WELFARE		CAPITAL DEBT AUTHORIZED, DECEMBER 31, 1984		TAX TITLE LIENS OUTSTANDING	
Health Services Except Environmental	108,955.00	ISSUED AND UNISSUED		Balance January 1, 1984	
Welfare-Public Assistance	4,850.00	School	1,723,500	Transfer From Taxes	
Hospitals, Clinics, First Aid		Self-Liquidating		Redeemed in 1984	
Animal, Insect, & Rodent Control		Other	2,321,300	Cancelled, Abated or Adjusted (1984)	
Other Welfare Services		Total	4,044,800	Transfers to Foreclosed Property	
RECREATION and CONSERVATION		ISSUED AND OUTSTANDING		Balance December 31, 1984	
Beaches and Boardwalks		School	1,226,000.00	PROPERTY ACQUIRED BY DEED OR	
Parks, Playgrounds, Shade Trees	111,500.00	Self-Liquidating		FORECLOSURE	
Land Reclamation & Conservation	300.00	Other	2,320,050.00	Balance January 1, 1984	36,475.00
Other Recreational Services	20,200.00	Total	3,546,050.00	Transfers From Taxes or Liens	
EDUCATION (excluding schools)		EQUALIZED VALUATION BASIS		Sale for Cash (1984)	
Libraries	90,000.00	FOR NET DEBT COMPUTATION	273,270,987	Cancelled, Abated or Adjusted (1984)	
Other Educational Services		REAL PROPERTY VALUATIONS		Balance December 31, 1984	36,475.00
STATUTORY EXPENDITURES		Code Class # of Parcels % VAL'N		CURRENT FINANCES DECEMBER 31, 1984	
Pensions & F. I. C. A.	259,000.06	1 Vacant Land 263 1.54	1,613,300.00	ASSETS	
Employee Fringe Benefits	92,500.00	2 Residential 3037 80.19	84,148,435.00	Cash Dec. 31, 1984	1,511,403.35
Other Statutory Expenditures	8,500.00	3 Farm		Taxes Receivable	161,349.71
CETA And Other Public Employment Programs		4a Commercial 141 10.20	10,704,300.00	Tax Title Liens	
MUNICIPAL FUNCTIONS		4b Industrial 5 4.92	5,165,950.00	Foreclosed Property	36,475.00
CAPITAL IMPROVEMENTS		4c Apartments 7 3.15	3,309,100.00	Emergencies & Other Deferred Charges	163,339.63
DEBT SERVICE		Total 3503	104,941,085.00	State and Federal Aid Receivable	
Principal Payments	220,500.00	Land Area 3.00 Sq. Miles		Other Receivables	121,518.14
Interest Payments	123,959.67	Net Valuation Taxable-Municipal	106,028,640	Total	1,994,085.83
DEFERRED CHARGES		Net Valuation Taxable-County	276,359,175	LIABILITIES, RESERVES, AND SURPLUS	
SCHOOL, COUNTY, SPECIAL DISTRICT TAXES		State Equalized Valuation	295,287,695	Cash Liabilities	964,962.72
RESERVE FOR UNCOLLECTED TAXES		State Equalization Ratio	35.67	Reserves for Receivables	319,342.85
EXPENDITURES				Surplus Dec. 31, 1984	709,780.26
TOTAL	10,598,209.40			Total	1,994,085.83

0120
 Population 1980 837
 Population 1984 886
 S & P Rating
 Moody Rating

General Tax Rate Per \$100. 1.73
 State Equalized Tax Rate 2.06

PORT REPUBLIC CITY – ATLANTIC CO.
Form of Government:
City Charter (P.L. 1897 c. 30)
Number of Members on Governing Body – 7

PER CAPITA:
 Gross Debt 282.17
 Net Debt
 Debt Service 51.50
 Total Tax Levy 674.82
 Municipal Expenditures 312.91

PER CENT:
 Gross Debt .73
 Net Debt
 Tax Levy Collected 90.35
 Tax Levy Cancelled, Abated or Adjusted 2.39

EXPENDITURES		REVENUES-REALIZED		1984 PROPERTY TAX	
GENERAL GOVERNMENT				STATE EQUALIZED TAX RATE → 1.43	
Governing Body & Public Boards		1984 Property Taxes Collected	540,216.53	Local District School Taxes	408,604.00
Municipal Clerk		1984 Payments in Lieu of Taxes		Regional & Consolidated School Tax	
Financial Administration	8,306.00	Delinquent Tax & Lien Collections	43,555.71	School Taxes in Municipal Budget	.15 41,679.48
Assessment of Taxes	4,300.00	Business Personalty Replacement Taxes	5,963.48	County Taxes	.45 * 129,977.46
Collection of Taxes	5,600.00	Taxes from Public Utilities	123,520.00	County Library Taxes	.03 8,206.13
Planning, Housing & Development	940.00	Other Miscellaneous Tax Revenues		Local Municipal Purpose Taxes	
Human Resources		State Aid Revenues	14,481.92	Veteran & Senior Citizen Taxes	12,700.00
Elections	1,050.00	Federal Aid Revenues		Total Taxes for Rate Computation	2.06 601,167.07
General Administration (other)	44,846.67	State and Local Fiscal Assistance Act Utilized	3,478.37	Special District Taxes	
JUDICIARY		Sale of Acquired Property		Bank Corp. Taxes	
Municipal Courts	1,000.00	Other Miscellaneous Revenues	35,078.01	Added and Omitted Taxes	9,419.47
PUBLIC SAFETY		Total	766,294.02	Total Taxes Levied - ABSTRACT	597,886.54
Fire Protection	7,500.00	Prior Years Surplus Appropriated	26,634.00	Total Taxes Billed	597,939.78
Police Protection	2,530.00	REVENUES TOTAL	792,928.02	1984 TAXES COLLECTED	540,216.53
Civil Defense & Disaster Control	250.00	Reserve For Uncollected Taxes	64,111.18	1984 Taxes Cancelled, Abated or Adjusted	14,266.92
Environmental Inspection & Control	2,802.00	CAPITAL OUTLAY TOTAL	6,495.60	Transfer to Tax Title Liens or Foreclosed	741.32
Other Public Safety				Balance Outstanding Dec. 31, 1984	42,715.01
PUBLIC WORKS				PRIOR YEARS TAXES OUTSTANDING	
Streets and Drainage	36,168.37	Public Enterprises		Balance January 1, 1984	37,720.98
Sewers and Sewage Processing		Recreation—Culture		Collected in 1984	36,799.50
Garbage and Trash Disposal	19,000.00	Public Works	4,500.00	Cancelled, Abated or Adjusted 1984	
Public Buildings and Grounds	4,200.00	Buildings and Grounds	1,995.60	Transfers to Tax Title Liens or Foreclosed	
Other Public Works	1,500.00	Library and Education		Balance December 31, 1984	921.48
HEALTH and WELFARE		Conservation		TAX TITLE LIENS OUTSTANDING	
Health Services Except Environmental		All Other		Balance January 1, 1984	25,551.08
Welfare-Public Assistance	125.00	CAPITAL DEBT AUTHORIZED, DECEMBER 31, 1984		Transfer From Taxes	741.32
Hospitals, Clinics, First Aid		ISSUED AND UNISSUED GROSS DEBT NET DEBT		Redeemed in 1984	6,756.21
Animal, Insect, & Rodent Control	3,884.40	School 250,000		Cancelled, Abated or Adjusted (1984)	
Other Welfare Services		Self-liquidating		Transfers to Foreclosed Property	
RECREATION and CONSERVATION		Other		Balance December 31, 1984	19,536.19
Beaches and Boardwalks		Total 250,000		PROPERTY ACQUIRED BY DEED OR FORECLOSURE	
Parks, Playgrounds, Shade Trees	8,460.00	ISSUED AND OUTSTANDING		Balance January 1, 1984	1,000.00
Land Reclamation & Conservation		School	250,000.00	Transfers From Taxes or Liens	
Other Recreational Services	500.00	Self-Liquidating		Sale for Cash (1984)	
EDUCATION (excluding schools)		Other		Cancelled, Abated or Adjusted (1984)	
Libraries		Total	250,000.00	Balance December 31, 1984	1,000.00
Other Educational Services		EQUALIZED VALUATION BASIS FOR NET DEBT COMPUTATION	34,254,603	CURRENT FINANCES DECEMBER 31, 1984	
STATUTORY EXPENDITURES		REAL PROPERTY VALUATIONS		ASSETS	
Pensions & F. I. C. A.	5,400.00	Code Class # of Parcels % VAL'N		Cash Dec. 31, 1984	232,294.62
Employee Fringe Benefits	1,800.00	1 Vacant Land 222 18.84	6,337,000.00	Taxes Receivable	43,636.49
Other Statutory Expenditures	850.00	2 Residential 316 73.51	24,725,970.00	Tax Title Liens	19,536.19
CETA And Other Public Employment Programs		3 Farm 32 3.04	1,019,450.00	Foreclosed Property	1,000.00
MUNICIPAL FUNCTIONS TOTAL	161,012.44	4a Commercial 12 4.60	1,546,800.00	Emergencies & Other Deferred Charges	12,139.98
CAPITAL IMPROVEMENTS *MEMO*		4b Industrial 1 .03	8,500.00	State and Federal Aid Receivable	
DEBT SERVICE		4c Apartments		Other Receivables	5,662.34
Principal Payments	25,000.00	Total 583	33,637,720.00	Total	314,269.62
Interest Payments	20,625.00	Land Area 8.10 Sq. Miles		LIABILITIES, RESERVES, AND SURPLUS	
TYPE I SCHL DEBT *MEMO	45,625.00	Net Valuation Taxable-Municipal	34,057,890	Cash Liabilities	184,190.63
DEFERRED CHARGES	6,486.70	Net Valuation Taxable-County	27,310,984	Reserves for Receivables	69,577.27
SCHOOL, COUNTY, SPECIAL DISTRICT TAXES	588,467.07	State Equalized Valuation	28,722,837	Surplus Dec. 31, 1984	60,501.72
RESERVE FOR UNCOLLECTED TAXES	64,111.18	State Equalization Ratio	118.85	Total	314,269.62
EXPENDITURES TOTAL	865,702.39				

1984/3000

* ABOVE DEBT SERVICE INCLUDES TYPE I SCHOOL DEBT

*Includes County Health Service Taxes or County Vocational School Taxes. See Table 13.

1109
 Population 1980 **12,035**
 Population 1984 **12,635**
 S & P Rating
 Moody Rating

General Tax Rate Per \$100. **2.32**
 State Equalized Tax Rate **1.97**

PRINCETON BOROUGH – MERCER COUNTY
Form of Government:
Borough Council
Number of Members on Governing Body – 6

PER CAPITA:
 Gross Debt **404.74**
 Net Debt **190.36**
 Debt Service **63.42**
 Total Tax Levy **759.01**
 Municipal Expenditures **597.97**

PER CENT:
 Gross Debt **1.24**
 Net Debt **.58**
 Tax Levy Collected **96.29**
 Tax Levy Cancelled, Abated or Adjusted **.15**

EXPENDITURES		REVENUES-REALIZED		1984 PROPERTY TAX	
GENERAL GOVERNMENT				STATE EQUALIZED TAX RATE →	
Governing Body & Public Boards		1984 Property Taxes Collected	9,173,162.84	Local District School Taxes	
Municipal Clerk		1984 Payments in Lieu of Taxes	10,741.01	Regional & Consolidated School Tax .86	4,183,759.46
Financial Administration	11,800.00	Delinquent Tax & Lien Collections	394,080.52	School Taxes in Municipal Budget	
Assessment of Taxes	12,502.07	Business Personalty Replacement Taxes	190,926.32	County Taxes .69	3,352,066.35
Collection of Taxes	64,699.00	Taxes from Public Utilities	734,446.00	County Library Taxes	
Planning, Housing & Development	81,837.00	Other Miscellaneous Tax Revenues		Local Municipal Purpose Taxes .41	1,968,133.84
Human Resources	46,641.00	State Aid Revenues	102,284.91	Veteran & Senior Citizen Taxes	44,150.00
Elections	3,700.00	Federal Aid Revenues		Total Taxes for Rate Computation 1.96	9,548,109.65
General Administration (other)	660,677.00	State and Local Fiscal Assistance Act Utilized	44,267.00	Special District Taxes	
JUDICIARY		Sale of Acquired Property		Bank Corp. Taxes	73,232.18
Municipal Courts	138,586.00	Other Miscellaneous Revenues		Added and Omitted Taxes	12,931.86
PUBLIC SAFETY		Total	14,399,824.24	Total Taxes Levied - ABSTRACT	9,590,123.69
Fire Protection	103,272.00	Prior Years Surplus Appropriated	900,000.00	Total Taxes Billed	9,526,855.05
Police Protection	1,043,762.00	REVENUES TOTAL	15,299,824.24	1984 TAXES COLLECTED	9,173,162.84
Civil Defense & Disaster Control	350.00	Reserve For Uncollected Taxes	493,515.20	1984 Taxes Cancelled, Abated or Adjusted	14,112.56
Environmental Inspection & Control	72,142.00	CAPITAL OUTLAY TOTAL	1,069,898.32	Transfer to Tax Title Liens or Foreclosed Balance Outstanding Dec. 31, 1984	339,579.65
Other Public Safety				PRIOR YEARS TAXES OUTSTANDING	
PUBLIC WORKS		Public Enterprises		Balance January 1, 1984	394,561.73
Streets and Drainage	501,463.00	Recreation—Culture	27,693.45	Collected in 1984	394,080.52
Sewers and Sewage Processing	2,008,890.00	Public Works	456,551.05	Cancelled, Abated or Adjusted 1984	
Garbage and Trash Disposal	348,693.05	Buildings and Grounds	560,949.18	Transfers to Tax Title Liens or Foreclosed Balance December 31, 1984	481.21
Public Buildings and Grounds	174,522.00	Library and Education	24,704.64	TAX TITLE LIENS OUTSTANDING	
Other Public Works		Conservation		Balance January 1, 1984	
HEALTH and WELFARE		All Other		Transfer From Taxes	
Health Services Except Environmental	134,664.00	CAPITAL DEBT AUTHORIZED, DECEMBER 31, 1984		Redeemed in 1984	
Welfare-Public Assistance	14,260.00	ISSUED AND UNISSUED		Cancelled, Abated or Adjusted (1984)	
Hospitals, Clinics, First Aid		School	2,585,885	Transfers to Foreclosed Property	
Animal, Insect, & Rodent Control		Self-liquidating		Balance December 31, 1984	
Other Welfare Services		Other	2,528,008	PROPERTY ACQUIRED BY DEED OR FORECLOSURE	
RECREATION and CONSERVATION		Total	5,113,894	Balance January 1, 1984	10,000.00
Beaches and Boardwalks	11,176.00	ISSUED AND OUTSTANDING		Transfers From Taxes or Liens	
Parks, Playgrounds, Shade Trees	819.00	School	2,585,885.53	Sale for Cash (1984)	
Land Reclamation & Conservation	114,427.00	Self-Liquidating		Cancelled, Abated or Adjusted (1984)	10,000.00
Other Recreational Services		Other	1,767,558.90	Balance December 31, 1984	
EDUCATION (excluding schools)		Total	4,353,444.43	CURRENT FINANCES DECEMBER 31, 1984	
Libraries	234,775.00	EQUALIZED VALUATION BASIS		ASSETS	
Other Educational Services		FOR NET DEBT COMPUTATION	413,396,647	Cash Dec. 31, 1984	2,503,269.41
STATUTORY EXPENDITURES		REAL PROPERTY VALUATIONS		Taxes Receivable	340,060.86
Pensions & F. I. C. A.	398,704.49	Code Class # of Parcels % VAL'N		Tax Title Liens	
Employee Fringe Benefits		1 Vacant Land 158 1.64	6,567,100.00	Foreclosed Property	
Other Statutory Expenditures	9,600.00	2 Residential 1875 73.15	292,780,000.00	Emergencies & Other Deferred Charges	48,000.00
CETA And Other Public Employment Programs	6,191,961.61	3 Farm		State and Federal Aid Receivable	12,500.00
MUNICIPAL FUNCTIONS TOTAL	200,000.00	4a Commercial 189 20.54	82,209,900.00	Other Receivables	132,472.76
CAPITAL IMPROVEMENTS *MEMO*		4b Industrial		Total	3,036,303.03
DEBT SERVICE		4c Apartments 42 4.67	18,691,400.00	LIABILITIES, RESERVES, AND SURPLUS	
Principal Payments	713,969.92	Total 2264	400,248,400.00	Cash Liabilities	1,589,668.63
Interest Payments	87,353.93	Land Area 1.76 Sq. Miles		Reserves for Receivables	472,533.62
DEFERRED CHARGES		Net Valuation Taxable-Municipal	410,082,896	Surplus Dec. 31, 1984	974,100.78
SCHOOL, COUNTY, SPECIAL DISTRICT TAXES	7,535,825.81	Net Valuation Taxable-County	416,276,323	Total	3,036,303.03
RESERVE FOR UNCOLLECTED TAXES	493,515.20	State Equalized Valuation	482,001,810		
EXPENDITURES TOTAL	15,091,125.37	State Equalization Ratio	84.78		

1110

Population 1980 13,683
 Population 1984 14,098
 S & P Rating AA
 Moody Rating AA1

General Tax Rate Per \$100.

2.44

State Equalized Tax Rate

2.00

PRINCETON TOWNSHIP – MERCER COUNTY**Form of Government:****Township Committee****Number of Members on Governing Body – 5**

PER CAPITA:

Gross Debt 691.18
 Net Debt 368.78
 Debt Service 43.11
 Total Tax Levy 1,142.39
 Municipal Expenditures 537.74

PER CENT:

Gross Debt 1.34
 Net Debt .72
 Tax Levy Collected 97.00
 Tax Levy Cancelled, Abated or Adjusted .01

EXPENDITURES		REVENUES-REALIZED		1984 PROPERTY TAX	
GENERAL GOVERNMENT				STATE EQUALIZED TAX RATE →	
Governing Body & Public Boards	72,384.46	1984 Property Taxes Collected	15,631,937.39	Local District School Taxes	
Municipal Clerk	64,375.00	1984 Payments in Lieu of Taxes	100,575.27	Regional & Consolidated School Tax	.94 7,453,456.04
Financial Administration	79,731.00	Delinquent Tax & Lien Collections	641,241.81	School Taxes in Municipal Budget	
Assessment of Taxes	20,007.00	Business Personalty Replacement Taxes	142,512.64	County Taxes	.75 5,972,695.41
Collection of Taxes	73,255.00	Taxes from Public Utilities	1,062,225.00	County Library Taxes	
Planning, Housing & Development	137,295.00	Other Miscellaneous Tax Revenues		Local Municipal Purpose Taxes	.31 2,441,920.00
Human Resources	187,175.00	State Aid Revenues	257,726.41	Veteran & Senior Citizen Taxes	66,450.00
Elections	6,717.00	Federal Aid Revenues		Total Taxes for Rate Computation	2.00 15,934,521.45
General Administration (other)	942,537.00	State and Local Fiscal Assistance Act Utilized	56,789.00	Special District Taxes	42,000.00
JUDICIARY		Sale of Acquired Property		Bank Corp. Taxes	15,426.69
Municipal Courts	44,028.00	Other Miscellaneous Revenues	2,427,755.89	Added and Omitted Taxes	179,869.26
PUBLIC SAFETY		Total	20,320,763.41	Total Taxes Levied - ABSTRACT	16,105,367.40
Fire Protection	118,267.00	Prior Years Surplus Appropriated	669,961.00	Total Taxes Billed	16,115,991.75
Police Protection	1,070,065.00	REVENUES TOTAL	20,990,724.41	1984 TAXES COLLECTED	15,631,937.39
Civil Defense & Disaster Control	125.00	Reserve For Uncollected Taxes	802,553.80	1984 Taxes Cancelled, Abated or Adjusted	1,664.08
Environmental Inspection & Control	49,553.00	CAPITAL OUTLAY TOTAL	991,329.20	Transfer to Tax Title Liens or Foreclosed	6,613.26
Other Public Safety				Balance Outstanding Dec. 31, 1984	475,777.02
PUBLIC WORKS				PRIOR YEARS TAXES OUTSTANDING	
Streets and Drainage	442,590.00	Public Enterprises		Balance January 1, 1984	845,137.95
Sewers and Sewage Processing	1,384,133.00	Recreation—Culture	1,630.00	Collected in 1984	621,810.29
Garbage and Trash Disposal	81,600.00	Public Works	767,686.62	Cancelled, Abated or Adjusted 1984	46,262.25
Public Buildings and Grounds	91,795.00	Buildings and Grounds	222,012.58	Transfers to Tax Title Liens or Foreclosed	
Other Public Works		Library and Education		Balance December 31, 1984	177,065.41
HEALTH and WELFARE		Conservation		TAX TITLE LIENS OUTSTANDING	
Health Services Except Environmental	102,405.00	All Other		Balance January 1, 1984	38,773.50
Welfare-Public Assistance	37,287.00	CAPITAL DEBT AUTHORIZED, DECEMBER 31, 1984		Transfer From Taxes	6,613.26
Hospitals, Clinics, First Aid		ISSUED AND UNISSUED		Redeemed in 1984	19,431.52
Animal, Insect, & Rodent Control	12,550.00	School	4,545,114	Cancelled, Abated or Adjusted (1984)	
Other Welfare Services		Self-liquidating		Transfers to Foreclosed Property	
RECREATION and CONSERVATION		Other	5,199,089	Balance December 31, 1984	25,955.24
Beaches and Boardwalks		Total	9,744,204	PROPERTY ACQUIRED BY DEED OR FORECLOSURE	
Parks, Playgrounds, Shade Trees	3,380.00			Balance January 1, 1984	
Land Reclamation & Conservation	1,662.00	ISSUED AND OUTSTANDING		Transfers From Taxes or Liens	
Other Recreational Services	213,046.00	School	4,545,114.47	Sale for Cash (1984)	
EDUCATION (excluding schools)		Self-Liquidating		Cancelled, Abated or Adjusted (1984)	
Libraries	418,750.00	Other	4,321,791.55	Balance December 31, 1984	
Other Educational Services		Total	8,866,906.02	CURRENT FINANCES DECEMBER 31, 1984	
STATUTORY EXPENDITURES		EQUALIZED VALUATION BASIS		ASSETS	
Pensions & F. I. C. A.	299,700.00	FOR NET DEBT COMPUTATION	726,611,852	Cash Dec. 31, 1984	2,526,179.43
Employee Fringe Benefits		REAL PROPERTY VALUATIONS		Taxes Receivable	652,842.43
Other Statutory Expenditures	1,000.00	Code Class # of Parcels % VAL'N		Tax Title Liens	25,955.24
CETA And Other Public Employment Programs		1 Vacant Land 497 4.21		Foreclosed Property	
MUNICIPAL FUNCTIONS		2 Residential 3529 85.51		Emergencies & Other Deferred Charges	145,000.00
CAPITAL IMPROVEMENTS *MEMO*	60,000.00	3 Farm 66 2.11		State and Federal Aid Receivable	10,939.02
DEBT SERVICE		4a Commercial 80 4.54		Other Receivables	51,604.77
Principal Payments	386,601.61	4b Industrial 2 .28		Total	3,412,520.89
Interest Payments	221,184.68	4c Apartments 6 3.35		LIABILITIES, RESERVES, AND SURPLUS	
		Total 4180		Cash Liabilities	1,253,278.80
DEFERRED CHARGES	215,255.50	Land Area 16.25 Sq. Miles		Reserves for Receivables	730,402.44
SCHOOL, COUNTY, SPECIAL DISTRICT TAXES	13,468,151.45	Net Valuation Taxable-Municipal	651,355,317	Surplus Dec. 31, 1984	1,428,839.65
RESERVE FOR UNCOLLECTED TAXES	802,553.80	Net Valuation Taxable-County	743,172,073		
EXPENDITURES TOTAL	21,049,159.50	State Equalized Valuation	793,676,230	Total	3,412,520.89
		State Equalization Ratio	81.97		

1610
 Population 1980 **5,142**
 Population 1984 **5,200**
 S & P Rating
 Moody Rating

General Tax Rate Per \$100. **6.49**
 State Equalized Tax Rate **2.46**

PROSPECT PARK BOROUGH – PASSAIC CO.
Form of Government:
Borough Council
Number of Members on Governing Body – 6

PER CAPITA:
 Gross Debt **123.94**
 Net Debt **82.12**
 Debt Service **16.06**
 Total Tax Levy **406.71**
 Municipal Expenditures **185.33**

PER CENT:
 Gross Debt **.82**
 Net Debt **.54**
 Tax Levy Collected **99.35**
 Tax Levy Cancelled, Abated or Adjusted **.08**

EXPENDITURES		REVENUES-REALIZED		1984 PROPERTY TAX	
GENERAL GOVERNMENT				STATE EQUALIZED TAX RATE	
Governing Body & Public Boards		1984 Property Taxes Collected	2,092,463.66	Local District School Taxes	.75 638,168.23
Municipal Clerk		1984 Payments in Lieu of Taxes	7,381.10	Regional & Consolidated School Tax	.53 450,394.51
Financial Administration	6,200.00	Delinquent Tax & Lien Collections	52,735.96	School Taxes in Municipal Budget	
Assessment of Taxes	5,210.00	Business Personalty Replacement Taxes	164,908.00	County Taxes	.59 508,746.82
Collection of Taxes	12,700.00	Taxes from Public Utilities	119,785.07	County Library Taxes	
Planning, Housing & Development	800.00	Other Miscellaneous Tax Revenues	22,921.68	Local Municipal Purpose Taxes	.59 506,577.70
Human Resources		State Aid Revenues	66,210.55	Veteran & Senior Citizen Taxes	
Elections		Federal Aid Revenues	2,526,406.02	Total Taxes for Rate Computation	2.46 2,165,287.26
General Administration (other)	93,231.24	State and Local Fiscal Assistance Act Utilized	25,000.00	Special District Taxes	
JUDICIARY		Sale of Acquired Property	40,731.55	Bank Corp. Taxes	10,980.61
Municipal Courts	21,000.00	Other Miscellaneous Revenues	2,551,406.02	Added and Omitted Taxes	
PUBLIC SAFETY		Total	2,526,406.02	Total Taxes Levied - ABSTRACT	2,114,867.87
Fire Protection	21,550.00	Prior Years Surplus Appropriated	25,000.00	Total Taxes Billed	2,106,234.75
Police Protection	295,344.12	REVENUES TOTAL	2,551,406.02	1984 TAXES COLLECTED	2,092,463.66
Civil Defense & Disaster Control	600.00	Reserve For Uncollected Taxes	40,731.55	1984 Taxes Cancelled, Abated or Adjusted	1,744.70
Environmental Inspection & Control	8,600.00			Transfer to Tax Title Liens or Foreclosed	5,763.12
Other Public Safety				Balance Outstanding Dec. 31, 1984	6,263.27
PUBLIC WORKS		CAPITAL OUTLAY TOTAL		PRIOR YEARS TAXES OUTSTANDING	
Streets and Drainage	80,687.35	Public Enterprises		Balance January 1, 1984	5,792.86
Sewers and Sewage Processing	48,545.46	Recreation—Culture		Collected in 1984	5,792.02
Garbage and Trash Disposal	139,931.86	Public Works		Cancelled, Abated or Adjusted 1984	
Public Buildings and Grounds	22,891.78	Buildings and Grounds		Transfers to Tax Title Liens or Foreclosed	
Other Public Works		Library and Education		Balance December 31, 1984	.84
HEALTH and WELFARE		Conservation		TAX TITLE LIENS OUTSTANDING	
Health Services Except Environmental	16,200.00	All Other		Balance January 1, 1984	14,015.70
Welfare-Public Assistance	3,121.00			Transfer From Taxes	5,763.12
Hospitals, Clinics, First Aid				Redeemed in 1984	1,589.08
Animal, Insect, & Rodent Control				Cancelled, Abated or Adjusted (1984)	
Other Welfare Services				Transfers to Foreclosed Property	
RECREATION and CONSERVATION				Balance December 31, 1984	18,189.74
Beaches and Boardwalks				PROPERTY ACQUIRED BY DEED OR FORECLOSURE	
Parks, Playgrounds, Shade Trees				Balance January 1, 1984	250.00
Land Reclamation & Conservation				Transfers From Taxes or Liens	
Other Recreational Services	1,411.88			Sale for Cash (1984)	
EDUCATION (excluding schools)				Cancelled, Abated or Adjusted (1984)	
Libraries				Balance December 31, 1984	250.00
Other Educational Services				CURRENT FINANCES DECEMBER 31, 1984	
STATUTORY EXPENDITURES				ASSETS	
Pensions & F. I. C. A.	40,233.34			Cash Dec. 31, 1984	240,574.25
Employee Fringe Benefits	21,079.02			Taxes Receivable	6,264.11
Other Statutory Expenditures	56.00			Tax Title Liens	18,189.74
CETA And Other Public Employment Programs				Foreclosed Property	250.00
MUNICIPAL FUNCTIONS TOTAL	839,493.05			Emergencies & Other Deferred Charges	
CAPITAL IMPROVEMENTS *MEMO*	2,500.00			State and Federal Aid Receivable	
DEBT SERVICE				Other Receivables	11,315.50
Principal Payments	35,000.00			Total	276,593.60
Interest Payments	48,510.00			LIABILITIES, RESERVES, AND SURPLUS	
DEFERRED CHARGES				Cash Liabilities	110,512.82
SCHOOL, COUNTY, SPECIAL DISTRICT TAXES	1,597,309.56			Reserves for Receivables	36,019.35
RESERVE FOR UNCOLLECTED TAXES	40,731.55			Surplus Dec. 31, 1984	130,061.43
EXPENDITURES TOTAL	2,561,044.16			Total	276,593.60

1711

Population 1980 2,887
 Population 1984 2,893
 S & P Rating
 Moody Rating

General Tax Rate Per \$100.

State Equalized Tax Rate

2.22

QUINTON TOWNSHIP – SALEM COUNTY**Form of Government:****Township Committee****Number of Members on Governing Body – 3****PER CAPITA:**

Gross Debt 325.27
 Net Debt 48.39
 Debt Service
 Total Tax Levy 365.05
 Municipal Expenditures 209.69

PER CENT:

Gross Debt 2.29
 Net Debt .34
 Tax Levy Collected 80.03
 Tax Levy Cancelled, Abated or Adjusted

EXPENDITURES		REVENUES-REALIZED		1984 PROPERTY TAX	
GENERAL GOVERNMENT				STATE EQUALIZED TAX RATE → 1.45	
Governing Body & Public Boards	10,200.00	1984 Property Taxes Collected	845,725.77	Local District School Taxes	685,300.00
Municipal Clerk	3,800.00	1984 Payments in Lieu of Taxes		Regional & Consolidated School Tax	
Financial Administration	17,600.00	Delinquent Tax & Lien Collections	160,350.72	School Taxes in Municipal Budget	
Assessment of Taxes	6,695.00	Business Personalty Replacement Taxes	30,753.80	County Taxes	360,414.47
Collection of Taxes	11,700.00	Taxes from Public Utilities	184,079.00	County Library Taxes	
Planning, Housing & Development	6,712.09	Other Miscellaneous Tax Revenues		Local Municipal Purpose Taxes	
Human Resources		State Aid Revenues	18,066.99	Veteran & Senior Citizen Taxes	39,550.00
Elections		Federal Aid Revenues		Total Taxes for Rate Computation	2.21
General Administration (other)	35,147.75	State and Local Fiscal Assistance Act Utilized	26,774.00	Special District Taxes	
JUDICIARY		Sale of Acquired Property		Bank Corp. Taxes	1,062.68
Municipal Courts	8,000.00	Other Miscellaneous Revenues	100,954.55	Added and Omitted Taxes	9,311.25
PUBLIC SAFETY		Total	1,366,704.83	Total Taxes Levied - ABSTRACT	1,056,088.40
Fire Protection	37,330.23	Prior Years Surplus Appropriated	163,000.00	Total Taxes Billed	1,056,800.15
Police Protection	32,500.00	REVENUES TOTAL	1,529,704.83	1984 TAXES COLLECTED	845,725.77
Civil Defense & Disaster Control	2,371.87	Reserve For Uncollected Taxes	238,700.00	1984 Taxes Cancelled, Abated or Adjusted	
Environmental Inspection & Control	8,005.00	CAPITAL OUTLAY TOTAL	248,843.00	Transfer to Tax Title Liens or Foreclosed	
Other Public Safety				Balance Outstanding Dec. 31, 1984	211,074.38
PUBLIC WORKS				PRIOR YEARS TAXES OUTSTANDING	
Streets and Drainage	116,238.93	Public Enterprises		Balance January 1, 1984	185,128.61
Sewers and Sewage Processing		Recreation—Culture		Collected in 1984	145,682.79
Garbage and Trash Disposal	7,528.48	Public Works	20,000.00	Cancelled, Abated or Adjusted 1984	
Public Buildings and Grounds	37,900.00	Buildings and Grounds	228,843.00	Transfers to Tax Title Liens or Foreclosed	
Other Public Works		Library and Education		Balance December 31, 1984	39,445.82
HEALTH and WELFARE		Conservation		TAX TITLE LIENS OUTSTANDING	
Health Services Except Environmental	1,840.00	All Other		Balance January 1, 1984	253,557.56
Welfare-Public Assistance	4,000.00	CAPITAL DEBT AUTHORIZED, DECEMBER 31, 1984		Transfer From Taxes	
Hospitals, Clinics, First Aid	1,500.00	ISSUED AND UNISSUED GROSS DEBT NET DEBT		Redeemed in 1984	14,667.93
Animal, Insect, & Rodent Control	3,676.52	School	801,000	Cancelled, Abated or Adjusted (1984)	
Other Welfare Services		Self-liquidating		Transfers to Foreclosed Property	
RECREATION and CONSERVATION		Other	140,000	Balance December 31, 1984	238,889.63
Beaches and Boardwalks		Total	941,000	PROPERTY ACQUIRED BY DEED OR FORECLOSURE	
Parks, Playgrounds, Shade Trees		ISSUED AND OUTSTANDING		Balance January 1, 1984	20,144.54
Land Reclamation & Conservation		School		Transfers From Taxes or Liens	
Other Recreational Services	6,000.00	Self-Liquidating		Sale for Cash (1984)	
EDUCATION (excluding schools)		Other		Cancelled, Abated or Adjusted (1984)	
Libraries		Total	801,000.00	Balance December 31, 1984	20,144.54
Other Educational Services		EQUALIZED VALUATION BASIS FOR NET DEBT COMPUTATION	41,086,721	CURRENT FINANCES DECEMBER 31, 1984	
STATUTORY EXPENDITURES		REAL PROPERTY VALUATIONS		ASSETS	
Pensions & F. I. C. A.	6,200.00	Code Class # of Parcels % VAL'N		Cash Dec. 31, 1984	641,350.70
Employee Fringe Benefits		1 Vacant Land 569 8.28	2,174,450.00	Taxes Receivable	250,520.20
Other Statutory Expenditures	1,000.00	2 Residential 729 65.12	17,101,100.00	Tax Title Liens	238,889.63
CETA And Other Public Employment Programs		3 Farm 313 14.27	3,747,400.00	Foreclosed Property	20,144.54
MUNICIPAL FUNCTIONS TOTAL	365,945.87	4a Commercial 55 12.00	3,151,775.00	Emergencies & Other Deferred Charges	2,671.87
CAPITAL IMPROVEMENTS *MEMO*		4b Industrial		State and Federal Aid Receivable	
DEBT SERVICE		4c Apartments 1 .33	86,600.00	Other Receivables	1,779.17
Principal Payments		Total 1667	26,261,325.00	Total	1,155,356.11
Interest Payments		Land Area 24.35 Sq. Miles		LIABILITIES, RESERVES, AND SURPLUS	
DEFERRED CHARGES	1,985.40	Net Valuation Taxable-Municipal	29,096,914	Cash Liabilities	156,016.89
SCHOOL, COUNTY, SPECIAL DISTRICT TAXES	1,045,714.47	Net Valuation Taxable-County	44,645,690	Reserves for Receivables	511,333.54
RESERVE FOR UNCOLLECTED TAXES	238,700.00	State Equalized Valuation	45,384,722	Surplus Dec. 31, 1984	488,005.68
EXPENDITURES TOTAL	1,652,345.74	State Equalization Ratio	61.72	Total	1,155,356.11

2013
 Population 1980 **26,723**
 Population 1984 **26,599**
 S & P Rating
 Moody Rating **A1**

General Tax Rate Per \$100. **5.20**
 State Equalized Tax Rate **2.96**

RAHWAY CITY - UNION COUNTY
Form of Government:
Mayor-Council Plan F (OMCL 50)
Number of Members on Governing Body - 9

PER CAPITA:		PER CENT:	
Gross Debt	313.74	Gross Debt	1.47
Net Debt	221.82	Net Debt	1.04
Debt Service	34.03	Tax Levy Collected	97.75
Total Tax Levy	709.88	Tax Levy Cancelled, Abated or Adjusted	.02
Municipal Expenditures	462.56		

EXPENDITURES		REVENUES-REALIZED		1984 PROPERTY TAX	
GENERAL GOVERNMENT				STATE EQUALIZED TAX RATE	
Governing Body & Public Boards	44,736.00	1984 Property Taxes Collected	18,446,489.81	Local District School Taxes	1.37 8,754,181.50
Municipal Clerk	70,518.00	1984 Payments in Lieu of Taxes	271,937.08	Regional & Consolidated School Tax	
Financial Administration	170,962.26	Delinquent Tax & Lien Collections	292,914.24	School Taxes in Municipal Budget	18,754.00
Assessment of Taxes	84,624.00	Business Personalty Replacement Taxes	832,773.64	County Taxes	.50 3,191,142.04
Collection of Taxes		Taxes from Public Utilities	1,562,466.00	County Library Taxes	
Planning, Housing & Development	34,466.00	Other Miscellaneous Tax Revenues		Local Municipal Purpose Taxes	1.08 6,877,562.91
Human Resources	112,873.40	State Aid Revenues	718,240.14	Veteran & Senior Citizen Taxes	350,350.00
Elections		Federal Aid Revenues		Total Taxes for Rate Computation	2.95 19,191,990.45
General Administration (other)	385,336.07	State and Local Fiscal Assistance Act Utilized	322,644.07	Special District Taxes	
JUDICIARY		Sale of Acquired Property		Bank Corp. Taxes	20,192.97
Municipal Courts	124,658.00	Other Miscellaneous Revenues	1,392,612.00	Added and Omitted Taxes	20,321.60
PUBLIC SAFETY		Total	23,840,076.98	Total Taxes Levied - ABSTRACT	18,882,155.02
Fire Protection	1,985,227.00	Prior Years Surplus Appropriated	224,000.00	Total Taxes Billed	18,870,982.00
Police Protection	2,477,661.18	REVENUES TOTAL	24,064,076.98	1984 TAXES COLLECTED	18,446,489.81
Civil Defense & Disaster Control	10,119.00	Reserve For Uncollected Taxes	427,030.66	1984 Taxes Cancelled, Abated or Adjusted	4,400.80
Environmental Inspection & Control	202,348.00			Transfer to Tax Title Liens or Foreclosed	99,692.34
Other Public Safety				Balance Outstanding Dec. 31, 1984	320,399.05
PUBLIC WORKS		CAPITAL OUTLAY TOTAL	616,992.20	PRIOR YEARS TAXES OUTSTANDING	
Streets and Drainage	296,793.00	Public Enterprises	51,376.39	Balance January 1, 1984	292,545.91
Sewers and Sewage Processing	839,407.78	Recreation—Culture		Collected in 1984	267,806.38
Garbage and Trash Disposal	539,910.00	Public Works	528,155.82	Cancelled, Abated or Adjusted 1984	600.00
Public Buildings and Grounds	168,600.58	Buildings and Grounds	37,459.99	Transfers to Tax Title Liens or Foreclosed	24,139.53
Other Public Works	1,159,003.19	Library and Education		Balance December 31, 1984	
HEALTH and WELFARE		Conservation		TAX TITLE LIENS OUTSTANDING	
Health Services Except Environmental	306,942.25	All Other		Balance January 1, 1984	219,234.96
Welfare-Public Assistance	12,500.00			Transfer From Taxes	128,338.13
Hospitals, Clinics, First Aid	10,000.00			Redeemed in 1984	25,107.86
Animal, Insect, & Rodent Control	22,240.00			Cancelled, Abated or Adjusted (1984)	40.34
Other Welfare Services				Transfers to Foreclosed Property	
RECREATION and CONSERVATION				Balance December 31, 1984	322,424.89
Beaches and Boardwalks				PROPERTY ACQUIRED BY DEED OR FORECLOSURE	
Parks, Playgrounds, Shade Trees				Balance January 1, 1984	1,019,500.00
Land Reclamation & Conservation				Transfers From Taxes or Liens	
Other Recreational Services	129,869.00			Sale for Cash (1984)	
EDUCATION (excluding schools)				Cancelled, Abated or Adjusted (1984)	
Libraries	245,000.00			Balance December 31, 1984	1,019,500.00
Other Educational Services				CURRENT FINANCES DECEMBER 31, 1984	
STATUTORY EXPENDITURES				ASSETS	
Pensions & F. I. C. A.	1,094,635.20			Cash Dec. 31, 1984	1,059,139.63
Employee Fringe Benefits	418,000.00			Taxes Receivable	320,399.05
Other Statutory Expenditures	22,000.00			Tax Title Liens	322,424.89
CETA And Other Public Employment Programs				Foreclosed Property	1,019,500.00
MUNICIPAL FUNCTIONS TOTAL	10,968,429.91			Emergencies & Other Deferred Charges	
CAPITAL IMPROVEMENTS *MEMO*	25,500.00			State and Federal Aid Receivable	16,054.11
DEBT SERVICE				Other Receivables	53,723.92
Principal Payments	280,000.00			Total	2,791,241.60
Interest Payments	625,061.80			LIABILITIES, RESERVES, AND SURPLUS	
TYPE I SCHL DEBT *MEMO	32,360.00			Cash Liabilities	782,704.31
DEFERRED CHARGES	3,200.00			Reserves for Receivables	1,716,047.86
SCHOOL, COUNTY, SPECIAL DISTRICT TAXES	11,964,077.54			Surplus Dec. 31, 1984	292,489.43
RESERVE FOR UNCOLLECTED TAXES	427,030.66			Total	2,791,241.60
EXPENDITURES TOTAL	24,267,799.91				

0248
 Population 1980 12,899
 Population 1984 13,195
 S & P Rating
 Moody Rating AAA
 General Tax Rate Per \$100. 3.96
 State Equalized Tax Rate 2.35

RAMSEY BOROUGH – BERGEN COUNTY
Form of Government:
Borough Council
Number of Members on Governing Body – 6

PER CAPITA:
 Gross Debt 998.24
 Net Debt 723.69
 Debt Service 109.70
 Total Tax Levy 1,185.25
 Municipal Expenditures 525.02
 PER CENT:
 Gross Debt 2.25
 Net Debt 1.63
 Tax Levy Collected 97.20
 Tax Levy Cancelled, Abated or Adjusted .08

EXPENDITURES		REVENUES-REALIZED		1984 PROPERTY TAX	
GENERAL GOVERNMENT				STATE EQUALIZED TAX RATE 1.43	
Governing Body & Public Boards		1984 Property Taxes Collected	15,205,374.17	Local District School Taxes	9,363,400.00
Municipal Clerk		1984 Payments in Lieu of Taxes	504,262.29	Regional & Consolidated School Tax	
Financial Administration		Delinquent Tax & Lien Collections	232,051.52	School Taxes in Municipal Budget	
Assessment of Taxes	221,950.00	Business Personalty Replacement Taxes	1,245,872.00	County Taxes	2,176,175.36
Collection of Taxes	53,500.00	Taxes from Public Utilities		County Library Taxes	
Planning, Housing & Development	40,100.00	Other Miscellaneous Tax Revenues	118,298.53	Local Municipal Purpose Taxes	3,858,030.62
Human Resources	9,750.00	State Aid Revenues		Veteran & Senior Citizen Taxes	77,300.00
Elections		Federal Aid Revenues	108,469.10	Total Taxes for Rate Computation	15,474,905.98
General Administration (other)	669,311.54	State and Local Fiscal Assistance Act Utilized		Special District Taxes	
JUDICIARY		Sale of Acquired Property	789,850.40	Bank Corp. Taxes	31,365.94
Municipal Courts	62,100.00	Other Miscellaneous Revenues	18,204,198.01	Added and Omitted Taxes	210,459.50
PUBLIC SAFETY		Total	18,604,198.01	Total Taxes Levied - ABSTRACT	15,639,431.42
Fire Protection	80,100.00	Prior Years Surplus Appropriated	400,000.00	Total Taxes Billed	15,644,068.78
Police Protection	1,111,490.13	REVENUES TOTAL	18,604,198.01	1984 TAXES COLLECTED	15,205,374.17
Civil Defense & Disaster Control	11,000.00	Reserve For Uncollected Taxes	768,551.54	1984 Taxes Cancelled, Abated or Adjusted	13,246.20
Environmental Inspection & Control	65,500.00	CAPITAL OUTLAY TOTAL	598,167.91	Transfer to Tax Title Liens or Foreclosed	1,821.60
Other Public Safety				Balance Outstanding Dec. 31, 1984	423,626.81
PUBLIC WORKS				PRIOR YEARS TAXES OUTSTANDING	
Streets and Drainage	415,500.00	Public Enterprises	15,950.07	Balance January 1, 1984	506,773.32
Sewers and Sewage Processing	600,000.00	Recreation—Culture		Collected in 1984	501,885.98
Garbage and Trash Disposal	480,374.00	Public Works	454,022.59	Cancelled, Abated or Adjusted 1984	
Public Buildings and Grounds	57,600.00	Buildings and Grounds	128,195.25	Transfers to Tax Title Liens or Foreclosed	
Other Public Works	58,000.00	Library and Education		Balance December 31, 1984	4,887.34
HEALTH and WELFARE		Conservation		TAX TITLE LIENS OUTSTANDING	
Health Services Except Environmental	93,193.00	All Other		Balance January 1, 1984	16,376.10
Welfare-Public Assistance	14,550.00	CAPITAL DEBT AUTHORIZED, DECEMBER 31, 1984		Transfer From Taxes	1,821.60
Hospitals, Clinics, First Aid		ISSUED AND UNISSUED		Redeemed in 1984	2,376.31
Animal, Insect, & Rodent Control		School	1,798,000	Cancelled, Abated or Adjusted (1984)	
Other Welfare Services		Self-liquidating	1,116,800	Transfers to Foreclosed Property	
RECREATION and CONSERVATION		Other	10,256,950	Balance December 31, 1984	15,821.39
Beaches and Boardwalks		Total	13,171,750	PROPERTY ACQUIRED BY DEED OR FORECLOSURE	
Parks, Playgrounds, Shade Trees	12,450.44			Balance January 1, 1984	28,100.00
Land Reclamation & Conservation	1,900.00	ISSUED AND OUTSTANDING		Transfers From Taxes or Liens	
Other Recreational Services	33,000.00	School	1,798,000.00	Sale for Cash (1984)	
EDUCATION (excluding schools)		Self-Liquidating	995,000.00	Cancelled, Abated or Adjusted (1984)	
Libraries		Other	8,546,583.00	Balance December 31, 1984	28,100.00
Other Educational Services	181,000.00	Total	11,339,583.00	CURRENT FINANCES DECEMBER 31, 1984	
STATUTORY EXPENDITURES		EQUALIZED VALUATION BASIS		ASSETS	
Pensions & F. I. C. A.	272,242.00	FOR NET DEBT COMPUTATION	584,193,762	Cash Dec. 31, 1984	2,317,128.37
Employee Fringe Benefits	145,000.00	REAL PROPERTY VALUATIONS		Taxes Receivable	428,514.15
Other Statutory Expenditures	15,000.00	Code Class # of Parcels % VAL'N		Tax Title Liens	15,821.39
CETA And Other Public Employment Programs		1 Vacant Land 228 2.81	10,802,300.00	Foreclosed Property	28,100.00
MUNICIPAL FUNCTIONS TOTAL	4,704,611.11	2 Residential 3668 70.07	269,236,800.00	Emergencies & Other Deferred Charges	180,000.00
CAPITAL IMPROVEMENTS *MEMO*	100,000.00	3 Farm 7 .04	150,100.00	State and Federal Aid Receivable	
DEBT SERVICE		4a Commercial 180 15.06	57,853,200.00	Other Receivables	144,161.49
Principal Payments	694,129.00	4b Industrial 25 9.01	34,621,300.00	Total	3,113,725.40
Interest Payments	753,353.50	4c Apartments 9 3.01	11,574,200.00	LIABILITIES, RESERVES, AND SURPLUS	
		Total 4117	384,237,900.00	Cash Liabilities	857,499.18
DEFERRED CHARGES	7,011.95	Land Area 5.90 Sq. Miles		Reserves for Receivables	616,597.03
SCHOOL, COUNTY, SPECIAL DISTRICT TAXES	11,539,575.36	Net Valuation Taxable-Municipal	389,737,608	Surplus Dec. 31, 1984	1,639,629.19
RESERVE FOR UNCOLLECTED TAXES	768,551.54	Net Valuation Taxable-County	586,291,279	Total	3,113,725.40
EXPENDITURES TOTAL	18,467,232.46	State Equalized Valuation	652,045,383		
		State Equalization Ratio	59.43		

1432
Population 1980 17,828
Population 1984 18,666
S & P Rating A+
Moody Rating A1

General Tax Rate Per \$100. 2.81
State Equalized Tax Rate 2.67

RANDOLPH TOWNSHIP – MORRIS COUNTY
Form of Government:
Council-Manager Plan E (OMCL 50)
Number of Members on Governing Body – 7

PER CAPITA:
Gross Debt 695.90
Net Debt 284.33
Debt Service 49.93
Total Tax Levy 960.72
Municipal Expenditures 379.21
PER CENT:
Gross Debt 2.13
Net Debt .87
Tax Levy Collected 97.28
Tax Levy Cancelled, Abated or Adjusted .55

EXPENDITURES		REVENUES-REALIZED		1984 PROPERTY TAX	
GENERAL GOVERNMENT		1984 Property Taxes, Collected		STATE EQUALIZED TAX RATE 1.67	
Governing Body & Public Boards	4,628.00	17,464,412.55		Local District School Taxes 1.67	
Municipal Clerk				Regional & Consolidated School Tax	
Financial Administration	168,607.00	674,361.29		School Taxes in Municipal Budget	
Assessment of Taxes	82,091.00	197,440.44		County Taxes .36	
Collection of Taxes	3,000.00	1,028,765.00		County Library Taxes .01	
Planning, Housing & Development	98,122.00	203,146.21		Local Municipal Purpose Taxes .62	
Human Resources	2,575.00	149,305.31		Veteran & Senior Citizen Taxes	
Elections	6,600.00	1,409,085.22		Total Taxes for Rate Computation 2.66	
General Administration (other)	939,039.00	21,126,516.02		Special District Taxes	
JUDICIARY		290,000.00		Bank Corp. Taxes	
Municipal Courts	65,912.00	21,416,516.02		Added and Omitted Taxes	
PUBLIC SAFETY		931,533.09		Total Taxes Levied - ABSTRACT	
Fire Protection	141,377.00	358,820.01		Total Taxes Billed	
Police Protection	1,390,730.68			1984 TAXES COLLECTED	
Civil Defense & Disaster Control	2,150.00			1984 Taxes Cancelled, Abated or Adjusted	
Environmental Inspection & Control	122,999.00			Transfer to Tax Title Liens or Foreclosed	
Other Public Safety				Balance Outstanding Dec. 31, 1984	
PUBLIC WORKS				PRIOR YEARS TAXES OUTSTANDING	
Streets and Drainage	708,070.00			Balance January 1, 1984	
Sewers and Sewage Processing				Collected in 1984	
Garbage and Trash Disposal	34,450.00			Cancelled, Abated or Adjusted 1984	
Public Buildings and Grounds	168,695.00			Transfers to Tax Title Liens or Foreclosed	
Other Public Works	89,001.00			Balance December 31, 1984	
HEALTH and WELFARE				TAX TITLE LIENS OUTSTANDING	
Health Services Except Environmental	132,400.50			Balance January 1, 1984	
Welfare-Public Assistance	25,100.00			Transfer From Taxes	
Hospitals, Clinics, First Aid				Redeemed in 1984	
Animal, Insect, & Rodent Control	21,030.00			Cancelled, Abated or Adjusted (1984)	
Other Welfare Services				Transfers to Foreclosed Property	
RECREATION and CONSERVATION				Balance December 31, 1984	
Beaches and Boardwalks	92,405.00			PROPERTY ACQUIRED BY DEED OR FORECLOSURE	
Parks, Playgrounds, Shade Trees	22,187.24			Balance January 1, 1984	
Land Reclamation & Conservation	313,580.00			Transfers From Taxes or Liens	
Other Recreational Services				Sale for Cash (1984)	
EDUCATION (excluding schools)				Cancelled, Abated or Adjusted (1984)	
Libraries	175,860.00			Balance December 31, 1984	
Other Educational Services	1,555.00			CURRENT FINANCES DECEMBER 31, 1984	
STATUTORY EXPENDITURES				ASSETS	
Pensions & F. I. C. A.	357,055.00			Cash Dec. 31, 1984	
Employee Fringe Benefits				Taxes Receivable	
Other Statutory Expenditures	8,255.00			Tax Title Liens	
CETA And Other Public Employment Programs	5,177,474.42			Foreclosed Property	
MUNICIPAL FUNCTIONS TOTAL	30,000.00			Emergencies & Other Deferred Charges	
CAPITAL IMPROVEMENTS *MEMO*				State and Federal Aid Receivable	
DEBT SERVICE				Other Receivables	
Principal Payments	500,000.00			Total	
Interest Payments	431,961.21			LIABILITIES, RESERVES, AND SURPLUS	
DEFERRED CHARGES	37,400.00			Cash Liabilities	
SCHOOL, COUNTY, SPECIAL DISTRICT TAXES	13,539,288.29			Reserves for Receivables	
RESERVE FOR UNCOLLECTED TAXES	931,533.09			Surplus Dec. 31, 1984	
EXPENDITURES TOTAL	20,617,657.01			Total	

1816
Population 1980 6,128
Population 1984 6,155
S & P Rating
Moody Rating A

General Tax Rate Per \$100. 3.87
State Equalized Tax Rate 2.57

RARITAN BOROUGH – SOMERSET COUNTY
Form of Government:
Borough Council
Number of Members on Governing Body – 6

PER CAPITA:
Gross Debt 520.10
Net Debt 398.93
Debt Service 52.18
Total Tax Levy 1,037.19
Municipal Expenditures 497.05
PER CENT:
Gross Debt 1.45
Net Debt 1.11
Tax Levy Collected 98.12
Tax Levy Cancelled, Abated or Adjusted .03

EXPENDITURES		REVENUES-REALIZED		1984 PROPERTY TAX	
GENERAL GOVERNMENT				STATE EQUALIZED TAX RATE →	
Governing Body & Public Boards		1984 Property Taxes Collected	6,270,904.24	Local District School Taxes	
Municipal Clerk		1984 Payments in Lieu of Taxes		Regional & Consolidated School Tax 1.55	3,850,558.47
Financial Administration	29,195.00	Delinquent Tax & Lien Collections	115,264.92	School Taxes in Municipal Budget	
Assessment of Taxes	12,135.00	Business Personalty Replacement Taxes	248,033.60	County Taxes .50	1,250,553.79
Collection of Taxes	19,250.00	Taxes from Public Utilities	384,411.00	County Library Taxes	
Planning, Housing & Development	392,993.00	Other Miscellaneous Tax Revenues		Local Municipal Purpose Taxes .50	1,250,029.20
Human Resources		State Aid Revenues	63,160.72	Veteran & Senior Citizen Taxes	114,350.00
Elections	1,350.00	Federal Aid Revenues	384,400.00	Total Taxes for Rate Computation 2.55	6,465,491.46
General Administration (other)	273,700.00	State and Local Fiscal Assistance Act Utilized	68,219.00	Special District Taxes	
JUDICIARY		Sale of Acquired Property		Bank Corp. Taxes	6,118.34
Municipal Courts	23,990.00	Other Miscellaneous Revenues	291,151.56	Added and Omitted Taxes	26,630.46
PUBLIC SAFETY		Total	7,825,545.04	Total Taxes Levied - ABSTRACT	6,383,890.26
Fire Protection	51,650.00	Prior Years Surplus Appropriated	406,000.00	Total Taxes Billed	6,391,049.68
Police Protection	512,686.00	REVENUES TOTAL	8,231,545.04	1984 TAXES COLLECTED	6,270,904.24
Civil Defense & Disaster Control	25.00	Reserve For Uncollected Taxes	269,000.00	1984 Taxes Cancelled, Abated or Adjusted	1,912.23
Environmental Inspection & Control	20,700.00	CAPITAL OUTLAY TOTAL	85,964.21	Transfer to Tax Title Liens or Foreclosed	37,879.56
Other Public Safety				Balance Outstanding Dec. 31, 1984	80,353.65
PUBLIC WORKS				PRIOR YEARS TAXES OUTSTANDING	
Streets and Drainage	187,110.00	Public Enterprises		Balance January 1, 1984	119,455.65
Sewers and Sewage Processing	320,000.00	Recreation—Culture	6,321.53	Collected in 1984	113,259.93
Garbage and Trash Disposal	213,744.09	Public Works	77,208.67	Cancelled, Abated or Adjusted 1984	438.12
Public Buildings and Grounds	24,515.00	Buildings and Grounds	2,434.01	Transfers to Tax Title Liens or Foreclosed	
Other Public Works	34,000.00	Library and Education		Balance December 31, 1984	5,757.60
HEALTH and WELFARE		Conservation		TAX TITLE LIENS OUTSTANDING	
Health Services Except Environmental	26,826.00	All Other		Balance January 1, 1984	142,976.34
Welfare-Public Assistance	6,000.00	CAPITAL DEBT AUTHORIZED, DECEMBER 31, 1984		Transfer From Taxes	37,879.56
Hospitals, Clinics, First Aid		ISSUED AND UNISSUED GROSS DEBT NET DEBT		Redeemed in 1984	2,004.99
Animal, Insect, & Rodent Control	4,410.00	School 731,775		Cancelled, Abated or Adjusted (1984)	
Other Welfare Services		Self-liquidating 2,469,421	2,455,421	Transfers to Foreclosed Property	
RECREATION and CONSERVATION		Other 3,201,197	2,455,421	Balance December 31, 1984	178,850.91
Beaches and Boardwalks		ISSUED AND OUTSTANDING		PROPERTY ACQUIRED BY DEED OR FORECLOSURE	
Parks, Playgrounds, Shade Trees	35,500.00	School 731,775.94		Balance January 1, 1984	6,305.00
Land Reclamation & Conservation	350.00	Self-Liquidating 2,368,882.18		Transfers From Taxes or Liens	
Other Recreational Services	4,000.00	Other 3,100,658.12		Sale for Cash (1984)	
EDUCATION (excluding schools)		Total		Cancelled, Abated or Adjusted (1984)	
Libraries	53,100.00	EQUALIZED VALUATION BASIS	221,396,243	Balance December 31, 1984	6,305.00
Other Educational Services		FOR NET DEBT COMPUTATION		CURRENT FINANCES DECEMBER 31, 1984	
STATUTORY EXPENDITURES		REAL PROPERTY VALUATIONS		ASSETS	
Pensions & F. I. C. A.	142,920.00	Code Class # of Parcels % VAL'N		Cash Dec. 31, 1984	1,088,868.71
Employee Fringe Benefits	61,000.00	1 Vacant Land 114 1.27	2,061,420.00	Taxes Receivable	86,111.25
Other Statutory Expenditures	10,000.00	2 Residential 1592 48.26	78,625,750.00	Tax Title Liens	178,850.91
CETA And Other Public Employment Programs		3 Farm 1 .02	31,100.00	Foreclosed Property	6,305.00
MUNICIPAL FUNCTIONS TOTAL	2,461,149.09	4a Commercial 128 14.17	23,083,025.00	Emergencies & Other Deferred Charges	8,000.00
CAPITAL IMPROVEMENTS *MEMO*	15,000.00	4b Industrial 14 36.20	58,983,100.00	State and Federal Aid Receivable	
DEBT SERVICE		4c Apartments 1 .08	137,300.00	Other Receivables	397,743.03
Principal Payments	173,848.46	Total 1850	162,921,695.00	Total	1,765,878.90
Interest Payments	147,332.70	Land Area 2.00 Sq. Miles		LIABILITIES, RESERVES, AND SURPLUS	
DEFERRED CHARGES	8,000.00	Net Valuation Taxable-Municipal	164,408,757	Cash Liabilities	726,570.06
SCHOOL, COUNTY, SPECIAL DISTRICT TAXES	5,101,112.26	Net Valuation Taxable-County	247,193,364	Reserves for Receivables	283,569.81
RESERVE FOR UNCOLLECTED TAXES	269,000.00	State Equalized Valuation	247,457,736	Surplus Dec. 31, 1984	755,739.03
EXPENDITURES TOTAL	8,160,442.51	State Equalization Ratio	66.28	Total	1,765,878.90

1021
Population 1980 8,292
Population 1984 9,447
S & P Rating
Moody Rating AAA

General Tax Rate Per \$100. 3.52
State Equalized Tax Rate 2.23

RARITAN TOWNSHIP – HUNTERDON CO.
Form of Government:
Township Committee
Number of Members on Governing Body – 5

PER CAPITA:
Gross Debt 800.59
Net Debt 534.68
Debt Service 21.66
Total Tax Levy 1,009.22
Municipal Expenditures 343.70
PER CENT:
Gross Debt 2.02
Net Debt 1.35
Tax Levy Collected 96.56
Tax Levy Cancelled, Abated or Adjusted .56

EXPENDITURES		REVENUES-REALIZED		1984 PROPERTY TAX	
GENERAL GOVERNMENT				STATE EQUALIZED TAX RATE	
Governing Body & Public Boards		1984 Property Taxes Collected	9,188,921.61	Local District School Taxes	
Municipal Clerk		1984 Payments in Lieu of Taxes		Regional & Consolidated School Tax 1.47	6,116,976.25
Financial Administration	33,150.00	Delinquent Tax & Lien Collections	369,269.27	School Taxes in Municipal Budget	
Assessment of Taxes	51,193.00	Business Personalty Replacement Taxes	318,030.64	County Taxes .44	1,819,807.89
Collection of Taxes	37,770.00	Taxes from Public Utilities	1,029,239.00	County Library Taxes .03	115,278.85
Planning, Housing & Development	131,829.00	Other Miscellaneous Tax Revenues		Local Municipal Purpose Taxes .28	1,183,600.63
Human Resources		State Aid Revenues	53,132.84	Veteran & Senior Citizen Taxes	61,900.00
Elections	3,907.63	Federal Aid Revenues		Total Taxes for Rate Computation 2.22	9,297,563.62
General Administration (other)	292,993.87	State and Local Fiscal Assistance Act Utilized	57,693.12	Special District Taxes	
JUDICIARY		Sale of Acquired Property		Bank Corp. Taxes	39,951.05
Municipal Courts	51,700.00	Other Miscellaneous Revenues	571,683.39	Added and Omitted Taxes	258,487.20
PUBLIC SAFETY		Total	11,587,969.87	Total Taxes Levied - ABSTRACT	9,534,101.87
Fire Protection	60,701.00	Prior Years Surplus Appropriated	400,000.00	Total Taxes Billed	9,516,414.56
Police Protection	641,500.00	REVENUES TOTAL	11,987,969.87	1984 TAXES COLLECTED	9,188,921.61
Civil Defense & Disaster Control		Reserve For Uncollected Taxes	563,754.04	1984 Taxes Cancelled, Abated or Adjusted	53,539.20
Environmental Inspection & Control	95,171.00	CAPITAL OUTLAY TOTAL	636,988.94	Transfer to Tax Title Liens or Foreclosed	10,077.04
Other Public Safety				Balance Outstanding Dec. 31, 1984	263,876.71
PUBLIC WORKS				PRIOR YEARS TAXES OUTSTANDING	
Streets and Drainage	694,331.86	Public Enterprises		Balance January 1, 1984	436,738.75
Sewers and Sewage Processing		Recreation—Culture		Collected in 1984	356,384.70
Garbage and Trash Disposal		Public Works	466,003.70	Cancelled, Abated or Adjusted 1984	
Public Buildings and Grounds	63,671.00	Buildings and Grounds	170,985.24	Transfers to Tax Title Liens or Foreclosed	6,228.35
Other Public Works		Library and Education		Balance December 31, 1984	74,125.70
HEALTH and WELFARE		Conservation		TAX TITLE LIENS OUTSTANDING	
Health Services Except Environmental	6,590.00	All Other		Balance January 1, 1984	23,244.60
Welfare-Public Assistance	8,350.00			Transfer From Taxes	17,178.02
Hospitals, Clinics, First Aid				Redeemed in 1984	12,884.57
Animal, Insect, & Rodent Control				Cancelled, Abated or Adjusted (1984)	
Other Welfare Services				Transfers to Foreclosed Property	
RECREATION and CONSERVATION				Balance December 31, 1984	27,538.05
Beaches and Boardwalks				PROPERTY ACQUIRED BY DEED OR	
Parks, Playgrounds, Shade Trees	21,970.00			FORECLOSURE	
Land Reclamation & Conservation	250.00			Balance January 1, 1984	
Other Recreational Services				Transfers From Taxes or Liens	
EDUCATION (excluding schools)				Sale for Cash (1984)	
Libraries				Cancelled, Abated or Adjusted (1984)	
Other Educational Services	500.00			Balance December 31, 1984	
STATUTORY EXPENDITURES				CURRENT FINANCES DECEMBER 31, 1984	
Pensions & P. I. C. A.	164,461.48			ASSETS	
Employee Fringe Benefits	74,000.00			Cash Dec. 31, 1984	2,207,075.33
Other Statutory Expenditures	11,291.00			Taxes Receivable	338,002.41
CETA And Other Public Employment Programs				Tax Title Liens	27,538.05
MUNICIPAL FUNCTIONS TOTAL	2,445,335.84			Foreclosed Property	
CAPITAL IMPROVEMENTS *MEMO*	294,600.00			Emergencies & Other Deferred Charges	9,425.98
DEBT SERVICE				State and Federal Aid Receivable	16,980.25
Principal Payments	20,000.00			Other Receivables	13,378.34
Interest Payments	184,643.33			Total	2,612,400.36
DEFERRED CHARGES	33,242.26			LIABILITIES, RESERVES, AND SURPLUS	
SCHOOL, COUNTY, SPECIAL DISTRICT TAXES	8,052,062.99			Cash Liabilities	472,679.59
RESERVE FOR UNCOLLECTED TAXES	563,754.04			Reserves for Receivables	378,918.80
EXPENDITURES TOTAL	11,299,038.46			Surplus Dec. 31, 1984	1,760,801.97
				Total	2,612,400.36

1022
Population 1980 10,855
Population 1984 11,260
S & P Rating
Moody Rating AAA

General Tax Rate Per \$100.
2.32
State Equalized Tax Rate
2.08

READINGTON TWP. - HUNTERDON CO.
Form of Government:
Township Committee
Number of Members on Governing Body - 5

PER CAPITA:
Gross Debt 592.24
Net Debt 525.27
Debt Service 16.52
Total Tax Levy 822.52
Municipal Expenditures 282.56
PER CENT:
Gross Debt 1.64
Net Debt 1.45
Tax Levy Collected 94.37
Tax Levy Cancelled, Abated or Adjusted .01

EXPENDITURES		REVENUES-REALIZED		1984 PROPERTY TAX	
GENERAL GOVERNMENT				STATE EQUALIZED TAX RATE \rightarrow	
Governing Body & Public Boards		1984 Property Taxes Collected	8,729,179.97	Local District School Taxes .86	3,786,705.00
Municipal Clerk		1984 Payments in Lieu of Taxes		Regional & Consolidated School Tax .58	2,547,891.64
Financial Administration	33,398.00	Delinquent Tax & Lien Collections	527,993.79	School Taxes in Municipal Budget	
Assessment of Taxes	33,565.00	Business Personalty Replacement Taxes	109,471.92	County Taxes .44	1,944,722.28
Collection of Taxes	49,625.00	Taxes from Public Utilities	932,812.00	County Library Taxes .03	123,194.38
Planning, Housing & Development	23,114.00	Other Miscellaneous Tax Revenues		Local Municipal Purpose Taxes .17	749,402.93
Human Resources	4,000.00	State Aid Revenues	55,769.94	Veteran & Senior Citizen Taxes	83,450.00
Elections	2,340.00	Federal Aid Revenues		Total Taxes for Rate Computation 2.08	9,235,366.23
General Administration (other)	390,093.00	State and Local Fiscal Assistance Act Utilized	73,915.55	Special District Taxes	
JUDICIARY		Sale of Acquired Property		Bank Corp. Taxes	14,045.28
Municipal Courts	34,765.00	Other Miscellaneous Revenues	636,052.28	Added and Omitted Taxes	95,668.63
PUBLIC SAFETY		Total	11,065,195.45	Total Taxes Levied - ABSTRACT	9,261,630.14
Fire Protection	71,000.00	Prior Years Surplus Appropriated	480,000.00	Total Taxes Billed	9,249,803.85
Police Protection	616,850.00	REVENUES TOTAL	11,545,195.45	1984 TAXES COLLECTED	8,729,179.97
Civil Defense & Disaster Control		Reserve For Uncollected Taxes	575,928.91	1984 Taxes Cancelled, Abated or Adjusted	816.83
Environmental Inspection & Control	79,766.00	CAPITAL OUTLAY TOTAL	418,417.60	Transfer to Tax Title Liens or Foreclosed	3,009.04
Other Public Safety				Balance Outstanding Dec. 31, 1984	516,798.01
PUBLIC WORKS				PRIOR YEARS TAXES OUTSTANDING	
Streets and Drainage	620,315.55	Public Enterprises		Balance January 1, 1984	527,093.38
Sewers and Sewage Processing	44,200.00	Recreation—Culture	7,081.02	Collected in 1984	504,537.80
Garbage and Trash Disposal	6,000.00	Public Works	386,120.64	Cancelled, Abated or Adjusted 1984	2.49
Public Buildings and Grounds	48,500.00	Buildings and Grounds	25,215.94	Transfers to Tax Title Liens or Foreclosed	59.61
Other Public Works		Library and Education		Balance December 31, 1984	22,493.48
HEALTH and WELFARE		Conservation		TAX TITLE LIENS OUTSTANDING	
Health Services Except Environmental	15,200.00	All Other		Balance January 1, 1984	52,429.86
Welfare-Public Assistance	8,267.00			Transfer From Taxes	3,085.05
Hospitals, Clinics, First Aid				Redeemed in 1984	23,455.99
Animal, Insect, & Rodent Control				Cancelled, Abated or Adjusted (1984)	
Other Welfare Services				Transfers to Foreclosed Property	
RECREATION and CONSERVATION				Balance December 31, 1984	32,058.92
Beaches and Boardwalks				PROPERTY ACQUIRED BY DEED OR	
Parks, Playgrounds, Shade Trees	39,500.00			FORECLOSURE	
Land Reclamation & Conservation	2,800.00			Balance January 1, 1984	22,650.00
Other Recreational Services	5,457.00			Transfers From Taxes or Liens	
EDUCATION (excluding schools)				Sale for Cash (1984)	
Libraries	12,250.00			Cancelled, Abated or Adjusted (1984)	
Other Educational Services	500.00			Balance December 31, 1984	22,650.00
STATUTORY EXPENDITURES				CURRENT FINANCES DECEMBER 31, 1984	
Pensions & F. I. C. A.	157,820.00			ASSETS	
Employee Fringe Benefits	92,000.00			Cash Dec. 31, 1984	1,920,010.24
Other Statutory Expenditures	5,000.00			Taxes Receivable	539,291.49
CETA And Other Public Employment Programs				Tax Title Liens	32,058.92
MUNICIPAL FUNCTIONS TOTAL	2,396,325.55			Foreclosed Property	22,650.00
CAPITAL IMPROVEMENTS *MEMO*	66,000.00			Emergencies & Other Deferred Charges	39,359.57
DEBT SERVICE				State and Federal Aid Receivable	15,246.64
Principal Payments	155,000.00			Other Receivables	
Interest Payments	31,026.67			Total	2,568,616.86
DEFERRED CHARGES				LIABILITIES, RESERVES, AND SURPLUS	
SCHOOL, COUNTY, SPECIAL DISTRICT TAXES	23,355.02			Cash Liabilities	761,885.60
RESERVE FOR UNCOLLECTED TAXES	8,402,513.30			Reserves for Receivables	631,319.98
EXPENDITURES TOTAL	11,584,149.45			Surplus Dec. 31, 1984	1,175,411.28
				Total	2,568,616.86

1340

Population 1980 12,031
 Population 1984 11,897
 S & P Rating
 Moody Rating AAA

General Tax Rate Per \$100.

2.60
 State Equalized Tax Rate 2.72

RED BANK BOROUGH – MONMOUTH CO.

Form of Government:

Borough Council

Number of Members on Governing Body – 6

PER CAPITA:

Gross Debt 973.58
 Net Debt 298.65
 Debt Service 32.32
 Total Tax Levy 796.05
 Municipal Expenditures 465.88

PER CENT:

Gross Debt 4.10
 Net Debt 1.26
 Tax Levy Collected 93.10
 Tax Levy Cancelled, Abated or Adjusted 1.19

EXPENDITURES		REVENUES-REALIZED		1984 PROPERTY TAX	
GENERAL GOVERNMENT		1984 Property Taxes Collected		STATE EQUALIZED TAX RATE	
Governing Body & Public Boards			8,757,532.97	Local District School Taxes	1.06
Municipal Clerk		1984 Payments in Lieu of Taxes	24,000.00	Regional & Consolidated School Tax	.69
Financial Administration	96,705.00	Delinquent Tax & Lien Collections	432,038.12	School Taxes in Municipal Budget	
Assessment of Taxes	35,050.00	Business Personalty Replacement Taxes	327,193.32	County Taxes	.48
Collection of Taxes	15,150.00	Taxes from Public Utilities	1,501,671.00	County Library Taxes	
Planning, Housing & Development	132,121.00	Other Miscellaneous Tax Revenues	23,011.31	Local Municipal Purpose Taxes	.49
Human Resources		State Aid Revenues	146,836.18	Veteran & Senior Citizen Taxes	
Elections	2,500.00	Federal Aid Revenues	75,915.00	Total Taxes for Rate Computation	2.72
General Administration (other)	309,620.00	State and Local Fiscal Assistance Act Utilized	86,405.45	Special District Taxes	
JUDICIARY		Sale of Acquired Property		Bank Corp. Taxes	64,358.78
Municipal Courts	68,930.00	Other Miscellaneous Revenues	816,361.46	Added and Omitted Taxes	29,150.03
PUBLIC SAFETY		Total	12,190,964.81	Total Taxes Levied - ABSTRACT	9,470,628.14
Fire Protection	107,000.00	Prior Years Surplus Appropriated	575,000.00	Total Taxes Billed	9,406,269.36
Police Protection	1,390,194.99	REVENUES TOTAL	12,765,964.81	1984 TAXES COLLECTED	8,757,532.97
Civil Defense & Disaster Control	500.00	Reserve For Uncollected Taxes	748,626.87	1984 Taxes Cancelled, Abated or Adjusted	111,845.61
Environmental Inspection & Control	141,775.00	CAPITAL OUTLAY TOTAL	1,190,779.11	Transfer to Tax Title Liens or Foreclosed	87,613.98
Other Public Safety				Balance Outstanding Dec. 31, 1984	449,276.80
PUBLIC WORKS				PRIOR YEARS TAXES OUTSTANDING	
Streets and Drainage	462,355.00	Public Enterprises	551,737.63	Balance January 1, 1984	401,151.19
Sewers and Sewage Processing		Recreation—Culture	88,501.36	Collected in 1984	318,033.72
Garbage and Trash Disposal	265,195.00	Public Works	466,883.12	Cancelled, Abated or Adjusted 1984	33,443.94
Public Buildings and Grounds	95,050.00	Buildings and Grounds	83,657.00	Transfers to Tax Title Liens or Foreclosed	34,386.94
Other Public Works		Library and Education		Balance December 31, 1984	15,286.59
HEALTH and WELFARE		Conservation		TAX TITLE LIENS OUTSTANDING	
Health Services Except Environmental	115,120.00	All Other		Balance January 1, 1984	224,593.72
Welfare-Public Assistance	70,248.00	CAPITAL DEBT AUTHORIZED, DECEMBER 31, 1984		Transfer From Taxes	127,574.33
Hospitals, Clinics, First Aid		ISSUED AND UNISSUED		Redeemed in 1984	114,004.40
Animal, Insect, & Rodent Control		School	5,816,645	Cancelled, Abated or Adjusted (1984)	
Other Welfare Services	11,820.00	Self-liquidating	2,213,000	Transfers to Foreclosed Property	
RECREATION and CONSERVATION		Other	3,553,000	Balance December 31, 1984	238,163.65
Beaches and Boardwalks		Total	11,582,645	PROPERTY ACQUIRED BY DEED OR	
Parks, Playgrounds, Shade Trees	63,210.00	ISSUED AND OUTSTANDING		FORECLOSURE	
Land Reclamation & Conservation	92,550.00	School	5,816,645.16	Balance January 1, 1984	230,200.00
Other Recreational Services	37,100.00	Self-Liquidating	1,878,000.00	Transfers From Taxes or Liens	
EDUCATION (excluding schools)		Other	2,849,650.00	Sale for Cash (1984)	
Libraries		Total	10,544,295.16	Cancelled, Abated or Adjusted (1984)	
Other Educational Services	211,000.00	EQUALIZED VALUATION BASIS		Balance December 31, 1984	230,200.00
STATUTORY EXPENDITURES		FOR NET DEBT COMPUTATION	282,689,705	CURRENT FINANCES DECEMBER 31, 1984	
Pensions & F. I. C. A.	383,982.00	REAL PROPERTY VALUATIONS		ASSETS	
Employee Fringe Benefits	179,950.00	Code Class # of Parcels % VAL'N		Cash Dec. 31, 1984	1,021,047.63
Other Statutory Expenditures		1 Vacant Land 210 1.15	3,977,100.00	Taxes Receivable	464,563.39
CETA And Other Public Employment Programs		2 Residential 2780 54.74	189,365,800.00	Tax Title Liens	238,163.65
MUNICIPAL FUNCTIONS TOTAL	4,287,125.99	3 Farm		Foreclosed Property	230,200.00
CAPITAL IMPROVEMENTS *MEMO*	43,703.98	4a Commercial 433 28.84	99,753,100.00	Emergencies & Other Deferred Charges	233,110.00
DEBT SERVICE		4b Industrial 70 3.28	11,341,900.00	State and Federal Aid Receivable	5,898.04
Principal Payments	215,000.00	4c Apartments 30 12.00	41,496,400.00	Other Receivables	45,517.35
Interest Payments	169,509.95	Total 3523	345,934,300.00	Total	2,238,500.06
DEFERRED CHARGES	122,317.62	Land Area 1.75 Sq. Miles		LIABILITIES, RESERVES, AND SURPLUS	
SCHOOL, COUNTY, SPECIAL DISTRICT TAXES	7,692,823.69	Net Valuation Taxable-Municipal	360,353,624	Cash Liabilities	215,758.73
RESERVE FOR UNCOLLECTED TAXES	748,626.87	Net Valuation Taxable-County	308,657,777	Reserves for Receivables	978,444.39
EXPENDITURES TOTAL	13,235,404.12	State Equalized Valuation	345,662,456	Surplus Dec. 31, 1984	1,044,296.94
		State Equalization Ratio	104.47	Total	2,238,500.06

0249
Population 1980 10,294
Population 1984 10,143
S & P Rating
Moody Rating

General Tax Rate Per \$100. 1.05
State Equalized Tax Rate .65

RIDGEFIELD BOROUGH – BERGEN COUNTY
Form of Government:
Borough Council
Number of Members on Governing Body – 6

PER CAPITA:
Gross Debt 415.40
Net Debt 318.49
Debt Service 17.52
Total Tax Levy 303.08
Municipal Expenditures 856.86

PER CENT:
Gross Debt .97
Net Debt .74
Tax Levy Collected 96.07
Tax Levy Cancelled, Abated or Adjusted 1.13

EXPENDITURES		REVENUES-REALIZED		1984 PROPERTY TAX	
GENERAL GOVERNMENT				STATE EQUALIZED TAX RATE .27	
Governing Body & Public Boards		1984 Property Taxes Collected	2,909,967.98	Local District School Taxes	1,250,000.00
Municipal Clerk		1984 Payments in Lieu of Taxes	27,639.78	Regional & Consolidated School Tax	
Financial Administration	8,049.00	Delinquent Tax & Lien Collections	218,105.80	School Taxes in Municipal Budget	
Assessment of Taxes	52,223.00	Business Personalty Replacement Taxes	7,171,344.00	County Taxes	1,749,136.67
Collection of Taxes	14,800.00	Taxes from Public Utilities		County Library Taxes	
Planning, Housing & Development		Other Miscellaneous Tax Revenues	18,421.34	Local Municipal Purpose Taxes	
Human Resources		State Aid Revenues	40,395.00	Veteran & Senior Citizen Taxes	125,550.00
Elections		Federal Aid Revenues		Total Taxes for Rate Computation	3,124,686.67
General Administration (other)	831,865.00	State and Local Fiscal Assistance Act Utilized		Special District Taxes	
JUDICIARY		Sale of Acquired Property		Bank Corp. Taxes	51,206.36
Municipal Courts	91,826.00	Other Miscellaneous Revenues	930,275.97	Added and Omitted Taxes	23,777.03
PUBLIC SAFETY		Total	11,316,149.87	Total Taxes Levied - ABSTRACT	3,074,120.06
Fire Protection	148,300.00	Prior Years Surplus Appropriated	375,000.00	Total Taxes Billed	3,029,148.26
Police Protection	1,183,151.00	REVENUES TOTAL	11,691,149.87	1984 TAXES COLLECTED	2,909,967.98
Civil Defense & Disaster Control	6,292.00	Reserve For Uncollected Taxes	175,482.05	1984 Taxes Cancelled, Abated or Adjusted	34,247.80
Environmental Inspection & Control	19,261.00	CAPITAL OUTLAY TOTAL	256,097.67	Transfer to Tax Title Liens or Foreclosed	
Other Public Safety		Public Enterprises	20,062.52	Balance Outstanding Dec. 31, 1984	84,932.48
PUBLIC WORKS		Recreation—Culture		PRIOR YEARS TAXES OUTSTANDING	
Streets and Drainage	779,124.00	Public Works	109,066.42	Balance January 1, 1984	27,965.02
Sewers and Sewage Processing	345,050.00	Buildings and Grounds	126,968.73	Collected in 1984	27,639.78
Garbage and Trash Disposal	330,500.00	Library and Education		Cancelled, Abated or Adjusted 1984	124.00
Public Buildings and Grounds	245,000.00	Conservation		Transfers to Tax Title Liens or Foreclosed	
Other Public Works	50,000.00	All Other		Balance December 31, 1984	201.24
HEALTH and WELFARE		CAPITAL DEBT AUTHORIZED, DECEMBER 31, 1984		TAX TITLE LIENS OUTSTANDING	
Health Services Except Environmental	88,482.51	ISSUED AND UNISSUED		Balance January 1, 1984	
Welfare-Public Assistance	32,725.00	School	512,000	Transfer From Taxes	
Hospitals, Clinics, First Aid		Self-liquidating	471,000	Redeemed in 1984	
Animal, Insect, & Rodent Control		Other	3,230,400	Cancelled, Abated or Adjusted (1984)	
Other Welfare Services		Total	4,213,400	Transfers to Foreclosed Property	
RECREATION and CONSERVATION		ISSUED AND OUTSTANDING		Balance December 31, 1984	
Beaches and Boardwalks	105,625.00	School	471,000.00	PROPERTY ACQUIRED BY DEED OR	
Parks, Playgrounds, Shade Trees	1,000.00	Self-Liquidating	1,949,650.00	FORECLOSURE	
Land Reclamation & Conservation	8,000.00	Other	2,420,650.00	Balance January 1, 1984	110,785.00
Other Recreational Services		Total	4,420,650.00	Transfers From Taxes or Liens	
EDUCATION (excluding schools)		EQUALIZED VALUATION BASIS		Sale for Cash (1984)	
Libraries	160,000.00	FOR NET DEBT COMPUTATION	434,091,482	Cancelled, Abated or Adjusted (1984)	
Other Educational Services	3,424,239.00	REAL PROPERTY VALUATIONS		Balance December 31, 1984	110,785.00
STATUTORY EXPENDITURES		Code Class # of Parcels % VAL'N	ASSESSED VALUATION	CURRENT FINANCES DECEMBER 31, 1984	
Pensions & F. I. C. A.	372,475.00	1 Vacant Land 151 2.45	6,968,800.00	ASSETS	
Employee Fringe Benefits		2 Residential 2360 56.90	162,145,325.00	Cash Dec. 31, 1984	1,297,676.54
Other Statutory Expenditures	10,000.00	3 Farm		Taxes Receivable	85,133.72
CETA And Other Public Employment Programs	8,307,977.51	4a Commercial 147 9.60	27,365,000.00	Tax Title Liens	
MUNICIPAL FUNCTIONS		4b Industrial 92 26.62	75,855,300.00	Foreclosed Property	110,785.00
CAPITAL IMPROVEMENTS	*MEMO*	4c Apartments 17 4.43	12,609,200.00	Emergencies & Other Deferred Charges	8,844.76
DEBT SERVICE		Total 2767	284,943,625.00	State and Federal Aid Receivable	25,705.42
Principal Payments	19,000.00	Land Area 2.60 Sq. Miles		Other Receivables	134,266.55
Interest Payments	158,707.07	Net Valuation Taxable-Municipal	286,225,831	Total	1,662,411.99
DEFERRED CHARGES	30,000.00	Net Valuation Taxable-County	463,003,699	LIABILITIES, RESERVES, AND SURPLUS	
SCHOOL, COUNTY, SPECIAL DISTRICT TAXES	2,999,136.67	State Equalized Valuation	466,423,689	Cash Liabilities	424,117.92
RESERVE FOR UNCOLLECTED TAXES	175,482.05	State Equalization Ratio	61.50	Reserves for Receivables	330,185.27
EXPENDITURES	TOTAL			Surplus Dec. 31, 1984	908,108.80
				Total	1,662,411.99

0250
Population 1980 12,738
Population 1984 12,419
S & P Rating
Moody Rating A1

General Tax Rate Per \$100. 4.88
State Equalized Tax Rate 2.70

RIDGEFIELD PARK VILLAGE – BERGEN CO.
Form of Government:
Commission (1911)
Number of Members on Governing Body – 5

PER CAPITA:
Gross Debt 47.49
Net Debt 46.31
Debt Service
Total Tax Levy 687.66
Municipal Expenditures 405.94
PER CENT:
Gross Debt .20
Net Debt .20
Tax Levy Collected 96.26
Tax Levy Cancelled, Abated or Adjusted 1.23

EXPENDITURES		REVENUES-REALIZED		1984 PROPERTY TAX	
GENERAL GOVERNMENT				STATE EQUALIZED TAX RATE 1.63	
Governing Body & Public Boards	8,550.00	1984 Property Taxes Collected	8,232,297.90	Local District School Taxes	5,138,142.86
Municipal Clerk	57,576.00	1984 Payments in Lieu of Taxes		Regional & Consolidated School Tax	
Financial Administration	18,500.00	Delinquent Tax & Lien Collections	243,891.39	School Taxes in Municipal Budget	
Assessment of Taxes	166,487.00	Business Personalty Replacement Taxes	211,883.36	County Taxes	1,130,842.60
Collection of Taxes	75,140.00	Taxes from Public Utilities	635,618.00	County Library Taxes	
Planning, Housing & Development	21,450.00	Other Miscellaneous Tax Revenues		Local Municipal Purpose Taxes	2,249,118.00
Human Resources		State Aid Revenues	216,000.39	Veteran & Senior Citizen Taxes	113,650.00
Elections	8,600.00	Federal Aid Revenues		Total Taxes for Rate Computation	8,631,753.46
General Administration (other)	718,761.50	State and Local Fiscal Assistance Act Utilized	107,242.39	Special District Taxes	
JUDICIARY		Sale of Acquired Property		Bank Corp. Taxes	12,190.85
Municipal Courts	70,064.00	Other Miscellaneous Revenues	522,805.17	Added and Omitted Taxes	9,695.39
PUBLIC SAFETY		Total	10,169,738.60	Total Taxes Levied - ABSTRACT	8,539,989.70
Fire Protection	298,800.00	Prior Years Surplus Appropriated	968,500.00	Total Taxes Billed	8,552,340.49
Police Protection	1,055,766.87	REVENUES TOTAL	11,138,238.60	1984 TAXES COLLECTED	8,232,297.90
Civil Defense & Disaster Control	9,540.00	Reserve For Uncollected Taxes	610,210.00	1984 Taxes Cancelled, Abated or Adjusted	105,087.42
Environmental Inspection & Control	94,805.00	CAPITAL OUTLAY TOTAL	189,443.99	Transfer to Tax Title Liens or Foreclosed	2,503.44
Other Public Safety		Public Enterprises		Balance Outstanding Dec. 31, 1984	212,451.73
PUBLIC WORKS		Recreation—Culture	23,255.88	PRIOR YEARS TAXES OUTSTANDING	
Streets and Drainage	204,775.13	Public Works	16,262.13	Balance January 1, 1984	246,514.84
Sewers and Sewage Processing	19,971.94	Buildings and Grounds	50,122.54	Collected in 1984	243,891.39
Garbage and Trash Disposal	266,483.66	Library and Education	99,803.44	Cancelled, Abated or Adjusted 1984	
Public Buildings and Grounds	380,157.00	Conservation		Transfers to Tax Title Liens or Foreclosed	2,024.99
Other Public Works	50,000.00	All Other		Balance December 31, 1984	598.46
HEALTH and WELFARE		CAPITAL DEBT AUTHORIZED, DECEMBER 31, 1984		TAX TITLE LIENS OUTSTANDING	
Health Services Except Environmental	61,112.00	ISSUED AND UNISSUED		Balance January 1, 1984	3,933.82
Welfare-Public Assistance	15,680.00	School	14,590	Transfer From Taxes	4,837.63
Hospitals, Clinics, First Aid		Self-liquidating	360,000	Redeemed in 1984	
Animal, Insect, & Rodent Control	2,600.00	Other	215,138	Cancelled, Abated or Adjusted (1984)	
Other Welfare Services		Total	589,728	Transfers to Foreclosed Property	
RECREATION and CONSERVATION		ISSUED AND OUTSTANDING		Balance December 31, 1984	8,771.45
Beaches and Boardwalks		School	1,399,000.00	PROPERTY ACQUIRED BY DEED OR	
Parks, Playgrounds, Shade Trees	108,916.67	Self-Liquidating	360,000.00	FORECLOSURE	
Land Reclamation & Conservation		Other		Balance January 1, 1984	69,840.00
Other Recreational Services	48,585.00	Total	1,759,000.00	Transfers From Taxes or Liens	
EDUCATION (excluding schools)		EQUALIZED VALUATION BASIS		Sale for Cash (1984)	
Libraries	113,153.00	FOR NET DEBT COMPUTATION	292,413,304	Cancelled, Abated or Adjusted (1984)	
Other Educational Services		REAL PROPERTY VALUATIONS		Balance December 31, 1984	69,840.00
STATUTORY EXPENDITURES		Code Class # of Parcels % VAL'N ASSESSED VALUATION		CURRENT FINANCES DECEMBER 31, 1984	
Pensions & F. I. C. A.	357,432.00	1 Vacant Land 119 2.04	3,553,700.00	ASSETS	
Employee Fringe Benefits	151,800.00	2 Residential 2,679 66.92	116,525,800.00	Cash Dec. 31, 1984	1,970,639.14
Other Statutory Expenditures	10,000.00	3 Farm		Taxes Receivable	213,050.19
CETA And Other Public Employment Programs		4a Commercial 194 11.80	20,543,900.00	Tax Title Liens	8,771.45
MUNICIPAL FUNCTIONS TOTAL	4,394,706.77	4b Industrial 19 5.85	10,167,300.00	Foreclosed Property	69,840.00
CAPITAL IMPROVEMENTS *MEMO*	5,000.00	4c Apartments 44 13.39	23,308,700.00	Emergencies & Other Deferred Charges	132,000.00
DEBT SERVICE		Total 3055	174,119,400.00	State and Federal Aid Receivable	1,544.80
Principal Payments		Land Area 2.00 Sq. Miles		Other Receivables	99,221.29
Interest Payments		Net Valuation Taxable-Municipal	174,846,803	Total	2,495,066.87
DEFERRED CHARGES	36,487.50	Net Valuation Taxable-County	300,609,075	LIABILITIES, RESERVES, AND SURPLUS	
SCHOOL, COUNTY, SPECIAL DISTRICT TAXES	6,268,985.46	State Equalized Valuation	315,607,751	Cash Liabilities	837,371.05
RESERVE FOR UNCOLLECTED TAXES	610,210.00	State Equalization Ratio	55.30	Reserves for Receivables	390,882.93
EXPENDITURES TOTAL	11,310,389.73			Surplus Dec. 31, 1984	1,266,812.89
				Total	2,495,066.87

0251
 Population 1980 25,208
 Population 1984 25,128
 S & P Rating AA
 Moody Rating AA
 General Tax Rate Per \$100. 3.67
 State Equalized Tax Rate 2.49

RIDGEWOOD VILLAGE – BERGEN COUNTY
Form of Government:
Council-Manager Plan B (OMCL 50)
Number of Members on Governing Body – 5

PER CAPITA:
 Gross Debt 592.36
 Net Debt 404.51
 Debt Service 34.89
 Total Tax Levy 1,210.46
 Municipal Expenditures 466.58
 PER CENT:
 Gross Debt 1.35
 Net Debt .93
 Tax Levy Collected 98.04
 Tax Levy Cancelled, Abated or Adjusted .10

EXPENDITURES		REVENUES-REALIZED		1984 PROPERTY TAX	
GENERAL GOVERNMENT				STATE EQUALIZED TAX RATE	
Governing Body & Public Boards	21,573.23	1984 Property Taxes Collected	29,790,534.10	Local District School Taxes	1.67
Municipal Clerk	48,089.05	1984 Payments in Lieu of Taxes		Regional & Consolidated School Tax	
Financial Administration	130,980.82	Delinquent Tax & Lien Collections	726,439.40	School Taxes in Municipal Budget	
Assessment of Taxes	77,273.36	Business Personalty Replacement Taxes	256,838.55	County Taxes	.34
Collection of Taxes	19,714.97	Taxes from Public Utilities	1,678,244.03	County Library Taxes	
Planning, Housing & Development	46,523.00	Other Miscellaneous Tax Revenues		Local Municipal Purpose Taxes	.47
Human Resources		State Aid Revenues	322,899.17	Veteran & Senior Citizen Taxes	
Elections	8,018.18	Federal Aid Revenues		Total Taxes for Rate Computation	2.48
General Administration (other)	274,267.75	State and Local Fiscal Assistance Act Utilized	142,191.00	Special District Taxes	
JUDICIARY		Sale of Acquired Property		Bank Corp. Taxes	70,458.08
Municipal Courts	105,073.30	Other Miscellaneous Revenues	2,247,423.81	Added and Omitted Taxes	86,830.44
PUBLIC SAFETY		Total	35,164,570.06	Total Taxes Levied - ABSTRACT	30,416,551.75
Fire Protection	1,362,125.33	Prior Years Surplus Appropriated	850,000.00	Total Taxes Billed	30,384,631.78
Police Protection	1,829,836.05	REVENUES TOTAL	36,014,570.06	1984 TAXES COLLECTED	29,790,534.10
Civil Defense & Disaster Control	24,925.00	Reserve For Uncollected Taxes	987,741.16	1984 Taxes Cancelled, Abated or Adjusted	29,206.41
Environmental Inspection & Control	129,770.95	CAPITAL OUTLAY TOTAL	1,937,418.12	Transfer to Tax Title Liens or Foreclosed	10,033.78
Other Public Safety				Balance Outstanding Dec. 31, 1984	554,857.49
PUBLIC WORKS				PRIOR YEARS TAXES OUTSTANDING	
Streets and Drainage	1,087,126.23	Public Enterprises	357,182.97	Balance January 1, 1984	695,063.20
Sewers and Sewage Processing		Recreation—Culture	19,453.98	Collected in 1984	687,198.89
Garbage and Trash Disposal	949,286.05	Public Works	1,380,413.25	Cancelled, Abated or Adjusted 1984	2,094.11
Public Buildings and Grounds	576,470.78	Buildings and Grounds	131,214.63	Transfers to Tax Title Liens or Foreclosed	5,770.20
Other Public Works	409,023.54	Library and Education	49,153.29	Balance December 31, 1984	
HEALTH and WELFARE		Conservation		TAX TITLE LIENS OUTSTANDING	
Health Services Except Environmental	156,699.57	All Other		Balance January 1, 1984	54,084.92
Welfare-Public Assistance	15,000.00	CAPITAL DEBT AUTHORIZED, DECEMBER 31, 1984		Transfer From Taxes	16,973.83
Hospitals, Clinics, First Aid		ISSUED AND UNISSUED		Redeemed in 1984	39,240.51
Animal, Insect, & Rodent Control		School	2,991,000	Cancelled, Abated or Adjusted (1984)	
Other Welfare Services		Self-liquidating	3,259,000	Transfers to Foreclosed Property	
RECREATION and CONSERVATION		Other	8,634,721	Balance December 31, 1984	31,818.24
Beaches and Boardwalks		Total	14,884,721	PROPERTY ACQUIRED BY DEED OR	
Parks, Playgrounds, Shade Trees	268,448.97			FORECLOSURE	
Land Reclamation & Conservation		ISSUED AND OUTSTANDING		Balance January 1, 1984	64,500.00
Other Recreational Services	147,000.73	School	2,991,000.00	Transfers From Taxes or Liens	
EDUCATION (excluding schools)		Self-Liquidating	3,191,000.00	Sale for Cash (1984)	
Libraries	571,080.00	Other	3,949,000.00	Cancelled, Abated or Adjusted (1984)	18,745.00
Other Educational Services	160,462.88	Total	10,131,000.00	Balance December 31, 1984	45,755.00
STATUTORY EXPENDITURES		EQUALIZED VALUATION BASIS		CURRENT FINANCES DECEMBER 31, 1984	
Pensions & F. I. C. A.	941,509.77	FOR NET DEBT COMPUTATION	1,098,701,395	ASSETS	
Employee Fringe Benefits	472,349.00	REAL PROPERTY VALUATIONS		Cash Dec. 31, 1984	9,959,275.55
Other Statutory Expenditures	1,000.00	Code Class # of Parcels % VAL'N		Taxes Receivable	554,857.49
CETA And Other Public Employment Programs		1 Vacant Land 301 1.13	9,209,000.00	Tax Title Liens	31,818.24
MUNICIPAL FUNCTIONS		2 Residential 7234 87.23	711,437,600.00	Foreclosed Property	45,755.00
CAPITAL IMPROVEMENTS	218,677.00	3 Farm 2 .04	329,000.00	Emergencies & Other Deferred Charges	152,723.00
DEBT SERVICE		4a Commercial 289 9.23	75,244,000.00	State and Federal Aid Receivable	
Principal Payments	554,200.00	4b Industrial		Other Receivables	31,060.25
Interest Payments	322,608.38	4c Apartments 28 2.38	19,381,100.00	Total	10,775,489.53
DEFERRED CHARGES	26,116.48	Total 7854	815,600,700.00	LIABILITIES, RESERVES, AND SURPLUS	
SCHOOL, COUNTY, SPECIAL DISTRICT TAXES	24,510,184.45	Land Area 5.90 Sq. Miles		Cash Liabilities	8,689,975.40
RESERVE FOR UNCOLLECTED TAXES	987,741.16	Net Valuation Taxable-Municipal	825,553,170	Reserves for Receivables	663,490.98
EXPENDITURES		Net Valuation Taxable-County	1,100,498,261	Surplus Dec. 31, 1984	1,422,023.15
TOTAL	36,234,478.98	State Equalized Valuation	1,211,669,684	Total	10,775,489.53
		State Equalization Ratio	67.87		

1611
 Population 1980 **12,625**
 Population 1984 **13,098**
 S & P Rating
 Moody Rating **AAA**

General Tax Rate Per \$100. **8.28**
 State Equalized Tax Rate **2.68**

RINGWOOD BOROUGH – PASSAIC COUNTY
Form of Government:
Council-Manager Plan E (OMCL 50)
Number of Members on Governing Body – 6

PER CAPITA:
 Gross Debt **785.10**
 Net Debt **358.32**
 Debt Service **39.17**
 Total Tax Levy **834.59**
 Municipal Expenditures **388.76**
 PER CENT:
 Gross Debt **2.83**
 Net Debt **1.29**
 Tax Levy Collected **97.24**
 Tax Levy Cancelled, Abated or Adjusted **.03**

EXPENDITURES		REVENUES-REALIZED		1984 PROPERTY TAX	
GENERAL GOVERNMENT				STATE EQUALIZED TAX RATE	
Governing Body & Public Boards	24,956.98	1984 Property Taxes Collected	10,636,877.47	Local District School Taxes .92	3,724,768.00
Municipal Clerk		1984 Payments in Lieu of Taxes	69,897.83	Regional & Consolidated School Tax .53	2,151,209.17
Financial Administration	64,925.72	Delinquent Tax & Lien Collections	278,571.61	School Taxes in Municipal Budget	
Assessment of Taxes	30,990.44	Business Personalty Replacement Taxes	20,146.08	County Taxes .56	2,270,543.45
Collection of Taxes	60,769.35	Taxes from Public Utilities	818,584.00	County Library Taxes	
Planning, Housing & Development	44,233.53	Other Miscellaneous Tax Revenues		Local Municipal Purpose Taxes .67	2,698,809.67
Human Resources		State Aid Revenues	165,401.21	Veteran & Senior Citizen Taxes	82,250.00
Elections	8,868.72	Federal Aid Revenues		Total Taxes for Rate Computation 2.68	10,927,580.29
General Administration (other)	541,620.18	State and Local Fiscal Assistance Act Utilized	100,787.37	Special District Taxes	
JUDICIARY		Sale of Acquired Property		Bank Corp. Taxes	3,586.92
Municipal Courts	39,928.36	Other Miscellaneous Revenues	310,170.32	Added and Omitted Taxes	82,564.02
PUBLIC SAFETY		Total	12,400,435.89	Total Taxes Levied - ABSTRACT	10,931,481.23
Fire Protection	78,350.00	Prior Years Surplus Appropriated	697,000.00	Total Taxes Billed	10,939,163.40
Police Protection	927,062.21	REVENUES TOTAL	13,097,435.89	1984 TAXES COLLECTED	10,636,877.47
Civil Defense & Disaster Control	19,769.21	Reserve For Uncollected Taxes	385,757.99	1984 Taxes Cancelled, Abated or Adjusted	3,119.49
Environmental Inspection & Control	49,414.84	CAPITAL OUTLAY	585,185.41	Transfer to Tax Title Liens or Foreclosed	25,849.77
Other Public Safety		TOTAL		Balance Outstanding Dec. 31, 1984	273,316.67
PUBLIC WORKS		Public Enterprises	142,919.13	PRIOR YEARS TAXES OUTSTANDING	
Streets and Drainage	763,427.10	Recreation—Culture	71,530.28	Balance January 1, 1984	237,447.80
Sewers and Sewage Processing	562,487.70	Public Works	366,281.05	Collected in 1984	221,877.21
Garbage and Trash Disposal	114,815.90	Buildings and Grounds	4,454.95	Cancelled, Abated or Adjusted 1984	399.43
Public Buildings and Grounds	47,036.65	Library and Education		Transfers to Tax Title Liens or Foreclosed	12,752.45
Other Public Works	70,005.00	Conservation		Balance December 31, 1984	2,418.71
HEALTH and WELFARE		All Other		TAX TITLE LIENS OUTSTANDING	
Health Services Except Environmental	93,984.84	CAPITAL DEBT AUTHORIZED, DECEMBER 31, 1984		Balance January 1, 1984	92,534.65
Welfare-Public Assistance	11,428.86	ISSUED AND UNISSUED		Transfer From Taxes	40,902.06
Hospitals, Clinics, First Aid		School	3,265,251	Redeemed in 1984	56,694.40
Animal, Insect, & Rodent Control		Self-liquidating	2,269,600	Cancelled, Abated or Adjusted (1984)	2,251.40
Other Welfare Services		Other	4,748,323	Transfers to Foreclosed Property	
RECREATION and CONSERVATION		Total	10,283,174	Balance December 31, 1984	74,490.91
Beaches and Boardwalks		ISSUED AND OUTSTANDING		PROPERTY ACQUIRED BY DEED OR FORECLOSURE	
Parks, Playgrounds, Shade Trees	29,582.25	School	3,265,251.05	Balance January 1, 1984	219,700.00
Land Reclamation & Conservation	2,190.39	Self-Liquidating	2,197,000.00	Transfers From Taxes or Liens	
Other Recreational Services	43,297.93	Other	4,069,700.00	Sale for Cash (1984)	
EDUCATION (excluding schools)		Total	9,531,951.05	Cancelled, Abated or Adjusted (1984)	
Libraries	107,500.00	EQUALIZED VALUATION BASIS		Balance December 31, 1984	219,700.00
Other Educational Services		FOR NET DEBT COMPUTATION	362,815,359	CURRENT FINANCES DECEMBER 31, 1984	
STATUTORY EXPENDITURES		REAL PROPERTY VALUATIONS		ASSETS	
Pensions & F. I. C. A.	242,347.76	Code Class # of Parcels % VAL'N		Cash Dec. 31, 1984	1,257,585.42
Employee Fringe Benefits	148,200.00	1 Vacant Land 583 8.38	10,888,600.00	Taxes Receivable	275,735.38
Other Statutory Expenditures	10,000.00	2 Residential 3880 86.70	112,662,000.00	Tax Title Liens	74,490.91
CETA And Other Public Employment Programs		3 Farm 9 .13	159,800.00	Foreclosed Property	219,700.00
MUNICIPAL FUNCTIONS		4a Commercial 52 3.70	4,805,200.00	Emergencies & Other Deferred Charges	55,415.42
CAPITAL IMPROVEMENTS *MEMO*	23,500.00	4b Industrial 9 1.10	1,428,100.00	State and Federal Aid Receivable	
DEBT SERVICE		4c Apartments		Other Receivables	17,155.69
Principal Payments	200,000.00	Total 4533	129,943,700.00	Total	1,900,082.82
Interest Payments	313,033.46	Land Area 27.50 Sq. Miles		LIABILITIES, RESERVES, AND SURPLUS	
DEFERRED CHARGES		Net Valuation Taxable-Municipal	131,118,351	Cash Liabilities	877,050.07
SCHOOL, COUNTY, SPECIAL DISTRICT TAXES	8,140,520.62	Net Valuation Taxable-County	355,364,168	Reserves for Receivables	587,081.98
RESERVE FOR UNCOLLECTED TAXES	385,757.99	State Equalized Valuation	402,235,453	Surplus Dec. 31, 1984	435,950.77
EXPENDITURES TOTAL	13,238,505.99	State Equalization Ratio	32.40	Total	1,900,082.82

0252
Population 1980 11,111
Population 1984 10,842
S & P Rating
Moody Rating A1

General Tax Rate Per \$100. 3.63
State Equalized Tax Rate 2.28

RIVER EDGE BOROUGH – BERGEN COUNTY
Form of Government:
Borough Council
Number of Members on Governing Body – 6

PER CAPITA:
Gross Debt 422.51
Net Debt 311.43
Debt Service 54.23
Total Tax Levy 822.05
Municipal Expenditures 423.64

PER CENT:
Gross Debt 1.29
Net Debt .95
Tax Levy Collected 98.54
Tax Levy Cancelled, Abated or Adjusted .21

EXPENDITURES		REVENUES-REALIZED		1984 PROPERTY TAX	
GENERAL GOVERNMENT				STATE EQUALIZED TAX RATE → .56	
Governing Body & Public Boards		1984 Property Taxes Collected	8,778,316.70	Local District School Taxes	2,167,471.00
Municipal Clerk		1984 Payments in Lieu of Taxes		Regional & Consolidated School Tax	2,827,422.23
Financial Administration	75,155.00	Delinquent Tax & Lien Collections	83,426.06	School Taxes in Municipal Budget	
Assessment of Taxes	13,302.00	Business Personalty Replacement Taxes	82,811.48	County Taxes	1,348,470.33
Collection of Taxes	8,680.00	Taxes from Public Utilities	793,847.00	County Library Taxes	
Planning, Housing & Development	40,760.00	Other Miscellaneous Tax Revenues		Local Municipal Purpose Taxes	2,454,101.98
Human Resources		State Aid Revenues	101,812.45	Veteran & Senior Citizen Taxes	117,950.00
Elections		Federal Aid Revenues		Total Taxes for Rate Computation	8,915,415.54
General Administration (other)	401,345.24	State and Local Fiscal Assistance Act Utilized	94,701.96	Special District Taxes	
JUDICIARY		Sale of Acquired Property		Bank Corp. Taxes	8,134.90
Municipal Courts	30,691.00	Other Miscellaneous Revenues	747,784.76	Added and Omitted Taxes	107,104.30
PUBLIC SAFETY		Total	10,682,700.41	Total Taxes Levied - ABSTRACT	8,912,704.74
Fire Protection	113,125.00	Prior Years Surplus Appropriated	510,652.93	Total Taxes Billed	8,908,280.56
Police Protection	832,984.76	REVENUES TOTAL	11,193,353.34	1984 TAXES COLLECTED	8,778,316.70
Civil Defense & Disaster Control	2,843.00	Reserve For Uncollected Taxes	354,078.04	1984 Taxes Cancelled, Abated or Adjusted	18,878.10
Environmental Inspection & Control	44,148.14	CAPITAL OUTLAY TOTAL	611,931.39	Transfer to Tax Title Liens or Foreclosed	
Other Public Safety				Balance Outstanding Dec. 31, 1984	111,085.76
PUBLIC WORKS				PRIOR YEARS TAXES OUTSTANDING	
Streets and Drainage	459,113.76	Public Enterprises		Balance January 1, 1984	83,427.76
Sewers and Sewage Processing	282,988.00	Recreation—Culture	56,415.30	Collected in 1984	83,427.76
Garbage and Trash Disposal	643,500.00	Public Works	505,408.75	Cancelled, Abated or Adjusted 1984	
Public Buildings and Grounds	24,933.52	Buildings and Grounds	49,903.62	Transfers to Tax Title Liens or Foreclosed	
Other Public Works	35,975.00	Library and Education	203.72	Balance December 31, 1984	
HEALTH and WELFARE		Conservation		TAX TITLE LIENS OUTSTANDING	
Health Services Except Environmental	44,184.56	All Other		Balance January 1, 1984	
Welfare-Public Assistance	12,020.00	CAPITAL DEBT AUTHORIZED, DECEMBER 31, 1984		Transfer From Taxes	
Hospitals, Clinics, First Aid		ISSUED AND UNISSUED		Redeemed in 1984	
Animal, Insect, & Rodent Control	5.00	School	1,184,956	Cancelled, Abated or Adjusted (1984)	
Other Welfare Services	1,200.00	Self-Liquidating		Transfers to Foreclosed Property	
RECREATION and CONSERVATION		Other	3,395,912	Balance December 31, 1984	
Beaches and Boardwalks		Total	4,580,869	PROPERTY ACQUIRED BY DEED OR FORECLOSURE	
Parks, Playgrounds, Shade Trees	10,600.00	ISSUED AND OUTSTANDING		Balance January 1, 1984	
Land Reclamation & Conservation	300.00	School	1,184,956.84	Transfers From Taxes or Liens	
Other Recreational Services	59,101.00	Self-Liquidating		Sale for Cash (1984)	
EDUCATION (excluding schools)		Other	3,050,000.00	Cancelled, Abated or Adjusted (1984)	
Libraries	182,233.00	Total	4,234,956.84	Balance December 31, 1984	
Other Educational Services		EQUALIZED VALUATION BASIS FOR NET DEBT COMPUTATION	354,126,423	CURRENT FINANCES DECEMBER 31, 1984	
STATUTORY EXPENDITURES		REAL PROPERTY VALUATIONS		ASSETS	
Pensions & F. I. C. A.	232,354.86	Code Class # of Parcels % VAL'N		Cash Dec. 31, 1984	4,292,616.68
Employee Fringe Benefits	82,576.00	1 Vacant Land 116 .69	1,644,390.00	Taxes Receivable	111,085.76
Other Statutory Expenditures	5,000.00	2 Residential 3083 80.16	189,880,250.00	Tax Title Liens	
CETA And Other Public Employment Programs		3 Farm		Foreclosed Property	
MUNICIPAL FUNCTIONS TOTAL	3,639,118.84	4a Commercial 111 11.30	26,768,100.00	Emergencies & Other Deferred Charges	33,000.00
CAPITAL IMPROVEMENTS *MEMO*	85,000.00	4b Industrial 7 .65	1,540,500.00	State and Federal Aid Receivable	
DEBT SERVICE		4c Apartments 18 7.20	17,047,950.00	Other Receivables	
Principal Payments	455,727.48	Total 3335	236,881,190.00	Total	4,436,702.44
Interest Payments	132,253.04	Land Area 1.90 Sq. Miles		LIABILITIES, RESERVES, AND SURPLUS	
DEFERRED CHARGES	11,950.33	Net Valuation Taxable-Municipal	243,000,204	Cash Liabilities	330,743.00
SCHOOL, COUNTY, SPECIAL DISTRICT TAXES	6,343,363.56	Net Valuation Taxable-County	356,946,763	Reserves for Receivables	111,085.76
RESERVE FOR UNCOLLECTED TAXES	354,078.04	State Equalized Valuation	383,861,675	Surplus Dec. 31, 1984	3,994,873.68
EXPENDITURES TOTAL	10,936,491.29	State Equalization Ratio	62.71	Total	4,436,702.44

0253
Population 1980 9,489
Population 1984 9,802
S & P Rating
Moody Rating

General Tax Rate Per \$100.
5.64
State Equalized Tax Rate
2.58

RIVER VALE TOWNSHIP – BERGEN COUNTY
Form of Government:
Mayor–Council Plan E (OMCL 50)
Number of Members on Governing Body – 5

PER CAPITA:
Gross Debt 813.15
Net Debt 764.87
Debt Service 101.34
Total Tax Levy 1,028.21
Municipal Expenditures 391.34
PER CENT:
Gross Debt 2.19
Net Debt 2.06
Tax Levy Collected 97.72
Tax Levy Cancelled, Abated or Adjusted .05

EXPENDITURES		REVENUES-REALIZED		1984 PROPERTY TAX	
GENERAL GOVERNMENT				STATE EQUALIZED TAX RATE	
Governing Body & Public Boards	5,400.00	1984 Property Taxes Collected	9,854,324.92	Local District School Taxes 1.05	4,051,366.00
Municipal Clerk	26,300.00	1984 Payments in Lieu of Taxes		Regional & Consolidated School Tax .58	2,224,317.52
Financial Administration	152,343.00	Delinquent Tax & Lien Collections	311,001.66	School Taxes in Municipal Budget	
Assessment of Taxes	91,419.00	Business Personalty Replacement Taxes	62,066.88	County Taxes .36	1,402,238.73
Collection of Taxes		Taxes from Public Utilities	615,157.00	County Library Taxes	
Planning, Housing & Development	4,813.96	Other Miscellaneous Tax Revenues		Local Municipal Purpose Taxes .59	2,273,547.00
Human Resources	500.00	State Aid Revenues	84,237.74	Veteran & Senior Citizen Taxes	69,350.00
Elections	3,325.00	Federal Aid Revenues		Total Taxes for Rate Computation 2.58	10,020,819.25
General Administration (other)	183,800.00	State and Local Fiscal Assistance Act Utilized	65,444.00	Special District Taxes	
JUDICIARY		Sale of Acquired Property		Bank Corp. Taxes	12,311.01
Municipal Courts	15,788.00	Other Miscellaneous Revenues	321,631.10	Added and Omitted Taxes	114,734.28
PUBLIC SAFETY		Total	11,313,863.30	Total Taxes Levied - ABSTRACT	10,078,514.54
Fire Protection	135,525.00	Prior Years Surplus Appropriated	320,000.00	Total Taxes Billed	10,083,852.15
Police Protection	833,811.00	REVENUES TOTAL	11,633,863.30	1984 TAXES COLLECTED	9,854,324.92
Civil Defense & Disaster Control	100.00	Reserve For Uncollected Taxes	272,864.10	1984 Taxes Cancelled, Abated or Adjusted	5,244.53
Environmental Inspection & Control	30,388.00	CAPITAL OUTLAY TOTAL	13,809.77	Transfer to Tax Title Liens or Foreclosed	2,921.52
Other Public Safety				Balance Outstanding Dec. 31, 1984	221,361.18
PUBLIC WORKS				PRIOR YEARS TAXES OUTSTANDING	
Streets and Drainage	46,700.00	Public Enterprises		Balance January 1, 1984	307,080.80
Sewers and Sewage Processing	197,000.00	Recreation—Culture	6.00	Collected in 1984	306,979.35
Garbage and Trash Disposal	30,000.00	Public Works	9,591.49	Cancelled, Abated or Adjusted 1984	85.37
Public Buildings and Grounds	70,295.00	Buildings and Grounds	65.42	Transfers to Tax Title Liens or Foreclosed	
Other Public Works	304,403.00	Library and Education	4,146.86	Balance December 31, 1984	16.08
HEALTH and WELFARE		Conservation		TAX TITLE LIENS OUTSTANDING	
Health Services Except Environmental	30,718.00	All Other		Balance January 1, 1984	11,875.25
Welfare-Public Assistance	1,100.00	CAPITAL DEBT AUTHORIZED, DECEMBER 31, 1984		Transfer From Taxes	2,921.52
Hospitals, Clinics, First Aid		ISSUED AND UNISSUED		Redeemed in 1984	4,022.31
Animal, Insect, & Rodent Control	1,000.00	School	473,217	Cancelled, Abated or Adjusted (1984)	
Other Welfare Services		Self-liquidating	7,497,230	Transfers to Foreclosed Property	
RECREATION and CONSERVATION		Other	7,497,230	Balance December 31, 1984	10,774.46
Beaches and Boardwalks		Total	7,970,447	PROPERTY ACQUIRED BY DEED OR FORECLOSURE	
Parks, Playgrounds, Shade Trees		ISSUED AND OUTSTANDING		Balance January 1, 1984	325,000.00
Land Reclamation & Conservation		School	473,217.58	Transfers From Taxes or Liens	
Other Recreational Services	38,960.00	Self-Liquidating		Sale for Cash (1984)	
EDUCATION (excluding schools)		Other	6,674,150.00	Cancelled, Abated or Adjusted (1984)	
Libraries	130,000.00	Total	7,147,367.58	Balance December 31, 1984	325,000.00
Other Educational Services		EQUALIZED VALUATION BASIS		CURRENT FINANCES DECEMBER 31, 1984	
STATUTORY EXPENDITURES		FOR NET DEBT COMPUTATION	363,857,733	ASSETS	
Pensions & F. I. C. A.	221,094.04	REAL PROPERTY VALUATIONS		Cash Dec. 31, 1984	881,103.74
Employee Fringe Benefits		Code Class # of Parcels % VAL'N		Taxes Receivable	221,377.26
Other Statutory Expenditures	1,500.00	1 Vacant Land 154 1.13	2,000,200.00	Tax Title Liens	10,774.46
CETA And Other Public Employment Programs		2 Residential 2906 89.30	157,392,600.00	Foreclosed Property	325,000.00
MUNICIPAL FUNCTIONS TOTAL	2,556,283.00	3 Farm 2 .07	135,100.00	Emergencies & Other Deferred Charges	84,858.31
CAPITAL IMPROVEMENTS *MEMO*	100.00	4a Commercial 47 7.94	14,001,800.00	State and Federal Aid Receivable	5,351.07
DEBT SERVICE		4b Industrial 1 .19	335,000.00	Other Receivables	1,108.19
Principal Payments	620,065.00	4c Apartments 4 1.36	2,390,800.00	Total	1,529,573.03
Interest Payments	373,235.90	Total 3114	176,255,500.00	LIABILITIES, RESERVES, AND SURPLUS	
DEFERRED CHARGES	13,428.60	Land Area 4.20 Sq. Miles		Cash Liabilities	485,924.08
SCHOOL, COUNTY, SPECIAL DISTRICT TAXES	7,677,922.25	Net Valuation Taxable-Municipal	176,757,409	Reserves for Receivables	558,259.91
RESERVE FOR UNCOLLECTED TAXES	272,864.10	Net Valuation Taxable-County	371,216,476	Surplus Dec. 31, 1984	485,389.04
EXPENDITURES TOTAL	11,513,798.85	State Equalized Valuation	385,675,642	Total	1,529,573.03
		State Equalization Ratio	45.76		

1433
 Population 1980 2,530
 Population 1984 2,496
 S & P Rating
 Moody Rating A
 General Tax Rate Per \$100. 3.96
 State Equalized Tax Rate 2.38

RIVERDALE BOROUGH – MORRIS COUNTY
Form of Government:
Borough Council
Number of Members on Governing Body – 6

PER CAPITA:
 Gross Debt 502.40
 Net Debt 440.30
 Debt Service 101.62
 Total Tax Levy 1,009.22
 Municipal Expenditures 588.16
 PER CENT:
 Gross Debt 1.41
 Net Debt 1.24
 Tax Levy Collected 97.56
 Tax Levy Cancelled, Abated or Adjusted .04

EXPENDITURES		REVENUES-REALIZED		1984 PROPERTY TAX	
GENERAL GOVERNMENT				STATE EQUALIZED TAX RATE → 1.35	
Governing Body & Public Boards		1984 Property Taxes Collected	2,459,551.17	Local District School Taxes	1,429,485.46
Municipal Clerk		1984 Payments in Lieu of Taxes		Regional & Consolidated School Tax	
Financial Administration	19,186.12	Delinquent Tax & Lien Collections	137,879.49	School Taxes in Municipal Budget	
Assessment of Taxes	3,650.00	Business Personalty Replacement Taxes	78,424.96	County Taxes	372,697.42
Collection of Taxes	13,984.00	Taxes from Public Utilities	256,331.00	County Library Taxes	14,262.81
Planning, Housing & Development	27,797.00	Other Miscellaneous Tax Revenues		Local Municipal Purpose Taxes	691,646.53
Human Resources		State Aid Revenues	26,047.64	Veteran & Senior Citizen Taxes	25,900.00
Elections		Federal Aid Revenues		Total Taxes for Rate Computation	2,533,992.22
General Administration (other)	141,052.75	State and Local Fiscal Assistance Act Utilized	26,792.00	Special District Taxes	
JUDICIARY		Sale of Acquired Property	23,400.00	Bank Corp. Taxes	
Municipal Courts	30,027.00	Other Miscellaneous Revenues	194,090.25	Added and Omitted Taxes	10,922.35
PUBLIC SAFETY		Total	3,202,516.51	Total Taxes Levied - ABSTRACT	2,519,014.57
Fire Protection	21,150.00	Prior Years Surplus Appropriated	196,000.00	Total Taxes Billed	2,520,972.51
Police Protection	385,992.00	REVENUES TOTAL	3,398,516.51	1984 TAXES COLLECTED	2,459,551.17
Civil Defense & Disaster Control	700.00	Reserve For Uncollected Taxes	150,548.79	1984 Taxes Cancelled, Abated or Adjusted	894.16
Environmental Inspection & Control	6,302.00	CAPITAL OUTLAY TOTAL	82,691.11	Transfer to Tax Title Liens or Foreclosed	8,017.92
Other Public Safety				Balance Outstanding Dec. 31, 1984	52,509.26
PUBLIC WORKS				PRIOR YEARS TAXES OUTSTANDING	
Streets and Drainage	92,681.04	Public Enterprises	302.45	Balance January 1, 1984	66,647.35
Sewers and Sewage Processing		Recreation—Culture		Collected in 1984	66,223.78
Garbage and Trash Disposal	84,600.00	Public Works	3,074.75	Cancelled, Abated or Adjusted 1984	
Public Buildings and Grounds	18,000.00	Buildings and Grounds	79,313.91	Transfers to Tax Title Liens or Foreclosed	325.89
Other Public Works	13,265.42	Library and Education		Balance December 31, 1984	97.68
HEALTH and WELFARE		Conservation		TAX TITLE LIENS OUTSTANDING	
Health Services Except Environmental	40,334.83	All Other		Balance January 1, 1984	90,195.85
Welfare-Public Assistance	6,440.00	CAPITAL DEBT AUTHORIZED, DECEMBER 31, 1984		Transfer From Taxes	8,407.29
Hospitals, Clinics, First Aid	350.00	ISSUED AND UNISSUED		Redeemed in 1984	71,655.71
Animal, Insect, & Rodent Control		School		Cancelled, Abated or Adjusted (1984)	
Other Welfare Services		Self-liquidating	155,000	Transfers to Foreclosed Property	
RECREATION and CONSERVATION		Other	1,099,000	Balance December 31, 1984	26,947.43
Beaches and Boardwalks		Total	1,254,000	PROPERTY ACQUIRED BY DEED OR	
Parks, Playgrounds, Shade Trees	10,946.00			FORECLOSURE	
Land Reclamation & Conservation		ISSUED AND OUTSTANDING		Balance January 1, 1984	43,700.00
Other Recreational Services	235.00	School		Transfers From Taxes or Liens	
EDUCATION (excluding schools)		Self-Liquidating	98,500.00	Sale for Cash (1984)	23,400.00
Libraries	5,870.00	Other	1,007,500.00	Cancelled, Abated or Adjusted (1984)	20,300.00
Other Educational Services		Total	1,106,000.00	Balance December 31, 1984	
STATUTORY EXPENDITURES		EQUALIZED VALUATION BASIS		CURRENT FINANCES DECEMBER 31, 1984	
Pensions & F. I. C. A.	66,489.48	FOR NET DEBT COMPUTATION	88,883,536	ASSETS	
Employee Fringe Benefits	25,000.00	REAL PROPERTY VALUATIONS		Cash Dec. 31, 1984	575,048.02
Other Statutory Expenditures	40,000.00	Code Class # of Parcels % VAL'N	ASSESSED VALUATION	Taxes Receivable	52,606.94
CETA And Other Public Employment Programs		1 Vacant Land 187 6.52	3,779,600.00	Tax Title Liens	26,947.43
MUNICIPAL FUNCTIONS		2 Residential 756 59.55	34,498,200.00	Foreclosed Property	
CAPITAL IMPROVEMENTS *MEMO*	5,000.00	3 Farm 1 .15	86,700.00	Emergencies & Other Deferred Charges	136,867.29
DEBT SERVICE		4a Commercial 79 23.25	13,466,100.00	State and Federal Aid Receivable	
Principal Payments	187,938.65	4b Industrial 19 10.44	6,044,900.00	Other Receivables	412.06
Interest Payments	65,702.91	4c Apartments 1 .09	53,500.00	Total	791,881.74
		Total 1043	57,929,000.00	LIABILITIES, RESERVES, AND SURPLUS	
DEFERRED CHARGES		Land Area 1.87 Sq. Miles		Cash Liabilities	252,692.00
SCHOOL, COUNTY, SPECIAL DISTRICT TAXES	1,816,445.69	Net Valuation Taxable-Municipal	63,385,105	Reserves for Receivables	79,966.43
RESERVE FOR UNCOLLECTED TAXES	150,548.79	Net Valuation Taxable-County	101,747,882	Surplus Dec. 31, 1984	459,223.31
EXPENDITURES		State Equalized Valuation	101,895,190	Total	791,881.74
TOTAL	3,284,504.85	State Equalization Ratio	60.07		

0330
Population 1980 7,941
Population 1984 8,072
S & P Rating
Moody Rating

General Tax Rate Per \$100. 2.68
State Equalized Tax Rate 2.21

RIVERSIDE TOWNSHIP – BURLINGTON CO.
Form of Government:
Township Committee
Number of Members on Governing Body – 5

PER CAPITA:
Gross Debt 104.90
Net Debt 42.96
Debt Service 5.95
Total Tax Levy 375.07
Municipal Expenditures 234.39
PER CENT:
Gross Debt .67
Net Debt .28
Tax Levy Collected 93.47
Tax Levy Cancelled, Abated or Adjusted .02

EXPENDITURES		REVENUES-REALIZED		1984 PROPERTY TAX	
GENERAL GOVERNMENT				STATE EQUALIZED TAX RATE	
Governing Body & Public Boards		1984 Property Taxes Collected	2,830,665.82	Local District School Taxes 1.38	1,883,128.00
Municipal Clerk		1984 Payments in Lieu of Taxes		Regional & Consolidated School Tax	
Financial Administration	46,795.00	Delinquent Tax & Lien Collections	196,088.94	School Taxes in Municipal Budget	
Assessment of Taxes	11,006.00	Business Personalty Replacement Taxes	177,822.96	County Taxes .59	801,823.61
Collection of Taxes	20,816.00	Taxes from Public Utilities	515,875.00	County Library Taxes .03	45,044.67
Planning, Housing & Development	12,280.00	Other Miscellaneous Tax Revenues		Local Municipal Purpose Taxes .21	286,400.00
Human Resources		State Aid Revenues	58,751.44	Veteran & Senior Citizen Taxes	150,300.00
Elections		Federal Aid Revenues		Total Taxes for Rate Computation 2.21	3,166,696.28
General Administration (other)	175,404.00	State and Local Fiscal Assistance Act Utilized	31,160.00	Special District Taxes	
JUDICIARY		Sale of Acquired Property		Bank Corp. Taxes	
Municipal Courts	22,505.00	Other Miscellaneous Revenues	307,451.81	Added and Omitted Taxes	11,196.14
PUBLIC SAFETY		Total	4,117,815.97	Total Taxes Levied - ABSTRACT	3,027,592.42
Fire Protection	59,180.00	Prior Years Surplus Appropriated	770,600.00	Total Taxes Billed	3,028,310.60
Police Protection	370,220.00	REVENUES TOTAL	4,888,415.97	1984 TAXES COLLECTED	2,830,665.82
Civil Defense & Disaster Control	700.00	Reserve For Uncollected Taxes	301,100.00	1984 Taxes Cancelled, Abated or Adjusted	454.85
Environmental Inspection & Control	10,540.00	CAPITAL OUTLAY TOTAL	193,900.44	Transfer to Tax Title Liens or Foreclosed	2,211.51
Other Public Safety				Balance Outstanding Dec. 31, 1984	194,978.42
PUBLIC WORKS				PRIOR YEARS TAXES OUTSTANDING	
Streets and Drainage	223,177.00	Public Enterprises		Balance January 1, 1984	185,548.09
Sewers and Sewage Processing		Recreation—Culture	99,493.74	Collected in 1984	174,556.75
Garbage and Trash Disposal	177,340.00	Public Works	93,086.25	Cancelled, Abated or Adjusted 1984	2,993.02
Public Buildings and Grounds	34,860.00	Buildings and Grounds	1,320.45	Transfers to Tax Title Liens or Foreclosed	7,998.32
Other Public Works		Library and Education		Balance December 31, 1984	
HEALTH and WELFARE		Conservation		TAX TITLE LIENS OUTSTANDING	
Health Services Except Environmental	10,759.00	All Other		Balance January 1, 1984	32,764.73
Welfare-Public Assistance	14,417.00			Transfer From Taxes	10,209.83
Hospitals, Clinics, First Aid		CAPITAL DEBT AUTHORIZED, DECEMBER 31, 1984		Redeemed in 1984	20,750.68
Animal, Insect, & Rodent Control		ISSUED AND UNISSUED		Cancelled, Abated or Adjusted (1984)	
Other Welfare Services		School 500,000		Transfers to Foreclosed Property	
RECREATION and CONSERVATION		Self-liquidating		Balance December 31, 1984	22,223.88
Beaches and Boardwalks		Other 346,789	346,789	PROPERTY ACQUIRED BY DEED OR	
Parks, Playgrounds, Shade Trees		Total 846,789	346,789	FORECLOSURE	
Land Reclamation & Conservation	16,410.00			Balance January 1, 1984	13,280.00
Other Recreational Services	4,100.00	ISSUED AND OUTSTANDING		Transfers From Taxes or Liens	
EDUCATION (excluding schools)		School 500,000.00		Sale for Cash (1984)	
Libraries	20,000.00	Self-Liquidating		Cancelled, Abated or Adjusted (1984)	
Other Educational Services		Other 120,000.00		Balance December 31, 1984	13,280.00
STATUTORY EXPENDITURES		Total 620,000.00		CURRENT FINANCES DECEMBER 31, 1984	
Pensions & F. I. C. A.	104,863.00	EQUALIZED VALUATION BASIS		ASSETS	
Employee Fringe Benefits	35,900.00	FOR NET DEBT COMPUTATION	125,632,459	Cash Dec. 31, 1984	2,123,407.49
Other Statutory Expenditures	4,600.00	REAL PROPERTY VALUATIONS		Taxes Receivable	194,978.42
CETA And Other Public Employment Programs		Code Class # of Parcels % VAL'N	ASSESSED VALUATION	Tax Title Liens	22,223.88
MUNICIPAL FUNCTIONS TOTAL	1,375,872.00	1 Vacant Land 137 1.24	1,352,800.00	Foreclosed Property	13,280.00
CAPITAL IMPROVEMENTS *MEMO*	20,000.00	2 Residential 2334 80.26	87,780,800.00	Emergencies & Other Deferred Charges	10,000.00
DEBT SERVICE		3 Farm		State and Federal Aid Receivable	1,405.57
Principal Payments	40,000.00	4a Commercial 156 9.55	10,442,400.00	Other Receivables	31,424.56
Interest Payments	8,000.00	4b Industrial 24 5.87	6,423,700.00	Total	2,396,719.92
DEFERRED CHARGES	167,000.00	4c Apartments 16 3.08	3,373,200.00	LIABILITIES, RESERVES, AND SURPLUS	
SCHOOL, COUNTY, SPECIAL DISTRICT TAXES	2,729,996.28	Total 2667	109,372,900.00	Cash Liabilities	1,123,808.01
RESERVE FOR UNCOLLECTED TAXES	301,100.00	Land Area 1.54 Sq. Miles		Reserves for Receivables	261,908.86
EXPENDITURES TOTAL	4,621,968.28	Net Valuation Taxable-Municipal	112,705,009	Surplus Dec. 31, 1984	1,011,003.05
		Net Valuation Taxable-County	134,779,431	Total	2,396,719.92
		State Equalized Valuation	136,235,867		
		State Equalization Ratio	82.30		

0331
Population 1980 3,068
Population 1984 3,002
S & P Rating
Moody Rating BAA1

General Tax Rate Per \$100. 3.78
State Equalized Tax Rate 2.52

RIVERTON BOROUGH - BURLINGTON CO.
Form of Government:
Borough Council
Number of Members on Governing Body - 6

PER CAPITA:
Gross Debt 271.02
Net Debt 252.00
Debt Service 36.75
Total Tax Levy 572.47
Municipal Expenditures 295.07
PER CENT:
Gross Debt 1.28
Net Debt 1.19
Tax Levy Collected 98.01
Tax Levy Cancelled, Abated or Adjusted

EXPENDITURES		REVENUES-REALIZED		1984 PROPERTY TAX	
GENERAL GOVERNMENT				STATE EQUALIZED TAX RATE	
Governing Body & Public Boards		1984 Property Taxes Collected	1,680,011.01	Local District School Taxes	1.42 965,985.00
Municipal Clerk		1984 Payments in Lieu of Taxes		Regional & Consolidated School Tax	
Financial Administration	22,325.53	Delinquent Tax & Lien Collections	29,702.81	School Taxes in Municipal Budget	
Assessment of Taxes	3,163.44	Business Personalty Replacement Taxes	15,291.92	County Taxes	.57 389,619.95
Collection of Taxes	7,045.00	Taxes from Public Utilities	162,098.00	County Library Taxes	.03 21,720.67
Planning, Housing & Development	4,709.28	Other Miscellaneous Tax Revenues		Local Municipal Purpose Taxes	.49 336,722.75
Human Resources		State Aid Revenues	35,991.17	Veteran & Senior Citizen Taxes	29,675.00
Elections		Federal Aid Revenues		Total Taxes for Rate Computation	2.51 1,743,723.37
General Administration (other)	79,269.31	State and Local Fiscal Assistance Act Utilized	12,615.07	Special District Taxes	
JUDICIARY		Sale of Acquired Property		Bank Corp. Taxes	4,507.43
Municipal Courts	5,298.96	Other Miscellaneous Revenues	312,660.92	Added and Omitted Taxes	
PUBLIC SAFETY		Total	2,248,370.90	Total Taxes Levied - ABSTRACT	1,718,555.80
Fire Protection	40,656.32	Prior Years Surplus Appropriated	74,425.02	Total Taxes Billed	1,714,120.36
Police Protection	164,812.51	REVENUES TOTAL	2,322,795.92	1984 TAXES COLLECTED	1,680,011.01
Civil Defense & Disaster Control	10.00	Reserve For Uncollected Taxes	38,311.26	1984 Taxes Cancelled, Abated or Adjusted	
Environmental Inspection & Control	3,149.94	CAPITAL OUTLAY TOTAL	105,626.84	Transfer to Tax Title Liens or Foreclosed	
Other Public Safety				Balance Outstanding Dec. 31, 1984	34,109.35
PUBLIC WORKS		Public Enterprises		PRIOR YEARS TAXES OUTSTANDING	
Streets and Drainage	75,332.84	Recreation—Culture	79,304.38	Balance January 1, 1984	25,827.00
Sewers and Sewage Processing	80,639.31	Public Works	10,263.94	Collected in 1984	25,827.00
Garbage and Trash Disposal	133,807.62	Buildings and Grounds	16,058.52	Cancelled, Abated or Adjusted 1984	
Public Buildings and Grounds	50.00	Library and Education		Transfers to Tax Title Liens or Foreclosed	
Other Public Works	12,973.76	Conservation		Balance December 31, 1984	
HEALTH and WELFARE		All Other		TAX TITLE LIENS OUTSTANDING	
Health Services Except Environmental	2,577.75	CAPITAL DEBT AUTHORIZED, DECEMBER 31, 1984		Balance January 1, 1984	3,875.81
Welfare-Public Assistance	945.00	ISSUED AND UNISSUED GROSS DEBT NET DEBT		Transfer From Taxes	
Hospitals, Clinics, First Aid		School 57,000		Redeemed in 1984	3,875.81
Animal, Insect, & Rodent Control		Self-liquidating		Cancelled, Abated or Adjusted (1984)	
Other Welfare Services		Other 756,595	756,511	Transfers to Foreclosed Property	
RECREATION and CONSERVATION		Total 813,595	756,511	Balance December 31, 1984	
Beaches and Boardwalks		ISSUED AND OUTSTANDING		PROPERTY ACQUIRED BY DEED OR FORECLOSURE	
Parks, Playgrounds, Shade Trees	14,081.22	School 57,000.00		Balance January 1, 1984	2,300.00
Land Reclamation & Conservation		Self-Liquidating		Transfers From Taxes or Liens	
Other Recreational Services	6,904.00	Other 756,595.26		Sale for Cash (1984)	
EDUCATION (excluding schools)		Total 813,595.26		Cancelled, Abated or Adjusted (1984)	
Libraries	4,800.00	EQUALIZED VALUATION BASIS		Balance December 31, 1984	2,300.00
Other Educational Services		FOR NET DEBT COMPUTATION	63,774,714	CURRENT FINANCES DECEMBER 31, 1984	
STATUTORY EXPENDITURES		REAL PROPERTY VALUATIONS		ASSETS	
Pensions & F. I. C. A.	43,118.00	Code Class # of Parcels % VAL'N		Cash Dec. 31, 1984	790,586.49
Employee Fringe Benefits	14,818.57	1 Vacant Land 38 .79	353,550.00	Taxes Receivable	34,109.35
Other Statutory Expenditures	625.00	2 Residential 860 90.19	40,579,400.00	Tax Title Liens	
CETA And Other Public Employment Programs		3 Farm		Foreclosed Property	2,300.00
MUNICIPAL FUNCTIONS TOTAL	721,113.36	4a Commercial 42 5.57	2,507,750.00	Emergencies & Other Deferred Charges	6,439.17
CAPITAL IMPROVEMENTS *MEMO*	6,600.00	4b Industrial 1 .62	277,700.00	State and Federal Aid Receivable	
DEBT SERVICE		4c Apartments 10 2.83	1,274,000.00	Other Receivables	12,968.37
Principal Payments	50,000.00	Total 951	44,992,400.00	Total	846,403.38
Interest Payments	60,310.20	Land Area .70 Sq. Miles		LIABILITIES, RESERVES, AND SURPLUS	
DEFERRED CHARGES	16,080.19	Net Valuation Taxable-Municipal	45,395,136	Cash Liabilities	537,532.40
SCHOOL, COUNTY, SPECIAL DISTRICT TAXES	1,377,325.62	Net Valuation Taxable-County	64,991,020	Reserves for Receivables	49,377.72
RESERVE FOR UNCOLLECTED TAXES	38,311.26	State Equalized Valuation	67,877,841	Surplus Dec. 31, 1984	259,493.26
EXPENDITURES TOTAL	2,263,140.63	State Equalization Ratio	66.68	Total	846,403.38

0254
Population 1980 5,603
Population 1984 5,490
S & P Rating
Moody Rating

General Tax Rate Per \$100. 2.28
State Equalized Tax Rate 1.49

ROCHELLE PARK TOWNSHIP – BERGEN CO.
Form of Government:
Township Committee
Number of Members on Governing Body – 5

PER CAPITA:
Gross Debt 105.52
Net Debt 97.33
Debt Service 47.82
Total Tax Levy 815.23
Municipal Expenditures 428.65
PER CENT:
Gross Debt .25
Net Debt .23
Tax Levy Collected 99.72
Tax Levy Cancelled, Abated or Adjusted

EXPENDITURES		REVENUES-REALIZED		1984 PROPERTY TAX	
GENERAL GOVERNMENT				STATE EQUALIZED TAX RATE	
Governing Body & Public Boards		1984 Property Taxes Collected	4,462,829.53	Local District School Taxes	.69 2,056,295.00
Municipal Clerk		1984 Payments in Lieu of Taxes	22,244.22	Regional & Consolidated School Tax	
Financial Administration		Delinquent Tax & Lien Collections	94,641.56	School Taxes in Municipal Budget	
Assessment of Taxes	6,000.00	Business Personalty Replacement Taxes	380,852.00	County Taxes	.34 1,019,791.50
Collection of Taxes	27,697.00	Taxes from Public Utilities	52,692.07	County Library Taxes	
Planning, Housing & Development	5,628.82	Other Miscellaneous Tax Revenues	69,129.02	Local Municipal Purpose Taxes	.46 1,377,345.14
Human Resources		State Aid Revenues	229,606.18	Veteran & Senior Citizen Taxes	97,350.00
Elections		Federal Aid Revenues	315,000.00	Total Taxes for Rate Computation	1.49 4,550,781.64
General Administration (other)	234,204.00	State and Local Fiscal Assistance Act Utilized	5,311,994.58	Special District Taxes	
JUDICIARY		Sale of Acquired Property	5,626,994.58	Bank Corp. Taxes	17,877.40
Municipal Courts	27,590.00	Other Miscellaneous Revenues	93,010.80	Added and Omitted Taxes	4,309.59
PUBLIC SAFETY		Total	95,236.18	Total Taxes Levied - ABSTRACT	4,475,618.63
Fire Protection	59,710.00	Prior Years Surplus Appropriated		Total Taxes Billed	4,475,489.61
Police Protection	726,989.08	REVENUES TOTAL	5,626,994.58	1984 TAXES COLLECTED	4,462,829.53
Civil Defense & Disaster Control	150.00	Reserve For Uncollected Taxes		1984 Taxes Cancelled, Abated or Adjusted	
Environmental Inspection & Control	30,425.00	CAPITAL OUTLAY TOTAL		Transfer to Tax Title Liens or Foreclosed	
Other Public Safety				Balance Outstanding Dec. 31, 1984	12,660.08
PUBLIC WORKS				PRIOR YEARS TAXES OUTSTANDING	
Streets and Drainage	192,070.00	Public Enterprises		Balance January 1, 1984	22,244.22
Sewers and Sewage Processing	246,374.50	Recreation—Culture		Collected in 1984	22,244.22
Garbage and Trash Disposal	163,600.00	Public Works	68,258.60	Cancelled, Abated or Adjusted 1984	
Public Buildings and Grounds	64,000.00	Buildings and Grounds	26,977.58	Transfers to Tax Title Liens or Foreclosed	
Other Public Works		Library and Education		Balance December 31, 1984	
HEALTH and WELFARE		Conservation		TAX TITLE LIENS OUTSTANDING	
Health Services Except Environmental	30,122.00	All Other		Balance January 1, 1984	
Welfare-Public Assistance	3,800.00	CAPITAL DEBT AUTHORIZED, DECEMBER 31, 1984		Transfer From Taxes	
Hospitals, Clinics, First Aid		ISSUED AND UNISSUED GROSS DEBT NET DEBT		Redeemed in 1984	
Animal, Insect, & Rodent Control	3,597.00	School 45,000		Cancelled, Abated or Adjusted (1984)	
Other Welfare Services		Self-liquidating 534,329	534,329	Transfers to Foreclosed Property	
RECREATION and CONSERVATION		Other 579,329	534,329	Balance December 31, 1984	
Beaches and Boardwalks	4,105.00	Total		PROPERTY ACQUIRED BY DEED OR FORECLOSURE	
Parks, Playgrounds, Shade Trees				Balance January 1, 1984	5,850.00
Land Reclamation & Conservation				Transfers From Taxes or Liens	
Other Recreational Services	16,711.59			Sale for Cash (1984)	
EDUCATION (excluding schools)				Cancelled, Abated or Adjusted (1984)	
Libraries	2,500.00			Balance December 31, 1984	5,850.00
Other Educational Services				CURRENT FINANCES DECEMBER 31, 1984	
STATUTORY EXPENDITURES				ASSETS	
Pensions & F. I. C. A.	137,487.99			Cash Dec. 31, 1984	952,759.21
Employee Fringe Benefits				Taxes Receivable	12,660.08
Other Statutory Expenditures	5,000.00			Tax Title Liens	
CETA And Other Public Employment Programs				Foreclosed Property	5,850.00
MUNICIPAL FUNCTIONS TOTAL	1,987,761.98			Emergencies & Other Deferred Charges	40,400.00
CAPITAL IMPROVEMENTS *MEMO*	20,000.00			State and Federal Aid Receivable	281.36
DEBT SERVICE				Other Receivables	7,815.30
Principal Payments	240,714.00			Total	1,019,765.95
Interest Payments	21,793.33			LIABILITIES, RESERVES, AND SURPLUS	
DEFERRED CHARGES	10,000.00			Cash Liabilities	385,334.55
SCHOOL, COUNTY, SPECIAL DISTRICT TAXES	3,076,086.50			Reserves for Receivables	26,325.38
RESERVE FOR UNCOLLECTED TAXES	93,010.80			Surplus Dec. 31, 1984	608,106.02
EXPENDITURES TOTAL	5,429,366.61			Total	1,019,765.95

1434
 Population 1980 6,852
 Population 1984 6,748
 S & P Rating A
 Moody Rating A

General Tax Rate Per \$100. 4.89
 State Equalized Tax Rate 2.36

ROCKAWAY BOROUGH - MORRIS COUNTY
Form of Government:
Borough Council
Number of Members on Governing Body - 6

PER CAPITA:
 Gross Debt 228.26
 Net Debt 57.42
 Debt Service 19.37
 Total Tax Levy 722.84
 Municipal Expenditures 311.71

PER CENT:
 Gross Debt .82
 Net Debt .21
 Tax Levy Collected 96.75
 Tax Levy Cancelled, Abated or Adjusted .46

EXPENDITURES		REVENUES-REALIZED		1984 PROPERTY TAX	
GENERAL GOVERNMENT				STATE EQUALIZED TAX RATE	
Governing Body & Public Boards		1984 Property Taxes Collected	4,712,255.92	Local District School Taxes .92	1,891,334.33
Municipal Clerk		1984 Payments in Lieu of Taxes		Regional & Consolidated School Tax .57	1,168,219.94
Financial Administration	37,350.00	Delinquent Tax & Lien Collections	117,762.13	School Taxes in Municipal Budget	
Assessment of Taxes	10,810.00	Business Personalty Replacement Taxes	182,949.40	County Taxes .38	783,191.64
Collection of Taxes	17,530.00	Taxes from Public Utilities	283,402.00	County Library Taxes	
Planning, Housing & Development	15,300.00	Other Miscellaneous Tax Revenues		Local Municipal Purpose Taxes .49	1,000,590.29
Human Resources	6,616.63	State Aid Revenues	63,772.53	Veteran & Senior Citizen Taxes	60,750.00
Elections		Federal Aid Revenues		Total Taxes for Rate Computation 2.36	4,904,086.20
General Administration (other)	249,821.38	State and Local Fiscal Assistance Act Utilized	30,229.03	Special District Taxes	
JUDICIARY		Sale of Acquired Property	3,550.00	Bank Corp. Taxes	9,461.43
Municipal Courts	27,135.00	Other Miscellaneous Revenues	222,431.49	Added and Omitted Taxes	24,929.48
PUBLIC SAFETY		Total	5,616,352.50	Total Taxes Levied - ABSTRACT	4,877,727.11
Fire Protection	36,295.00	Prior Years Surplus Appropriated	360,000.00	Total Taxes Billed	4,870,683.68
Police Protection	383,944.00	REVENUES TOTAL	5,976,352.50	1984 TAXES COLLECTED	4,712,255.92
Civil Defense & Disaster Control		Reserve For Uncollected Taxes	285,259.46	1984 Taxes Cancelled, Abated or Adjusted	22,298.40
Environmental Inspection & Control	27,413.00	CAPITAL OUTLAY	TOTAL	Transfer to Tax Title Liens or Foreclosed	18,411.25
Other Public Safety			46,945.30	Balance Outstanding Dec. 31, 1984	117,718.11
PUBLIC WORKS		Public Enterprises	16,891.27	PRIOR YEARS TAXES OUTSTANDING	
Streets and Drainage	202,375.00	Recreation—Culture	7,912.02	Balance January 1, 1984	153,595.84
Sewers and Sewage Processing	111,524.00	Public Works	18,656.89	Collected in 1984	102,211.38
Garbage and Trash Disposal	195,918.00	Buildings and Grounds	3,485.12	Cancelled, Abated or Adjusted 1984	93.87
Public Buildings and Grounds	11,100.00	Library and Education		Transfers to Tax Title Liens or Foreclosed	4,520.03
Other Public Works	27,000.00	Conservation		Balance December 31, 1984	46,770.56
HEALTH and WELFARE		All Other		TAX TITLE LIENS OUTSTANDING	
Health Services Except Environmental	43,262.00	CAPITAL DEBT AUTHORIZED, DECEMBER 31, 1984		Balance January 1, 1984	63,791.03
Welfare-Public Assistance	6,710.00	ISSUED AND UNISSUED	GROSS DEBT	Transfer From Taxes	24,139.16
Hospitals, Clinics, First Aid		School	237,247	Redeemed in 1984	15,550.75
Animal, Insect, & Rodent Control		Self-liquidating	915,546	Cancelled, Abated or Adjusted (1984)	821.40
Other Welfare Services		Other	387,479	Transfers to Foreclosed Property	36,289.95
RECREATION and CONSERVATION		Total	1,540,273	Balance December 31, 1984	35,268.09
Beaches and Boardwalks		ISSUED AND OUTSTANDING		PROPERTY ACQUIRED BY DEED OR FORECLOSURE	
Parks, Playgrounds, Shade Trees	500.00	School	237,247.65	Balance January 1, 1984	45,110.05
Land Reclamation & Conservation		Self-Liquidating	840,121.98	Transfers From Taxes or Liens	36,289.95
Other Recreational Services	42,050.00	Other	305,500.00	Sale for Cash (1984)	3,550.00
EDUCATION (excluding schools)		Total	1,382,869.63	Cancelled, Abated or Adjusted (1984)	8,750.00
Libraries	40,688.00	EQUALIZED VALUATION BASIS		Balance December 31, 1984	69,100.00
Other Educational Services		FOR NET DEBT COMPUTATION	188,830,646	CURRENT FINANCES DECEMBER 31, 1984	
STATUTORY EXPENDITURES		REAL PROPERTY VALUATIONS		ASSETS	
Pensions & F. I. C. A.	85,895.41	Code Class # of Parcels % VAL'N	ASSESSED VALUATION	Cash Dec. 31, 1984	826,225.18
Employee Fringe Benefits	48,100.00	1 Vacant Land 162 2.39	2,347,300.00	Taxes Receivable	164,488.67
Other Statutory Expenditures	7,000.00	2 Residential 1652 62.26	61,137,500.00	Tax Title Liens	35,268.09
CETA And Other Public Employment Programs		3 Farm		Foreclosed Property	69,100.00
MUNICIPAL FUNCTIONS	TOTAL	4a Commercial 146 18.74	18,403,900.00	Emergencies & Other Deferred Charges	11,484.65
CAPITAL IMPROVEMENTS	*MEMO*	4b Industrial 24 10.20	10,013,700.00	State and Federal Aid Receivable	
DEBT SERVICE		4c Apartments 25 6.42	6,299,900.00	Other Receivables	14,631.83
Principal Payments	100,000.00	Total 2009	98,202,300.00	Total	1,121,198.42
Interest Payments	30,683.10	Land Area 2.00 Sq. Miles		LIABILITIES, RESERVES, AND SURPLUS	
DEFERRED CHARGES		Net Valuation Taxable-Municipal	99,095,178	Cash Liabilities	222,627.28
SCHOOL, COUNTY, SPECIAL DISTRICT TAXES	3,842,745.91	Net Valuation Taxable-County	213,749,906	Reserves for Receivables	283,488.59
RESERVE FOR UNCOLLECTED TAXES	285,259.46	State Equalized Valuation	204,130,074	Surplus Dec. 31, 1984	615,082.55
EXPENDITURES	TOTAL	State Equalization Ratio	48.32	Total	1,121,198.42
	5,946,141.77				

1435
 Population 1980 **19,850**
 Population 1984 **19,782**
 S & P Rating **A**
 Moody Rating **A**

General Tax Rate Per \$100. **7.74**
 State Equalized Tax Rate **2.55**

ROCKAWAY TWP. - MORRIS CO.
Form of Government:
Mayor-Council Plan F (OMCL 50)
Number of Members on Governing Body - 9

PER CAPITA:
 Gross Debt **948.05**
 Net Debt **754.70**
 Debt Service **68.81**
 Total Tax Levy **1,039.47**
 Municipal Expenditures **456.09**

PER CENT:
 Gross Debt **2.62**
 Net Debt **2.08**
 Tax Levy Collected **96.61**
 Tax Levy Cancelled, Abated or Adjusted **.58**

EXPENDITURES		REVENUES-REALIZED		1984 PROPERTY TAX	
GENERAL GOVERNMENT		1984 Property Taxes Collected		STATE EQUALIZED TAX RATE	
Governing Body & Public Boards		19,877,880.03		Local District School Taxes .95	
Municipal Clerk				Regional & Consolidated School Tax .56	
Financial Administration	102,187.00	1984 Payments in Lieu of Taxes		School Taxes in Municipal Budget	
Assessment of Taxes	279,120.00	691,995.48		County Taxes .36	
Collection of Taxes	84,934.00	287,109.08		County Library Taxes .01	
Planning, Housing & Development	46,176.00	755,502.00		Local Municipal Purpose Taxes .67	
Human Resources		Other Miscellaneous Tax Revenues		Veteran & Senior Citizen Taxes	
Elections	4,120.00	255,276.22		Total Taxes for Rate Computation 2.55	
General Administration (other)	1,001,258.00	State Aid Revenues		Special District Taxes	
JUDICIARY		Federal Aid Revenues		Bank Corp. Taxes	
Municipal Courts	98,848.00	State and Local Fiscal Assistance Act Utilized		Added and Omitted Taxes	
PUBLIC SAFETY		Sale of Acquired Property		Total Taxes Levied - ABSTRACT	
Fire Protection	286,859.00	Other Miscellaneous Revenues		Total Taxes Billed	
Police Protection	1,595,956.92	Total		1984 TAXES COLLECTED	
Civil Defense & Disaster Control	5,275.00	Prior Years Surplus Appropriated		1984 Taxes Cancelled, Abated or Adjusted	
Environmental Inspection & Control	143,215.00	REVENUES TOTAL		Transfer to Tax Title Liens or Foreclosed	
Other Public Safety		Reserve For Uncollected Taxes		Balance Outstanding Dec. 31, 1984	
PUBLIC WORKS		CAPITAL OUTLAY TOTAL		PRIOR YEARS TAXES OUTSTANDING	
Streets and Drainage	979,512.79	Public Enterprises		Balance January 1, 1984	
Sewers and Sewage Processing	13,950.00	Recreation—Culture		Collected in 1984	
Garbage and Trash Disposal	53,000.00	Public Works		Cancelled, Abated or Adjusted 1984	
Public Buildings and Grounds	65,392.00	Buildings and Grounds		Transfers to Tax Title Liens or Foreclosed	
Other Public Works	125,400.00	Library and Education		Balance December 31, 1984	
HEALTH and WELFARE		Conservation		TAX TITLE LIENS OUTSTANDING	
Health Services Except Environmental	364,543.00	All Other		Balance January 1, 1984	
Welfare-Public Assistance	6,775.00	CAPITAL DEBT AUTHORIZED, DECEMBER 31, 1984		Transfer From Taxes	
Hospitals, Clinics, First Aid		ISSUED AND UNISSUED GROSS DEBT NET DEBT.		Redeemed in 1984	
Animal, Insect, & Rodent Control	10,491.00	School 2,948,104		Cancelled, Abated or Adjusted (1984)	
Other Welfare Services		Self-Liquidating 812,361		Transfers to Foreclosed Property	
RECREATION and CONSERVATION		Other 14,993,777		Balance December 31, 1984	
Beaches and Boardwalks	125,750.00	Total 18,754,243		PROPERTY ACQUIRED BY DEED OR FORECLOSURE	
Parks, Playgrounds, Shade Trees	855.00	ISSUED AND OUTSTANDING		Balance January 1, 1984	
Land Reclamation & Conservation	196,281.00	School 2,948,104.78		Transfers From Taxes or Liens	
Other Recreational Services		Self-Liquidating 812,361.00		Sale for Cash (1984)	
EDUCATION (excluding schools)		Other 14,944,514.00		Cancelled, Abated or Adjusted (1984)	
Libraries	199,900.00	Total 18,704,979.78		Balance December 31, 1984	
Other Educational Services	1,840.00	EQUALIZED VALUATION BASIS		CURRENT FINANCES DECEMBER 31, 1984	
STATUTORY EXPENDITURES		FOR NET DEBT COMPUTATION		ASSETS	
Pensions & F. I. C. A.	442,058.84	REAL PROPERTY VALUATIONS		Cash Dec. 31, 1984	
Employee Fringe Benefits	318,044.00	Code Class # of Parcels % VAL'N ASSESSED VALUATION		Taxes Receivable	
Other Statutory Expenditures	20,000.00	1 Vacant Land 1337 9.69 25,451,600.00		Tax Title Liens	
CETA And Other Public Employment Programs	6,571,741.55	2 Residential 5869 58.91 154,811,400.00		Foreclosed Property	
MUNICIPAL FUNCTIONS TOTAL	33,000.00	3 Farm 14 .04 87,400.00		Emergencies & Other Deferred Charges	
CAPITAL IMPROVEMENTS *MEMO*		4a Commercial 115 19.62 51,549,550.00		State and Federal Aid Receivable	
DEBT SERVICE		4b Industrial 23 9.10 23,910,400.00		Other Receivables	
Principal Payments	410,035.00	4c Apartments 10 2.65 6,967,400.00		Total	
Interest Payments	951,089.55	Total 7368 262,777,750.00		LIABILITIES, RESERVES, AND SURPLUS	
DEFERRED CHARGES	190,153.07	Land Area 42.35 Sq. Miles		Cash Liabilities	
SCHOOL, COUNTY, SPECIAL DISTRICT TAXES	15,077,064.98	Net Valuation Taxable-Municipal		Reserves for Receivables	
RESERVE FOR UNCOLLECTED TAXES	399,415.00	Net Valuation Taxable-County		Surplus Dec. 31, 1984	
EXPENDITURES TOTAL	24,099,499.15	State Equalized Valuation		Total	
		State Equalization Ratio			

0255
 Population 1980 192
 Population 1984 190
 S & P Rating
 Moody Rating A1
 General Tax Rate Per \$100. .91
 State Equalized Tax Rate .81

ROCKLEIGH BOROUGH – BERGEN COUNTY
Form of Government:
Borough Council
Number of Members on Governing Body – 6

PER CAPITA:
 Gross Debt 3,751.97
 Net Debt 3,751.97
 Debt Service 539.70
 Total Tax Levy 3,917.29
 Municipal Expenditures 2,433.37
 PER CENT:
 Gross Debt .79
 Net Debt .79
 Tax Levy Collected 98.82
 Tax Levy Cancelled, Abated or Adjusted

EXPENDITURES	REVENUES-REALIZED	1984 PROPERTY TAX
GENERAL GOVERNMENT		STATE EQUALIZED TAX RATE .10
Governing Body & Public Boards		Local District School Taxes 94,304.72
Municipal Clerk		Regional & Consolidated School Tax
Financial Administration		School Taxes in Municipal Budget
Assessment of Taxes 3,100.00	1984 Property Taxes Collected 742,509.43	County Taxes .40 369,150.61
Collection of Taxes 3,185.35	1984 Payments in Lieu of Taxes 6,517.98	County Library Taxes
Planning, Housing & Development 5,000.00	Delinquent Tax & Lien Collections 39,203.08	Local Municipal Purpose Taxes .30 277,004.53
Human Resources	Business Personalty Replacement Taxes 60,879.00	Veteran & Senior Citizen Taxes 2,150.00
Elections	Taxes from Public Utilities	Total Taxes for Rate Computation .80 742,609.86
General Administration (other) 64,283.84	Other Miscellaneous Tax Revenues	Special District Taxes
JUDICIARY	State Aid Revenues	Bank Corp. Taxes
Municipal Courts 500.00	Federal Aid Revenues	Added and Omitted Taxes 3,826.10
PUBLIC SAFETY	State and Local Fiscal Assistance Act Utilized 5,315.00	Total Taxes Levied - ABSTRACT 744,285.96
Fire Protection 27,037.03	Sale of Acquired Property	Total Taxes Billed 751,402.78
Police Protection 130,000.00	Other Miscellaneous Revenues 36,783.05	1984 TAXES COLLECTED 742,509.43
Civil Defense & Disaster Control	Total 891,207.54	1984 Taxes Cancelled, Abated or Adjusted
Environmental Inspection & Control	Prior Years Surplus Appropriated 65,000.00	Transfer to Tax Title Liens or Foreclosed
Other Public Safety 9,899.50	REVENUES TOTAL 956,207.54	Balance Outstanding Dec. 31, 1984 8,893.35
PUBLIC WORKS	Reserve For Uncollected Taxes 21,730.25	PRIOR YEARS TAXES OUTSTANDING
Streets and Drainage 28,910.16	CAPITAL OUTLAY TOTAL 11,156.04	Balance January 1, 1984 6,618.94
Sewers and Sewage Processing	Public Enterprises	Collected in 1984 6,517.98
Garbage and Trash Disposal 13,500.00	Recreation—Culture	Cancelled, Abated or Adjusted 1984
Public Buildings and Grounds 14,438.80	Public Works 11,156.04	Transfers to Tax Title Liens or Foreclosed
Other Public Works	Buildings and Grounds	Balance December 31, 1984 100.96
HEALTH and WELFARE	Library and Education	TAX TITLE LIENS OUTSTANDING
Health Services Except Environmental	Conservation	Balance January 1, 1984
Welfare-Public Assistance 5,700.00	All Other	Transfer From Taxes
Hospitals, Clinics, First Aid 750.00	CAPITAL DEBT AUTHORIZED, DECEMBER 31, 1984	Redeemed in 1984
Animal, Insect, & Rodent Control 850.00	ISSUED AND UNISSUED GROSS DEBT NET DEBT	Cancelled, Abated or Adjusted (1984)
Other Welfare Services	School	Transfers to Foreclosed Property
RECREATION and CONSERVATION	Self-liquidating	Balance December 31, 1984
Beaches and Boardwalks	Other 712,875 712,875	PROPERTY ACQUIRED BY DEED OR FORECLOSURE
Parks, Playgrounds, Shade Trees 300.00	Total 712,875 712,875	Balance January 1, 1984
Land Reclamation & Conservation	ISSUED AND OUTSTANDING	Transfers From Taxes or Liens
Other Recreational Services 1,200.00	School	Sale for Cash (1984)
EDUCATION (excluding schools)	Self-Liquidating	Cancelled, Abated or Adjusted (1984)
Libraries 200.00	Other	Balance December 31, 1984
Other Educational Services 1,000.00	Total 600,000.00 600,000.00	CURRENT FINANCES DECEMBER 31, 1984
STATUTORY EXPENDITURES	EQUALIZED VALUATION BASIS FOR NET DEBT COMPUTATION 89,858,675	ASSETS
Pensions & F. I. C. A. 3,300.00	REAL PROPERTY VALUATIONS	Cash Dec. 31, 1984 187,371.26
Employee Fringe Benefits	Code Class # of Parcels % VAL'N	Taxes Receivable 8,994.31
Other Statutory Expenditures 165.00	1 Vacant Land 23 2.57 2,091,800.00	Tax Title Liens
CETA And Other Public Employment Programs	2 Residential 53 12.29 10,017,900.00	Foreclosed Property
MUNICIPAL FUNCTIONS TOTAL 313,319.68	3 Farm	Emergencies & Other Deferred Charges 5,017.15
CAPITAL IMPROVEMENTS *MEMO* 10,000.00	4a Commercial 5 6.30 5,133,200.00	State and Federal Aid Receivable
DEBT SERVICE	4b Industrial 14 78.85 64,297,800.00	Other Receivables 17,358.42
Principal Payments 70,000.00	4c Apartments	Total 218,741.14
Interest Payments 32,543.68	Total 95 81,540,700.00	LIABILITIES, RESERVES, AND SURPLUS
DEFERRED CHARGES 24,746.68	Land Area 1.00 Sq. Miles	Cash Liabilities 82,550.10
SCHOOL, COUNTY, SPECIAL DISTRICT TAXES 463,455.33	Net Valuation Taxable-Municipal 82,151,284	Reserves for Receivables 26,352.73
RESERVE FOR UNCOLLECTED TAXES 21,730.25	Net Valuation Taxable-County 97,657,022	Surplus Dec. 31, 1984 109,838.31
EXPENDITURES TOTAL 925,795.62	State Equalized Valuation 92,270,544	Total 218,741.14
	State Equalization Ratio 88.96	

1817
Population 1980
Population 1984
S & P Rating
Moody Rating

717
724

General Tax Rate Per \$100.

State Equalized Tax Rate
1.50
1.38

ROCKY HILL BOROUGH – SOMERSET CO.

Form of Government:

Borough Council

Number of Members on Governing Body – 6

PER CAPITA:

Gross Debt 304.12
Net Debt 110.93
Debt Service 45.64
Total Tax Levy 600.70
Municipal Expenditures 378.15

PER CENT:

Gross Debt .77
Net Debt .28
Tax Levy Collected 95.79
Tax Levy Cancelled, Abated or Adjusted

EXPENDITURES		REVENUES-REALIZED		1984 PROPERTY TAX	
GENERAL GOVERNMENT				STATE EQUALIZED TAX RATE	
Governing Body & Public Boards				Local District School Taxes .68	
Municipal Clerk				Regional & Consolidated School Tax	
Financial Administration	6,800.00	1984 Property Taxes Collected		School Taxes in Municipal Budget	
Assessment of Taxes	3,175.00	1984 Payments in Lieu of Taxes		County Taxes .50	
Collection of Taxes	6,405.00	Delinquent Tax & Lien Collections		County Library Taxes .04	
Planning, Housing & Development	8,000.00	Business Personalty Replacement Taxes		Local Municipal Purpose Taxes .16	
Human Resources		Taxes from Public Utilities		Veteran & Senior Citizen Taxes	
Elections	812.00	Other Miscellaneous Tax Revenues		Total Taxes for Rate Computation 1.38	
General Administration (other)	30,115.00	State Aid Revenues		Special District Taxes	
JUDICIARY		Federal Aid Revenues		Bank Corp. Taxes	
Municipal Courts	4,450.00	State and Local Fiscal Assistance Act Utilized		Added and Omitted Taxes	
PUBLIC SAFETY		Sale of Acquired Property		Total Taxes Levied - ABSTRACT	
Fire Protection	10,600.00	Other Miscellaneous Revenues		Total Taxes Billed	
Police Protection	6,600.00			1984 TAXES COLLECTED	
Civil Defense & Disaster Control	75.00			1984 Taxes Cancelled, Abated or Adjusted	
Environmental Inspection & Control	6,385.00			Transfer to Tax Title Liens or Foreclosed	
Other Public Safety				Balance Outstanding Dec. 31, 1984	
PUBLIC WORKS		CAPITAL OUTLAY TOTAL		PRIOR YEARS TAXES OUTSTANDING	
Streets and Drainage	39,750.00			Balance January 1, 1984	
Sewers and Sewage Processing				Collected in 1984	
Garbage and Trash Disposal	25,000.00			Cancelled, Abated or Adjusted 1984	
Public Buildings and Grounds	11,100.00			Transfers to Tax Title Liens or Foreclosed	
Other Public Works				Balance December 31, 1984	
HEALTH and WELFARE				TAX TITLE LIENS OUTSTANDING	
Health Services Except Environmental	1,753.00			Balance January 1, 1984	
Welfare-Public Assistance	140.00			Transfer From Taxes	
Hospitals, Clinics, First Aid				Redeemed in 1984	
Animal, Insect, & Rodent Control				Cancelled, Abated or Adjusted (1984)	
Other Welfare Services				Transfers to Foreclosed Property	
RECREATION and CONSERVATION				Balance December 31, 1984	
Beaches and Boardwalks				PROPERTY ACQUIRED BY DEED OR	
Parks, Playgrounds, Shade Trees				FORECLOSURE	
Land Reclamation & Conservation				Balance January 1, 1984	
Other Recreational Services	4,000.00			Transfers From Taxes or Liens	
EDUCATION (excluding schools)				Sale for Cash (1984)	
Libraries	2,000.00			Cancelled, Abated or Adjusted (1984)	
Other Educational Services				Balance December 31, 1984	
STATUTORY EXPENDITURES				CURRENT FINANCES DECEMBER 31, 1984	
Pensions & F. I. C. A.	1,995.00			ASSETS	
Employee Fringe Benefits				Cash Dec. 31, 1984	
Other Statutory Expenditures	300.00			Taxes Receivable	
CETA And Other Public Employment Programs				Tax Title Liens	
MUNICIPAL FUNCTIONS TOTAL	169,455.00			Foreclosed Property	
CAPITAL IMPROVEMENTS *MEMO*				Emergencies & Other Deferred Charges	
DEBT SERVICE				State and Federal Aid Receivable	
Principal Payments	28,600.00			Other Receivables	
Interest Payments	4,441.19			Total	
DEFERRED CHARGES	39,250.89			LIABILITIES, RESERVES, AND SURPLUS	
SCHOOL, COUNTY, SPECIAL DISTRICT TAXES	373,211.67			Cash Liabilities	
RESERVE FOR UNCOLLECTED TAXES	32,035.50			Reserves for Receivables	
EXPENDITURES TOTAL	646,994.25			Surplus Dec. 31, 1984	
				Total	

1341

Population 1980 835
Population 1984 865
S & P Rating
Moody Rating

General Tax Rate Per \$100.

5.26

State Equalized Tax Rate

3.09

ROOSEVELT BOROUGH – MONMOUTH CO.**Form of Government:****Borough Council****Number of Members on Governing Body – 6****PER CAPITA:**

Gross Debt 495.42
Net Debt 416.18
Debt Service
Total Tax Levy 692.94
Municipal Expenditures 219.34

PER CENT:

Gross Debt 2.37
Net Debt 1.99
Tax Levy Collected 96.51
Tax Levy Cancelled, Abated or Adjusted

EXPENDITURES		REVENUES-REALIZED		1984 PROPERTY TAX	
GENERAL GOVERNMENT				STATE EQUALIZED TAX RATE → 2.04	
Governing Body & Public Boards		1984 Property Taxes Collected	578,488.74	Local District School Taxes	396,577.00
Municipal Clerk		1984 Payments in Lieu of Taxes		Regional & Consolidated School Tax	
Financial Administration	8,060.00	Delinquent Tax & Lien Collections	27,134.80	School Taxes in Municipal Budget	
Assessment of Taxes	3,139.00	Business Personalty Replacement Taxes	4,603.64	County Taxes	* 103,878.05
Collection of Taxes	7,200.00	Taxes from Public Utilities	51,691.00	County Library Taxes	3,842.17
Planning, Housing & Development	1,705.00	Other Miscellaneous Tax Revenues		Local Municipal Purpose Taxes	95,092.06
Human Resources		State Aid Revenues	8,068.35	Veteran & Senior Citizen Taxes	8,050.00
Elections		Federal Aid Revenues		Total Taxes for Rate Computation	3.09 607,439.28
General Administration (other)	42,889.93	State and Local Fiscal Assistance Act Utilized	3,702.14	Special District Taxes	
JUDICIARY		Sale of Acquired Property		Bank Corp. Taxes	
Municipal Courts	4,600.00	Other Miscellaneous Revenues	31,241.49	Added and Omitted Taxes	
PUBLIC SAFETY		Total	704,930.16	Total Taxes Levied - ABSTRACT	599,389.28
Fire Protection	5,000.00	Prior Years Surplus Appropriated	50,000.00	Total Taxes Billed	599,389.28
Police Protection	14,175.00	REVENUES TOTAL	754,930.16	1984 TAXES COLLECTED	578,488.74
Civil Defense & Disaster Control	50.00	Reserve For Uncollected Taxes	30,000.00	1984 Taxes Cancelled, Abated or Adjusted	
Environmental Inspection & Control	1,796.00	CAPITAL OUTLAY TOTAL	27,311.82	Transfer to Tax Title Liens or Foreclosed	
Other Public Safety				Balance Outstanding Dec. 31, 1984	20,900.54
PUBLIC WORKS				PRIOR YEARS TAXES OUTSTANDING	
Streets and Drainage	29,616.14	Public Enterprises		Balance January 1, 1984	29,056.51
Sewers and Sewage Processing		Recreation—Culture		Collected in 1984	27,134.80
Garbage and Trash Disposal	22,500.00	Public Works	27,311.82	Cancelled, Abated or Adjusted 1984	
Public Buildings and Grounds	10,750.00	Buildings and Grounds		Transfers to Tax Title Liens or Foreclosed	
Other Public Works		Library and Education		Balance December 31, 1984	1,921.71
HEALTH and WELFARE		Conservation		TAX TITLE LIENS OUTSTANDING	
Health Services Except Environmental		All Other		Balance January 1, 1984	
Welfare-Public Assistance	500.00	CAPITAL DEBT AUTHORIZED, DECEMBER 31, 1984		Transfer From Taxes	
Hospitals, Clinics, First Aid		ISSUED AND UNISSUED GROSS DEBT NET DEBT		Redeemed in 1984	
Animal, Insect, & Rodent Control	500.00	School		Cancelled, Abated or Adjusted (1984)	
Other Welfare Services		Self-liquidating	428,539	Transfers to Foreclosed Property	
RECREATION and CONSERVATION		Other		Balance December 31, 1984	
Beaches and Boardwalks		Total	428,539	PROPERTY ACQUIRED BY DEED OR FORECLOSURE	
Parks, Playgrounds, Shade Trees	1,700.00	ISSUED AND OUTSTANDING		Balance January 1, 1984	
Land Reclamation & Conservation		School		Transfers From Taxes or Liens	
Other Recreational Services	600.00	Self-Liquidating	303,539.25	Sale for Cash (1984)	
EDUCATION (excluding schools)		Other		Cancelled, Abated or Adjusted (1984)	
Libraries	450.00	Total	303,539.25	Balance December 31, 1984	
Other Educational Services		EQUALIZED VALUATION BASIS		CURRENT FINANCES DECEMBER 31, 1984	
STATUTORY EXPENDITURES		FOR NET DEBT COMPUTATION	18,097,711	ASSETS	
Pensions & F. I. C. A.	3,000.00	REAL PROPERTY VALUATIONS		Cash Dec. 31, 1984	318,529.05
Employee Fringe Benefits		Code Class # of Parcels % VAL'N ASSESSED VALUATION		Taxes Receivable	22,822.25
Other Statutory Expenditures	500.00	1 Vacant Land 21 2.46	278,420.00	Tax Title Liens	
CETA And Other Public Employment Programs		2 Residential 275 85.65	9,712,080.00	Foreclosed Property	
MUNICIPAL FUNCTIONS TOTAL	158,731.07	3 Farm 25 4.40	498,720.00	Emergencies & Other Deferred Charges	
CAPITAL IMPROVEMENTS *MEMO*	42,000.00	4a Commercial 6 2.58	292,880.00	State and Federal Aid Receivable	
DEBT SERVICE		4b Industrial 3 1.78	201,820.00	Other Receivables	9,989.79
Principal Payments		4c Apartments 1 3.13	354,830.00	Total	351,341.09
Interest Payments		Total 331	11,338,750.00	LIABILITIES, RESERVES, AND SURPLUS	
DEFERRED CHARGES	995.33	Land Area 1.93 Sq. Miles		Cash Liabilities	173,044.59
SCHOOL, COUNTY, SPECIAL DISTRICT TAXES	504,297.22	Net Valuation Taxable-Municipal	11,396,527	Reserves for Receivables	32,812.04
RESERVE FOR UNCOLLECTED TAXES	30,000.00	Net Valuation Taxable-County	18,730,153	Surplus Dec. 31, 1984	145,484.46
EXPENDITURES TOTAL	694,023.62	State Equalized Valuation	19,361,063	Total	351,341.09
		State Equalization Ratio	58.74		

0718
Population 1980 5,330
Population 1984 5,384
S & P Rating
Moody Rating

General Tax Rate Per \$100. 4.02
State Equalized Tax Rate 2.19

ROSELAND BOROUGH - ESSEX COUNTY
Form of Government:
Borough Council
Number of Members on Governing Body - 6

PER CAPITA:
Gross Debt 1,146.64
Net Debt 885.65
Debt Service 29.80
Total Tax Levy 1,632.59
Municipal Expenditures 551.91

PER CENT:
Gross Debt 1.85
Net Debt 1.43
Tax Levy Collected 97.92
Tax Levy Cancelled, Abated or Adjusted .91

EXPENDITURES		REVENUES-REALIZED		1984 PROPERTY TAX	
GENERAL GOVERNMENT				STATE EQUALIZED TAX RATE →	
Governing Body & Public Boards		1984 Property Taxes Collected	8,596,391.41	Local District School Taxes .36	1,414,126.00
Municipal Clerk		1984 Payments in Lieu of Taxes		Regional & Consolidated School Tax .50	1,949,665.30
Financial Administration	15,680.00	Delinquent Tax & Lien Collections	153,416.86	School Taxes in Municipal Budget	
Assessment of Taxes	22,625.00	Business Personalty Replacement Taxes	162,787.20	County Taxes 1.04	4,085,445.93
Collection of Taxes	17,205.00	Taxes from Public Utilities	637,764.00	County Library Taxes	
Planning, Housing & Development	37,492.00	Other Miscellaneous Tax Revenues		Local Municipal Purpose Taxes .29	1,129,148.89
Human Resources	3,500.00	State Aid Revenues	31,044.22	Veteran & Senior Citizen Taxes	36,350.00
Elections	1,200.00	Federal Aid Revenues		Total Taxes for Rate Computation 2.19	8,614,736.12
General Administration (other)	410,940.00	State and Local Fiscal Assistance Act Utilized	20,916.00	Special District Taxes	
JUDICIARY		Sale of Acquired Property		Bank Corp. Taxes	14,475.74
Municipal Courts	49,995.00	Other Miscellaneous Revenues	391,400.89	Added and Omitted Taxes	196,988.40
PUBLIC SAFETY		Total	9,993,720.58	Total Taxes Levied - ABSTRACT	8,789,850.26
Fire Protection	52,942.00	Prior Years Surplus Appropriated	615,000.00	Total Taxes Billed	8,779,021.98
Police Protection	761,824.00	REVENUES TOTAL	10,608,720.58	1984 TAXES COLLECTED	8,596,391.41
Civil Defense & Disaster Control	3,375.00	Reserve For Uncollected Taxes	340,621.80	1984 Taxes Cancelled, Abated or Adjusted	80,102.52
Environmental Inspection & Control	69,084.00	CAPITAL OUTLAY TOTAL	356,380.94	Transfer to Tax Title Liens or Foreclosed	482.40
Other Public Safety				Balance Outstanding Dec. 31, 1984	102,045.65
PUBLIC WORKS				PRIOR YEARS TAXES OUTSTANDING	
Streets and Drainage	182,898.00	Public Enterprises	85,875.88	Balance January 1, 1984	171,133.73
Sewers and Sewage Processing		Recreation—Culture	5,147.82	Collected in 1984	150,774.00
Garbage and Trash Disposal	139,000.00	Public Works	265,357.24	Cancelled, Abated or Adjusted 1984	20,345.00
Public Buildings and Grounds	97,361.00	Buildings and Grounds		Transfers to Tax Title Liens or Foreclosed	
Other Public Works		Library and Education		Balance December 31, 1984	14.73
HEALTH and WELFARE		Conservation		TAX TITLE LIENS OUTSTANDING	
Health Services Except Environmental	24,387.00	All Other		Balance January 1, 1984	5,373.32
Welfare-Public Assistance	6,540.00	CAPITAL DEBT AUTHORIZED, DECEMBER 31, 1984		Transfer From Taxes	482.40
Hospitals, Clinics, First Aid		ISSUED AND UNISSUED		Redeemed in 1984	2,642.46
Animal, Insect, & Rodent Control	2,000.00	School	1,391,964	Cancelled, Abated or Adjusted (1984)	
Other Welfare Services		Self-liquidating	1,325,700	Transfers to Foreclosed Property	
RECREATION and CONSERVATION		Other	3,455,829	Balance December 31, 1984	3,213.26
Beaches and Boardwalks		Total	6,173,494	PROPERTY ACQUIRED BY DEED OR FORECLOSURE	
Parks, Playgrounds, Shade Trees	7,845.00	ISSUED AND OUTSTANDING		Balance January 1, 1984	247,200.00
Land Reclamation & Conservation	1,820.00	School	1,391,964.99	Transfers From Taxes or Liens	
Other Recreational Services	65,257.00	Self-Liquidating	1,295,000.00	Sale for Cash (1984)	
EDUCATION (excluding schools)		Other	1,370,816.75	Cancelled, Abated or Adjusted (1984)	
Libraries	85,790.00	Total	4,057,781.74	Balance December 31, 1984	247,200.00
Other Educational Services		EQUALIZED VALUATION BASIS		CURRENT FINANCES DECEMBER 31, 1984	
STATUTORY EXPENDITURES		FOR NET DEBT COMPUTATION	334,482,411	ASSETS	
Pensions & F. I. C. A.	155,005.00	REAL PROPERTY VALUATIONS		Cash Dec. 31, 1984	1,301,274.00
Employee Fringe Benefits	89,169.00	Code Class # of Parcels % VAL'N		Taxes Receivable	102,060.38
Other Statutory Expenditures	5,400.00	1 Vacant Land 123 3.84	8,140,800.00	Tax Title Liens	3,213.26
CETA And Other Public Employment Programs		2 Residential 1444 39.27	83,150,300.00	Foreclosed Property	247,200.00
MUNICIPAL FUNCTIONS		3 Farm 14 11.41	24,161,800.00	Emergencies & Other Deferred Charges	11,000.00
CAPITAL IMPROVEMENTS *MEMC*		4a Commercial 54 31.71	67,149,400.00	State and Federal Aid Receivable	4,493.37
DEBT SERVICE		4b Industrial 30 9.54	20,211,700.00	Other Receivables	23,226.99
Principal Payments	70,000.00	4c Apartments 1 4.23	8,949,800.00	Total	1,692,468.00
Interest Payments	90,418.80	Total 1666	211,763,800.00	LIABILITIES, RESERVES, AND SURPLUS	
DEFERRED CHARGES		Land Area 3.58 Sq. Miles		Cash Liabilities	252,049.02
SCHOOL, COUNTY, SPECIAL DISTRICT TAXES	161,495.90	Net Valuation Taxable-Municipal	213,482,800	Reserves for Receivables	375,700.63
RESERVE FOR UNCOLLECTED TAXES	7,449,237.23	Net Valuation Taxable-County	364,141,428	Surplus Dec. 31, 1984	1,064,718.35
EXPENDITURES		State Equalized Valuation	390,135,719	Total	1,692,468.00
TOTAL	10,420,707.73	State Equalization Ratio	54.52		

2014
Population 1980 20,641
Population 1984 20,668
S & P Rating
Moody Rating A

General Tax Rate Per \$100.

4.51
State Equalized Tax Rate 3.14

ROSELLE BOROUGH - UNION COUNTY

Form of Government:

Borough Council

Number of Members on Governing Body - 6

PER CAPITA:

Gross Debt 121.76
Net Debt 120.79
Debt Service 14.38
Total Tax Levy 582.55
Municipal Expenditures 366.55

PER CENT:

Gross Debt .70
Net Debt .70
Tax Levy Collected 96.35
Tax Levy Cancelled, Abated or Adjusted .06

EXPENDITURES		REVENUES-REALIZED		1984 PROPERTY TAX	
GENERAL GOVERNMENT				STATE EQUALIZED TAX RATE 1.48	
Governing Body & Public Boards				Local District School Taxes	5,669,827.50
Municipal Clerk				Regional & Consolidated School Tax	
Financial Administration	17,630.00	1984 Property Taxes Collected		School Taxes in Municipal Budget	
Assessment of Taxes	34,640.00	1984 Payments in Lieu of Taxes		County Taxes	1,936,755.59
Collection of Taxes	98,999.59	Delinquent Tax & Lien Collections		County Library Taxes	
Planning, Housing & Development	9,205.00	Business Personalty Replacement Taxes		Local Municipal Purpose Taxes	4,397,772.58
Human Resources	148,604.00	Taxes from Public Utilities		Veteran & Senior Citizen Taxes	238,550.00
Elections		Other Miscellaneous Tax Revenues		Total Taxes for Rate Computation	12,242,905.67
General Administration (other)	532,258.27	State Aid Revenues		Special District Taxes	
JUDICIARY		Federal Aid Revenues		Bank Corp. Taxes	18,331.91
Municipal Courts	58,898.00	State and Local Fiscal Assistance Act Utilized		Added and Omitted Taxes	17,510.82
PUBLIC SAFETY		Sale of Acquired Property		Total Taxes Levied - ABSTRACT	12,040,198.40
Fire Protection	939,085.37	Other Miscellaneous Revenues		Total Taxes Billed	12,030,106.12
Police Protection	1,286,543.00	Prior Years Surplus Appropriated		1984 TAXES COLLECTED	11,590,929.44
Civil Defense & Disaster Control	5,325.00	REVENUES TOTAL		1984 Taxes Cancelled, Abated or Adjusted	6,709.49
Environmental Inspection & Control	24,490.00	Reserve For Uncollected Taxes		Transfer to Tax Title Liens or Foreclosed	76,590.99
Other Public Safety		CAPITAL OUTLAY TOTAL		Balance Outstanding Dec. 31, 1984	355,876.20
PUBLIC WORKS				PRIOR YEARS TAXES OUTSTANDING	
Streets and Drainage	721,804.37	Public Enterprises		Balance January 1, 1984	293,014.38
Sewers and Sewage Processing	702,664.00	Recreation—Culture		Collected in 1984	272,024.30
Garbage and Trash Disposal	767,445.66	Public Works		Cancelled, Abated or Adjusted 1984	
Public Buildings and Grounds	41,008.00	Buildings and Grounds		Transfers to Tax Title Liens or Foreclosed	19,507.96
Other Public Works	88,000.00	Library and Education		Balance December 31, 1984	1,482.12
HEALTH and WELFARE		Conservation		TAX TITLE LIENS OUTSTANDING	
Health Services Except Environmental	104,753.09	All Other		Balance January 1, 1984	208,163.03
Welfare-Public Assistance	52,841.00	CAPITAL DEBT AUTHORIZED, DECEMBER 31, 1984		Transfer From Taxes	99,623.09
Hospitals, Clinics, First Aid		ISSUED AND UNISSUED GROSS DEBT NET DEBT		Redeemed in 1984	34,469.25
Animal, Insect, & Rodent Control	11,672.00	School		Cancelled, Abated or Adjusted (1984)	8,676.83
Other Welfare Services		Self-liquidating		Transfers to Foreclosed Property	
RECREATION and CONSERVATION		Other		Balance December 31, 1984	264,640.04
Beaches and Boardwalks		Total		PROPERTY ACQUIRED BY DEED OR	
Parks, Playgrounds, Shade Trees	42,002.98			FORECLOSURE	
Land Reclamation & Conservation		ISSUED AND OUTSTANDING		Balance January 1, 1984	242,001.00
Other Recreational Services	39,823.00	School		Transfers From Taxes or Liens	
EDUCATION (excluding schools)		Self-Liquidating		Sale for Cash (1984)	90,000.00
Libraries	127,300.00	Other		Cancelled, Abated or Adjusted (1984)	
Other Educational Services		Total		Balance December 31, 1984	152,001.00
STATUTORY EXPENDITURES		EQUALIZED VALUATION BASIS		CURRENT FINANCES DECEMBER 31, 1984	
Pensions & F. I. C. A.	523,124.33	FOR NET DEBT COMPUTATION		ASSETS	
Employee Fringe Benefits	241,900.00	REAL PROPERTY VALUATIONS		Cash Dec. 31, 1984	1,438,434.36
Other Statutory Expenditures		Code Class # of Parcels % VAL'N ASSESSED VALUATION		Taxes Receivable	357,358.32
CETA And Other Public Employment Programs		1 Vacant Land 240 1.14 2,946,300.00		Tax Title Liens	264,640.04
MUNICIPAL FUNCTIONS TOTAL	6,620,016.66	2 Residential 4762 70.99 183,893,600.00		Foreclosed Property	152,001.00
CAPITAL IMPROVEMENTS *MEMO*	25,000.00	3 Farm 30,450,800.00		Emergencies & Other Deferred Charges	25,107.65
DEBT SERVICE		4a Commercial 248 11.76 18,351,500.00		State and Federal Aid Receivable	
Principal Payments	100,000.00	4b Industrial 85 7.08 23,397,400.00		Other Receivables	142,709.88
Interest Payments	197,129.91	4c Apartments 52 9.03 259,039,600.00		Total	2,380,251.25
DEFERRED CHARGES	58,625.00	Total 5387		LIABILITIES, RESERVES, AND SURPLUS	
SCHOOL, COUNTY, SPECIAL DISTRICT TAXES	7,606,583.09	Land Area 2.70 Sq. Miles		Cash Liabilities	790,164.46
RESERVE FOR UNCOLLECTED TAXES	600,100.00	Net Valuation Taxable-Municipal		Reserves for Receivables	838,544.03
EXPENDITURES TOTAL	15,182,454.66	Net Valuation Taxable-County		Surplus Dec. 31, 1984	751,542.76
		State Equalized Valuation		Total	2,380,251.25
		State Equalization Ratio			

2015
Population 1980 13,377
Population 1984 13,309
S & P Rating
Moody Rating A

General Tax Rate Per \$100. 2.92
State Equalized Tax Rate 2.88

ROSELLE PARK BORO. - UNION CO.
Form of Government:
Borough Council
Number of Members on Governing Body - 6

PER CAPITA:
Gross Debt 391.05
Net Debt 342.88
Debt Service 48.09
Total Tax Levy 654.69
Municipal Expenditures 303.81
PER CENT:
Gross Debt 1.87
Net Debt 1.64
Tax Levy Collected 97.59
Tax Levy Cancelled, Abated or Adjusted .86

EXPENDITURES		REVENUES-REALIZED		1984 PROPERTY TAX	
GENERAL GOVERNMENT				STATE EQUALIZED TAX RATE	
Governing Body & Public Boards		1984 Property Taxes Collected	8,518,390.53	Local District School Taxes	1.61 4,873,348.00
Municipal Clerk		1984 Payments in Lieu of Taxes		Regional & Consolidated School Tax	
Financial Administration		Delinquent Tax & Lien Collections	162,060.67	School Taxes in Municipal Budget	
Assessment of Taxes	7,915.00	Business Personalty Replacement Taxes	115,096.12	County Taxes	.49 1,469,623.28
Collection of Taxes	45,150.00	Taxes from Public Utilities	584,894.00	County Library Taxes	
Planning, Housing & Development	8,530.00	Other Miscellaneous Tax Revenues		Local Municipal Purpose Taxes	.78 2,364,824.49
Human Resources	1,035.00	State Aid Revenues	200,393.60	Veteran & Senior Citizen Taxes	171,200.00
Elections		Federal Aid Revenues		Total Taxes for Rate Computation	2.88 8,878,995.77
General Administration (other)	450,973.00	State and Local Fiscal Assistance Act Utilized	98,168.00	Special District Taxes	
JUDICIARY		Sale of Acquired Property		Bank Corp. Taxes	3,291.21
Municipal Courts	41,450.00	Other Miscellaneous Revenues	481,202.52	Added and Omitted Taxes	2,131.83
PUBLIC SAFETY		Total	10,160,205.44	Total Taxes Levied - ABSTRACT	8,713,218.81
Fire Protection	131,953.44	Prior Years Surplus Appropriated	500,000.00	Total Taxes Billed	8,728,703.40
Police Protection	876,025.00	REVENUES TOTAL	10,660,205.44	1984 TAXES COLLECTED	8,518,390.53
Civil Defense & Disaster Control	7,820.00	Reserve For Uncollected Taxes	305,000.00	1984 Taxes Cancelled, Abated or Adjusted	75,003.00
Environmental Inspection & Control	41,355.30	CAPITAL OUTLAY TOTAL	574,256.65	Transfer to Tax Title Liens or Foreclosed	2,368.12
Other Public Safety				Balance Outstanding Dec. 31, 1984	132,941.75
PUBLIC WORKS				PRIOR YEARS TAXES OUTSTANDING	
Streets and Drainage	550,176.86	Public Enterprises	38,923.24	Balance January 1, 1984	136,610.98
Sewers and Sewage Processing		Recreation—Culture	291,689.83	Collected in 1984	136,362.17
Garbage and Trash Disposal	330,000.00	Public Works	158,732.63	Cancelled, Abated or Adjusted 1984	248.81
Public Buildings and Grounds	78,875.00	Buildings and Grounds	76,531.33	Transfers to Tax Title Liens or Foreclosed	
Other Public Works		Library and Education	8,379.62	Balance December 31, 1984	
HEALTH and WELFARE		Conservation		TAX TITLE LIENS OUTSTANDING	
Health Services Except Environmental	31,140.00	All Other		Balance January 1, 1984	82,339.13
Welfare-Public Assistance	4,770.00	CAPITAL DEBT AUTHORIZED, DECEMBER 31, 1984		Transfer From Taxes	2,368.12
Hospitals, Clinics, First Aid		ISSUED AND UNISSUED GROSS DEBT		Redeemed in 1984	25,698.50
Animal, Insect, & Rodent Control	4,975.00	School	641,000	Cancelled, Abated or Adjusted (1984)	
Other Welfare Services		Self-liquidating		Transfers to Foreclosed Property	37,714.66
RECREATION and CONSERVATION		Other	4,563,446	Balance December 31, 1984	21,294.09
Beaches and Boardwalks		Total	5,204,446	PROPERTY ACQUIRED BY DEED OR FORECLOSURE	
Parks, Playgrounds, Shade Trees	13,736.00	ISSUED AND OUTSTANDING		Balance January 1, 1984	156,435.34
Land Reclamation & Conservation		School	641,000.00	Transfers From Taxes or Liens	37,714.66
Other Recreational Services	2,070.00	Self-Liquidating		Sale for Cash (1984)	30,600.00
EDUCATION (excluding schools)		Other	4,221,400.00	Cancelled, Abated or Adjusted (1984)	16,100.00
Libraries	85,375.00	Total	4,862,400.00	Balance December 31, 1984	147,450.00
Other Educational Services		EQUALIZED VALUATION BASIS		CURRENT FINANCES DECEMBER 31, 1984	
STATUTORY EXPENDITURES		FOR NET DEBT COMPUTATION	278,491,374	ASSETS	
Pensions & F. I. C. A.	238,960.00	REAL PROPERTY VALUATIONS		Cash Dec. 31, 1984	1,013,004.45
Employee Fringe Benefits	130,500.00	Code Class # of Parcels % VAL'N		Taxes Receivable	132,941.75
Other Statutory Expenditures	10,000.00	1 Vacant Land 44 .26	776,400.00	Tax Title Liens	21,294.09
CETA And Other Public Employment Programs		2 Residential 3091 74.78	222,381,300.00	Foreclosed Property	147,450.00
MUNICIPAL FUNCTIONS TOTAL	3,097,684.60	3 Farm		Emergencies & Other Deferred Charges	
CAPITAL IMPROVEMENTS *MEMO*	56,600.00	4a Commercial 177 8.64	25,697,100.00	State and Federal Aid Receivable	6,959.00
DEBT SERVICE		4b Industrial 27 2.62	7,783,500.00	Other Receivables	31,517.64
Principal Payments	255,000.00	4c Apartments 36 13.70	40,727,500.00	Total	1,353,166.93
Interest Payments	384,978.03	Total 3375	297,365,800.00	LIABILITIES, RESERVES, AND SURPLUS	
DEFERRED CHARGES	809.52	Land Area 1.30 Sq. Miles		Cash Liabilities	423,922.89
SCHOOL, COUNTY, SPECIAL DISTRICT TAXES	6,342,971.28	Net Valuation Taxable-Municipal	298,855,191	Reserves for Receivables	318,121.47
RESERVE FOR UNCOLLECTED TAXES	305,000.00	Net Valuation Taxable-County	276,685,124	Surplus Dec. 31, 1984	611,122.57
EXPENDITURES TOTAL	10,386,442.43	State Equalized Valuation	303,002,702	Total	1,353,166.93
		State Equalization Ratio	98.64		

1436

Population 1980 18,878
 Population 1984 19,650
 S & P Rating A
 Moody Rating AAA

General Tax Rate Per \$100.

2.66

State Equalized Tax Rate

2.32

ROXBURY TOWNSHIP – MORRIS COUNTY
Form of Government:
Council-Manager Plan F (OMCL 50)
Number of Members on Governing Body – 5

PER CAPITA:

Gross Debt 698.13
 Net Debt 241.09
 Debt Service 32.30
 Total Tax Levy 828.03
 Municipal Expenditures 368.47

PER CENT:

Gross Debt 2.29
 Net Debt .79
 Tax Levy Collected 96.91
 Tax Levy Cancelled, Abated or Adjusted .09

EXPENDITURES		REVENUES-REALIZED		1984 PROPERTY TAX	
GENERAL GOVERNMENT				STATE EQUALIZED TAX RATE → 1.46	
Governing Body & Public Boards	3,000.00	1984 Property Taxes Collected		Local District School Taxes	9,998,855.37
Municipal Clerk		1984 Payments in Lieu of Taxes		Regional & Consolidated School Tax	
Financial Administration	83,950.00	Delinquent Tax & Lien Collections		School Taxes in Municipal Budget	
Assessment of Taxes	60,650.00	Business Personalty Replacement Taxes		County Taxes	2,464,073.81
Collection of Taxes	65,650.00	Taxes from Public Utilities		County Library Taxes	
Planning, Housing & Development	75,661.00	Other Miscellaneous Tax Revenues		Local Municipal Purpose Taxes	3,482,932.72
Human Resources		State Aid Revenues		Veteran & Senior Citizen Taxes	147,475.00
Elections	5,019.76	Federal Aid Revenues		Total Taxes for Rate Computation	16,093,336.90
General Administration (other)	926,684.72	State and Local Fiscal Assistance Act Utilized		Special District Taxes	
JUDICIARY		Sale of Acquired Property		Bank Corp. Taxes	27,263.57
Municipal Courts	108,400.00	Other Miscellaneous Revenues		Added and Omitted Taxes	297,644.06
PUBLIC SAFETY		Total		Total Taxes Levied - ABSTRACT	16,270,769.53
Fire Protection	222,692.00	Prior Years Surplus Appropriated		Total Taxes Billed	16,271,395.95
Police Protection	1,073,967.00	REVENUES		1984 TAXES COLLECTED	15,768,325.69
Civil Defense & Disaster Control	1,000.00	Reserve For Uncollected Taxes		1984 Taxes Cancelled, Abated or Adjusted	14,203.76
Environmental Inspection & Control	70,733.00	CAPITAL OUTLAY		Transfer to Tax Title Liens or Foreclosed	42,577.04
Other Public Safety		TOTAL		Balance Outstanding Dec. 31, 1984	446,289.46
PUBLIC WORKS				PRIOR YEARS TAXES OUTSTANDING	
Streets and Drainage	1,017,123.00	Public Enterprises		Balance January 1, 1984	503,694.05
Sewers and Sewage Processing		Recreation—Culture		Collected in 1984	463,841.05
Garbage and Trash Disposal	428,712.00	Public Works		Cancelled, Abated or Adjusted 1984	16,967.88
Public Buildings and Grounds	126,235.00	Buildings and Grounds		Transfers to Tax Title Liens or Foreclosed	12,058.34
Other Public Works	129,800.00	Library and Education		Balance December 31, 1984	10,826.78
HEALTH and WELFARE		Conservation		TAX TITLE LIENS OUTSTANDING	
Health Services Except Environmental	115,723.00	All Other		Balance January 1, 1984	136,760.34
Welfare-Public Assistance	12,920.00	CAPITAL DEBT AUTHORIZED, DECEMBER 31, 1984		Transfer From Taxes	56,920.31
Hospitals, Clinics, First Aid		ISSUED AND UNISSUED		Redeemed in 1984	42,643.93
Animal, Insect, & Rodent Control	15,569.00	GROSS DEBT		Cancelled, Abated or Adjusted (1984)	1,251.48
Other Welfare Services		NET DEBT		Transfers to Foreclosed Property	29,954.97
RECREATION and CONSERVATION				Balance December 31, 1984	119,830.27
Beaches and Boardwalks		SCHOOL		PROPERTY ACQUIRED BY DEED OR FORECLOSURE	
Parks, Playgrounds, Shade Trees	71,850.00	Self-liquidating		Balance January 1, 1984	511,505.03
Land Reclamation & Conservation	74,401.91	Other		Transfers From Taxes or Liens	29,954.97
Other Recreational Services	240,984.00	Total		Sale for Cash (1984)	9,000.00
EDUCATION (excluding schools)				Cancelled, Abated or Adjusted (1984)	
Libraries	234,116.00	ISSUED AND OUTSTANDING		Balance December 31, 1984	532,460.00
Other Educational Services		SCHOOL		CURRENT FINANCES DECEMBER 31, 1984	
STATUTORY EXPENDITURES		Self-Liquidating		ASSETS	
Pensions & F. I. C. A.	345,422.00	Other		Cash Dec. 31, 1984	2,718,034.61
Employee Fringe Benefits	295,846.00	Total		Taxes Receivable	457,116.24
Other Statutory Expenditures				Tax Title Liens	119,830.27
CETA And Other Public Employment Programs				Foreclosed Property	532,460.00
MUNICIPAL FUNCTIONS				Emergencies & Other Deferred Charges	64,268.55
CAPITAL IMPROVEMENTS				State and Federal Aid Receivable	
DEBT SERVICE				Other Receivables	459,160.45
Principal Payments	271,400.00			Total	4,350,870.12
Interest Payments	363,241.43			LIABILITIES, RESERVES, AND SURPLUS	
DEFERRED CHARGES				Cash Liabilities	1,420,589.98
SCHOOL, COUNTY, SPECIAL DISTRICT TAXES	123,922.57			Reserves for Receivables	1,568,566.96
RESERVE FOR UNCOLLECTED TAXES	675,747.14			Surplus Dec. 31, 1984	1,361,713.18
EXPENDITURES				Total	4,350,870.12
TOTAL	19,703,349.71				

1342

Population 1980 7,623
 Population 1984 7,398
 S & P Rating A+
 Moody Rating A1

General Tax Rate Per \$100. 2.50
 State Equalized Tax Rate 2.17

RUMSON BOROUGH - MONMOUTH CO.
Form of Government:
Borough Council
Number of Members on Governing Body - 6

PER CAPITA:
 Gross Debt 1,354.76
 Net Debt 1,037.40
 Debt Service 105.60
 Total Tax Levy 1,289.38
 Municipal Expenditures 539.48

PER CENT:
 Gross Debt 2.62
 Net Debt 2.00
 Tax Levy Collected 95.86
 Tax Levy Cancelled, Abated or Adjusted

EXPENDITURES		REVENUES-REALIZED		1984 PROPERTY TAX	
GENERAL GOVERNMENT				STATE EQUALIZED TAX RATE	
Governing Body & Public Boards		1984 Property Taxes Collected	9,132,444.59	Local District School Taxes .62	2,670,533.00
Municipal Clerk		1984 Payments in Lieu of Taxes		Regional & Consolidated School Tax .69	2,961,911.40
Financial Administration	15,925.00	Delinquent Tax & Lien Collections	332,019.55	School Taxes in Municipal Budget	
Assessment of Taxes	53,354.02	Business Personalty Replacement Taxes	31,458.08	County Taxes .48	2,062,655.45
Collection of Taxes	41,277.00	Taxes from Public Utilities	545,641.00	County Library Taxes .02	78,621.31
Planning, Housing & Development	26,486.32	Other Miscellaneous Tax Revenues		Local Municipal Purpose Taxes .35	1,495,129.95
Human Resources		State Aid Revenues	60,938.43	Veteran & Senior Citizen Taxes	62,550.00
Elections	1,700.00	Federal Aid Revenues	15,154.87	Total Taxes for Rate Computation 2.16	9,331,401.11
General Administration (other)	194,444.00	State and Local Fiscal Assistance Act Utilized	32,737.70	Special District Taxes	
JUDICIARY		Sale of Acquired Property		Bank Corp. Taxes	11,919.24
Municipal Courts	17,498.00	Other Miscellaneous Revenues	1,073,613.51	Added and Omitted Taxes	258,039.57
PUBLIC SAFETY		Total	11,224,007.73	Total Taxes Levied - ABSTRACT	9,538,809.92
Fire Protection	90,920.87	Prior Years Surplus Appropriated	573,700.00	Total Taxes Billed	9,526,890.68
Police Protection	564,048.70	REVENUES TOTAL	11,797,707.73	1984 TAXES COLLECTED	9,132,444.59
Civil Defense & Disaster Control	5,500.00	Reserve For Uncollected Taxes	638,823.57	1984 Taxes Cancelled, Abated or Adjusted	
Environmental Inspection & Control	43,680.00	CAPITAL OUTLAY TOTAL	195,526.29	Transfer to Tax Title Liens or Foreclosed	2,851.32
Other Public Safety		Public Enterprises		Balance Outstanding Dec. 31, 1984	391,594.77
PUBLIC WORKS		Recreation—Culture		PRIOR YEARS TAXES OUTSTANDING	
Streets and Drainage	408,570.31	Public Works	195,526.29	Balance January 1, 1984	413,344.92
Sewers and Sewage Processing	318,349.34	Buildings and Grounds		Collected in 1984	318,982.11
Garbage and Trash Disposal	130,790.00	Library and Education		Cancelled, Abated or Adjusted 1984	
Public Buildings and Grounds	58,125.00	Conservation		Transfers to Tax Title Liens or Foreclosed	
Other Public Works		All Other		Balance December 31, 1984	94,362.81
HEALTH and WELFARE		CAPITAL DEBT AUTHORIZED, DECEMBER 31, 1984		TAX TITLE LIENS OUTSTANDING	
Health Services Except Environmental	15,374.00	ISSUED AND UNISSUED		Balance January 1, 1984	13,037.44
Welfare-Public Assistance	4,650.00	School	1,630,875	Transfer From Taxes	2,851.32
Hospitals, Clinics, First Aid	1,500.00	Self-liquidating		Redeemed in 1984	13,037.44
Animal, Insect, & Rodent Control	20,408.00	Other	8,391,665	Cancelled, Abated or Adjusted (1984)	
Other Welfare Services		Total	10,022,540	Transfers to Foreclosed Property	
RECREATION and CONSERVATION		ISSUED AND OUTSTANDING		Balance December 31, 1984	2,851.32
Beaches and Boardwalks		School	1,280,375.57	PROPERTY ACQUIRED BY DEED OR FORECLOSURE	
Parks, Playgrounds, Shade Trees	32,579.24	Self-liquidating		Balance January 1, 1984	5,800.00
Land Reclamation & Conservation	55,275.00	Other	8,133,000.00	Transfers From Taxes or Liens	
Other Recreational Services	35,162.00	Total	9,413,875.57	Sale for Cash (1984)	
EDUCATION (excluding schools)		EQUALIZED VALUATION BASIS		Cancelled, Abated or Adjusted (1984)	
Libraries	28,100.00	FOR NET DEBT COMPUTATION	383,052,827	Balance December 31, 1984	5,800.00
Other Educational Services		REAL PROPERTY VALUATIONS		CURRENT FINANCES DECEMBER 31, 1984	
STATUTORY EXPENDITURES		Code Class # of Parcels % VAL'N		ASSETS	
Pensions & F. I. C. A.	247,734.35	1 Vacant Land 126 1.88	6,937,300.00	Cash Dec. 31, 1984	3,887,723.40
Employee Fringe Benefits	81,131.13	2 Residential 2329 92.51	341,668,000.00	Taxes Receivable	485,957.58
Other Statutory Expenditures		3 Farm		Tax Title Liens	2,851.32
CETA And Other Public Employment Programs		4a Commercial 71 4.98	18,404,100.00	Foreclosed Property	5,800.00
MUNICIPAL FUNCTIONS		4b Industrial		Emergencies & Other Deferred Charges	20,700.00
CAPITAL IMPROVEMENTS	*MEMO*	4c Apartments 7 .63	2,319,100.00	State and Federal Aid Receivable	1,930.10
DEBT SERVICE		Total 2533	369,328,500.00	Other Receivables	144,781.80
Principal Payments	335,000.00	Land Area 5.20 Sq. Miles		Total	4,549,244.20
Interest Payments	446,236.87	Net Valuation Taxable-Municipal	371,191,526	LIABILITIES, RESERVES, AND SURPLUS	
DEFERRED CHARGES		Net Valuation Taxable-County	383,394,661	Cash Liabilities	2,167,830.90
SCHOOL, COUNTY, SPECIAL DISTRICT TAXES	7,773,721.16	State Equalized Valuation	427,454,752	Reserves for Receivables	639,390.70
RESERVE FOR UNCOLLECTED TAXES		State Equalization Ratio	86.78	Surplus Dec. 31, 1984	1,742,022.60
EXPENDITURES				Total	4,549,244.20
TOTAL	11,764,780.88				

0430
Population 1980 9,461
Population 1984 9,415
S & P Rating
Moody Rating A

General Tax Rate Per \$100. 4.86
State Equalized Tax Rate 3.03

RUNNEMEDE BOROUGH - CAMDEN CO.
Form of Government:
Borough Council
Number of Members on Governing Body - 6

PER CAPITA:
Gross Debt 128.42
Net Debt 58.58
Debt Service 16.19
Totl Tax Levy 497.13
Municipal Expenditures 199.97

PER CENT:
Gross Debt .84
Net Debt .38
Tax Levy Collected 96.05
Tax Levy Cancelled, Abated or Adjusted

EXPENDITURES		REVENUES-REALIZED		1984 PROPERTY TAX	
GENERAL GOVERNMENT				STATE EQUALIZED TAX RATE	
Governing Body & Public Boards	19,577.00	1984 Property Taxes Collected		Local District School Taxes .98	1,504,556.01
Municipal Clerk		1984 Payments in Lieu of Taxes		Regional & Consolidated School Tax .54	827,429.23
Financial Administration	17,100.00	Delinquent Tax & Lien Collections		School Taxes in Municipal Budget	
Assessment of Taxes	7,400.00	Business Personalty Replacement Taxes		County Taxes 1.14	1,756,390.00
Collection of Taxes	42,880.00	Taxes from Public Utilities		County Library Taxes	
Planning, Housing & Development	10,463.10	Other Miscellaneous Tax Revenues		Local Municipal Purpose Taxes .37	575,000.00
Human Resources		State Aid Revenues		Veteran & Senior Citizen Taxes	159,900.00
Elections	5,063.48	Federal Aid Revenues		Total Taxes for Rate Computation 3.03	4,823,275.24
General Administration (other)	175,993.00	State and Local Fiscal Assistance Act Utilized		Special District Taxes	
JUDICIARY		Sale of Acquired Property		Bank Corp. Taxes	5,868.81
Municipal Courts	20,483.79	Other Miscellaneous Revenues		Added and Omitted Taxes	11,247.18
PUBLIC SAFETY		Total		Total Taxes Levied - ABSTRACT	4,680,491.23
Fire Protection	59,560.00	Prior Years Surplus Appropriated		Total Taxes Billed	4,674,622.42
Police Protection	375,595.14	REVENUES TOTAL		1984 TAXES COLLECTED	4,490,067.43
Civil Defense & Disaster Control	1,000.00	Reserve For Uncollected Taxes		1984 Taxes Cancelled, Abated or Adjusted	
Environmental Inspection & Control	13,750.00	CAPITAL OUTLAY TOTAL		Transfer to Tax Title Liens or Foreclosed	
Other Public Safety				Balance Outstanding Dec. 31, 1984	184,554.99
PUBLIC WORKS		Public Enterprises		PRIOR YEARS TAXES OUTSTANDING	
Streets and Drainage	228,059.92	Recreation—Culture		Balance January 1, 1984	173,019.33
Sewers and Sewage Processing		Public Works		Collected in 1984	151,318.74
Garbage and Trash Disposal	179,100.00	Buildings and Grounds		Cancelled, Abated or Adjusted 1984	
Public Buildings and Grounds	2,000.00	Library and Education		Transfers to Tax Title Liens or Foreclosed	
Other Public Works		Conservation		Balance December 31, 1984	21,700.59
HEALTH and WELFARE		All Other		TAX TITLE LIENS OUTSTANDING	
Health Services Except Environmental	4,200.00	CAPITAL DEBT AUTHORIZED, DECEMBER 31, 1984		Balance January 1, 1984	34,693.35
Welfare-Public Assistance	6,501.93	ISSUED AND UNISSUED GROSS DEBT NET DEBT		Transfer From Taxes	
Hospitals, Clinics, First Aid		School 657,524		Redeemed in 1984	16,076.07
Animal, Insect, & Rodent Control		Self-liquidating		Cancelled, Abated or Adjusted (1984)	
Other Welfare Services		Other 551,532		Transfers to Foreclosed Property	
RECREATION and CONSERVATION		Total 1,209,056		Balance December 31, 1984	18,617.28
Beaches and Boardwalks		ISSUED AND OUTSTANDING		PROPERTY ACQUIRED BY DEED OR	
Parks, Playgrounds, Shade Trees		School 657,524.03		FORECLOSURE	
Land Reclamation & Conservation		Self-Liquidating		Balance January 1, 1984	24,327.50
Other Recreational Services	40,725.00	Other 517,500.00		Transfers From Taxes or Liens	
EDUCATION (excluding schools)		Total 1,175,024.03		Sale for Cash (1984)	
Libraries	33,553.43	EQUALIZED VALUATION BASIS		Cancelled, Abated or Adjusted (1984)	
Other Educational Services		FOR NET DEBT COMPUTATION		Balance December 31, 1984	24,327.50
STATUTORY EXPENDITURES		REAL PROPERTY VALUATIONS		CURRENT FINANCES DECEMBER 31, 1984	
Pensions & F. I. C. A.	87,599.53	Code Class # of Parcels % VAL'N ASSESSED VALUATION		ASSETS	
Employee Fringe Benefits	40,000.00	1 Vacant Land 127 1.35 1,277,800.00		Cash Dec. 31, 1984	553,733.54
Other Statutory Expenditures	3,400.00	2 Residential 2422 74.17 70,023,400.00		Taxes Receivable	206,255.58
CETA And Other Public Employment Programs		3 Farm 11,825,900.00		Tax Title Liens	18,617.28
MUNICIPAL FUNCTIONS TOTAL	1,374,010.32	4a Commercial 162 12.53 11,825,900.00		Foreclosed Property	24,327.50
CAPITAL IMPROVEMENTS *MEMO*	5,000.00	4b Industrial 11 2.72 2,572,300.00		Emergencies & Other Deferred Charges	6,865.07
DEBT SERVICE		4c Apartments 27 9.23 8,715,700.00		State and Federal Aid Receivable	827.27
Principal Payments	108,900.00	Total 2749 94,415,100.00		Other Receivables	36,080.44
Interest Payments	43,573.51	Land Area 2.00 Sq. Miles		Total	846,706.68
DEFERRED CHARGES	39,718.04	Net Valuation Taxable-Municipal		LIABILITIES, RESERVES, AND SURPLUS	
SCHOOL, COUNTY, SPECIAL DISTRICT TAXES	4,088,375.24	Net Valuation Taxable-County		Cash Liabilities	172,032.38
RESERVE FOR UNCOLLECTED TAXES	316,483.35	State Equalized Valuation		Reserves for Receivables	285,280.80
EXPENDITURES TOTAL	5,971,060.46	State Equalization Ratio		Surplus Dec. 31, 1984	389,393.50
				Total	846,706.68

0256
Population 1980 19,068
Population 1984 18,770
S & P Rating
Moody Rating A1

General Tax Rate Per \$100. 4.49
State Equalized Tax Rate 2.51

RUTHERFORD BOROUGH – BERGEN CO.
Form of Government:
Borough Council
Number of Members on Governing Body – 6

PER CAPITA:
Gross Debt 246.14
Net Debt 193.71
Debt Service 27.03
Total Tax Levy 782.46
Municipal Expenditures 392.62

PER CENT:
Gross Debt .87
Net Debt .69
Tax Levy Collected 98.22
Tax Levy Cancelled, Abated or Adjusted .43

EXPENDITURES		REVENUES-REALIZED		1984 PROPERTY TAX	
GENERAL GOVERNMENT				STATE EQUALIZED TAX RATE	
Governing Body & Public Boards				Local District School Taxes 1.34	7,815,804.50
Municipal Clerk				Regional & Consolidated School Tax	
Financial Administration 11,200.00		1984 Property Taxes Collected 14,384,854.99		School Taxes in Municipal Budget	
Assessment of Taxes 46,133.00		1984 Payments in Lieu of Taxes 1,841.55		County Taxes .36	2,074,592.08
Collection of Taxes 102,235.00		Delinquent Tax & Lien Collections 199,263.99		County Library Taxes	
Planning, Housing & Development 5,870.00		Business Personality Replacement Taxes 157,259.64		Local Municipal Purpose Taxes .81	4,712,236.68
Human Resources 200.00		Taxes from Public Utilities 934,898.00		Veteran & Senior Citizen Taxes	193,550.00
Elections		Other Miscellaneous Tax Revenues		Total Taxes for Rate Computation 2.51	14,796,183.26
General Administration (other) 729,477.00		State Aid Revenues 201,997.76		Special District Taxes	
JUDICIARY		Federal Aid Revenues		Bank Corp. Taxes	64,776.28
Municipal Courts 104,273.00		State and Local Fiscal Assistance Act Utilized 215,253.00		Added and Omitted Taxes	19,293.20
PUBLIC SAFETY		Sale of Acquired Property		Total Taxes Levied - ABSTRACT	14,686,702.74
Fire Protection 193,655.00		Other Miscellaneous Revenues		Total Taxes Billed	14,646,143.60
Police Protection 1,776,321.00		Total 16,877,317.48		1984 TAXES COLLECTED	14,384,854.99
Civil Defense & Disaster Control 550.00		Prior Years Surplus Appropriated 300,000.00		1984 Taxes Cancelled, Abated or Adjusted	63,474.69
Environmental Inspection & Control 51,476.00		REVENUES TOTAL 17,177,317.48		Transfer to Tax Title Liens or Foreclosed	1,760.08
Other Public Safety		Reserve For Uncollected Taxes 362,250.00		Balance Outstanding Dec. 31, 1984	196,053.84
PUBLIC WORKS		CAPITAL OUTLAY TOTAL 544,613.33		PRIOR YEARS TAXES OUTSTANDING	
Streets and Drainage 572,354.00				Balance January 1, 1984	212,871.12
Sewers and Sewage Processing 265,297.81		Public Enterprises		Collected in 1984	190,300.68
Garbage and Trash Disposal 498,714.00		Recreation—Culture	76,643.10	Cancelled, Abated or Adjusted 1984	22,563.59
Public Buildings and Grounds 79,806.00		Public Works 370,401.95		Transfers to Tax Title Liens or Foreclosed	
Other Public Works 124,000.00		Buildings and Grounds 95,811.89		Balance December 31, 1984	6.85
HEALTH and WELFARE		Library and Education 1,756.39		TAX TITLE LIENS OUTSTANDING	
Health Services Except Environmental		Conservation		Balance January 1, 1984	14,637.55
Welfare-Public Assistance 21,220.00		All Other		Transfer From Taxes	1,760.08
Hospitals, Clinics, First Aid		CAPITAL DEBT AUTHORIZED, DECEMBER 31, 1984		Redeemed in 1984	8,963.31
Animal, Insect, & Rodent Control		ISSUED AND UNISSUED GROSS DEBT NET DEBT		Cancelled, Abated or Adjusted (1984)	
Other Welfare Services		School 984,000		Transfers to Foreclosed Property	
RECREATION and CONSERVATION		Self-liquidating		Balance December 31, 1984	7,434.32
Beaches and Boardwalks		Other 3,636,000	3,636,000	PROPERTY ACQUIRED BY DEED OR	
Parks, Playgrounds, Shade Trees		Total 4,620,000	3,636,000	FORECLOSURE	
Land Reclamation & Conservation				Balance January 1, 1984	10,925.00
Other Recreational Services 195,194.00		ISSUED AND OUTSTANDING		Transfers From Taxes or Liens	
EDUCATION (excluding schools)		School 984,000.00		Sale for Cash (1984)	
Libraries		Self-Liquidating		Cancelled, Abated or Adjusted (1984)	
Other Educational Services 3,750.00		Other 3,200,000.00		Balance December 31, 1984	10,925.00
STATUTORY EXPENDITURES		Total 4,184,000.00		CURRENT FINANCES DECEMBER 31, 1984	
Pensions & F. I. C. A. 619,846.82		EQUALIZED VALUATION BASIS		ASSETS	
Employee Fringe Benefits 300,250.00		FOR NET DEBT COMPUTATION	528,534,068	Cash Dec. 31, 1984	637,017.89
Other Statutory Expenditures		REAL PROPERTY VALUATIONS		Taxes Receivable	196,060.69
CETA And Other Public Employment Programs		Code Class # of Parcels % VAL'N		Tax Title Liens	7,434.32
MUNICIPAL FUNCTIONS TOTAL 6,397,310.59		1 Vacant Land 156 2.70	8,589,600.00	Foreclosed Property	10,925.00
CAPITAL IMPROVEMENTS *MEMO* 250,000.00		2 Residential 4679 72.09	229,099,940.00	Emergencies & Other Deferred Charges	20,000.00
DEBT SERVICE		3 Farm		State and Federal Aid Receivable	3,551.40
Principal Payments 275,000.00		4a Commercial 216 9.19	29,211,200.00	Other Receivables	15,373.96
Interest Payments 232,345.00		4b Industrial 28 11.76	37,358,875.00	Total	890,363.26
		4c Apartments 39 4.25	13,521,400.00	LIABILITIES, RESERVES, AND SURPLUS	
		Total 5118	317,781,015.00	Cash Liabilities	482,338.66
DEFERRED CHARGES 102,661.10		Land Area 2.60 Sq. Miles		Reserves for Receivables	226,620.01
SCHOOL, COUNTY, SPECIAL DISTRICT TAXES 9,890,396.58		Net Valuation Taxable-Municipal	325,676,741	Surplus Dec. 31, 1984	181,404.59
RESERVE FOR UNCOLLECTED TAXES 362,250.00		Net Valuation Taxable-County	551,738,667	Total	890,363.26
EXPENDITURES TOTAL 17,259,963.27		State Equalized Valuation	576,186,642		
		State Equalization Ratio	55.92		

0257
Population 1980 14,084
Population 1984 13,902
S & P Rating
Moody Rating A1

General Tax Rate Per \$100. 2.53
State Equalized Tax Rate 1.69

SADDLE BROOK TWP. - BERGEN CO.
Form of Government:
Mayor-Council Plan B (OMCL 50)
Number of Members on Governing Body - 7

PER CAPITA:
Gross Debt 308.38
Net Debt 285.94
Debt Service 39.70
Total Tax Levy 729.53
Municipal Expenditures 332.31
PER CENT:
Gross Debt .77
Net Debt .72
Tax Levy Collected 97.07
Tax Levy Cancelled, Abated or Adjusted .75

EXPENDITURES		REVENUES-REALIZED		1984 PROPERTY TAX	
GENERAL GOVERNMENT		STATE EQUALIZED TAX RATE		STATE EQUALIZED TAX RATE	
Governing Body & Public Boards	26,763.04	1984 Property Taxes Collected	9,339,149.50	Local District School Taxes .96	5,732,830.11
Municipal Clerk	43,749.00	1984 Payments in Lieu of Taxes		Regional & Consolidated School Tax	
Financial Administration	67,435.00	Delinquent Tax & Lien Collections	165,181.50	School Taxes in Municipal Budget	
Assessment of Taxes	25,396.00	Business Personalty Replacement Taxes	362,886.68	County Taxes .37	2,214,841.06
Collection of Taxes	27,718.00	Taxes from Public Utilities	1,154,224.62	County Library Taxes	
Planning, Housing & Development	3,269.00	Other Miscellaneous Tax Revenues		Local Municipal Purpose Taxes .36	2,128,672.30
Human Resources		State Aid Revenues	157,278.82	Veteran & Senior Citizen Taxes	207,700.00
Elections	10,775.84	Federal Aid Revenues		Total Taxes for Rate Computation 1.69	10,284,043.47
General Administration (other)	396,548.78	State and Local Fiscal Assistance Act Utilized	103,865.57	Special District Taxes	
JUDICIARY		Sale of Acquired Property		Bank Corp. Taxes	21,761.82
Municipal Courts	49,775.00	Other Miscellaneous Revenues	387,196.30	Added and Omitted Taxes	43,797.42
PUBLIC SAFETY		Total	12,169,782.99	Total Taxes Levied - ABSTRACT	10,141,902.71
Fire Protection	62,700.00	Prior Years Surplus Appropriated	304,725.00	Total Taxes Billed	10,136,493.06
Police Protection	1,092,467.57	REVENUES TOTAL	12,474,507.99	1984 TAXES COLLECTED	9,839,149.50
Civil Defense & Disaster Control	4,563.00	Reserve For Uncollected Taxes	312,059.00	1984 Taxes Cancelled, Abated or Adjusted	75,644.53
Environmental Inspection & Control	41,345.19	CAPITAL OUTLAY	1,004,678.89	Transfer to Tax Title Liens or Foreclosed	7,776.12
Other Public Safety	2,000.00	TOTAL		Balance Outstanding Dec. 31, 1984	213,922.91
PUBLIC WORKS		Public Enterprises		PRIOR YEARS TAXES OUTSTANDING	
Streets and Drainage	344,677.09	Recreation—Culture		Balance January 1, 1984	106,905.61
Sewers and Sewage Processing	246,513.00	Public Works	590,234.32	Collected in 1984	80,791.18
Garbage and Trash Disposal	435,490.00	Buildings and Grounds	414,394.57	Cancelled, Abated or Adjusted 1984	24,471.33
Public Buildings and Grounds	19,059.00	Library and Education		Transfers to Tax Title Liens or Foreclosed	1,637.50
Other Public Works	54,735.00	Conservation		Balance December 31, 1984	5.60
HEALTH and WELFARE		All Other		TAX TITLE LIENS OUTSTANDING	
Health Services Except Environmental	29,090.75	CAPITAL DEBT AUTHORIZED, DECEMBER 31, 1984		Balance January 1, 1984	104,994.18
Welfare-Public Assistance	2,657.26	ISSUED AND UNISSUED		Transfer From Taxes	9,642.03
Hospitals, Clinics, First Aid		SCHOOL	158,000	Redeemed in 1984	83,390.32
Animal, Insect, & Rodent Control	2,698.00	Self-liquidating	85,550	Cancelled, Abated or Adjusted (1984)	
Other Welfare Services		Other	4,043,569	Transfers to Foreclosed Property	
RECREATION and CONSERVATION		Total	4,287,119	Balance December 31, 1984	30,245.89
Beaches and Boardwalks		ISSUED AND OUTSTANDING		PROPERTY ACQUIRED BY DEED OR FORECLOSURE	
Parks, Playgrounds, Shade Trees		SCHOOL	158,000.00	Balance January 1, 1984	163,649.00
Land Reclamation & Conservation		Self-Liquidating	20,000.00	Transfers From Taxes or Liens	
Other Recreational Services	46,950.00	Other	3,955,910.00	Sale for Cash (1984)	
EDUCATION (excluding schools)		Total	4,133,910.00	Cancelled, Abated or Adjusted (1984)	
Libraries	125,525.61	EQUALIZED VALUATION BASIS		Balance December 31, 1984	163,649.00
Other Educational Services		FOR NET DEBT COMPUTATION	555,521,721	CURRENT FINANCES DECEMBER 31, 1984	
STATUTORY EXPENDITURES		REAL PROPERTY VALUATIONS		ASSETS	
Pensions & F. I. C. A.	262,970.54	Code Class # of Parcels % VAL'N		Cash Dec. 31, 1984	730,876.48
Employee Fringe Benefits	162,334.12	1 Vacant Land 139 2.00	7,780,900.00	Taxes Receivable	213,928.51
Other Statutory Expenditures		2 Residential 3775 57.77	225,096,220.00	Tax Title Liens	30,245.89
CETA And Other Public Employment Programs		3 Farm		Foreclosed Property	163,649.00
MUNICIPAL FUNCTIONS	3,577,205.79	4a Commercial 113 19.71	76,801,300.00	Emergencies & Other Deferred Charges	21,135.00
CAPITAL IMPROVEMENTS	23,000.00	4b Industrial 90 18.73	72,981,900.00	State and Federal Aid Receivable	
DEBT SERVICE		4c Apartments 4 1.79	6,977,500.00	Other Receivables	65,895.93
Principal Payments	346,125.00	Total	389,637,820.00	Total	1,225,730.81
Interest Payments	205,719.26	Land Area 2.70 Sq. Miles		LIABILITIES, RESERVES, AND SURPLUS	
DEFERRED CHARGES	178,675.38	Net Valuation Taxable-Municipal	391,964,947	Cash Liabilities	284,752.53
SCHOOL, COUNTY, SPECIAL DISTRICT TAXES	7,947,671.17	Net Valuation Taxable-County	594,304,525	Reserves for Receivables	455,419.33
RESERVE FOR UNCOLLECTED TAXES	312,059.00	State Equalized Valuation	595,886,561	Surplus Dec. 31, 1984	485,558.95
EXPENDITURES	12,567,455.60	State Equalization Ratio	65.65	Total	1,225,730.81

0258
Population 1980 2,763
Population 1984 2,865
S & P Rating
Moody Rating

General Tax Rate Per \$100. .98
State Equalized Tax Rate .92

SADDLE RIVER BOROUGH – BERGEN CO.
Form of Government:
Borough Council
Number of Members on Governing Body – 6

PER CAPITA:
Gross Debt 193.82
Net Debt 188.59
Debt Service 33.41
Total Tax Levy 1,259.59
Municipal Expenditures 593.42
PER CENT:
Gross Debt .17
Net Debt .16
Tax Levy Collected 95.69
Tax Levy Cancelled, Abated or Adjusted .27

EXPENDITURES		REVENUES-REALIZED		1984 PROPERTY TAX	
GENERAL GOVERNMENT				STATE EQUALIZED TAX RATE .41	
Governing Body & Public Boards		1984 Property Taxes Collected	3,445,765.92	Local District School Taxes	1,583,975.50
Municipal Clerk		1984 Payments in Lieu of Taxes		Regional & Consolidated School Tax	
Financial Administration	23,000.00	Delinquent Tax & Lien Collections	148,403.52	School Taxes in Municipal Budget	
Assessment of Taxes	10,400.00	Business Personalty Replacement Taxes	4,954.92	County Taxes	1,292,431.25
Collection of Taxes	22,500.00	Taxes from Public Utilities	354,600.00	County Library Taxes	
Planning, Housing & Development	12,200.00	Other Miscellaneous Tax Revenues		Local Municipal Purpose Taxes	664,363.92
Human Resources	650.00	State Aid Revenues	16,550.18	Veteran & Senior Citizen Taxes	14,150.00
Elections		Federal Aid Revenues		Total Taxes for Rate Computation	3,554,920.67
General Administration (other)	176,800.00	State and Local Fiscal Assistance Act Utilized	10,840.00	Special District Taxes	
JUDICIARY		Sale of Acquired Property		Bank Corp. Taxes	10,574.58
Municipal Courts	20,275.00	Other Miscellaneous Revenues	274,134.67	Added and Omitted Taxes	57,377.66
PUBLIC SAFETY		Total	4,255,249.21	Total Taxes Levied - ABSTRACT	3,608,722.91
Fire Protection	42,500.00	Prior Years Surplus Appropriated	550,000.00	Total Taxes Billed	3,600,956.00
Police Protection	471,000.00	REVENUES TOTAL	4,805,249.21	1984 TAXES COLLECTED	3,445,765.92
Civil Defense & Disaster Control	100.00	Reserve For Uncollected Taxes	320,791.04	1984 Taxes Cancelled, Abated or Adjusted	9,660.48
Environmental Inspection & Control	41,350.00	CAPITAL OUTLAY TOTAL	67,755.49	Transfer to Tax Title Liens or Foreclosed	
Other Public Safety		Public Enterprises		Balance Outstanding Dec. 31, 1984	145,529.60
PUBLIC WORKS		Recreation—Culture	6,346.50	PRIOR YEARS TAXES OUTSTANDING	
Streets and Drainage	91,300.00	Public Works	58,363.99	Balance January 1, 1984	150,383.49
Sewers and Sewage Processing	169,300.00	Buildings and Grounds	3,045.00	Collected in 1984	148,403.52
Garbage and Trash Disposal	49,600.00	Library and Education		Cancelled, Abated or Adjusted 1984	1,979.97
Public Buildings and Grounds	6,000.00	Conservation		Transfers to Tax Title Liens or Foreclosed	
Other Public Works		All Other		Balance December 31, 1984	
HEALTH and WELFARE		CAPITAL DEBT AUTHORIZED, DECEMBER 31, 1984		TAX TITLE LIENS OUTSTANDING	
Health Services Except Environmental	10,310.00	ISSUED AND UNISSUED		Balance January 1, 1984	
Welfare-Public Assistance	500.00	School	15,000	Transfer From Taxes	
Hospitals, Clinics, First Aid	2,000.00	Self-liquidating		Redeemed in 1984	
Animal, Insect, & Rodent Control		Other	540,300	Cancelled, Abated or Adjusted (1984)	
Other Welfare Services		Total	555,300	Transfers to Foreclosed Property	
RECREATION and CONSERVATION		ISSUED AND OUTSTANDING		Balance December 31, 1984	
Beaches and Boardwalks		School	15,000.00	PROPERTY ACQUIRED BY DEED OR FORECLOSURE	
Parks, Playgrounds, Shade Trees	8,600.00	Self-Liquidating		Balance January 1, 1984	
Land Reclamation & Conservation	4,360.00	Other	492,800.00	Transfers From Taxes or Liens	
Other Recreational Services	600.00	Total	507,800.00	Sale for Cash (1984)	
EDUCATION (excluding schools)		EQUALIZED VALUATION BASIS FOR NET DEBT COMPUTATION	336,275,292	Cancelled, Abated or Adjusted (1984)	
Libraries		REAL PROPERTY VALUATIONS		Balance December 31, 1984	
Other Educational Services	600.00	Code Class # of Parcels % VAL'N		CURRENT FINANCES DECEMBER 31, 1984	
STATUTORY EXPENDITURES		1 Vacant Land 236 10.68	38,488,400.00	ASSETS	
Pensions & F. I. C. A.	98,200.00	2 Residential 923 87.60	315,687,000.00	Cash Dec. 31, 1984	1,235,510.23
Employee Fringe Benefits	21,000.00	3 Farm 23 .64	2,293,500.00	Taxes Receivable	145,529.60
Other Statutory Expenditures		4a Commercial 14 1.08	3,900,700.00	Tax Title Liens	
CETA And Other Public Employment Programs		4b Industrial		Foreclosed Property	
MUNICIPAL FUNCTIONS TOTAL	1,283,645.00	4c Apartments		Emergencies & Other Deferred Charges	
CAPITAL IMPROVEMENTS *MEMO*	70,000.00	Total	360,369,600.00	State and Federal Aid Receivable	
DEBT SERVICE		Land Area 4.90 Sq. Miles		Other Receivables	5,042.76
Principal Payments	62,300.00	Net Valuation Taxable-Municipal	361,589,626	Total	1,386,082.59
Interest Payments	33,414.65	Net Valuation Taxable-County	342,322,999	LIABILITIES, RESERVES, AND SURPLUS	
DEFERRED CHARGES		State Equalized Valuation	383,818,603	Cash Liabilities	529,689.46
SCHOOL, COUNTY, SPECIAL DISTRICT TAXES	2,876,406.75	State Equalization Ratio	94.19	Reserves for Receivables	150,572.36
RESERVE FOR UNCOLLECTED TAXES	320,791.04			Surplus Dec. 31, 1984	705,820.77
EXPENDITURES TOTAL	4,576,557.44			Total	1,386,082.59

1712
 Population 1980 6,959
 Population 1984 7,032
 S & P Rating
 Moody Rating BAA1
 General Tax Rate Per \$100. 4.10
 State Equalized Tax Rate 3.31

SALEM CITY – SALEM COUNTY
Form of Government:
Special Charter (P.L. 1858 c. 65)
Number of Members on Governing Body – 9

PER CAPITA:
 Gross Debt 727.67
 Net Debt 173.68
 Debt Service 69.77
 Total Tax Levy 307.03
 Municipal Expenditures 365.78
 PER CENT:
 Gross Debt 8.25
 Net Debt 1.97
 Tax Levy Collected 85.69
 Tax Levy Cancelled, Abated or Adjusted 1.14

EXPENDITURES		REVENUES-REALIZED		1984 PROPERTY TAX	
GENERAL GOVERNMENT				STATE EQUALIZED TAX RATE	
Governing Body & Public Boards		1984 Property Taxes Collected	1,829,923.23	Local District School Taxes	1.20 770,000.00
Municipal Clerk		1984 Payments in Lieu of Taxes		Regional & Consolidated School Tax	
Financial Administration	39,797.68	Delinquent Tax & Lien Collections	287,925.24	School Taxes in Municipal Budget	.18 118,776.45
Assessment of Taxes	26,974.62	Business Personalty Replacement Taxes	237,464.80	County Taxes	.96 616,040.77
Collection of Taxes	22,498.89	Taxes from Public Utilities	457,982.58	County Library Taxes	
Planning, Housing & Development	39,554.59	Other Miscellaneous Tax Revenues		Local Municipal Purpose Taxes	.97 625,239.11
Human Resources	8,500.00	State Aid Revenues	582,848.39	Veteran & Senior Citizen Taxes	
Elections		Federal Aid Revenues		Total Taxes for Rate Computation	3.31 2,192,756.33
General Administration (other)	169,611.46	State and Local Fiscal Assistance Act Utilized	33,188.57	Special District Taxes	
JUDICIARY		Sale of Acquired Property		Bank Corp. Taxes	23,526.25
Municipal Courts	42,833.13	Other Miscellaneous Revenues	305,686.35	Added and Omitted Taxes	5,432.95
PUBLIC SAFETY		Total	3,735,019.66	Total Taxes Levied - ABSTRACT	2,159,015.53
Fire Protection	56,379.95	Prior Years Surplus Appropriated	306,000.00	Total Taxes Billed	2,135,469.77
Police Protection	661,059.06	REVENUES TOTAL	4,041,019.66	1984 TAXES COLLECTED	1,829,923.23
Civil Defense & Disaster Control	2,244.99	Reserve For Uncollected Taxes	320,124.38	1984 Taxes Cancelled, Abated or Adjusted	24,426.68
Environmental Inspection & Control	10,629.99			Transfer to Tax Title Liens or Foreclosed	12,233.70
Other Public Safety		CAPITAL OUTLAY TOTAL	66,053.16	Balance Outstanding Dec. 31, 1984	268,886.16
PUBLIC WORKS				PRIOR YEARS TAXES OUTSTANDING	
Streets and Drainage	282,803.99	Public Enterprises	14,670.27	Balance January 1, 1984	278,976.32
Sewers and Sewage Processing		Recreation—Culture	3,000.00	Collected in 1984	277,717.14
Garbage and Trash Disposal	79,286.43	Public Works	14,000.91	Cancelled, Abated or Adjusted 1984	
Public Buildings and Grounds	23,998.53	Buildings and Grounds	34,049.48	Transfers to Tax Title Liens or Foreclosed	
Other Public Works		Library and Education		Balance December 31, 1984	1,259.18
HEALTH and WELFARE		Conservation	337.50	TAX TITLE LIENS OUTSTANDING	
Health Services Except Environmental	1,384.00	All Other		Balance January 1, 1984	24,001.96
Welfare-Public Assistance	8,639.54	CAPITAL DEBT AUTHORIZED, DECEMBER 31, 1984		Transfer From Taxes	12,818.03
Hospitals, Clinics, First Aid	1,000.00	ISSUED AND UNISSUED		Redeemed in 1984	10,208.10
Animal, Insect, & Rodent Control	2,000.00	GROSS DEBT	3,240,000	Cancelled, Abated or Adjusted (1984)	
Other Welfare Services		NET DEBT	21,301	Transfers to Foreclosed Property	
RECREATION and CONSERVATION		School	676,967	Balance December 31, 1984	26,611.89
Beaches and Boardwalks		Self-liquidating	1,200,000	PROPERTY ACQUIRED BY DEED OR FORECLOSURE	
Parks, Playgrounds, Shade Trees	33,588.00	Other	1,221,301	Balance January 1, 1984	174,750.00
Land Reclamation & Conservation		Total	5,116,967	Transfers From Taxes or Liens	
Other Recreational Services	2,000.00	ISSUED AND OUTSTANDING		Sale for Cash (1984)	
EDUCATION (excluding schools)		School	3,240,000.00	Cancelled, Abated or Adjusted (1984)	
Libraries	65,000.00	Self-Liquidating	667,000.00	Balance December 31, 1984	174,750.00
Other Educational Services		Other	1,200,000.00	CURRENT FINANCES DECEMBER 31, 1984	
STATUTORY EXPENDITURES		Total	5,107,000.00	ASSETS	
Pensions & F. I. C. A.	135,386.20	EQUALIZED VALUATION BASIS		Cash Dec. 31, 1984	1,120,859.05
Employee Fringe Benefits	46,307.90	FOR NET DEBT COMPUTATION	62,042,471	Taxes Receivable	270,145.34
Other Statutory Expenditures		REAL PROPERTY VALUATIONS		Tax Title Liens	26,611.89
CETA And Other Public Employment Programs		Code Class # of Parcels % VAL'N		Foreclosed Property	174,750.00
MUNICIPAL FUNCTIONS		1 Vacant Land 218 .96	469,875.00	Emergencies & Other Deferred Charges	
CAPITAL IMPROVEMENTS	*MEMO*	2 Residential 1617 53.58	26,148,400.00	State and Federal Aid Receivable	
DEBT SERVICE		3 Farm 13 .28	135,450.00	Other Receivables	11,775.92
Principal Payments	231,000.00	4a Commercial 169 27.90	13,616,100.00	Total	1,604,142.20
Interest Payments	259,594.55	4b Industrial 16 10.03	4,896,100.00	LIABILITIES, RESERVES, AND SURPLUS	
TYPE I SCHL DEBT *MEMO*	490,594.55	4c Apartments 7 7.25	3,536,925.00	Cash Liabilities	544,379.74
DEFERRED CHARGES		Total 2040	48,802,850.00	Reserves for Receivables	483,283.15
SCHOOL, COUNTY, SPECIAL DISTRICT TAXES	1,504,817.22	Land Area 2.70 Sq. Miles		Surplus Dec. 31, 1984	576,479.31
RESERVE FOR UNCOLLECTED TAXES	320,124.38	Net Valuation Taxable-Municipal	51,952,116	Total	1,604,142.20
EXPENDITURES TOTAL	4,077,015.10	Net Valuation Taxable-County	76,668,786		
		State Equalized Valuation	63,658,998		
		State Equalization Ratio	80.68		

1917
Population 1980 1,485
Population 1984 1,553
S & P Rating
Moody Rating

General Tax Rate Per \$100.
3.79
State Equalized Tax Rate
2.11

SANDYSTON TOWNSHIP - SUSSEX CO.
Form of Government:
Township Committee
Number of Members on Governing Body - 3

PER CAPITA:
Gross Debt 313.31
Net Debt
Debt Service
Total Tax Levy 734.68
Municipal Expenditures 265.22
PER CENT:
Gross Debt .94
Net Debt
Tax Levy Collected 91.56
Tax Levy Cancelled, Abated or Adjusted .02

EXPENDITURES		REVENUES-REALIZED		1984 PROPERTY TAX	
GENERAL GOVERNMENT				STATE EQUALIZED TAX RATE →	
Governing Body & Public Boards		1984 Property Taxes Collected	1,046,764.31	Local District School Taxes	
Municipal Clerk		1984 Payments in Lieu of Taxes		Regional & Consolidated School Tax 1.52	816,854.47
Financial Administration	11,800.00	Delinquent Tax & Lien Collections	103,476.08	School Taxes in Municipal Budget	
Assessment of Taxes	10,200.00	Business Personalty Replacement Taxes	14,602.94	County Taxes .55 *	299,120.63
Collection of Taxes	15,500.00	Taxes from Public Utilities	126,636.82	County Library Taxes .03	17,731.32
Planning, Housing & Development	6,549.98	Other Miscellaneous Tax Revenues	1,036.20	Local Municipal Purpose Taxes	
Human Resources		State Aid Revenues	9,202.03	Veteran & Senior Citizen Taxes	26,850.00
Elections		Federal Aid Revenues		Total Taxes for Rate Computation 2.10	1,160,556.42
General Administration (other)	52,514.88	State and Local Fiscal Assistance Act Utilized	13,940.00	Special District Taxes	
JUDICIARY		Sale of Acquired Property		Bank Corp. Taxes	
Municipal Courts	16,550.00	Other Miscellaneous Revenues	123,069.81	Added and Omitted Taxes	7,255.10
PUBLIC SAFETY		Total	1,438,723.09	Total Taxes Levied - ABSTRACT	1,140,961.52
Fire Protection	17,450.00	Prior Years Surplus Appropriated	160,000.00	Total Taxes Billed	1,143,274.82
Police Protection	3,500.00	REVENUES TOTAL	1,598,728.09	1984 TAXES COLLECTED	1,046,764.31
Civil Defense & Disaster Control	50.00	Reserve For Uncollected Taxes	124,005.47	1984 Taxes Cancelled, Abated or Adjusted	227.40
Environmental Inspection & Control	8,800.00	CAPITAL OUTLAY TOTAL	29,758.00	Transfer to Tax Title Liens or Foreclosed	9,944.23
Other Public Safety		Public Enterprises		Balance Outstanding Dec. 31, 1984	86,338.88
PUBLIC WORKS		Recreation—Culture		PRIOR YEARS TAXES OUTSTANDING	
Streets and Drainage	92,940.00	Public Works	19,305.50	Balance January 1, 1984	86,581.47
Sewers and Sewage Processing		Buildings and Grounds	10,452.50	Collected in 1984	80,325.24
Garbage and Trash Disposal	10,000.00	Library and Education		Cancelled, Abated or Adjusted 1984	98.63
Public Buildings and Grounds		Conservation		Transfers to Tax Title Liens or Foreclosed	3,529.99
Other Public Works		All Other		Balance December 31, 1984	2,627.61
HEALTH and WELFARE		CAPITAL DEBT AUTHORIZED, DECEMBER 31, 1984		TAX TITLE LIENS OUTSTANDING	
Health Services Except Environmental	14,200.00	ISSUED AND UNISSUED GROSS DEBT		Balance January 1, 1984	32,234.24
Welfare-Public Assistance	2,235.15	School 486,573		Transfer From Taxes	13,809.33
Hospitals, Clinics, First Aid	3,000.00	Self-liquidating		Redeemed in 1984	23,150.84
Animal, Insect, & Rodent Control	4,691.70	Other		Cancelled, Abated or Adjusted (1984)	
Other Welfare Services		Total 486,573		Transfers to Foreclosed Property	
RECREATION and CONSERVATION		ISSUED AND OUTSTANDING		Balance December 31, 1984	22,892.73
Beaches and Boardwalks		School 486,573.72		PROPERTY ACQUIRED BY DEED OR	
Parks, Playgrounds, Shade Trees		Self-liquidating		FORECLOSURE	
Land Reclamation & Conservation	1,500.00	Other		Balance January 1, 1984	73,700.00
Other Recreational Services		Total 486,573.72		Transfers From Taxes or Liens	
EDUCATION (excluding schools)		EQUALIZED VALUATION BASIS		Sale for Cash (1984)	
Libraries		FOR NET DEBT COMPUTATION	51,980,604	Cancelled, Abated or Adjusted (1984)	
Other Educational Services		REAL PROPERTY VALUATIONS		Balance December 31, 1984	73,700.00
STATUTORY EXPENDITURES		Code Class # of Parcels % VAL'N ASSESSED VALUATION		CURRENT FINANCES DECEMBER 31, 1984	
Pensions & F. I. C. A.	12,415.56	1 Vacant Land 315 9.83	2,923,300.00	ASSETS	
Employee Fringe Benefits		2 Residential 712 71.60	21,283,350.00	Cash Dec. 31, 1984	364,234.64
Other Statutory Expenditures	2,000.00	3 Farm 197 9.57	2,844,100.00	Taxes Receivable	88,966.49
CETA And Other Public Employment Programs		4a Commercial 46 7.92	2,354,400.00	Tax Title Liens	22,892.73
MUNICIPAL FUNCTIONS TOTAL	285,897.27	4b Industrial 5 1.08	320,800.00	Foreclosed Property	73,700.00
CAPITAL IMPROVEMENTS *MEMO*	51,308.85	Total 12.75	29,725,950.00	Emergencies & Other Deferred Charges	2,267.27
DEBT SERVICE		Land Area 41.40 Sq. Miles		State and Federal Aid Receivable	
Principal Payments		Net Valuation Taxable-Municipal	29,964,792	Other Receivables	2,684.92
Interest Payments		Net Valuation Taxable-County	52,507,172	Total	554,746.05
DEFERRED CHARGES	1,990.56	State Equalized Valuation	53,722,019	LIABILITIES, RESERVES, AND SURPLUS	
SCHOOL, COUNTY, SPECIAL DISTRICT TAXES	1,133,706.42	State Equalization Ratio	55.58	Cash Liabilities	82,565.29
RESERVE FOR UNCOLLECTED TAXES	124,005.47			Reserves for Receivables	188,244.14
EXPENDITURES TOTAL	1,545,599.72			Surplus Dec. 31, 1984	283,936.62
				Total	554,746.05

1219
 Population 1980 **29,969**
 Population 1984 **30,843**
 S & P Rating **A+**
 Moody Rating **AAA**

General Tax Rate Per \$100. **2.97**
 State Equalized Tax Rate **2.10**

SAYREVILLE BOROUGH - MIDDLESEX CO.
Form of Government:
Borough Council
Number of Members on Governing Body - 6

PER CAPITA:
 Gross Debt **789.07**
 Net Debt **567.02**
 Debt Service **87.66**
 Total Tax Levy **592.25**
 Municipal Expenditures **523.38**

PER CENT:
 Gross Debt **2.92**
 Net Debt **2.10**
 Tax Levy Collected **97.99**
 Tax Levy Cancelled, Abated or Adjusted **.06**

EXPENDITURES		REVENUES-REALIZED		1984 PROPERTY TAX	
GENERAL GOVERNMENT				STATE EQUALIZED TAX RATE	
Governing Body & Public Boards		1984 Property Taxes Collected	17,921,730.03	Local District School Taxes 1.46	12,595,749.00
Municipal Clerk		1984 Payments in Lieu of Taxes		Regional & Consolidated School Tax	
Financial Administration	217,700.00	Delinquent Tax & Lien Collections	507,589.44	School Taxes in Municipal Budget	
Assessment of Taxes	696,100.00	Business Personalty Replacement Taxes	1,449,161.68	County Taxes .63	5,428,621.44
Collection of Taxes	92,900.00	Taxes from Public Utilities	9,505,084.00	County Library Taxes	
Planning, Housing & Development	95,150.00	Other Miscellaneous Tax Revenues		Local Municipal Purpose Taxes	
Human Resources	81,500.00	State Aid Revenues	258,311.66	Veteran & Senior Citizen Taxes	365,050.00
Elections	17,000.00	Federal Aid Revenues		Total Taxes for Rate Computation 2.09	18,389,420.44
General Administration (other)	970,370.00	State and Local Fiscal Assistance Act Utilized	117,604.00	Special District Taxes	
JUDICIARY	132,200.00	Sale of Acquired Property		Bank Corp. Taxes	32,131.92
Municipal Courts		Other Miscellaneous Revenues	2,473,342.63	Added and Omitted Taxes	210,266.02
PUBLIC SAFETY		Total	32,232,823.44	Total Taxes Levied - ABSTRACT	18,266,768.38
Fire Protection	195,000.00	Prior Years Surplus Appropriated	4,000,000.00	Total Taxes Billed	18,289,997.18
Police Protection	2,986,140.00	REVENUES TOTAL	36,232,823.44	1984 TAXES COLLECTED	17,921,730.03
Civil Defense & Disaster Control	10,000.00	Reserve For Uncollected Taxes	1,106,265.00	1984 Taxes Cancelled, Abated or Adjusted	11,118.81
Environmental Inspection & Control	86,282.00	CAPITAL OUTLAY TOTAL	1,036,139.08	Transfer to Tax Title Liens or Foreclosed	38,761.47
Other Public Safety				Balance Outstanding Dec. 31, 1984	318,386.87
PUBLIC WORKS				PRIOR YEARS TAXES OUTSTANDING	
Streets and Drainage	1,269,900.00	Public Enterprises	32,506.41	Balance January 1, 1984	496,164.64
Sewers and Sewage Processing	580,722.00	Recreation—Culture	14,571.29	Collected in 1984	492,910.35
Garbage and Trash Disposal	1,166,673.57	Public Works	289,692.86	Cancelled, Abated or Adjusted 1984	43.60
Public Buildings and Grounds	611,500.00	Buildings and Grounds	699,368.52	Transfers to Tax Title Liens or Foreclosed	
Other Public Works	60,000.00	Library and Education		Balance December 31, 1984	3,210.69
HEALTH and WELFARE		Conservation		TAX TITLE LIENS OUTSTANDING	
Health Services Except Environmental	65,820.00	All Other		Balance January 1, 1984	119,547.01
Welfare-Public Assistance	33,850.00			Transfer From Taxes	38,761.47
Hospitals, Clinics, First Aid	3,000.00	CAPITAL DEBT AUTHORIZED, DECEMBER 31, 1984		Redeemed in 1984	14,679.09
Animal, Insect, & Rodent Control	8,100.00	ISSUED AND UNISSUED GROSS DEBT		Cancelled, Abated or Adjusted (1984)	
Other Welfare Services		School	3,204,000.00	Transfers to Foreclosed Property	
RECREATION and CONSERVATION		Self-Liquidating	3,406,000.00	Balance December 31, 1984	143,629.39
Beaches and Boardwalks		Other	17,727,423.00	PROPERTY ACQUIRED BY DEED OR FORECLOSURE	
Parks, Playgrounds, Shade Trees	598,800.00	Total	24,337,423.00	Balance January 1, 1984	231,135.00
Land Reclamation & Conservation	3,000.00	ISSUED AND OUTSTANDING		Transfers From Taxes or Liens	
Other Recreational Services	28,000.00	School	3,204,000.00	Sale for Cash (1984)	
EDUCATION (excluding schools)		Self-Liquidating	3,404,000.00	Cancelled, Abated or Adjusted (1984)	
Libraries	314,600.00	Other	16,270,000.00	Balance December 31, 1984	231,135.00
Other Educational Services	2,350.00	Total	22,878,000.00	CURRENT FINANCES DECEMBER 31, 1984	
STATUTORY EXPENDITURES		EQUALIZED VALUATION BASIS		ASSETS	
Pensions & F. I. C. A.	813,902.54	FOR NET DEBT COMPUTATION	833,626,232	Cash Dec. 31, 1984	13,106,461.89
Employee Fringe Benefits	385,000.00	REAL PROPERTY VALUATIONS		Taxes Receivable	321,597.56
Other Statutory Expenditures	100.00	Code Class # of Parcels % VAL'N		Tax Title Liens	143,629.39
CETA And Other Public Employment Programs		1 Vacant Land 921 5.86	35,316,300.00	Foreclosed Property	231,135.00
MUNICIPAL FUNCTIONS		2 Residential 7948 65.44	394,231,400.00	Emergencies & Other Deferred Charges	
CAPITAL IMPROVEMENTS	*MEMO*	3 Farm 5 .02	154,200.00	State and Federal Aid Receivable	42,163.24
DEBT SERVICE		4a Commercial 349 8.78	52,863,400.00	Other Receivables	163,772.90
Principal Payments	1,107,926.43	4b Industrial 30 15.97	96,229,800.00	Total	14,008,759.98
Interest Payments	1,595,777.50	4c Apartments 13 3.92	23,635,700.00	LIABILITIES, RESERVES, AND SURPLUS	
DEFERRED CHARGES	806,922.96	Total 9266	602,430,800.00	Cash Liabilities	8,209,417.66
SCHOOL, COUNTY, SPECIAL DISTRICT TAXES	18,024,370.44	Land Area 16.60 Sq. Miles		Reserves for Receivables	860,134.85
RESERVE FOR UNCOLLECTED TAXES	1,106,265.00	Net Valuation Taxable-Municipal	608,745,157	Surplus Dec. 31, 1984	4,939,207.47
EXPENDITURES		Net Valuation Taxable-County	923,297,914	Total	14,008,759.98
TOTAL	34,166,922.44	State Equalized Valuation	859,468,966		
		State Equalization Ratio	70.62		

2016
 Population 1980 **20,774**
 Population 1984 **21,443**
 S & P Rating
 Moody Rating **AA**

General Tax Rate Per \$100.
2.45
 State Equalized Tax Rate
2.56

SCOTCH PLAINS TOWNSHIP – UNION CO.
Form of Government:
Council-Manager Plan E (OMCL 50)
Number of Members on Governing Body – 5

PER CAPITA:
 Gross Debt **238.89**
 Net Debt **149.30**
 Debt Service **10.51**
 Total Tax Levy **933.46**
 Municipal Expenditures **327.99**

PER CENT:
 Gross Debt **.72**
 Net Debt **.45**
 Tax Levy Collected **97.46**
 Tax Levy Cancelled, Abated or Adjusted **.39**

EXPENDITURES		REVENUES-REALIZED		1984 PROPERTY TAX	
GENERAL GOVERNMENT				STATE EQUALIZED TAX RATE →	
Governing Body & Public Boards		1984 Property Taxes Collected	19,493,628.44	Local District School Taxes	
Municipal Clerk		1984 Payments in Lieu of Taxes		Regional & Consolidated School Tax 1.74	13,584,414.46
Financial Administration	93,307.00	Delinquent Tax & Lien Collections	433,227.49	School Taxes in Municipal Budget	
Assessment of Taxes	48,262.00	Business Personalty Replacement Taxes	134,129.92	County Taxes	.49
Collection of Taxes	57,408.00	Taxes from Public Utilities	1,609,634.00	County Library Taxes	
Planning, Housing & Development	35,352.00	Other Miscellaneous Tax Revenues		Local Municipal Purpose Taxes	.32
Human Resources		State Aid Revenues	211,827.27	Veteran & Senior Citizen Taxes	
Elections	3,200.00	Federal Aid Revenues		Total Taxes for Rate Computation 2.55	20,071,492.32
General Administration (other)	998,553.02	State and Local Fiscal Assistance Act Utilized	108,144.66	Special District Taxes	
JUDICIARY		Sale of Acquired Property		Bank Corp. Taxes	15,608.14
Municipal Courts	38,133.00	Other Miscellaneous Revenues	1,120,291.96	Added and Omitted Taxes	97,023.64
PUBLIC SAFETY		Total	23,110,883.74	Total Taxes Levied - ABSTRACT	20,016,274.10
Fire Protection	286,993.00	Prior Years Surplus Appropriated	1,931,525.00	Total Taxes Billed	20,000,665.96
Police Protection	1,421,446.00	REVENUES TOTAL	25,042,408.74	1984 TAXES COLLECTED	19,493,628.44
Civil Defense & Disaster Control	12,385.00	Reserve For Uncollected Taxes	1,141,570.00	1984 Taxes Cancelled, Abated or Adjusted	78,793.75
Environmental Inspection & Control	84,702.00	CAPITAL OUTLAY TOTAL	240,934.41	Transfer to Tax Title Liens or Foreclosed	17,674.74
Other Public Safety		Public Enterprises		Balance Outstanding Dec. 31, 1984	410,569.03
PUBLIC WORKS		Recreation—Culture	29,949.56	PRIOR YEARS TAXES OUTSTANDING	
Streets and Drainage	1,000,598.00	Public Works	32,998.75	Balance January 1, 1984	422,327.87
Sewers and Sewage Processing	262,430.00	Buildings and Grounds	177,986.10	Collected in 1984	418,302.77
Garbage and Trash Disposal	15,080.00	Library and Education		Cancelled, Abated or Adjusted 1984	
Public Buildings and Grounds	63,957.00	Conservation		Transfers to Tax Title Liens or Foreclosed	3,596.02
Other Public Works	84,012.44	All Other		Balance December 31, 1984	429.08
HEALTH and WELFARE		CAPITAL DEBT AUTHORIZED, DECEMBER 31, 1984		TAX TITLE LIENS OUTSTANDING	
Health Services Except Environmental	35,015.00	ISSUED AND UNISSUED		Balance January 1, 1984	100,241.74
Welfare-Public Assistance	18,735.00	School	1,818,117	Transfer From Taxes	21,933.30
Hospitals, Clinics, First Aid	2,000.00	Self-liquidating		Redeemed in 1984	14,924.72
Animal, Insect, & Rodent Control		Other	3,304,391	Cancelled, Abated or Adjusted (1984)	
Other Welfare Services		Total	5,122,508	Transfers to Foreclosed Property	5,897.07
RECREATION and CONSERVATION		ISSUED AND OUTSTANDING		Balance December 31, 1984	101,353.25
Beaches and Boardwalks		School	1,818,117.07	PROPERTY ACQUIRED BY DEED OR FORECLOSURE	
Parks, Playgrounds, Shade Trees	142,765.00	Self-Liquidating		Balance January 1, 1984	381,545.00
Land Reclamation & Conservation		Other	2,149,000.00	Transfers From Taxes or Liens	5,897.07
Other Recreational Services	111,444.00	Total	3,967,117.07	Sale for Cash (1984)	
EDUCATION (excluding schools)		EQUALIZED VALUATION BASIS		Cancelled, Abated or Adjusted (1984)	
Libraries	249,886.00	FOR NET DEBT COMPUTATION	713,758,947	Balance December 31, 1984	387,442.07
Other Educational Services		REAL PROPERTY VALUATIONS		CURRENT FINANCES DECEMBER 31, 1984	
STATUTORY EXPENDITURES		Code Class # of Parcels % VAL'N		ASSETS	
Pensions & F. I. C. A.	544,000.00	1 Vacant Land 476 1.79	14,460,400.00	Cash Dec. 31, 1984	4,835,318.12
Employee Fringe Benefits		2 Residential 6257 86.08	696,759,500.00	Taxes Receivable	410,998.11
Other Statutory Expenditures		3 Farm 22 .31	2,517,200.00	Tax Title Liens	101,353.25
CETA And Other Public Employment Programs		4a Commercial 245 8.07	65,360,000.00	Foreclosed Property	387,442.07
MUNICIPAL FUNCTIONS TOTAL	5,609,663.46	4b Industrial 26 .89	7,172,600.00	Emergencies & Other Deferred Charges	168,000.00
CAPITAL IMPROVEMENTS *MEMO*	100.00	4c Apartments 8 2.86	23,158,300.00	State and Federal Aid Receivable	3,060.26
DEBT SERVICE		Total 7034	809,428,000.00	Other Receivables	15,585.78
Principal Payments	180,000.00	Land Area 9.20 Sq. Miles		Total	5,921,757.59
Interest Payments	45,457.50	Net Valuation Taxable-Municipal	812,977,800	LIABILITIES, RESERVES, AND SURPLUS	
DEFERRED CHARGES	56,322.00	Net Valuation Taxable-County	721,804,515	Cash Liabilities	2,538,980.62
SCHOOL, COUNTY, SPECIAL DISTRICT TAXES	17,405,815.51	State Equalized Valuation	779,161,145	Reserves for Receivables	915,377.21
RESERVE FOR UNCOLLECTED TAXES	1,141,570.00	State Equalization Ratio	104.36	Surplus Dec. 31, 1984	2,467,399.76
EXPENDITURES TOTAL	24,438,828.47			Total	5,921,757.59

1343
Population 1980 1,812
Population 1984 1,841
S & P Rating
Moody Rating BAA1

General Tax Rate Per \$100. 5.63
State Equalized Tax Rate 2.15

SEA BRIGHT BOROUGH – MONMOUTH CO.
Form of Government:
Borough Council
Number of Members on Governing Body – 6

PER CAPITA:
Gross Debt 723.77
Net Debt 686.64
Debt Service 58.86
Total Tax Levy 1,099.55
Municipal Expenditures 733.07

PER CENT:
Gross Debt 1.66
Net Debt 1.57
Tax Levy Collected 96.63
Tax Levy Cancelled, Abated or Adjusted

EXPENDITURES		REVENUES-REALIZED		1984 PROPERTY TAX	
GENERAL GOVERNMENT				STATE EQUALIZED TAX RATE	
Governing Body & Public Boards		1984 Property Taxes Collected	1,949,559.90	Local District School Taxes .21	196,237.00
Municipal Clerk		1984 Payments in Lieu of Taxes		Regional & Consolidated School Tax .65	592,877.73
Financial Administration	10,987.50	Delinquent Tax & Lien Collections	49,456.81	School Taxes in Municipal Budget	
Assessment of Taxes	13,700.00	Business Personalty Replacement Taxes	34,871.76	County Taxes .47	432,492.48
Collection of Taxes	18,268.50	Taxes from Public Utilities	115,922.00	County Library Taxes .02	16,485.47
Planning, Housing & Development	12,505.00	Other Miscellaneous Tax Revenues		Local Municipal Purpose Taxes .80	737,954.00
Human Resources		State Aid Revenues	15,404.40	Veteran & Senior Citizen Taxes	15,600.00
Elections		Federal Aid Revenues		Total Taxes for Rate Computation 2.15	1,991,646.68
General Administration (other)	154,556.99	State and Local Fiscal Assistance Act Utilized	14,078.00	Special District Taxes	
JUDICIARY		Sale of Acquired Property		Bank Corp. Taxes	6,806.43
Municipal Courts	24,909.00	Other Miscellaneous Revenues	233,904.22	Added and Omitted Taxes	41,411.13
PUBLIC SAFETY		Total	2,413,197.09	Total Taxes Levied - ABSTRACT	2,024,264.24
Fire Protection	33,786.00	Prior Years Surplus Appropriated	153,700.00	Total Taxes Billed	2,017,457.81
Police Protection	318,140.83	REVENUES TOTAL	2,566,897.09	1984 TAXES COLLECTED	1,949,559.90
Civil Defense & Disaster Control	1,123.00	Reserve For Uncollected Taxes	74,083.00	1984 Taxes Cancelled, Abated or Adjusted	
Environmental Inspection & Control	11,925.00	CAPITAL OUTLAY	68,312.98	Transfer to Tax Title Liens or Foreclosed	
Other Public Safety		TOTAL		Balance Outstanding Dec. 31, 1984	67,897.91
PUBLIC WORKS				PRIOR YEARS TAXES OUTSTANDING	
Streets and Drainage	109,887.00	Public Enterprises		Balance January 1, 1984	65,637.84
Sewers and Sewage Processing	185,927.00	Recreation—Culture		Collected in 1984	49,456.81
Garbage and Trash Disposal	60,754.00	Public Works	41,773.75	Cancelled, Abated or Adjusted 1984	
Public Buildings and Grounds	8,000.00	Buildings and Grounds	26,539.23	Transfers to Tax Title Liens or Foreclosed	
Other Public Works		Library and Education		Balance December 31, 1984	16,181.03
HEALTH and WELFARE		Conservation		TAX TITLE LIENS OUTSTANDING	
Health Services Except Environmental	21,799.00	All Other		Balance January 1, 1984	2,757.83
Welfare-Public Assistance	1,700.00	CAPITAL DEBT AUTHORIZED, DECEMBER 31, 1984		Transfer From Taxes	
Hospitals, Clinics, First Aid		ISSUED AND UNISSUED		Redeemed in 1984	
Animal, Insect, & Rodent Control		School	68,360	Cancelled, Abated or Adjusted (1984)	
Other Welfare Services		Self-liquidating		Transfers to Foreclosed Property	
RECREATION and CONSERVATION		Other	1,264,102	Balance December 31, 1984	2,757.83
Beaches and Boardwalks	50,898.00	Total	1,332,463	PROPERTY ACQUIRED BY DEED OR	
Parks, Playgrounds, Shade Trees	17,113.00			FORECLOSURE	
Land Reclamation & Conservation		ISSUED AND OUTSTANDING		Balance January 1, 1984	6,600.00
Other Recreational Services		School	68,360.93	Transfers From Taxes or Liens	
EDUCATION (excluding schools)		Self-liquidating		Sale for Cash (1984)	
Libraries		Other	686,773.75	Cancelled, Abated or Adjusted (1984)	
Other Educational Services		Total	755,134.68	Balance December 31, 1984	6,600.00
STATUTORY EXPENDITURES		EQUALIZED VALUATION BASIS		CURRENT FINANCES DECEMBER 31, 1984	
Pensions & F. I. C. A.	71,673.62	FOR NET DEBT COMPUTATION	80,461,396	ASSETS	
Employee Fringe Benefits	17,257.38	REAL PROPERTY VALUATIONS		Cash Dec. 31, 1984	504,855.74
Other Statutory Expenditures		Code Class # of Parcels % VAL'N		Taxes Receivable	84,078.94
CETA And Other Public Employment Programs		1 Vacant Land 252 4.34	1,512,050.00	Tax Title Liens	2,757.83
MUNICIPAL FUNCTIONS		2 Residential 722 58.75	20,479,200.00	Foreclosed Property	6,600.00
CAPITAL IMPROVEMENTS	*MEMO*	3 Farm		Emergencies & Other Deferred Charges	43,800.00
DEBT SERVICE		4a Commercial 72 28.20	9,828,400.00	State and Federal Aid Receivable	
Principal Payments	63,000.00	4b Industrial		Other Receivables	11,721.15
Interest Payments	45,352.38	4c Apartments 13 8.71	3,037,700.00	Total	653,813.66
		Total 1059	34,857,350.00	LIABILITIES, RESERVES, AND SURPLUS	
DEFERRED CHARGES		Land Area .60 Sq. Miles		Cash Liabilities	365,953.98
SCHOOL, COUNTY, SPECIAL DISTRICT TAXES		Net Valuation Taxable-Municipal	35,082,182	Reserves for Receivables	105,157.92
RESERVE FOR UNCOLLECTED TAXES		Net Valuation Taxable-County	80,452,627	Surplus Dec. 31, 1984	182,701.76
EXPENDITURES		State Equalized Valuation	91,331,340	Total	653,813.66
TOTAL	2,587,668.43	State Equalization Ratio	38.26		

1344
Population 1980 2,650
Population 1984 2,631
S & P Rating
Moody Rating A

General Tax Rate Per \$100. 1.57
State Equalized Tax Rate 1.34

SEA GIRT BOROUGH - MONMOUTH CO.
Form of Government:
Borough Council
Number of Members on Governing Body - 6

PER CAPITA:
Gross Debt 702.83
Net Debt 425.94
Debt Service 40.23
Total Tax Levy 1,104.91
Municipal Expenditures 627.85

PER CENT:
Gross Debt .96
Net Debt .58
Tax Levy Collected 97.04
Tax Levy Cancelled, Abated or Adjusted .01

EXPENDITURES		REVENUES-REALIZED		1984 PROPERTY TAX	
GENERAL GOVERNMENT				STATE EQUALIZED TAX RATE	
Governing Body & Public Boards		1984 Property Taxes Collected	2,817,527.23	Local District School Taxes .52	1,115,659.00
Municipal Clerk		1984 Payments in Lieu of Taxes		Regional & Consolidated School Tax	
Financial Administration	5,700.00	Delinquent Tax & Lien Collections	87,441.33	School Taxes in Municipal Budget	
Assessment of Taxes	6,064.00	Business Personalty Replacement Taxes	9,698.72	County Taxes .49	1,066,828.82
Collection of Taxes	19,768.00	Taxes from Public Utilities	141,575.00	County Library Taxes .02	40,663.78
Planning, Housing & Development	10,078.00	Other Miscellaneous Tax Revenues		Local Municipal Purpose Taxes .31	673,636.00
Human Resources	500.00	State Aid Revenues	78,160.29	Veteran & Senior Citizen Taxes	21,500.00
Elections		Federal Aid Revenues		Total Taxes for Rate Computation 1.34	2,918,287.60
General Administration (other)	180,900.00	State and Local Fiscal Assistance Act Utilized	14,547.00	Special District Taxes	
JUDICIARY		Sale of Acquired Property		Bank Corp. Taxes	3,486.54
Municipal Courts	16,476.00	Other Miscellaneous Revenues	570,108.08	Added and Omitted Taxes	6,735.06
PUBLIC SAFETY		Total	3,719,057.65	Total Taxes Levied - ABSTRACT	2,907,009.20
Fire Protection	25,000.00	Prior Years Surplus Appropriated	300,000.00	Total Taxes Billed	2,903,522.66
Police Protection	352,331.00	REVENUES TOTAL	4,019,057.65	1984 TAXES COLLECTED	2,817,527.23
Civil Defense & Disaster Control	2,050.00	Reserve For Uncollected Taxes	112,122.96	1984 Taxes Cancelled, Abated or Adjusted	361.51
Environmental Inspection & Control	8,600.00	CAPITAL OUTLAY TOTAL	191,217.99	Transfer to Tax Title Liens or Foreclosed	
Other Public Safety				Balance Outstanding Dec. 31, 1984	85,633.92
PUBLIC WORKS				PRIOR YEARS TAXES OUTSTANDING	
Streets and Drainage	133,717.00	Public Enterprises	30,633.60	Balance January 1, 1984	88,191.33
Sewers and Sewage Processing	5,000.00	Recreation—Culture		Collected in 1984	87,379.45
Garbage and Trash Disposal	143,346.00	Public Works	159,114.74	Cancelled, Abated or Adjusted 1984	
Public Buildings and Grounds	24,750.00	Buildings and Grounds	1,469.65	Transfers to Tax Title Liens or Foreclosed	811.88
Other Public Works		Library and Education		Balance December 31, 1984	
HEALTH and WELFARE		Conservation		TAX TITLE LIENS OUTSTANDING	
Health Services Except Environmental	5,091.00	All Other		Balance January 1, 1984	108.67
Welfare-Public Assistance	3,100.00	CAPITAL DEBT AUTHORIZED, DECEMBER 31, 1984		Transfer From Taxes	811.88
Hospitals, Clinics, First Aid		ISSUED AND UNISSUED		Redeemed in 1984	920.55
Animal, Insect, & Rodent Control		School	170,000	Cancelled, Abated or Adjusted (1984)	
Other Welfare Services		Self-liquidating	558,500	Transfers to Foreclosed Property	
RECREATION and CONSERVATION		Other	1,120,654	Balance December 31, 1984	
Beaches and Boardwalks	253,447.00	Total	1,849,154	PROPERTY ACQUIRED BY DEED OR FORECLOSURE	
Parks, Playgrounds, Shade Trees	27,517.00			Balance January 1, 1984	3,200.00
Land Reclamation & Conservation				Transfers From Taxes or Liens	
Other Recreational Services	21,610.00			Sale for Cash (1984)	
EDUCATION (excluding schools)				Cancelled, Abated or Adjusted (1984)	
Libraries	3,670.00			Balance December 31, 1984	3,200.00
Other Educational Services				CURRENT FINANCES DECEMBER 31, 1984	
STATUTORY EXPENDITURES				ASSETS	
Pensions & F. I. C. A.	115,014.71			Cash Dec. 31, 1984	1,123,677.41
Employee Fringe Benefits	37,000.00			Taxes Receivable	85,633.92
Other Statutory Expenditures				Tax Title Liens	
CETA And Other Public Employment Programs				Foreclosed Property	3,200.00
MUNICIPAL FUNCTIONS				Emergencies & Other Deferred Charges	129,831.63
CAPITAL IMPROVEMENTS *MEMO*	10,000.00			State and Federal Aid Receivable	300.00
DEBT SERVICE				Other Receivables	
Principal Payments	45,000.00			Total	1,342,642.96
Interest Payments	60,852.50			LIABILITIES, RESERVES, AND SURPLUS	
DEFERRED CHARGES				Cash Liabilities	783,588.79
SCHOOL, COUNTY, SPECIAL DISTRICT TAXES	2,223,151.60			Reserves for Receivables	88,833.92
RESERVE FOR UNCOLLECTED TAXES	112,122.96			Surplus Dec. 31, 1984	470,220.25
EXPENDITURES				Total	1,342,642.96
TOTAL	3,875,019.93				

0509
Population 1980 2,644
Population 1984 2,923
S & P Rating AAA
Moody Rating AAA

General Tax Rate Per \$100. 1.22
State Equalized Tax Rate 1.25

SEA ISLE CITY CITY – CAPE MAY COUNTY
Form of Government:
Commission (1911)
Number of Members on Governing Body – 3

PER CAPITA:
Gross Debt 3,023.77
Net Debt 2,273.61
Debt Service 264.77
Total Tax Levy 2,132.67
Municipal Expenditures 1,766.46
PER CENT:
Gross Debt 1.94
Net Debt 1.46
Tax Levy Collected 94.62
Tax Levy Cancelled, Abated or Adjusted .25

EXPENDITURES		REVENUES-REALIZED		1984 PROPERTY TAX	
GENERAL GOVERNMENT				STATE EQUALIZED TAX RATE →	
Governing Body & Public Boards		1984 Property Taxes Collected	5,894,152.05	Local District School Taxes .26	1,289,282.00
Municipal Clerk		1984 Payments in Lieu of Taxes		Regional & Consolidated School Tax	
Financial Administration	111,376.71	Delinquent Tax & Lien Collections	334,350.40	School Taxes in Municipal Budget .01	57,386.25
Assessment of Taxes	42,249.89	Business Personalty Replacement Taxes	18,816.52	County Taxes .39	1,935,168.15
Collection of Taxes	64,434.17	Taxes from Public Utilities	269,423.00	County Library Taxes .02	118,909.51
Planning, Housing & Development	14,674.12	Other Miscellaneous Tax Revenues		Local Municipal Purpose Taxes .55	2,742,116.87
Human Resources		State Aid Revenues	17,696.22	Veteran & Senior Citizen Taxes	52,800.00
Elections	1,537.35	Federal Aid Revenues		Total Taxes for Rate Computation 1.23	6,195,662.78
General Administration (other)	505,943.59	State and Local Fiscal Assistance Act Utilized	56,337.00	Special District Taxes	
JUDICIARY		Sale of Acquired Property		Bank Corp. Taxes	4,430.06
Municipal Courts	79,772.58	Other Miscellaneous Revenues	1,050,779.90	Added and Omitted Taxes	86,488.01
PUBLIC SAFETY		Total	7,641,555.09	Total Taxes Levied - ABSTRACT	6,233,780.85
Fire Protection	13,565.29	Prior Years Surplus Appropriated	190,000.00	Total Taxes Billed	6,229,350.79
Police Protection	668,009.36	REVENUES TOTAL	7,831,555.09	1984 TAXES COLLECTED	5,894,152.05
Civil Defense & Disaster Control	30,579.61	Reserve For Uncollected Taxes	426,000.00	1984 Taxes Cancelled, Abated or Adjusted	15,773.05
Environmental Inspection & Control	97,150.30	CAPITAL OUTLAY TOTAL	2,367,181.50	Transfer to Tax Title Liens or Foreclosed	8,694.80
Other Public Safety				Balance Outstanding Dec. 31, 1984	310,730.89
PUBLIC WORKS				PRIOR YEARS TAXES OUTSTANDING	
Streets and Drainage	269,993.82	Public Enterprises	3,144.31	Balance January 1, 1984	336,978.53
Sewers and Sewage Processing	750,000.00	Recreation—Culture		Collected in 1984	315,422.53
Garbage and Trash Disposal	250,797.34	Public Works	1,990,882.14	Cancelled, Abated or Adjusted 1984	
Public Buildings and Grounds	79,100.00	Buildings and Grounds	69,556.96	Transfers to Tax Title Liens or Foreclosed	
Other Public Works	55,000.00	Library and Education	112,871.11	Balance December 31, 1984	21,556.00
HEALTH and WELFARE		Conservation	190,726.98	TAX TITLE LIENS OUTSTANDING	
Health Services Except Environmental	900.00	All Other		Balance January 1, 1984	44,749.01
Welfare-Public Assistance	6,543.19	CAPITAL DEBT AUTHORIZED, DECEMBER 31, 1984		Transfer From Taxes	8,694.80
Hospitals, Clinics, First Aid		ISSUED AND UNISSUED		Redeemed in 1984	18,927.87
Animal, Insect, & Rodent Control		School	2,720	Cancelled, Abated or Adjusted (1984)	
Other Welfare Services		Self-Liquidating	2,190,000	Transfers to Foreclosed Property	
RECREATION and CONSERVATION		Other	6,645,750	Balance December 31, 1984	34,515.94
Beaches and Boardwalks	254,505.56	Total	8,838,470	PROPERTY ACQUIRED BY DEED OR FORECLOSURE	
Parks, Playgrounds, Shade Trees		ISSUED AND OUTSTANDING		Balance January 1, 1984	41,233.00
Land Reclamation & Conservation		School	272,000.00	Transfers From Taxes or Liens	
Other Recreational Services	45,000.00	Self-Liquidating	2,096,000.00	Sale for Cash (1984)	
EDUCATION (excluding schools)		Other	5,316,000.00	Cancelled, Abated or Adjusted (1984)	
Libraries	2,500.00	Total	7,684,000.00	Balance December 31, 1984	41,233.00
Other Educational Services		EQUALIZED VALUATION BASIS		CURRENT FINANCES DECEMBER 31, 1984	
STATUTORY EXPENDITURES		FOR NET DEBT COMPUTATION	455,899,422	ASSETS	
Pensions & F. I. C. A.	190,690.94	REAL PROPERTY VALUATIONS		Cash Dec. 31, 1984	1,700,148.19
Employee Fringe Benefits	209,020.68	Code Class # of Parcels % VAL'N		Taxes Receivable	332,286.89
Other Statutory Expenditures	21,000.00	1 Vacant Land 707 6.08		Tax Title Liens	34,515.94
CETA And Other Public Employment Programs		2 Residential 3841 87.72		Foreclosed Property	41,233.00
MUNICIPAL FUNCTIONS		3 Farm		Emergencies & Other Deferred Charges	180,089.11
TOTAL	3,764,350.00	4a Commercial 120 6.13		State and Federal Aid Receivable	500.00
CAPITAL IMPROVEMENTS *MEMO*	103,089.11	4b Industrial		Other Receivables	28,529.44
DEBT SERVICE		4c Apartments 2 .07		Total	2,317,302.57
Principal Payments	379,000.00	Total 4670		LIABILITIES, RESERVES, AND SURPLUS	
Interest Payments	394,921.25	Land Area 2.39 Sq. Miles		Cash Liabilities	1,095,624.81
TYPE I SCHL DEBT *MEMO*	57,386.25	Net Valuation Taxable-Municipal	505,731,202	Reserves for Receivables	436,565.27
DEFERRED CHARGES	199,100.00	Net Valuation Taxable-County	476,883,236	Surplus Dec. 31, 1984	785,112.49
SCHOOL, COUNTY, SPECIAL DISTRICT TAXES	3,400,745.91	State Equalized Valuation	495,271,366	Total	2,317,302.57
RESERVE FOR UNCOLLECTED TAXES	426,000.00	State Equalization Ratio	102.12		
EXPENDITURES TOTAL	8,564,117.16				

1526
Population 1980 1,802
Population 1984 2,012
S & P Rating
Moody Rating BAA

General Tax Rate Per \$100. 2.87
State Equalized Tax Rate 1.69

SEASIDE HEIGHTS BOROUGH – OCEAN CO.
Form of Government:
Borough Council
Number of Members on Governing Body – 6

PER CAPITA:
Gross Debt 2,697.13
Net Debt 1,150.87
Debt Service 170.46
Total Tax Levy 1,418.55
Municipal Expenditures 2,014.06
PER CENT:
Gross Debt 3.61
Net Debt 1.54
Tax Levy Collected 85.82
Tax Levy Cancelled, Abated or Adjusted .10

EXPENDITURES		REVENUES-REALIZED		1984 PROPERTY TAX	
GENERAL GOVERNMENT				STATE EQUALIZED TAX RATE →	
Governing Body & Public Boards	10,741.62	1984 Property Taxes Collected		Local District School Taxes	.27 452,294.00
Municipal Clerk		1984 Payments in Lieu of Taxes		Regional & Consolidated School Tax	.52 868,889.07
Financial Administration	46,400.00	Delinquent Tax & Lien Collections		School Taxes in Municipal Budget	
Assessment of Taxes	53,428.00	Business Personalty Replacement Taxes		County Taxes	.44 * 723,648.74
Collection of Taxes	20,317.01	Taxes from Public Utilities		County Library Taxes	.03 42,209.20
Planning, Housing & Development	10,608.32	Other Miscellaneous Tax Revenues		Local Municipal Purpose Taxes	.43 714,308.43
Human Resources		State Aid Revenues		Veteran & Senior Citizen Taxes	33,300.00
Elections		Federal Aid Revenues		Total Taxes for Rate Computation	1.69 2,834,649.44
General Administration (other)	468,123.58	State and Local Fiscal Assistance Act Utilized		Special District Taxes	
JUDICIARY		Sale of Acquired Property		Bank Corp. Taxes	7,945.47
Municipal Courts	106,621.00	Other Miscellaneous Revenues		Added and Omitted Taxes	44,819.89
PUBLIC SAFETY		Total		Total Taxes Levied - ABSTRACT	2,854,114.80
Fire Protection	33,633.40	Prior Years Surplus Appropriated		Total Taxes Billed	2,847,878.78
Police Protection	984,957.46	REVENUES TOTAL		1984 TAXES COLLECTED	2,444,093.09
Civil Defense & Disaster Control	1,000.00	Reserve For Uncollected Taxes		1984 Taxes Cancelled, Abated or Adjusted	2,990.10
Environmental Inspection & Control	41,202.33	CAPITAL OUTLAY TOTAL		Transfer to Tax Title Liens or Foreclosed	
Other Public Safety				Balance Outstanding Dec. 31, 1984	400,795.59
PUBLIC WORKS		Public Enterprises		PRIOR YEARS TAXES OUTSTANDING	
Streets and Drainage	212,856.75	Recreation—Culture		Balance January 1, 1984	343,183.03
Sewers and Sewage Processing	152,307.05	Public Works		Collected in 1984	333,289.90
Garbage and Trash Disposal	120,990.99	Buildings and Grounds		Cancelled, Abated or Adjusted 1984	
Public Buildings and Grounds		Library and Education		Transfers to Tax Title Liens or Foreclosed	5,513.02
Other Public Works		Conservation		Balance December 31, 1984	4,379.31
HEALTH and WELFARE		All Other		TAX TITLE LIENS OUTSTANDING	
Health Services Except Environmental	24,560.00	CAPITAL DEBT AUTHORIZED, DECEMBER 31, 1984		Balance January 1, 1984	8,357.26
Welfare-Public Assistance	8,000.00	ISSUED AND UNISSUED GROSS DEBT NET DEBT		Transfer From Taxes	5,569.37
Hospitals, Clinics, First Aid	1,500.00	School 740,481		Redeemed in 1984	13,511.94
Animal, Insect, & Rodent Control	5,129.39	Self-liquidating 2,320,600		Cancelled, Abated or Adjusted (1984)	
Other Welfare Services		Other 2,365,550		Transfers to Foreclosed Property	
RECREATION and CONSERVATION		Total 5,426,631		Balance December 31, 1984	414.69
Beaches and Boardwalks	392,121.17	ISSUED AND OUTSTANDING		PROPERTY ACQUIRED BY DEED OR FORECLOSURE	
Parks, Playgrounds, Shade Trees	5,530.37	School 740,481.28		Balance January 1, 1984	
Land Reclamation & Conservation		Self-Liquidating 2,248,050.00		Transfers From Taxes or Liens	
Other Recreational Services	9,097.10	Other 2,365,550.00		Sale for Cash (1984)	
EDUCATION (excluding schools)		Total 5,354,081.28		Cancelled, Abated or Adjusted (1984)	
Libraries		EQUALIZED VALUATION BASIS		Balance December 31, 1984	
Other Educational Services		FOR NET DEBT COMPUTATION		CURRENT FINANCES DECEMBER 31, 1984	
STATUTORY EXPENDITURES		REAL PROPERTY VALUATIONS		ASSETS	
Pensions & F. I. C. A.	265,814.48	Code Class # of Parcels % VAL'N		Cash Dec. 31, 1984	1,092,069.09
Employee Fringe Benefits	117,963.94	1 Vacant Land 164 3.74		Taxes Receivable	405,174.90
Other Statutory Expenditures	19,000.00	2 Residential 1232 49.92		Tax Title Liens	414.69
CETA and Other Public Employment Programs		3 Farm		Foreclosed Property	
MUNICIPAL FUNCTIONS		4a Commercial 195 35.04		Emergencies & Other Deferred Charges	45,000.00
CAPITAL IMPROVEMENTS		4b Industrial		State and Federal Aid Receivable	
DEBT SERVICE		4c Apartments 92 11.30		Other Receivables	595.08
Principal Payments	177,250.00	Total 1683		Total	1,543,253.76
Interest Payments	165,712.07	Land Area .35 Sq. Miles		LIABILITIES, RESERVES, AND SURPLUS	
DEFERRED CHARGES		Net Valuation Taxable-Municipal		Cash Liabilities	737,390.78
SCHOOL, COUNTY, SPECIAL DISTRICT TAXES	2,087,041.01	Net Valuation Taxable-County		Reserves for Receivables	406,184.67
RESERVE FOR UNCOLLECTED TAXES	411,124.34	State Equalized Valuation		Surplus Dec. 31, 1984	399,678.31
EXPENDITURES		State Equalization Ratio		Total	1,543,253.76
TOTAL	6,139,327.04				

1527
Population 1980 1,795
Population 1984 1,838
S & P Rating
Moody Rating

General Tax Rate Per \$100.

2.36

State Equalized Tax Rate

1.61

SEASIDE PARK BOROUGH – OCEAN CO.

Form of Government:

Borough Council

Number of Members on Governing Body – 6

PER CAPITA:

Gross Debt 1,052.68
Net Debt 584.30
Debt Service 33.03
Total Tax Levy 1,679.96
Municipal Expenditures 1,395.14

PER CENT:

Gross Debt 1.11
Net Debt .62
Tax Levy Collected 95.04
Tax Levy Cancelled, Abated or Adjusted

EXPENDITURES		REVENUES-REALIZED		1984 PROPERTY TAX	
GENERAL GOVERNMENT				STATE EQUALIZED TAX RATE	
Governing Body & Public Boards		1984 Property Taxes Collected	2,928,274.90	Local District School Taxes .25	473,970.00
Municipal Clerk		1984 Payments in Lieu of Taxes		Regional & Consolidated School Tax .63	1,190,482.51
Financial Administration	12,250.00	Delinquent Tax & Lien Collections	166,996.58	School Taxes in Municipal Budget	
Assessment of Taxes	6,820.00	Business Personalty Replacement Taxes	19,667.28	County Taxes .44 *	835,708.16
Collection of Taxes	22,375.00	Taxes from Public Utilities	192,173.00	County Library Taxes .03	48,745.84
Planning, Housing & Development	16,820.00	Other Miscellaneous Tax Revenues		Local Municipal Purpose Taxes .27	506,164.93
Human Resources		State Aid Revenues	10,044.71	Veteran & Senior Citizen Taxes	35,950.00
Elections		Federal Aid Revenues		Total Taxes for Rate Computation 1.62	3,091,021.44
General Administration (other)	285,760.00	State and Local Fiscal Assistance Act Utilized	52,751.80	Special District Taxes	
JUDICIARY		Sale of Acquired Property		Bank Corp. Taxes	6,754.84
Municipal Courts	94,560.00	Other Miscellaneous Revenues	1,339,185.83	Added and Omitted Taxes	25,936.01
PUBLIC SAFETY		Total	4,709,094.10	Total Taxes Levied - ABSTRACT	3,087,762.29
Fire Protection	28,900.00	Prior Years Surplus Appropriated	235,000.00	Total Taxes Billed	3,081,007.45
Police Protection	579,122.00	REVENUES TOTAL	4,944,094.10	1984 TAXES COLLECTED	2,928,274.90
Civil Defense & Disaster Control	1,490.00	Reserve For Uncollected Taxes	270,410.79	1984 Taxes Cancelled, Abated or Adjusted	
Environmental Inspection & Control	52,575.00	CAPITAL OUTLAY TOTAL	311,543.19	Transfer to Tax Title Liens or Foreclosed	
Other Public Safety				Balance Outstanding Dec. 31, 1984	152,732.55
PUBLIC WORKS				PRIOR YEARS TAXES OUTSTANDING	
Streets and Drainage	172,650.00	Public Enterprises	216,507.36	Balance January 1, 1984	166,996.58
Sewers and Sewage Processing		Recreation—Culture		Collected in 1984	166,996.58
Garbage and Trash Disposal	159,953.00	Public Works	5,503.73	Cancelled, Abated or Adjusted 1984	
Public Buildings and Grounds	114,600.00	Buildings and Grounds	89,531.60	Transfers to Tax Title Liens or Foreclosed	
Other Public Works	50,000.00	Library and Education		Balance December 31, 1984	
HEALTH and WELFARE		Conservation		TAX TITLE LIENS OUTSTANDING	
Health Services Except Environmental	1,275.00	All Other		Balance January 1, 1984	12,091.17
Welfare-Public Assistance	4,025.00	CAPITAL DEBT AUTHORIZED, DECEMBER 31, 1984		Transfer From Taxes	
Hospitals, Clinics, First Aid	1,000.00	ISSUED AND UNISSUED GROSS DEBT NET DEBT		Redeemed in 1984	
Animal, Insect, & Rodent Control	1,500.00	School 860,892		Cancelled, Abated or Adjusted (1984)	
Other Welfare Services		Self-liquidating 502,428	502,428	Transfers to Foreclosed Property	
RECREATION and CONSERVATION		Other 571,509	571,509	Balance December 31, 1984	12,091.17
Beaches and Boardwalks	255,075.00	Total 1,934,830	1,073,937	PROPERTY ACQUIRED BY DEED OR FORECLOSURE	
Parks, Playgrounds, Shade Trees		ISSUED AND OUTSTANDING		Balance January 1, 1984	
Land Reclamation & Conservation		School 860,892.86		Transfers From Taxes or Liens	
Other Recreational Services	38,355.00	Self-Liquidating 274,950.00		Sale for Cash (1984)	
EDUCATION (excluding schools)		Other 244,850.00		Cancelled, Abated or Adjusted (1984)	
Libraries		Total 1,380,692.86		Balance December 31, 1984	
Other Educational Services		EQUALIZED VALUATION BASIS FOR NET DEBT COMPUTATION	174,111,329	CURRENT FINANCES DECEMBER 31, 1984	
STATUTORY EXPENDITURES		REAL PROPERTY VALUATIONS		ASSETS	
Pensions & F. I. C. A.	190,045.00	Code Class # of Parcels % VAL'N		Cash Dec. 31, 1984	990,927.61
Employee Fringe Benefits	110,550.00	1 Vacant Land 119 2.31	2,986,410.00	Taxes Receivable	152,732.55
Other Statutory Expenditures	1,000.00	2 Residential 1572 77.09	99,711,850.00	Tax Title Liens	12,091.17
CETA And Other Public Employment Programs		3 Farm		Foreclosed Property	
MUNICIPAL FUNCTIONS TOTAL	2,200,700.00	4a Commercial 108 11.58	14,974,100.00	Emergencies & Other Deferred Charges	63,000.00
CAPITAL IMPROVEMENTS *MEMO*	20,233.50	4b Industrial		State and Federal Aid Receivable	
DEBT SERVICE		4c Apartments 87 9.02	11,664,400.00	Other Receivables	378.10
Principal Payments	60,000.00	Total 1886	129,336,760.00	Total	1,219,129.43
Interest Payments	710.00			LIABILITIES, RESERVES, AND SURPLUS	
DEFERRED CHARGES	32,439.43	Land Area .60 Sq. Miles		Cash Liabilities	802,521.82
SCHOOL, COUNTY, SPECIAL DISTRICT TAXES	2,548,906.51	Net Valuation Taxable-Municipal	129,728,288	Reserves for Receivables	165,201.82
RESERVE FOR UNCOLLECTED TAXES	270,410.79	Net Valuation Taxable-County	177,583,320	Surplus Dec. 31, 1984	251,405.79
EXPENDITURES TOTAL	5,113,166.73	State Equalized Valuation	189,729,487	Total	1,219,129.43
		State Equalization Ratio	68.31		

0909
 Population 1980 13,719
 Population 1984 14,990
 S & P Rating AA-
 Moody Rating AA

General Tax Rate Per \$100.
 2.27
 State Equalized Tax Rate
 2.47

SECAUCUS TOWN - HUDSON COUNTY
Form of Government
Town Council
Number of Members on Governing Body - 7

PER CAPITA:
 Gross Debt 1,188.70
 Net Debt 888.70
 Debt Service 83.44
 Total Tax Levy 1,683.26
 Municipal Expenditures 808.05
 PER CENT:
 Gross Debt 2.05
 Net Debt 1.53
 Tax Levy Collected 98.47
 Tax Levy Cancelled, Abated or Adjusted .04

EXPENDITURES		REVENUES-REALIZED		1984 PROPERTY TAX	
GENERAL GOVERNMENT				STATE EQUALIZED TAX RATE	
Governing Body & Public Boards	10,000.00	1984 Property Taxes Collected	24,807,234.87	Local District School Taxes .76	7,533,440.12
Municipal Clerk		1984 Payments in Lieu of Taxes		Regional & Consolidated School Tax	
Financial Administration	202,162.00	Delinquent Tax & Lien Collections	600,751.82	School Taxes in Municipal Budget .01	91,420.00
Assessment of Taxes	1,177,137.00	Business Personalty Replacement Taxes	646,635.44	County Taxes 1.04	* 10,312,248.60
Collection of Taxes	73,029.83	Taxes from Public Utilities	1,260,815.00	County Library Taxes	
Planning, Housing & Development	5,473.53	Other Miscellaneous Tax Revenues		Local Municipal Purpose Taxes .67	6,623,419.17
Human Resources		State Aid Revenues	98,851.80	Veteran & Senior Citizen Taxes	140,950.00
Elections	5,100.00	Federal Aid Revenues		Total Taxes for Rate Computation 2.48	24,701,477.89
General Administration (other)	795,326.37	State and Local Fiscal Assistance Act Utilized	179,196.66	Special District Taxes	
JUDICIARY		Sale of Acquired Property		Bank Corp. Taxes	47,380.73
Municipal Courts	128,192.00	Other Miscellaneous Revenues	1,855,299.57	Added and Omitted Taxes	624,112.65
PUBLIC SAFETY		Total	29,448,785.16	Total Taxes Levied - ABSTRACT	25,232,021.27
Fire Protection	252,743.26	Prior Years Surplus Appropriated	2,000,000.00	Total Taxes Billed	25,192,318.68
Police Protection	2,246,196.71	REVENUES TOTAL	31,448,785.16	1984 TAXES COLLECTED	24,807,234.87
Civil Defense & Disaster Control	4,279.00	Reserve For Uncollected Taxes	768,000.00	1984 Taxes Cancelled, Abated or Adjusted	10,879.06
Environmental Inspection & Control	80,826.00	CAPITAL OUTLAY TOTAL	1,003,154.55	Transfer to Tax Title Liens or Foreclosed	258.45
Other Public Safety				Balance Outstanding Dec. 31, 1984	373,946.30
PUBLIC WORKS				PRIOR YEARS TAXES OUTSTANDING	
Streets and Drainage	722,202.11	Public Enterprises		Balance January 1, 1984	643,365.88
Sewers and Sewage Processing	1,736,841.18	Recreation—Culture	37,845.00	Collected in 1984	600,751.82
Garbage and Trash Disposal	400,831.58	Public Works	488,776.90	Cancelled, Abated or Adjusted 1984	
Public Buildings and Grounds	425,566.34	Buildings and Grounds	476,532.65	Transfers to Tax Title Liens or Foreclosed	
Other Public Works		Library and Education		Balance December 31, 1984	42,614.06
HEALTH and WELFARE		Conservation		TAX TITLE LIENS OUTSTANDING	
Health Services Except Environmental	109,549.00	All Other		Balance January 1, 1984	1,402.02
Welfare-Public Assistance	103,439.00			Transfer From Taxes	258.45
Hospitals, Clinics, First Aid		CAPITAL DEBT AUTHORIZED, DECEMBER 31, 1984		Redeemed in 1984	
Animal, Insect, & Rodent Control	9,110.00	ISSUED AND UNISSUED		Cancelled, Abated or Adjusted (1984)	
Other Welfare Services		School	4,497,000	Transfers to Foreclosed Property	
RECREATION and CONSERVATION		Self-Liquidating		Balance December 31, 1984	1,660.47
Beaches and Boardwalks		Other	13,321,664	PROPERTY ACQUIRED BY DEED OR	
Parks, Playgrounds, Shade Trees	133,155.58	Total	17,818,664	FORECLOSURE	
Land Reclamation & Conservation				Balance January 1, 1984	68,600.00
Other Recreational Services	128,658.87	ISSUED AND OUTSTANDING		Transfers From Taxes or Liens	
EDUCATION (excluding schools)		School	4,497,000.00	Sale for Cash (1984)	
Libraries	352,535.00	Self-Liquidating		Cancelled, Abated or Adjusted (1984)	
Other Educational Services		Other	8,480,000.00	Balance December 31, 1984	68,600.00
STATUTORY EXPENDITURES		Total	12,977,000.00	CURRENT FINANCES DECEMBER 31, 1984	
Pensions & F. I. C. A.	528,833.00	EQUALIZED VALUATION BASIS		ASSETS	
Employee Fringe Benefits	386,915.64	FOR NET DEBT COMPUTATION	869,779,769	Cash Dec. 31, 1984	4,774,549.10
Other Statutory Expenditures	15,000.00	REAL PROPERTY VALUATIONS		Taxes Receivable	416,560.36
CETA And Other Public Employment Programs		Code Class # of Parcels % VAL'N		Tax Title Liens	1,660.47
MUNICIPAL FUNCTIONS TOTAL	10,033,103.00	1 Vacant Land 200 5.95	63,971,500.00	Foreclosed Property	68,600.00
CAPITAL IMPROVEMENTS *MEMO*	135,000.00	2 Residential 3941 35.06	376,711,500.00	Emergencies & Other Deferred Charges	90,902.00
DEBT SERVICE		3 Farm		State and Federal Aid Receivable	13,269.20
Principal Payments	500,000.00	4a Commercial 160 16.15	173,534,200.00	Other Receivables	16,040.80
Interest Payments	750,723.50	4b Industrial 155 41.77	448,849,000.00	Total	5,381,581.93
TYPE I SCHL DEBT *MEMO	91,420.00	4c Apartments 14 1.07	11,513,700.00	LIABILITIES, RESERVES, AND SURPLUS	
DEFERRED CHARGES	60,792.07	Total 4470	1,074,579,900.00	Cash Liabilities	925,587.75
SCHOOL, COUNTY, SPECIAL DISTRICT TAXES	17,937,103.72	Land Area 5.30 Sq. Miles		Reserves for Receivables	497,916.63
RESERVE FOR UNCOLLECTED TAXES	768,000.00	Net Valuation Taxable-Municipal	1,083,680,110	Surplus Dec. 31, 1984	3,958,077.55
EXPENDITURES TOTAL	30,049,727.29	Net Valuation Taxable-County	918,350,622	Total	5,381,581.93
		State Equalized Valuation	996,763,821		
		State Equalization Ratio	1.08.90		

1984/3000

* ABOVE DEBT SERVICE INCLUDES TYPE I SCHOOL DEBT

*Includes County Health Service Taxes or County Vocational School Taxes. See Table 13.

0332
Population 1980 4,537
Population 1984 4,925
S & P Rating
Moody Rating

General Tax Rate Per \$100. 2.43
State Equalized Tax Rate 2.24

SHAMONG TOWNSHIP – BURLINGTON CO.
Form of Government:
Township Committee
Number of Members on Governing Body – 3

PER CAPITA:
Gross Debt 245.70
Net Debt
Debt Service
Total Tax Levy 517.81
Municipal Expenditures 146.03
PER CENT:
Gross Debt 1.18
Net Debt
Tax Levy Collected 92.32
Tax Levy Cancelled, Abated or Adjusted .41

EXPENDITURES		REVENUES-REALIZED		1984 PROPERTY TAX	
GENERAL GOVERNMENT				STATE EQUALIZED TAX RATE	
Governing Body & Public Boards		1984 Property Taxes Collected	2,357,707.33	Local District School Taxes 1.18	1,318,058.81
Municipal Clerk		1984 Payments in Lieu of Taxes		Regional & Consolidated School Tax .45	508,753.55
Financial Administration	14,336.00	Delinquent Tax & Lien Collections	193,475.23	School Taxes in Municipal Budget	
Assessment of Taxes	15,889.00	Business Personalty Replacement Taxes	12,907.60	County Taxes .57	642,990.55
Collection of Taxes	20,493.00	Taxes from Public Utilities	231,381.00	County Library Taxes .03	35,869.12
Planning, Housing & Development	13,301.00	Other Miscellaneous Tax Revenues		Local Municipal Purpose Taxes	
Human Resources		State Aid Revenues	11,258.16	Veteran & Senior Citizen Taxes	21,350.00
Elections		Federal Aid Revenues		Total Taxes for Rate Computation 2.23	2,527,022.03
General Administration (other)	77,909.00	State and Local Fiscal Assistance Act Utilized	20,000.00	Special District Taxes	
JUDICIARY		Sale of Acquired Property		Bank Corp. Taxes	439.71
Municipal Courts	17,888.00	Other Miscellaneous Revenues	247,793.87	Added and Omitted Taxes	44,123.53
PUBLIC SAFETY		Total	3,074,523.19	Total Taxes Levied - ABSTRACT	2,550,235.27
Fire Protection	36,500.00	Prior Years Surplus Appropriated	241,085.43	Total Taxes Billed	2,553,767.99
Police Protection	36,200.00	REVENUES TOTAL	3,315,608.62	1984 TAXES COLLECTED	2,357,707.33
Civil Defense & Disaster Control	2,122.00	Reserve For Uncollected Taxes	272,449.19	1984 Taxes Cancelled, Abated or Adjusted	10,354.07
Environmental Inspection & Control	11,375.00			Transfer to Tax Title Liens or Foreclosed	21,319.74
Other Public Safety		CAPITAL OUTLAY TOTAL	6,581.00	Balance Outstanding Dec. 31, 1984	164,386.85
PUBLIC WORKS				PRIOR YEARS TAXES OUTSTANDING	
Streets and Drainage	157,150.00	Public Enterprises		Balance January 1, 1984	186,294.89
Sewers and Sewage Processing		Recreation—Culture		Collected in 1984	167,823.94
Garbage and Trash Disposal	2,000.00	Public Works	6,581.00	Cancelled, Abated or Adjusted 1984	
Public Buildings and Grounds	16,300.00	Buildings and Grounds		Transfers to Tax Title Liens or Foreclosed	3,313.68
Other Public Works		Library and Education		Balance December 31, 1984	15,157.27
HEALTH and WELFARE		Conservation		TAX TITLE LIENS OUTSTANDING	
Health Services Except Environmental	462.00	All Other		Balance January 1, 1984	74,200.62
Welfare-Public Assistance	3,577.00			Transfer From Taxes	25,105.88
Hospitals, Clinics, First Aid		CAPITAL DEBT AUTHORIZED, DECEMBER 31, 1984		Redeemed in 1984	25,651.29
Animal, Insect, & Rodent Control	1,800.00	ISSUED AND UNISSUED GROSS DEBT		Cancelled, Abated or Adjusted (1984)	
Other Welfare Services		School 1,210,072		Transfers to Foreclosed Property	
RECREATION and CONSERVATION		Self-Liquidating		Balance December 31, 1984	73,655.21
Beaches and Boardwalks		Other		PROPERTY ACQUIRED BY DEED OR	
Parks, Playgrounds, Shade Trees	8,000.00	Total 1,210,072		FORECLOSURE	
Land Reclamation & Conservation		ISSUED AND OUTSTANDING		Balance January 1, 1984	3,925.00
Other Recreational Services	250.00	School 1,190,061.59		Transfers From Taxes or Liens	
EDUCATION (excluding schools)		Self-Liquidating		Sale for Cash (1984)	
Libraries		Other		Cancelled, Abated or Adjusted (1984)	
Other Educational Services		Total 1,190,061.59		Balance December 31, 1984	3,925.00
STATUTORY EXPENDITURES		EQUALIZED VALUATION BASIS		CURRENT FINANCES DECEMBER 31, 1984	
Pensions & F. I. C. A.	10,200.00	FOR NET DEBT COMPUTATION	102,754,706	ASSETS	
Employee Fringe Benefits		REAL PROPERTY VALUATIONS		Cash Dec. 31, 1984	1,716,560.89
Other Statutory Expenditures	1,000.00	Code Class # of Parcels % VAL'N	ASSESSED VALUATION	Taxes Receivable	179,544.12
CETA And Other Public Employment Programs		1 Vacant Land 478 7.27	7,313,050.00	Tax Title Liens	73,655.21
MUNICIPAL FUNCTIONS TOTAL	446,752.00	2 Residential 1205 85.75	86,253,700.00	Foreclosed Property	3,925.00
CAPITAL IMPROVEMENTS *MEMO*	40,000.00	3 Farm 212 3.43	3,447,750.00	Emergencies & Other Deferred Charges	
DEBT SERVICE		4a Commercial 43 2.96	2,978,300.00	State and Federal Aid Receivable	3,782.04
Principal Payments		4b Industrial 6 .59	592,400.00	Other Receivables	15,604.99
Interest Payments		4c Apartments		Total	1,993,072.25
DEFERRED CHARGES		Total 1944	100,585,200.00	LIABILITIES, RESERVES, AND SURPLUS	
SCHOOL, COUNTY, SPECIAL DISTRICT TAXES	2,505,672.03	Land Area 46.61 Sq. Miles		Cash Liabilities	990,375.01
RESERVE FOR UNCOLLECTED TAXES	272,449.19	Net Valuation Taxable-Municipal	103,027,079	Reserves for Receivables	272,729.32
EXPENDITURES TOTAL	3,224,873.22	Net Valuation Taxable-County	107,324,998	Surplus Dec. 31, 1984	729,967.92
		State Equalized Valuation	111,690,494	Total	1,993,072.25
		State Equalization Ratio	92.07		

0611

Population 1980 604
 Population 1984 608
 S & P Rating
 Moody Rating

General Tax Rate Per \$100. 3.30
 State Equalized Tax Rate 2.90

SHILOH BOROUGH - CUMBERLAND CO.
Form of Government:
Borough Council
Number of Members on Governing Body - 6

PER CAPITA:
 Gross Debt 174.11
 Net Debt
 Debt Service
 Total Tax Levy 265.04
 Municipal Expenditures 95.54

PER CENT:
 Gross Debt 1.98
 Net Debt
 Tax Levy Collected 94.21
 Tax Levy Cancelled, Abated or Adjusted

EXPENDITURES		REVENUES-REALIZED		1984 PROPERTY TAX	
GENERAL GOVERNMENT				STATE EQUALIZED TAX RATE	
Governing Body & Public Boards		1984 Property Taxes Collected	151,679.47	Local District School Taxes	1.15 63,850.00
Municipal Clerk		1984 Payments in Lieu of Taxes		Regional & Consolidated School Tax	.59 33,037.20
Financial Administration	3,300.00	Delinquent Tax & Lien Collections	17,870.95	School Taxes in Municipal Budget	
Assessment of Taxes	1,300.00	Business Personalty Replacement Taxes	4,597.84	County Taxes	1.15 * 63,768.14
Collection of Taxes	1,800.00	Taxes from Public Utilities	17,549.00	County Library Taxes	
Planning, Housing & Development	100.00	Other Miscellaneous Tax Revenues		Local Municipal Purpose Taxes	
Human Resources		State Aid Revenues	4,011.14	Veteran & Senior Citizen Taxes	11,050.00
Elections		Federal Aid Revenues		Total Taxes for Rate Computation	2.89 171,705.34
General Administration (other)	5,100.00	State and Local Fiscal Assistance Act Utilized	2,383.00	Special District Taxes	
JUDICIARY		Sale of Acquired Property		Bank Corp. Taxes	491.79
Municipal Courts	300.00	Other Miscellaneous Revenues	15,649.97	Added and Omitted Taxes	
PUBLIC SAFETY		Total	213,741.37	Total Taxes Levied - ABSTRACT	161,147.13
Fire Protection	9,050.00	Prior Years Surplus Appropriated	21,300.00	Total Taxes Billed	161,007.95
Police Protection		REVENUES TOTAL	235,041.37	1984 TAXES COLLECTED	151,679.47
Civil Defense & Disaster Control		Reserve For Uncollected Taxes	20,743.49	1984 Taxes Cancelled, Abated or Adjusted	
Environmental Inspection & Control	1,000.00			Transfer to Tax Title Liens or Foreclosed	
Other Public Safety				Balance Outstanding Dec. 31, 1984	9,328.48
PUBLIC WORKS		CAPITAL OUTLAY TOTAL		PRIOR YEARS TAXES OUTSTANDING	
Streets and Drainage	5,356.57	Public Enterprises		Balance January 1, 1984	18,000.29
Sewers and Sewage Processing		Recreation—Culture		Collected in 1984	17,870.95
Garbage and Trash Disposal	8,800.00	Public Works		Cancelled, Abated or Adjusted 1984	
Public Buildings and Grounds		Buildings and Grounds		Transfers to Tax Title Liens or Foreclosed	
Other Public Works		Library and Education		Balance December 31, 1984	129.34
HEALTH and WELFARE		Conservation		TAX TITLE LIENS OUTSTANDING	
Health Services Except Environmental	119.00	All Other		Balance January 1, 1984	
Welfare-Public Assistance	100.00			Transfer From Taxes	
Hospitals, Clinics, First Aid		CAPITAL DEBT AUTHORIZED, DECEMBER 31, 1984		Redeemed in 1984	
Animal, Insect, & Rodent Control	450.00	ISSUED AND UNISSUED GROSS DEBT NET DEBT		Cancelled, Abated or Adjusted (1984)	
Other Welfare Services		School 105,859		Transfers to Foreclosed Property	
RECREATION and CONSERVATION		Self-liquidating		Balance December 31, 1984	
Beaches and Boardwalks		Other		PROPERTY ACQUIRED BY DEED OR	
Parks, Playgrounds, Shade Trees		Total 105,859		FORECLOSURE	
Land Reclamation & Conservation		ISSUED AND OUTSTANDING		Balance January 1, 1984	
Other Recreational Services	200.00	School 105,859.60		Transfers From Taxes or Liens	
EDUCATION (excluding schools)		Self-liquidating		Sale for Cash (1984)	
Libraries		Other		Cancelled, Abated or Adjusted (1984)	
Other Educational Services		Total 105,859.60		Balance December 31, 1984	
STATUTORY EXPENDITURES		EQUALIZED VALUATION BASIS		CURRENT FINANCES DECEMBER 31, 1984	
Pensions & F. I. C. A.	249.43	FOR NET DEBT COMPUTATION	5,345,244	ASSETS	
Employee Fringe Benefits		REAL PROPERTY VALUATIONS		Cash Dec. 31, 1984	41,377.83
Other Statutory Expenditures	85.00	Code Class # of Parcels % VAL'N		Taxes Receivable	9,457.82
CETA And Other Public Employment Programs		1 Vacant Land 14 .48	22,200.00	Tax Title Liens	
MUNICIPAL FUNCTIONS TOTAL	37,310.00	2 Residential 165 76.39	3,563,700.00	Foreclosed Property	
CAPITAL IMPROVEMENTS *MEMO*	8,000.00	3 Farm 31 15.56	725,600.00	Emergencies & Other Deferred Charges	
DEBT SERVICE		4a Commercial 16 7.46	348,200.00	State and Federal Aid Receivable	
Principal Payments		4b Industrial		Other Receivables	639.39
Interest Payments		4c Apartments 1 .11	5,200.00	Total	51,475.04
DEFERRED CHARGES	31.96	Total 227	4,664,900.00	LIABILITIES, RESERVES, AND SURPLUS	
SCHOOL, COUNTY, SPECIAL DISTRICT TAXES	160,655.34	Land Area 1.18 Sq. Miles		Cash Liabilities	10,157.73
RESERVE FOR UNCOLLECTED TAXES	20,743.49	Net Valuation Taxable-Municipal	4,879,029	Reserves for Receivables	10,097.21
EXPENDITURES TOTAL	213,740.79	Net Valuation Taxable-County	5,581,688	Surplus Dec. 31, 1984	31,220.10
		State Equalized Valuation	5,530,860	Total	51,475.04
		State Equalization Ratio	87.74		

1984/3000

*Includes County Health Service Taxes or County Vocational School Taxes. See Table 13.

1528
Population 1980 1,427
Population 1984 1,467
S & P Rating
Moody Rating

General Tax Rate Per \$100. 1.28
State Equalized Tax Rate 1.19

SHIP BOTTOM BOROUGH – OCEAN COUNTY
Form of Government:
Borough Council
Number of Members on Governing Body – 6

PER CAPITA:
Gross Debt 899.80
Net Debt 807.16
Debt Service 56.33
Total Tax Levy 1,525.95
Municipal Expenditures 1,211.24

PER CENT:
Gross Debt .78
Net Debt .70
Tax Levy Collected 92.93
Tax Levy Cancelled, Abated or Adjusted

EXPENDITURES		REVENUES-REALIZED		1984 PROPERTY TAX	
GENERAL GOVERNMENT				STATE EQUALIZED TAX RATE	
Governing Body & Public Boards		1984 Property Taxes Collected	2,067,315.65	Local District School Taxes .09	159,969.41
Municipal Clerk		1984 Payments in Lieu of Taxes		Regional & Consolidated School Tax .26	486,405.90
Financial Administration	15,600.00	Delinquent Tax & Lien Collections	144,876.55	School Taxes in Municipal Budget	
Assessment of Taxes	12,900.00	Business Personalty Replacement Taxes	23,691.80	County Taxes .45 *	829,935.57
Collection of Taxes	28,400.00	Taxes from Public Utilities	229,169.00	County Library Taxes .03	48,368.89
Planning, Housing & Development	12,300.00	Other Miscellaneous Tax Revenues		Local Municipal Purpose Taxes .36	672,700.00
Human Resources		State Aid Revenues	7,954.87	Veteran & Senior Citizen Taxes	36,450.00
Elections		Federal Aid Revenues		Total Taxes for Rate Computation 1.19	2,233,829.77
General Administration (other)	169,335.00	State and Local Fiscal Assistance Act Utilized	41,193.17	Special District Taxes	
JUDICIARY		Sale of Acquired Property		Bank Corp. Taxes	14,018.67
Municipal Courts	21,300.00	Other Miscellaneous Revenues	375,828.17	Added and Omitted Taxes	27,170.48
PUBLIC SAFETY		Total	2,890,029.21	Total Taxes Levied - ABSTRACT	2,238,568.92
Fire Protection	19,025.00	Prior Years Surplus Appropriated	407,100.00	Total Taxes Billed	2,224,550.25
Police Protection	317,250.00	REVENUES TOTAL	3,297,129.21	1984 TAXES COLLECTED	2,067,315.65
Civil Defense & Disaster Control	1,000.00	Reserve For Uncollected Taxes	225,200.00	1984 Taxes Cancelled, Abated or Adjusted	
Environmental Inspection & Control	36,000.00	CAPITAL OUTLAY TOTAL	332,400.01	Transfer to Tax Title Liens or Foreclosed	
Other Public Safety				Balance Outstanding Dec. 31, 1984	157,234.60
PUBLIC WORKS				PRIOR YEARS TAXES OUTSTANDING	
Streets and Drainage	199,333.17	Public Enterprises		Balance January 1, 1984	141,725.37
Sewers and Sewage Processing		Recreation—Culture		Collected in 1984	141,725.37
Garbage and Trash Disposal	86,900.00	Public Works	167,269.34	Cancelled, Abated or Adjusted 1984	
Public Buildings and Grounds	50,050.00	Buildings and Grounds	165,130.67	Transfers to Tax Title Liens or Foreclosed	
Other Public Works	66,000.00	Library and Education		Balance December 31, 1984	
HEALTH and WELFARE		Conservation		TAX TITLE LIENS OUTSTANDING	
Health Services Except Environmental	5,500.00	All Other		Balance January 1, 1984	5,582.34
Welfare-Public Assistance	2,300.00	CAPITAL DEBT AUTHORIZED, DECEMBER 31, 1984		Transfer From Taxes	
Hospitals, Clinics, First Aid	2,200.00	ISSUED AND UNISSUED		Redeemed in 1984	3,151.18
Animal, Insect, & Rodent Control	2,700.00	School	133,555	Cancelled, Abated or Adjusted (1984)	
Other Welfare Services		Self-liquidating	2,348	Transfers to Foreclosed Property	
RECREATION and CONSERVATION		Other	1,184,100	Balance December 31, 1984	2,431.16
Beaches and Boardwalks	125,200.00	Total	1,320,003	PROPERTY ACQUIRED BY DEED OR	
Parks, Playgrounds, Shade Trees	14,500.00			FORECLOSURE	
Land Reclamation & Conservation	100,000.00	ISSUED AND OUTSTANDING		Balance January 1, 1984	37,575.00
Other Recreational Services	9,850.00	School	133,555.45	Transfers From Taxes or Liens	
EDUCATION (excluding schools)		Self-Liquidating		Sale for Cash (1984)	
Libraries	2,500.00	Other	479,250.00	Cancelled, Abated or Adjusted (1984)	
Other Educational Services		Total	612,805.45	Balance December 31, 1984	37,575.00
STATUTORY EXPENDITURES		EQUALIZED VALUATION BASIS		CURRENT FINANCES DECEMBER 31, 1984	
Pensions & F. I. C. A.	86,300.00	FOR NET DEBT COMPUTATION	169,859,422	ASSETS	
Employee Fringe Benefits	62,615.00	REAL PROPERTY VALUATIONS		Cash Dec. 31, 1984	1,090,078.66
Other Statutory Expenditures	8,000.00	Code Class # of Parcels % VAL'N		Taxes Receivable	157,234.60
CETA And Other Public Employment Programs		1 Vacant Land 160 4.32	7,418,000.00	Tax Title Liens	2,431.16
MUNICIPAL FUNCTIONS TOTAL	1,457,058.17	2 Residential 1477 77.52	133,104,500.00	Foreclosed Property	37,575.00
CAPITAL IMPROVEMENTS *MEMO*	8,000.00	3 Farm		Emergencies & Other Deferred Charges	124,000.00
DEBT SERVICE		4a Commercial 138 15.23	26,153,700.00	State and Federal Aid Receivable	2,939.19
Principal Payments	61,000.00	4b Industrial		Other Receivables	43,631.00
Interest Payments	21,635.51	4c Apartments 16 2.93	5,032,400.00	Total	1,457,889.61
DEFERRED CHARGES	12,000.00	Total 1791	171,708,600.00	LIABILITIES, RESERVES, AND SURPLUS	
SCHOOL, COUNTY, SPECIAL DISTRICT TAXES	1,524,679.77	Land Area .71 Sq. Miles		Cash Liabilities	608,319.11
RESERVE FOR UNCOLLECTED TAXES	225,200.00	Net Valuation Taxable-Municipal	172,418,840	Reserves for Receivables	240,871.76
EXPENDITURES TOTAL	3,301,573.45	Net Valuation Taxable-County	177,883,748	Surplus Dec. 31, 1984	608,698.74
		State Equalized Valuation	185,641,419	Total	1,457,889.61
		State Equalization Ratio	92.85		

1345
 Population 1980 **2,962**
 Population 1984 **2,911**
 S & P Rating
 Moody Rating

General Tax Rate Per \$100. **2.81**
 State Equalized Tax Rate **2.81**

SHREWSBURY BORO. - MONMOUTH CO.
Form of Government:
Borough Council
Number of Members on Governing Body - 6

PER CAPITA:
 Gross Debt **1,228.50**
 Net Debt **721.56**
 Debt Service **52.51**
 Total Tax Levy **1,323.36**
 Municipal Expenditures **547.74**

PER CENT:
 Gross Debt **2.83**
 Net Debt **1.66**
 Tax Levy Collected **97.22**
 Tax Levy Cancelled, Abated or Adjusted

EXPENDITURES		REVENUES-REALIZED		1984 PROPERTY TAX	
GENERAL GOVERNMENT				STATE EQUALIZED TAX RATE	
Governing Body & Public Boards		1984 Property Taxes Collected	3,709,492.19	Local District School Taxes	.81 1,068,341.00
Municipal Clerk		1984 Payments in Lieu of Taxes		Regional & Consolidated School Tax	.77 1,015,033.79
Financial Administration	6,600.00	Delinquent Tax & Lien Collections	57,898.93	School Taxes in Municipal Budget	
Assessment of Taxes	11,823.00	Business Personalty Replacement Taxes	88,329.76	County Taxes	.54 712,904.64
Collection of Taxes	31,855.00	Taxes from Public Utilities	233,221.00	County Library Taxes	.02 27,178.63
Planning, Housing & Development	23,684.00	Other Miscellaneous Tax Revenues		Local Municipal Purpose Taxes	.66 873,608.00
Human Resources		State Aid Revenues	34,318.51	Veteran & Senior Citizen Taxes	
Elections		Federal Aid Revenues		Total Taxes for Rate Computation	2.80 3,725,716.06
General Administration (other)	176,654.77	State and Local Fiscal Assistance Act Utilized	25,855.00	Special District Taxes	
JUDICIARY		Sale of Acquired Property		Bank Corp. Taxes	36,608.94
Municipal Courts	22,150.00	Other Miscellaneous Revenues	233,303.53	Added and Omitted Taxes	118,624.38
PUBLIC SAFETY		Total	4,382,418.92	Total Taxes Levied - ABSTRACT	3,852,299.38
Fire Protection	39,732.00	Prior Years Surplus Appropriated	240,000.00	Total Taxes Billed	3,815,690.44
Police Protection	409,500.00	REVENUES TOTAL	4,622,418.92	1984 TAXES COLLECTED	3,709,492.19
Civil Defense & Disaster Control		Reserve For Uncollected Taxes	184,247.00	1984 Taxes Cancelled, Abated or Adjusted	
Environmental Inspection & Control	19,688.00	CAPITAL OUTLAY TOTAL	229,284.52	Transfer to Tax Title Liens or Foreclosed	
Other Public Safety				Balance Outstanding Dec. 31, 1984	106,198.25
PUBLIC WORKS				PRIOR YEARS TAXES OUTSTANDING	
Streets and Drainage	195,055.50	Public Enterprises		Balance January 1, 1984	57,898.93
Sewers and Sewage Processing		Recreation—Culture	6,541.06	Collected in 1984	57,898.93
Garbage and Trash Disposal	60,093.03	Public Works	82,988.28	Cancelled, Abated or Adjusted 1984	
Public Buildings and Grounds	3,176.00	Buildings and Grounds	139,845.18	Transfers to Tax Title Liens or Foreclosed	
Other Public Works	24,400.00	Library and Education		Balance December 31, 1984	
HEALTH and WELFARE		Conservation		TAX TITLE LIENS OUTSTANDING	
Health Services Except Environmental	10,426.00	All Other		Balance January 1, 1984	279.25
Welfare-Public Assistance	1,152.00			Transfer From Taxes	
Hospitals, Clinics, First Aid				Redeemed in 1984	
Animal, Insect, & Rodent Control				Cancelled, Abated or Adjusted (1984)	
Other Welfare Services				Transfers to Foreclosed Property	
RECREATION and CONSERVATION				Balance December 31, 1984	279.25
Beaches and Boardwalks				PROPERTY ACQUIRED BY DEED OR	
Parks, Playgrounds, Shade Trees	2,500.00			FORECLOSURE	
Land Reclamation & Conservation	300.00			Balance January 1, 1984	
Other Recreational Services				Transfers From Taxes or Liens	
EDUCATION (excluding schools)				Sale for Cash (1984)	
Libraries	500.00			Cancelled, Abated or Adjusted (1984)	
Other Educational Services				Balance December 31, 1984	
STATUTORY EXPENDITURES				CURRENT FINANCES DECEMBER 31, 1984	
Pensions & F. I. C. A.	99,987.00			ASSETS	
Employee Fringe Benefits	71,239.00			Cash Dec. 31, 1984	1,415,432.23
Other Statutory Expenditures				Taxes Receivable	106,198.25
CETA And Other Public Employment Programs				Tax Title Liens	279.25
MUNICIPAL FUNCTIONS TOTAL	1,210,515.30			Foreclosed Property	
CAPITAL IMPROVEMENTS *MEMO*	25,000.00			Emergencies & Other Deferred Charges	42,590.00
DEBT SERVICE				State and Federal Aid Receivable	
Principal Payments	75,000.00			Other Receivables	486,186.66
Interest Payments	77,869.25			Total	2,050,686.39
DEFERRED CHARGES	46,831.98			LIABILITIES, RESERVES, AND SURPLUS	
SCHOOL, COUNTY, SPECIAL DISTRICT TAXES	2,823,458.06			Cash Liabilities	987,235.85
RESERVE FOR UNCOLLECTED TAXES	184,247.00			Reserves for Receivables	594,664.16
EXPENDITURES TOTAL	4,417,921.59			Surplus Dec. 31, 1984	468,786.38
				Total	2,050,686.39

1346
 Population 1980 995
 Population 1984 1,069
 S & P Rating
 Moody Rating A
 General Tax Rate Per \$100. 6.33
 State Equalized Tax Rate 5.89

SHREWSBURY TWP. - MONMOUTH CO.
Form of Government:
Township Committee
Number of Members on Governing Body - 3

PER CAPITA:
 Gross Debt 42.98
 Net Debt 42.01
 Debt Service
 Total Tax Levy 307.28
 Municipal Expenditures 271.91
 PER CENT:
 Gross Debt .90
 Net Debt .88
 Tax Levy Collected 94.66
 Tax Levy Cancelled, Abated or Adjusted 4.15

EXPENDITURES		REVENUES-REALIZED		1984 PROPERTY TAX	
GENERAL GOVERNMENT				STATE EQUALIZED TAX RATE →	
Governing Body & Public Boards		1984 Property Taxes Collected	311,822.63	Local District School Taxes	
Municipal Clerk		1984 Payments in Lieu of Taxes		Regional & Consolidated School Tax 1.99	107,938.49
Financial Administration	8,900.00	Delinquent Tax & Lien Collections		School Taxes in Municipal Budget	
Assessment of Taxes	13,850.00	Business Personalty Replacement Taxes	749.00	County Taxes .54	29,370.44
Collection of Taxes	250.00	Taxes from Public Utilities	22,795.00	County Library Taxes .02	1,119.49
Planning, Housing & Development		Other Miscellaneous Tax Revenues		Local Municipal Purpose Taxes 3.34	181,129.00
Human Resources		State Aid Revenues	60,428.59	Veteran & Senior Citizen Taxes	
Elections	700.00	Federal Aid Revenues		Total Taxes for Rate Computation 5.89	319,557.42
General Administration (other)	59,997.87	State and Local Fiscal Assistance Act Utilized	12,425.00	Special District Taxes	
JUDICIARY		Sale of Acquired Property		Bank Corp. Taxes	
Municipal Courts	4,800.00	Other Miscellaneous Revenues	16,848.25	Added and Omitted Taxes	8,922.05
PUBLIC SAFETY		Total	425,068.47	Total Taxes Levied - ABSTRACT	328,479.47
Fire Protection	3,400.00	Prior Years Surplus Appropriated	28,000.00	Total Taxes Billed	329,409.60
Police Protection	7,500.75	REVENUES TOTAL	453,068.47	1984 TAXES COLLECTED	311,822.63
Civil Defense & Disaster Control	500.00	Reserve For Uncollected Taxes	1,000.00	1984 Taxes Cancelled, Abated or Adjusted	13,665.90
Environmental Inspection & Control	5,500.00	CAPITAL OUTLAY TOTAL	35,986.00	Transfer to Tax Title Liens or Foreclosed Balance Outstanding Dec. 31, 1984	3,921.07
Other Public Safety				PRIOR YEARS TAXES OUTSTANDING	
PUBLIC WORKS				Balance January 1, 1984	763.12
Streets and Drainage	42,859.12	Public Enterprises		Collected in 1984	763.12
Sewers and Sewage Processing	58,013.00	Recreation—Culture		Cancelled, Abated or Adjusted 1984	
Garbage and Trash Disposal	29,035.01	Public Works		Transfers to Tax Title Liens or Foreclosed	
Public Buildings and Grounds	15,000.00	Buildings and Grounds	35,986.00	Balance December 31, 1984	
Other Public Works		Library and Education		TAX TITLE LIENS OUTSTANDING	
HEALTH and WELFARE		Conservation		Balance January 1, 1984	
Health Services Except Environmental	7,500.00	All Other		Transfer From Taxes	
Welfare-Public Assistance	5,000.00			Redeemed in 1984	
Hospitals, Clinics, First Aid				Cancelled, Abated or Adjusted (1984)	
Animal, Insect, & Rodent Control				Transfers to Foreclosed Property	
Other Welfare Services				Balance December 31, 1984	
RECREATION and CONSERVATION				PROPERTY ACQUIRED BY DEED OR FORECLOSURE	
Beaches and Boardwalks				Balance January 1, 1984	
Parks, Playgrounds, Shade Trees	4,000.00			Transfers From Taxes or Liens	
Land Reclamation & Conservation				Sale for Cash (1984)	
Other Recreational Services	4,800.00			Cancelled, Abated or Adjusted (1984)	
EDUCATION (excluding schools)				Balance December 31, 1984	
Libraries				CURRENT FINANCES DECEMBER 31, 1984	
Other Educational Services				ASSETS	
STATUTORY EXPENDITURES				Cash Dec. 31, 1984	196,763.32
Pensions & F. I. C. A.	7,250.90			Taxes Receivable	3,921.07
Employee Fringe Benefits				Tax Title Liens	
Other Statutory Expenditures	675.00			Foreclosed Property	
CETA And Other Public Employment Programs				Emergencies & Other Deferred Charges	13,600.00
MUNICIPAL FUNCTIONS TOTAL	279,531.65			State and Federal Aid Receivable	
CAPITAL IMPROVEMENTS *MEMO*	9,000.00			Other Receivables	15,988.30
DEBT SERVICE				Total	230,272.69
Principal Payments				LIABILITIES, RESERVES, AND SURPLUS	
Interest Payments				Cash Liabilities	144,038.97
DEFERRED CHARGES	10,138.35			Reserves for Receivables	19,909.37
SCHOOL, COUNTY, SPECIAL DISTRICT TAXES	138,428.42			Surplus Dec. 31, 1984	66,324.35
RESERVE FOR UNCOLLECTED TAXES	1,000.00			Total	230,272.69
EXPENDITURES TOTAL	429,098.42				

0431
 Population 1980 5,900
 Population 1984 5,909
 S & P Rating
 Moody Rating **BAA1**

General Tax Rate Per \$100. **7.09**
 State Equalized Tax Rate **3.18**

SOMERDALE BOROUGH - CAMDEN CO.
Form of Government:
Borough Council
Number of Members on Governing Body - 6

PER CAPITA:
 Gross Debt **423.77**
 Net Debt **291.54**
 Debt Service **36.94**
 Total Tax Levy **472.02**
 Municipal Expenditures **209.98**

PER CENT:
 Gross Debt **3.00**
 Net Debt **2.06**
 Tax Levy Collected **97.09**
 Tax Levy Cancelled, Abated or Adjusted **.27**

EXPENDITURES		REVENUES-REALIZED		1984 PROPERTY TAX	
GENERAL GOVERNMENT				STATE EQUALIZED TAX RATE	
Governing Body & Public Boards		1984 Property Taxes Collected	2,708,737.84	Local District School Taxes .83	724,729.00
Municipal Clerk		1984 Payments in Lieu of Taxes		Regional & Consolidated School Tax .58	508,330.63
Financial Administration	23,100.00	Delinquent Tax & Lien Collections	62,334.49	School Taxes in Municipal Budget	
Assessment of Taxes	6,780.00	Business Personalty Replacement Taxes	41,001.80	County Taxes	1.14 994,018.00
Collection of Taxes	16,425.00	Taxes from Public Utilities	357,823.40	County Library Taxes	.03 22,760.00
Planning, Housing & Development	7,635.00	Other Miscellaneous Tax Revenues		Local Municipal Purpose Taxes	.61 530,000.00
Human Resources		State Aid Revenues	85,428.97	Veteran & Senior Citizen Taxes	
Elections	3,865.77	Federal Aid Revenues		Total Taxes for Rate Computation	3.19 2,853,337.63
General Administration (other)	172,301.14	State and Local Fiscal Assistance Act Utilized	24,869.00	Special District Taxes	
JUDICIARY		Sale of Acquired Property	5,600.00	Bank Corp. Taxes	435.82
Municipal Courts	20,885.00	Other Miscellaneous Revenues	81,150.42	Added and Omitted Taxes	8,907.13
PUBLIC SAFETY		Total	3,366,945.92	Total Taxes Levied - ABSTRACT	2,789,180.58
Fire Protection	49,120.00	Prior Years Surplus Appropriated	125,000.00	Total Taxes Billed	2,789,888.37
Police Protection	241,522.72	REVENUES TOTAL	3,491,945.92	1984 TAXES COLLECTED	2,708,737.84
Civil Defense & Disaster Control	50.00	Reserve For Uncollected Taxes	135,000.00	1984 Taxes Cancelled, Abated or Adjusted	7,586.02
Environmental Inspection & Control	10,950.00	CAPITAL OUTLAY TOTAL	206,923.75	Transfer to Tax Title Liens or Foreclosed	9,841.68
Other Public Safety		Public Enterprises	129,630.50	Balance Outstanding Dec. 31, 1984	63,722.83
PUBLIC WORKS		Recreation—Culture	4,012.88	PRIOR YEARS TAXES OUTSTANDING	
Streets and Drainage	107,428.66	Public Works	68,865.27	Balance January 1, 1984	71,135.57
Sewers and Sewage Processing		Buildings and Grounds	4,415.10	Collected in 1984	60,828.55
Garbage and Trash Disposal	101,433.26	Library and Education		Cancelled, Abated or Adjusted 1984	5,116.77
Public Buildings and Grounds	8,089.50	Conservation		Transfers to Tax Title Liens or Foreclosed	3,177.52
Other Public Works	16,436.65	All Other		Balance December 31, 1984	2,012.73
HEALTH and WELFARE		CAPITAL DEBT AUTHORIZED, DECEMBER 31, 1984		TAX TITLE LIENS OUTSTANDING	
Health Services Except Environmental	2,245.00	ISSUED AND UNISSUED		Balance January 1, 1984	34,368.26
Welfare-Public Assistance	18,600.00	School	765,666	Transfer From Taxes	13,019.20
Hospitals, Clinics, First Aid		Self-liquidating	190,000	Redeemed in 1984	1,505.94
Animal, Insect, & Rodent Control		Other	1,548,411	Cancelled, Abated or Adjusted (1984)	
Other Welfare Services		Total	2,504,077	Transfers to Foreclosed Property	
RECREATION and CONSERVATION		ISSUED AND OUTSTANDING		Balance December 31, 1984	45,881.52
Beaches, and Boardwalks		School	632,930.62	PROPERTY ACQUIRED BY DEED OR FORECLOSURE	
Parks, Playgrounds, Shade Trees	350.00	Self-Liquidating	190,000.00	Balance January 1, 1984	27,350.00
Land Reclamation & Conservation		Other	1,516,611.00	Transfers From Taxes or Liens	
Other Recreational Services	10,150.00	Total	2,339,541.62	Sale for Cash (1984)	5,600.00
EDUCATION (excluding schools)		EQUALIZED VALUATION BASIS		Cancelled, Abated or Adjusted (1984)	900.00
Libraries	9,200.00	FOR NET DEBT COMPUTATION	83,503,290	Balance December 31, 1984	20,850.00
Other Educational Services		REAL PROPERTY VALUATIONS		CURRENT FINANCES DECEMBER 31, 1984	
STATUTORY EXPENDITURES		Code Class # of Parcels % VAL'N	ASSESSED VALUATION	ASSETS	
Pensions & F. I. C. A.	51,694.00	1 Vacant Land 208 2.34	909,730.00	Cash Dec. 31, 1984	453,365.66
Employee Fringe Benefits		2 Residential 1543 73.54	28,565,960.00	Taxes Receivable	65,735.56
Other Statutory Expenditures	9,249.59	3 Farm		Tax Title Liens	45,881.52
CETA And Other Public Employment Programs		4a Commercial 105 12.08	4,691,000.00	Foreclosed Property	20,850.00
MUNICIPAL FUNCTIONS TOTAL	887,511.29	4b Industrial 41 5.87	2,279,175.00	Emergencies & Other Deferred Charges	
CAPITAL IMPROVEMENTS *MEMO*	8,000.00	4c Apartments 7 6.18	2,400,250.00	State and Federal Aid Receivable	160.19
DEBT SERVICE		Total 1904	38,846,115.00	Other Receivables	8,486.46
Principal Payments	115,000.00	Land Area 1.36 Sq. Miles		Total	594,479.39
Interest Payments	103,274.50	Net Valuation Taxable-Municipal	39,207,392	LIABILITIES, RESERVES, AND SURPLUS	
DEFERRED CHARGES		Net Valuation Taxable-County	84,123,786	Cash Liabilities	143,017.73
SCHOOL, COUNTY, SPECIAL DISTRICT TAXES	2,249,837.63	State Equalized Valuation	87,071,355	Reserves for Receivables	140,953.54
RESERVE FOR UNCOLLECTED TAXES	135,000.00	State Equalization Ratio	44.80	Surplus Dec. 31, 1984	310,508.12
EXPENDITURES TOTAL	3,490,623.42			Total	594,479.39

General Tax Rate Per \$100.	3.47
State Equalized Tax Rate	2.11

Number of Members on Governing Body – 7

*Includes County Health Service Taxes or County Vocational School Taxes. See Table 13.

1984/3000

NEW JERSEY STATE LIBRARY

1818
 Population 1980 **11,973**
 Population 1984 **11,929**
 S & P Rating
 Moody Rating **A1**

General Tax Rate Per \$100.
5.70
 State Equalized Tax Rate
2.94

SOMERVILLE BOROUGH – SOMERSET CO.
Form of Government:
Borough Council
Number of Members on Governing Body – 6

PER CAPITA:
 Gross Debt **660.53**
 Net Debt **460.68**
 Debt Service **43.48**
 Total Tax Levy **811.38**
 Municipal Expenditures **448.25**

PER CENT:
 Gross Debt **2.67**
 Net Debt **1.86**
 Tax Levy Collected **96.04**
 Tax Levy Cancelled, Abated or Adjusted **.04**

EXPENDITURES		REVENUES-REALIZED		1984 PROPERTY TAX	
GENERAL GOVERNMENT				STATE EQUALIZED TAX RATE 1.71	
Governing Body & Public Boards		1984 Property Taxes Collected	9,261,994.91	Local District School Taxes	5,568,419.00
Municipal Clerk		1984 Payments in Lieu of Taxes		Regional & Consolidated School Tax	
Financial Administration	55,238.00	Delinquent Tax & Lien Collections	349,890.34	School Taxes in Municipal Budget	
Assessment of Taxes	152,221.00	Business Personalty Replacement Taxes	252,385.28	County Taxes	1,603,992.14
Collection of Taxes	30,514.00	Taxes from Public Utilities	994,545.00	County Library Taxes	
Planning, Housing & Development	31,497.00	Other Miscellaneous Tax Revenues		Local Municipal Purpose Taxes	2,402,005.46
Human Resources		State Aid Revenues	224,129.03	Veteran & Senior Citizen Taxes	99,900.00
Elections	3,972.00	Federal Aid Revenues		Total Taxes for Rate Computation	2.94
General Administration (other)	558,901.00	State and Local Fiscal Assistance Act Utilized	116,030.14	Special District Taxes	
JUDICIARY		Sale of Acquired Property		Bank Corp. Taxes	47,368.11
Municipal Courts	48,081.00	Other Miscellaneous Revenues	583,014.97	Added and Omitted Taxes	57,115.49
PUBLIC SAFETY		Total	11,781,989.67	Total Taxes Levied - ABSTRACT	9,678,900.20
Fire Protection	135,551.00	Prior Years Surplus Appropriated	450,000.00	Total Taxes Billed	9,643,836.05
Police Protection	1,274,567.36	REVENUES TOTAL	12,231,989.67	1984 TAXES COLLECTED	9,261,994.91
Civil Defense & Disaster Control	11,395.00	Reserve For Uncollected Taxes	503,000.00	1984 Taxes Cancelled, Abated or Adjusted	3,702.15
Environmental Inspection & Control	65,072.00	CAPITAL OUTLAY TOTAL	550,359.09	Transfer to Tax Title Liens or Foreclosed	14,245.03
Other Public Safety				Balance Outstanding Dec. 31, 1984	363,893.96
PUBLIC WORKS				PRIOR YEARS TAXES OUTSTANDING	
Streets and Drainage	505,026.88	Public Enterprises		Balance January 1, 1984	341,004.83
Sewers and Sewage Processing	30,100.00	Recreation—Culture		Collected in 1984	328,747.27
Garbage and Trash Disposal	253,010.14	Public Works	284,140.23	Cancelled, Abated or Adjusted 1984	
Public Buildings and Grounds	143,606.00	Buildings and Grounds	266,218.86	Transfers to Tax Title Liens or Foreclosed	
Other Public Works		Library and Education		Balance December 31, 1984	12,257.56
HEALTH and WELFARE		Conservation		TAX TITLE LIENS OUTSTANDING	
Health Services Except Environmental	122,802.50	All Other		Balance January 1, 1984	30,981.34
Welfare-Public Assistance	38,934.00	CAPITAL DEBT AUTHORIZED, DECEMBER 31, 1984		Transfer From Taxes	14,245.03
Hospitals, Clinics, First Aid		ISSUED AND UNISSUED GROSS DEBT NET DEBT		Redeemed in 1984	21,143.07
Animal, Insect, & Rodent Control	11,310.00	School 2,384,000		Cancelled, Abated or Adjusted (1984)	
Other Welfare Services		Self-liquidating 5,495,500	5,495,500	Transfers to Foreclosed Property	
RECREATION and CONSERVATION		Other 7,879,500	5,495,500	Balance December 31, 1984	24,083.30
Beaches and Boardwalks		Total		PROPERTY ACQUIRED BY DEED OR FORECLOSURE	
Parks, Playgrounds, Shade Trees	54,000.00	ISSUED AND OUTSTANDING		Balance January 1, 1984	4,800.00
Land Reclamation & Conservation		School 2,384,000.00		Transfers From Taxes or Liens	
Other Recreational Services	72,638.00	Self-Liquidating 3,591,000.00	3,591,000.00	Sale for Cash (1984)	
EDUCATION (excluding schools)		Other 5,975,000.00	5,975,000.00	Cancelled, Abated or Adjusted (1984)	
Libraries	134,626.00	Total		Balance December 31, 1984	4,800.00
Other Educational Services		EQUALIZED VALUATION BASIS		CURRENT FINANCES DECEMBER 31, 1984	
STATUTORY EXPENDITURES		FOR NET DEBT COMPUTATION	294,999,948	ASSETS	
Pensions & F. I. C. A.	417,292.66	REAL PROPERTY VALUATIONS		Cash Dec. 31, 1984	1,081,889.11
Employee Fringe Benefits	158,805.00	Code Class # of Parcels % VAL'N		Taxes Receivable	376,151.52
Other Statutory Expenditures	100.00	1 Vacant Land 122 1.13	1,816,100.00	Tax Title Liens	24,083.30
CETA And Other Public Employment Programs		2 Residential 2639 61.95	99,633,800.00	Foreclosed Property	4,800.00
MUNICIPAL FUNCTIONS TOTAL	4,309,260.54	3 Farm 370 25.04	40,265,200.00	Emergencies & Other Deferred Charges	176,267.69
CAPITAL IMPROVEMENTS *MEMO*	75,000.00	4a Commercial 16 3.85	6,197,200.00	State and Federal Aid Receivable	
DEBT SERVICE		4c Apartments 28 8.02	12,905,000.00	Other Receivables	37,866.65
Principal Payments	300,000.00	Total 3175	160,817,300.00	Total	1,701,058.27
Interest Payments	218,635.00	Land Area 2.30 Sq. Miles		LIABILITIES, RESERVES, AND SURPLUS	
DEFERRED CHARGES	16,250.00	Net Valuation Taxable-Municipal	168,188,080	Cash Liabilities	624,774.06
SCHOOL, COUNTY, SPECIAL DISTRICT TAXES	7,172,411.14	Net Valuation Taxable-County	317,581,229	Reserves for Receivables	442,401.47
RESERVE FOR UNCOLLECTED TAXES	503,000.00	State Equalized Valuation	319,345,093	Surplus Dec. 31, 1984	633,882.74
EXPENDITURES TOTAL	12,519,556.68	State Equalization Ratio	51.56	Total	1,701,058.27

1220
Population 1980 8,322
Population 1984 8,016
S & P Rating
Moody Rating

General Tax Rate Per \$100.
3.50
State Equalized Tax Rate
2.14

SOUTH AMBOY CITY – MIDD. COUNTY

Form of Government:

Mayor-Council Plan D (OMCL 50)

Number of Members on Governing Body – 5

PER CAPITA:

Gross Debt 369.35
Net Debt 260.44
Debt Service 34.67
Total Tax Levy 427.49
Municipal Expenditures 638.76

PER CENT:

Gross Debt 1.96
Net Debt 1.38
Tax Levy Collected 94.84
Tax Levy Cancelled, Abated or Adjusted

EXPENDITURES		REVENUES-REALIZED		1984 PROPERTY TAX	
GENERAL GOVERNMENT				STATE EQUALIZED TAX RATE	
Governing Body & Public Boards		1984 Property Taxes Collected	3,234,130.77	Local District School Taxes 1.51	2,402,911.00
Municipal Clerk		1984 Payments in Lieu of Taxes		Regional & Consolidated School Tax	
Financial Administration	161,000.00	Delinquent Tax & Lien Collections	216,048.19	School Taxes in Municipal Budget .01	15,768.00
Assessment of Taxes	19,600.00	Business Personalty Replacement Taxes	57,453.24	County Taxes .62	981,362.00
Collection of Taxes		Taxes from Public Utilities	4,137,296.00	County Library Taxes	
Planning, Housing & Development	35,700.00	Other Miscellaneous Tax Revenues		Local Municipal Purpose Taxes	
Human Resources		State Aid Revenues	124,084.34	Veteran & Senior Citizen Taxes	132,600.00
Elections	3,150.00	Federal Aid Revenues	525.00	Total Taxes for Rate Computation 2.14	3,532,641.00
General Administration (other)	597,850.00	State and Local Fiscal Assistance Act Utilized	52,650.70	Special District Taxes	
JUDICIARY		Sale of Acquired Property		Bank Corp. Taxes	19,841.74
Municipal Courts	44,550.00	Other Miscellaneous Revenues	338,895.86	Added and Omitted Taxes	6,860.72
PUBLIC SAFETY		Total	8,161,084.10	Total Taxes Levied - ABSTRACT	3,426,743.46
Fire Protection	140,700.00	Prior Years Surplus Appropriated	745,111.26	Total Taxes Billed	3,409,960.32
Police Protection	1,217,950.00	REVENUES TOTAL	8,906,195.36	1984 TAXES COLLECTED	3,234,130.77
Civil Defense & Disaster Control	3,500.00	Reserve For Uncollected Taxes	239,370.45	1984 Taxes Cancelled, Abated or Adjusted	27.13
Environmental Inspection & Control	46,704.80	CAPITAL OUTLAY TOTAL	104,147.87	Transfer to Tax Title Liens or Foreclosed	63,639.50
Other Public Safety				Balance Outstanding Dec. 31, 1984	112,162.92
PUBLIC WORKS				PRIOR YEARS TAXES OUTSTANDING	
Streets and Drainage	452,000.00	Public Enterprises	77,525.45	Balance January 1, 1984	183,367.36
Sewers and Sewage Processing	392,500.00	Recreation—Culture		Collected in 1984	163,737.91
Garbage and Trash Disposal	204,000.00	Public Works	20,168.57	Cancelled, Abated or Adjusted 1984	3,505.12
Public Buildings and Grounds	290,400.00	Buildings and Grounds	6,453.85	Transfers to Tax Title Liens or Foreclosed	12,757.14
Other Public Works		Library and Education		Balance December 31, 1984	3,367.19
HEALTH and WELFARE		Conservation		TAX TITLE LIENS OUTSTANDING	
Health Services Except Environmental	83,200.00	All Other		Balance January 1, 1984	159,234.38
Welfare-Public Assistance	25,200.00	CAPITAL DEBT AUTHORIZED, DECEMBER 31, 1984		Transfer From Taxes	78,017.80
Hospitals, Clinics, First Aid	6,000.00	ISSUED AND UNISSUED GROSS DEBT		Redeemed in 1984	52,310.28
Animal, Insect, & Rodent Control	2,000.00	School 118,000		Cancelled, Abated or Adjusted (1984)	
Other Welfare Services		Self-liquidating 462,377		Transfers to Foreclosed Property	
RECREATION and CONSERVATION		Other 2,380,299	2,087,648	Balance December 31, 1984	184,941.90
Beaches and Boardwalks		Total 2,960,676	2,087,648	PROPERTY ACQUIRED BY DEED OR FORECLOSURE	
Parks, Playgrounds, Shade Trees	54,060.00	ISSUED AND OUTSTANDING		Balance January 1, 1984	89,400.00
Land Reclamation & Conservation		School 39,000.00		Transfers From Taxes or Liens	
Other Recreational Services	164,900.00	Self-Liquidating 227,000.00		Sale for Cash (1984)	
EDUCATION (excluding schools)		Other 1,212,439.72		Cancelled, Abated or Adjusted (1984)	
Libraries	122,600.00	Total 1,478,439.72		Balance December 31, 1984	89,400.00
Other Educational Services		EQUALIZED VALUATION BASIS		CURRENT FINANCES DECEMBER 31, 1984	
STATUTORY EXPENDITURES		FOR NET DEBT COMPUTATION	151,239,299	ASSETS	
Pensions & F. I. C. A.	294,600.00	REAL PROPERTY VALUATIONS		Cash Dec. 31, 1984	1,824,736.51
Employee Fringe Benefits	215,500.00	Code Class # of Parcels % VAL'N		Taxes Receivable	115,530.11
Other Statutory Expenditures		1 Vacant Land 123 2.70	2,579,800.00	Tax Title Liens	184,941.90
CETA And Other Public Employment Programs	525.00	2 Residential 2106 74.49	71,241,700.00	Foreclosed Property	89,400.00
MUNICIPAL FUNCTIONS TOTAL	4,578,189.80	3 Farm		Emergencies & Other Deferred Charges	42,004.80
CAPITAL IMPROVEMENTS *MEMO*		4a Commercial 160 11.86	11,346,400.00	State and Federal Aid Receivable	
DEBT SERVICE		4b Industrial 12 9.75	9,321,800.00	Other Receivables	86,557.42
Principal Payments	205,487.70	4c Apartments 8 1.20	1,152,100.00	Total	2,343,170.74
Interest Payments	72,395.08	Total 2409	95,641,800.00	LIABILITIES, RESERVES, AND SURPLUS	
TYPE I SCHL DEBT *MEMO	21,568.00	Land Area 1.45 Sq. Miles		Cash Liabilities	880,889.85
DEFERRED CHARGES	24,870.80	Net Valuation Taxable-Municipal	97,231,417	Reserves for Receivables	416,494.43
SCHOOL, COUNTY, SPECIAL DISTRICT TAXES	3,400,041.00	Net Valuation Taxable-County	160,565,985	Surplus Dec. 31, 1984	1,045,786.46
RESERVE FOR UNCOLLECTED TAXES	239,370.46	State Equalized Valuation	160,181,352	Total	2,343,170.74
EXPENDITURES TOTAL	8,520,354.84	State Equalization Ratio	61.07		

1984/3000

* ABOVE DEBT SERVICE INCLUDES TYPE I SCHOOL DEBT

1347
 Population 1980 **1,566**
 Population 1984 **1,520**
 S & P Rating
 Moody Rating

General Tax Rate Per \$100.
3.14
 State Equalized Tax Rate
2.81

SOUTH BELMAR BORO. - MONMOUTH CO.
Form of Government:
Borough Council
Number of Members on Governing Body - 6

PER CAPITA:
 Gross Debt **290.80**
 Net Debt **267.59**
 Debt Service **21.31**
 Total Tax Levy **779.20**
 Municipal Expenditures **473.32**

PER CENT:
 Gross Debt **1.18**
 Net Debt **1.09**
 Tax Levy Collected **93.57**
 Tax Levy Cancelled, Abated or Adjusted **.06**

EXPENDITURES		REVENUES-REALIZED		1984 PROPERTY TAX	
GENERAL GOVERNMENT				STATE EQUALIZED TAX RATE 1.32	
Governing Body & Public Boards		1984 Property Taxes Collected	1,106,731.87	Local District School Taxes	554,135.00
Municipal Clerk		1984 Payments in Lieu of Taxes		Regional & Consolidated School Tax	
Financial Administration	9,697.04	Delinquent Tax & Lien Collections	69,255.13	School Taxes in Municipal Budget	
Assessment of Taxes	4,578.21	Business Personalty Replacement Taxes	9,068.32	County Taxes	.49 *
Collection of Taxes	9,940.94	Taxes from Public Utilities	78,698.00	County Library Taxes	.02
Planning, Housing & Development	2,062.00	Other Miscellaneous Tax Revenues		Local Municipal Purpose Taxes	.98
Human Resources		State Aid Revenues	24,636.25	Veteran & Senior Citizen Taxes	34,300.00
Elections	445.62	Federal Aid Revenues		Total Taxes for Rate Computation	2.81
General Administration (other)	45,855.99	State and Local Fiscal Assistance Act Utilized	28,404.10	Special District Taxes	
JUDICIARY		Sale of Acquired Property		Bank Corp. Taxes	1,633.63
Municipal Courts	12,808.50	Other Miscellaneous Revenues	106,039.84	Added and Omitted Taxes	3,815.04
PUBLIC SAFETY		Total	1,422,833.51	Total Taxes Levied - ABSTRACT	1,184,384.91
Fire Protection	5,828.00	Prior Years Surplus Appropriated	70,000.00	Total Taxes Billed	1,182,751.28
Police Protection	291,932.83	REVENUES TOTAL	1,492,833.51	1984 TAXES COLLECTED	1,106,731.87
Civil Defense & Disaster Control		Reserve For Uncollected Taxes	87,444.76	1984 Taxes Cancelled, Abated or Adjusted	734.76
Environmental Inspection & Control	12,284.00	CAPITAL OUTLAY TOTAL	32,423.47	Transfer to Tax Title Liens or Foreclosed	12,247.01
Other Public Safety		Public Enterprises	32,423.47	Balance Outstanding Dec. 31, 1984	63,037.64
PUBLIC WORKS		Recreation—Culture		PRIOR YEARS TAXES OUTSTANDING	
Streets and Drainage	47,847.97	Public Works		Balance January 1, 1984	71,660.12
Sewers and Sewage Processing	5,340.00	Buildings and Grounds		Collected in 1984	68,313.38
Garbage and Trash Disposal	56,313.00	Library and Education		Cancelled, Abated or Adjusted 1984	
Public Buildings and Grounds	14,980.00	Conservation		Transfers to Tax Title Liens or Foreclosed	
Other Public Works		All Other		Balance December 31, 1984	3,346.74
HEALTH and WELFARE		CAPITAL DEBT AUTHORIZED, DECEMBER 31, 1984		TAX TITLE LIENS OUTSTANDING	
Health Services Except Environmental	225.00	ISSUED AND UNISSUED		Balance January 1, 1984	56,083.84
Welfare-Public Assistance	1,924.00	GROSS DEBT		Transfer From Taxes	12,247.01
Hospitals, Clinics, First Aid		NET DEBT		Redeemed in 1984	941.75
Animal, Insect, & Rodent Control	300.00	School	265,151	Cancelled, Abated or Adjusted (1984)	
Other Welfare Services		Self-liquidating	176,860	Transfers to Foreclosed Property	
RECREATION and CONSERVATION		Other	442,011	Balance December 31, 1984	67,389.10
Beaches and Boardwalks		Total	406,730	PROPERTY ACQUIRED BY DEED OR FORECLOSURE	
Parks, Playgrounds, Shade Trees		ISSUED AND OUTSTANDING		Balance January 1, 1984	1,270.00
Land Reclamation & Conservation		School		Transfers From Taxes or Liens	
Other Recreational Services	1,100.00	Self-liquidating	106,000.00	Sale for Cash (1984)	
EDUCATION (excluding schools)		Other	158,200.00	Cancelled, Abated or Adjusted (1984)	
Libraries		Total	264,200.00	Balance December 31, 1984	1,270.00
Other Educational Services		EQUALIZED VALUATION BASIS		CURRENT FINANCES DECEMBER 31, 1984	
STATUTORY EXPENDITURES		FOR NET DEBT COMPUTATION	37,375,024	ASSETS	
Pensions & F. I. C. A.	48,171.17	REAL PROPERTY VALUATIONS		Cash Dec. 31, 1984	206,772.57
Employee Fringe Benefits	17,290.00	Code Class # of Parcels % VAL'N		Taxes Receivable	66,384.38
Other Statutory Expenditures	3,000.00	1 Vacant Land 57 1.54	571,600.00	Tax Title Liens	67,389.10
CETA And Other Public Employment Programs		2 Residential 778 85.77	31,884,100.00	Foreclosed Property	1,270.00
MUNICIPAL FUNCTIONS TOTAL	591,924.27	3 Farm		Emergencies & Other Deferred Charges	28,294.03
CAPITAL IMPROVEMENTS *M.F.M.O.*		4a Commercial 40 10.15	3,773,100.00	State and Federal Aid Receivable	
DEBT SERVICE		4b Industrial 2 .49	182,200.00	Other Receivables	2,793.59
Principal Payments	20,000.00	4c Apartments 1 2.05	762,900.00	Total	372,903.67
Interest Payments	12,384.00	Total 878	37,173,900.00	LIABILITIES, RESERVES, AND SURPLUS	
DEFERRED CHARGES	7,700.00	Land Area .20 Sq. Miles		Cash Liabilities	95,188.42
SCHOOL, COUNTY, SPECIAL DISTRICT TAXES	768,936.24	Net Valuation Taxable-Municipal	37,536,972	Reserves for Receivables	137,837.07
RESERVE FOR UNCOLLECTED TAXES	87,444.76	Net Valuation Taxable-County	37,665,955	Surplus Dec. 31, 1984	139,878.18
EXPENDITURES TOTAL	1,488,389.27	State Equalized Valuation	41,963,229	Total	372,903.67
		State Equalization Ratio	89.36		

1819

Population 1980 4,331
 Population 1984 4,310
 S & P Rating
 Moody Rating A

General Tax Rate Per \$100.

3.42

State Equalized Tax Rate

2.71

SOUTH BOUND BROOK BORO. - SOM. CO.**Form of Government:****Borough Council****Number of Members on Governing Body - 6****PER CAPITA:**

Gross Debt 227.70
 Net Debt 178.51
 Debt Service 33.49
 Total Tax Levy 560.74
 Municipal Expenditures 300.71

PER CENT:

Gross Debt 1.20
 Net Debt .94
 Tax Levy Collected 98.13
 Tax Levy Cancelled, Abated or Adjusted .01

EXPENDITURES		REVENUES-REALIZED		1984 PROPERTY TAX	
GENERAL GOVERNMENT				STATE EQUALIZED TAX RATE 1.57	
Governing Body & Public Boards		1984 Property Taxes Collected	2,372,664.11	Local District School Taxes	1,394,346.52
Municipal Clerk		1984 Payments in Lieu of Taxes		Regional & Consolidated School Tax	
Financial Administration	7,000.00	Delinquent Tax & Lien Collections	37,154.98	School Taxes in Municipal Budget	
Assessment of Taxes	4,522.53	Business Personalty Replacement Taxes	77,440.32	County Taxes	425,862.63
Collection of Taxes	23,444.14	Taxes from Public Utilities	220,819.00	County Library Taxes	
Planning, Housing & Development	6,474.45	Other Miscellaneous Tax Revenues		Local Municipal Purpose Taxes	577,701.01
Human Resources		State Aid Revenues	121,633.13	Veteran & Senior Citizen Taxes	50,750.00
Elections	692.22	Federal Aid Revenues		Total Taxes for Rate Computation	2,448,660.16
General Administration (other)	106,684.83	State and Local Fiscal Assistance Act Utilized	29,957.27	Special District Taxes	
JUDICIARY		Sale of Acquired Property		Bank Corp. Taxes	5,737.99
Municipal Courts	8,520.00	Other Miscellaneous Revenues	203,792.89	Added and Omitted Taxes	13,145.64
PUBLIC SAFETY		Total	3,063,461.70	Total Taxes Levied - ABSTRACT	2,416,793.79
Fire Protection	60,288.00	Prior Years Surplus Appropriated	110,000.00	Total Taxes Billed	2,417,995.69
Police Protection	336,565.00	REVENUES TOTAL	3,173,461.70	1984 TAXES COLLECTED	2,372,664.11
Civil Defense & Disaster Control	2,200.00	Reserve For Uncollected Taxes	131,893.00	1984 Taxes Cancelled, Abated or Adjusted	300.96
Environmental Inspection & Control	5,177.97	CAPITAL OUTLAY TOTAL	26,045.14	Transfer to Tax Title Liens or Foreclosed	2,465.82
Other Public Safety				Balance Outstanding Dec. 31, 1984	42,564.80
PUBLIC WORKS				PRIOR YEARS TAXES OUTSTANDING	
Streets and Drainage	36,050.00	Public Enterprises		Balance January 1, 1984	57,976.78
Sewers and Sewage Processing	104,460.48	Recreation—Culture		Collected in 1984	35,740.99
Garbage and Trash Disposal	32,527.96	Public Works	20,647.55	Cancelled, Abated or Adjusted 1984	22,218.00
Public Buildings and Grounds	9,455.51	Buildings and Grounds	5,397.59	Transfers to Tax Title Liens or Foreclosed	
Other Public Works	94,376.29	Library and Education		Balance December 31, 1984	17.79
HEALTH and WELFARE		Conservation		TAX TITLE LIENS OUTSTANDING	
Health Services Except Environmental	16,237.00	All Other		Balance January 1, 1984	10,504.46
Welfare-Public Assistance	6,235.00	CAPITAL DEBT AUTHORIZED, DECEMBER 31, 1984		Transfer From Taxes	2,465.82
Hospitals, Clinics, First Aid		ISSUED AND UNISSUED		Redeemed in 1984	1,413.99
Animal, Insect, & Rodent Control	500.00	School	212,000	Cancelled, Abated or Adjusted (1984)	
Other Welfare Services		Self-Liquidating	769,368	Transfers to Foreclosed Property	
RECREATION and CONSERVATION		Other	769,368	Balance December 31, 1984	11,556.29
Beaches and Boardwalks		Total	981,368	PROPERTY ACQUIRED BY DEED OR FORECLOSURE	
Parks, Playgrounds, Shade Trees	2,029.76	ISSUED AND OUTSTANDING		Balance January 1, 1984	45,660.00
Land Reclamation & Conservation	50.00	School	212,000.00	Transfers From Taxes or Liens	
Other Recreational Services	6,100.10	Self-Liquidating		Sale for Cash (1984)	38,380.00
EDUCATION (excluding schools)		Other	765,000.00	Cancelled, Abated or Adjusted (1984)	6,280.00
Libraries	21,537.00	Total	977,000.00	Balance December 31, 1984	1,000.00
Other Educational Services		EQUALIZED VALUATION BASIS		CURRENT FINANCES DECEMBER 31, 1984	
STATUTORY EXPENDITURES		FOR NET DEBT COMPUTATION	81,876,751	ASSETS	
Pensions & F. I. C. A.	69,707.22	REAL PROPERTY VALUATIONS		Cash Dec. 31, 1984	448,172.88
Employee Fringe Benefits	22,505.57	Code Class # of Parcels % VAL'N		Taxes Receivable	42,582.59
Other Statutory Expenditures		1 Vacant Land 57 .72	499,800.00	Tax Title Liens	11,556.29
CETA And Other Public Employment Programs		2 Residential 1068 82.32	56,958,400.00	Foreclosed Property	1,000.00
MUNICIPAL FUNCTIONS TOTAL	983,441.03	3 Farm		Emergencies & Other Deferred Charges	19,951.07
CAPITAL IMPROVEMENTS *MEMO*	10,000.00	4a Commercial 37 5.99	4,143,700.00	State and Federal Aid Receivable	2,868.72
DEBT SERVICE		4b Industrial 9 3.97	2,747,100.00	Other Receivables	3,726.33
Principal Payments	75,000.00	4c Apartments 7 7.00	4,846,300.00	Total	529,857.88
Interest Payments	69,329.99	Total 1178	69,195,300.00	LIABILITIES, RESERVES, AND SURPLUS	
DEFERRED CHARGES	36,375.00	Land Area .70 Sq. Miles		Cash Liabilities	142,017.14
SCHOOL, COUNTY, SPECIAL DISTRICT TAXES	1,820,209.15	Net Valuation Taxable-Municipal	70,317,253	Reserves for Receivables	58,865.21
RESERVE FOR UNCOLLECTED TAXES	131,893.00	Net Valuation Taxable-County	84,376,044	Surplus Dec. 31, 1984	328,975.53
EXPENDITURES TOTAL	3,116,248.17	State Equalized Valuation	88,325,954	Total	529,857.88
		State Equalization Ratio	79.35		

1221
 Population 1980 **17,127**
 Population 1984 **18,456**
 S & P Rating **AA**
 Moody Rating **AA**

General Tax Rate Per \$100. **5.03**
 State Equalized Tax Rate **2.59**

SOUTH BRUNSWICK TWP. - MIDD. CO.

Form of Government:

Township Committee

Number of Members on Governing Body - 5

PER CAPITA:

Gross Debt **2,189.13**
 Net Debt **604.23**
 Debt Service **58.89**
 Total Tax Levy **1,181.82**
 Municipal Expenditures **452.82**

PER CENT:

Gross Debt **5.81**
 Net Debt **1.60**
 Tax Levy Collected **98.21**
 Tax Levy Cancelled, Abated or Adjusted

EXPENDITURES		REVENUES-REALIZED		1984 PROPERTY TAX	
GENERAL GOVERNMENT				STATE EQUALIZED TAX RATE 2.59	
Governing Body & Public Boards	3,084.00	1984 Property Taxes Collected	21,460,816.51	Local District School Taxes	1.78 13,749,301.00
Municipal Clerk		1984 Payments in Lieu of Taxes		Regional & Consolidated School Tax	
Financial Administration	97,749.00	Delinquent Tax & Lien Collections	695,808.08	School Taxes in Municipal Budget	
Assessment of Taxes	66,559.00	Business Personalty Replacement Taxes	607,979.16	County Taxes	.62 4,819,228.96
Collection of Taxes	107,886.00	Taxes from Public Utilities	3,225,211.00	County Library Taxes	
Planning, Housing & Development	129,467.00	Other Miscellaneous Tax Revenues		Local Municipal Purpose Taxes	.19 1,477,458.10
Human Resources		State Aid Revenues	112,662.46	Veteran & Senior Citizen Taxes	112,200.00
Elections	7,235.00	Federal Aid Revenues	13,000.00	Total Taxes for Rate Computation	2.59 20,158,188.06
General Administration (other)	1,272,000.98	State and Local Fiscal Assistance Act Utilized	85,792.00	Special District Taxes	359,550.00
JUDICIARY		Sale of Acquired Property		Bank Corp. Taxes	12,272.44
Municipal Courts	74,609.00	Other Miscellaneous Revenues	2,375,599.19	Added and Omitted Taxes	1,393,857.90
PUBLIC SAFETY		Total	28,576,868.40	Total Taxes Levied - ABSTRACT	21,811,668.40
Fire Protection	164,544.00	Prior Years Surplus Appropriated	1,099,888.90	Total Taxes Billed	21,851,531.73
Police Protection	1,748,083.00	REVENUES TOTAL	29,676,757.30	1984 TAXES COLLECTED	21,460,816.51
Civil Defense & Disaster Control	6,756.00	Reserve For Uncollected Taxes	669,982.00	1984 Taxes Cancelled, Abated or Adjusted	
Environmental Inspection & Control	173,764.00	CAPITAL OUTLAY TOTAL	1,299,420.80	Transfer to Tax Title Liens or Foreclosed	1,695.64
Other Public Safety		Public Enterprises	168,205.07	Balance Outstanding Dec. 31, 1984	389,019.58
PUBLIC WORKS		Recreation—Culture		PRIOR YEARS TAXES OUTSTANDING	
Streets and Drainage	645,706.00	Public Works	812,040.01	Balance January 1, 1984	741,567.33
Sewers and Sewage Processing	101,086.00	Buildings and Grounds	319,175.72	Collected in 1984	695,808.08
Garbage and Trash Disposal		Library and Education		Cancelled, Abated or Adjusted 1984	
Public Buildings and Grounds	123,750.00	Conservation		Transfers to Tax Title Liens or Foreclosed	
Other Public Works		All Other		Balance December 31, 1984	45,759.25
HEALTH and WELFARE		CAPITAL DEBT AUTHORIZED, DECEMBER 31, 1984		TAX TITLE LIENS OUTSTANDING	
Health Services Except Environmental	123,575.00	ISSUED AND UNISSUED		Balance January 1, 1984	16,615.75
Welfare-Public Assistance	56,641.00	School	10,694,000	Transfer From Taxes	1,695.64
Hospitals, Clinics, First Aid		Self-liquidating	18,556,900	Redeemed in 1984	
Animal, Insect, & Rodent Control	25,900.00	Other	11,151,600	Cancelled, Abated or Adjusted (1984)	
Other Welfare Services		Total	40,402,500	Transfers to Foreclosed Property	12,596.13
RECREATION and CONSERVATION		ISSUED AND OUTSTANDING		Balance December 31, 1984	5,715.26
Beaches and Boardwalks	8,370.00	School	10,694,000.00	PROPERTY ACQUIRED BY DEED OR FORECLOSURE	
Parks, Playgrounds, Shade Trees	26,344.00	Self-liquidating	15,495,000.00	Balance January 1, 1984	356,303.87
Land Reclamation & Conservation	200,308.00	Other	11,122,000.00	Transfers From Taxes or Liens	12,596.13
Other Recreational Services		Total	37,311,000.00	Sale for Cash (1984)	
EDUCATION (excluding schools)		EQUALIZED VALUATION BASIS		Cancelled, Abated or Adjusted (1984)	
Libraries	471,624.00	FOR NET DEBT COMPUTATION	695,897,685	Balance December 31, 1984	368,900.00
Other Educational Services	15,540.00	REAL PROPERTY VALUATIONS		CURRENT FINANCES DECEMBER 31, 1984	
STATUTORY EXPENDITURES		Code Class # of Parcels % VAL'N	ASSESSED VALUATION	ASSETS	
Pensions & F. I. C. A.	509,906.00	1 Vacant Land 1416 5.45	21,389,100.00	Cash Dec. 31, 1984	7,617,267.89
Employee Fringe Benefits	343,153.00	2 Residential 4596 47.80	187,696,200.00	Taxes Receivable	434,778.83
Other Statutory Expenditures	500.00	3 Farm 445 3.66	14,371,800.00	Tax Title Liens	5,715.26
CETA And Other Public Employment Programs		4a Commercial 203 6.20	24,352,700.00	Foreclosed Property	368,900.00
MUNICIPAL FUNCTIONS		4b Industrial 112 35.26	138,438,600.00	Emergencies & Other Deferred Charges	87,200.00
CAPITAL IMPROVEMENTS		4c Apartments 5 1.64	6,424,000.00	State and Federal Aid Receivable	
DEBT SERVICE		Total 6777	392,672,400.00	Other Receivables	
Principal Payments	577,208.00	Land Area 41.00 Sq. Miles		Total	8,513,861.98
Interest Payments	509,662.35	Net Valuation Taxable-Municipal	399,313,035	LIABILITIES, RESERVES, AND SURPLUS	
DEFERRED CHARGES		Net Valuation Taxable-County	791,411,034	Cash Liabilities	4,802,424.16
SCHOOL, COUNTY, SPECIAL DISTRICT TAXES	18,928,079.96	State Equalized Valuation	768,706,672	Reserves for Receivables	809,394.09
RESERVE FOR UNCOLLECTED TAXES	669,982.00	State Equalization Ratio	51.56	Surplus Dec. 31, 1984	2,902,043.73
EXPENDITURES				Total	8,513,861.98
TOTAL	27,285,272.29				

0259
 Population 1980 2,229
 Population 1984 2,209
 S & P Rating A
 Moody Rating A
 General Tax Rate Per \$100. 2.88
 State Equalized Tax Rate 1.71

SOUTH HACKENSACK TWP. — BERGEN CO.
Form of Government:
Township Committee
Number of Members on Governing Body — 5

PER CAPITA:
 Gross Debt 731.79
 Net Debt 697.38
 Debt Service 94.19
 Total Tax Levy 1,498.13
 Municipal Expenditures 1,060.64
 PER CENT:
 Gross Debt .89
 Net Debt .85
 Tax Levy Collected 98.64
 Tax Levy Cancelled, Abated or Adjusted .33

EXPENDITURES		REVENUES-REALIZED		1984 PROPERTY TAX	
GENERAL GOVERNMENT				STATE EQUALIZED TAX RATE .69	
Governing Body & Public Boards		1984 Property Taxes Collected 3,267,283.37		Local District School Taxes	1,337,442.00
Municipal Clerk		1984 Payments in Lieu of Taxes 72,572.80		Regional & Consolidated School Tax	
Financial Administration	28,142.97	Delinquent Tax & Lien Collections 297,378.00		School Taxes in Municipal Budget	
Assessment of Taxes	88,721.60	Business Personalty Replacement Taxes 332,542.00		County Taxes	762,256.20
Collection of Taxes	10,200.00	Taxes from Public Utilities 16,550.18		County Library Taxes	
Planning, Housing & Development	4,000.00	Other Miscellaneous Tax Revenues 63,416.00		Local Municipal Purpose Taxes	1,201,118.46
Human Resources		State Aid Revenues 345,536.11		Veteran & Senior Citizen Taxes	38,150.00
Elections	1,800.00	Federal Aid Revenues 4,395,278.46		Total Taxes for Rate Computation	3,338,966.66
General Administration (other)	211,213.40	State and Local Fiscal Assistance Act Utilized 300,000.00		Special District Taxes	
JUDICIARY		Sale of Acquired Property 89,088.81		Bank Corp. Taxes	8,301.72
Municipal Courts	28,265.00	Other Miscellaneous Revenues 84,146.50		Added and Omitted Taxes	248.17
PUBLIC SAFETY		Prior Years Surplus Appropriated 4,595,278.46		Total Taxes Levied - ABSTRACT	3,309,366.05
Fire Protection	66,900.00	REVENUES TOTAL 4,595,278.46		Total Taxes Billed	3,312,217.00
Police Protection	656,927.60	CAPITAL OUTLAY TOTAL 84,146.50		1984 TAXES COLLECTED	3,267,283.37
Civil Defense & Disaster Control	750.00	Public Enterprises 557.32		1984 Taxes Cancelled, Abated or Adjusted	11,017.68
Environmental Inspection & Control	12,450.00	Recreation—Culture 51,910.64		Transfer to Tax Title Liens or Foreclosed	20.16
Other Public Safety		Public Works 31,678.54		Balance Outstanding Dec. 31, 1984	33,895.79
PUBLIC WORKS		Buildings and Grounds		PRIOR YEARS TAXES OUTSTANDING	
Streets and Drainage	23,428.07	Library and Education		Balance January 1, 1984	73,529.78
Sewers and Sewage Processing	400,483.14	Conservation		Collected in 1984	72,572.80
Garbage and Trash Disposal		All Other		Cancelled, Abated or Adjusted 1984	33.46
Public Buildings and Grounds	12,800.00	CAPITAL DEBT AUTHORIZED, DECEMBER 31, 1984		Transfers to Tax Title Liens or Foreclosed	
Other Public Works	186,816.79	ISSUED AND UNISSUED GROSS DEBT NET DEBT		Balance December 31, 1984	923.52
HEALTH and WELFARE		School 76,000		TAX TITLE LIENS OUTSTANDING	
Health Services Except Environmental	7,953.94	Self-liquidating 1,540,519		Balance January 1, 1984	1,298.89
Welfare-Public Assistance	5,600.00	Other 1,616,519		Transfer From Taxes	20.16
Hospitals, Clinics, First Aid		Total 1,540,519		Redeemed in 1984	
Animal, Insect, & Rodent Control	2,900.00	ISSUED AND OUTSTANDING		Cancelled, Abated or Adjusted (1984)	
Other Welfare Services		School 76,000.00		Transfers to Foreclosed Property	
RECREATION and CONSERVATION		Self-Liquidating 1,315,300.00		Balance December 31, 1984	1,319.05
Beaches and Boardwalks		Other 1,391,300.00		PROPERTY ACQUIRED BY DEED OR FORECLOSURE	
Parks, Playgrounds, Shade Trees		EQUALIZED VALUATION BASIS FOR NET DEBT COMPUTATION 181,824,708		Balance January 1, 1984	2,875.00
Land Reclamation & Conservation		REAL PROPERTY VALUATIONS		Transfers From Taxes or Liens	
Other Recreational Services	25,579.16	Code Class # of Parcels % VAL'N ASSESSED VALUATION		Sale for Cash (1984)	
EDUCATION (excluding schools)		1 Vacant Land 83 3.79 4,330,700.00		Cancelled, Abated or Adjusted (1984)	
Libraries		2 Residential 492 23.50 26,864,300.00		Balance December 31, 1984	2,875.00
Other Educational Services		3 Farm 46 11.25 12,868,730.00		CURRENT FINANCES DECEMBER 31, 1984	
STATUTORY EXPENDITURES		4a Commercial 46 11.25 12,868,730.00		ASSETS	
Pensions & F. I. C. A.	182,368.16	4b Industrial 135 61.46 70,274,400.00		Cash Dec. 31, 1984	297,034.93
Employee Fringe Benefits	76,000.00	4c Apartments 756 114,338,130.00		Taxes Receivable	34,819.31
Other Statutory Expenditures	1,500.00	Total 756 114,338,130.00		Tax Title Liens	1,319.05
CETA And Other Public Employment Programs		Land Area .50 Sq. Miles		Foreclosed Property	2,875.00
MUNICIPAL FUNCTIONS		Net Valuation Taxable-Municipal 114,971,140		Emergencies & Other Deferred Charges	9,210.00
CAPITAL IMPROVEMENTS		Net Valuation Taxable-County 201,655,085		State and Federal Aid Receivable	1,254.14
DEBT SERVICE		State Equalized Valuation 193,675,908		Other Receivables	167.56
Principal Payments	85,000.00	State Equalization Ratio 59.23		Total	346,679.99
Interest Payments	123,074.00			LIABILITIES, RESERVES, AND SURPLUS	
DEFERRED CHARGES				Cash Liabilities	94,039.82
SCHOOL, COUNTY, SPECIAL DISTRICT TAXES	12,000.00			Reserves for Receivables	39,180.92
RESERVE FOR UNCOLLECTED TAXES	2,099,698.20			Surplus Dec. 31, 1984	213,459.25
EXPENDITURES				Total	346,679.99
TOTAL	4,442,660.84				

0816
Population 1980 1,486
Population 1984 1,650
S & P Rating
Moody Rating

General Tax Rate Per \$100. 2.16
State Equalized Tax Rate 2.28

SOUTH HARRISON TWP. - GLOUCESTER CO.
Form of Government:
Township Committee
Number of Members on Governing Body - 3

PER CAPITA:
Gross Debt 109.05
Net Debt .80
Debt Service .53
Total Tax Levy 508.30
Municipal Expenditures 189.28

PER CENT:
Gross Debt .53
Net Debt
Tax Levy Collected 90.08
Tax Levy Cancelled, Abated or Adjusted .24

EXPENDITURES		REVENUES-REALIZED		1984 PROPERTY TAX	
GENERAL GOVERNMENT				STATE EQUALIZED TAX RATE	
Governing Body & Public Boards		1984 Property Taxes Collected	756,731.96	Local District School Taxes .74	265,335.00
Municipal Clerk		1984 Payments in Lieu of Taxes		Regional & Consolidated School Tax .79	283,658.43
Financial Administration	7,270.00	Delinquent Tax & Lien Collections	77,770.81	School Taxes in Municipal Budget	
Assessment of Taxes	3,570.00	Business Personalty Replacement Taxes	20,756.92	County Taxes .63	228,711.95
Collection of Taxes	4,470.00	Taxes from Public Utilities	59,240.00	County Library Taxes .02	5,787.01
Planning, Housing & Development	3,900.00	Other Miscellaneous Tax Revenues		Local Municipal Purpose Taxes .11	38,000.00
Human Resources		State Aid Revenues	8,730.13	Veteran & Senior Citizen Taxes	13,350.00
Elections	1,000.00	Federal Aid Revenues		Total Taxes for Rate Computation 2.29	834,842.39
General Administration (other)	37,513.00	State and Local Fiscal Assistance Act Utilized	8,489.43	Special District Taxes	
JUDICIARY		Sale of Acquired Property		Bank Corp. Taxes	
Municipal Courts	6,100.00	Other Miscellaneous Revenues	87,879.46	Added and Omitted Taxes	17,201.53
PUBLIC SAFETY		Total	1,019,598.71	Total Taxes Levied - ABSTRACT	838,693.92
Fire Protection	15,000.00	Prior Years Surplus Appropriated	67,879.05	Total Taxes Billed	840,109.39
Police Protection	49,558.00	REVENUES TOTAL	1,087,477.76	1984 TAXES COLLECTED	756,731.96
Civil Defense & Disaster Control	100.00	Reserve For Uncollected Taxes	88,831.25	1984 Taxes Cancelled, Abated or Adjusted	2,052.38
Environmental Inspection & Control	13,600.00	CAPITAL OUTLAY TOTAL	9,200.00	Transfer to Tax Title Liens or Foreclosed	4,827.60
Other Public Safety				Balance Outstanding Dec. 31, 1984	76,497.45
PUBLIC WORKS				PRIOR YEARS TAXES OUTSTANDING	
Streets and Drainage	43,500.00	Public Enterprises		Balance January 1, 1984	71,477.73
Sewers and Sewage Processing		Recreation—Culture		Collected in 1984	66,636.98
Garbage and Trash Disposal	9,000.00	Public Works		Cancelled, Abated or Adjusted 1984	
Public Buildings and Grounds	6,489.43	Buildings and Grounds	9,200.00	Transfers to Tax Title Liens or Foreclosed	3,347.34
Other Public Works		Library and Education		Balance December 31, 1984	1,493.41
HEALTH and WELFARE		Conservation		TAX TITLE LIENS OUTSTANDING	
Health Services Except Environmental	100.00	All Other		Balance January 1, 1984	11,133.83
Welfare-Public Assistance	700.00	CAPITAL DEBT AUTHORIZED, DECEMBER 31, 1984		Transfer From Taxes	8,641.14
Hospitals, Clinics, First Aid		ISSUED AND UNISSUED GROSS DEBT NET DEBT		Redeemed in 1984	11,133.83
Animal, Insect, & Rodent Control	2,150.00	School 178,624		Cancelled, Abated or Adjusted (1984)	
Other Welfare Services		Self-liquidating 1,312	1,312	Transfers to Foreclosed Property	
RECREATION and CONSERVATION		Other 1,312	1,312	Balance December 31, 1984	8,641.14
Beaches and Boardwalks	3,000.00	Total 179,937	1,312	PROPERTY ACQUIRED BY DEED OR	
Parks, Playgrounds, Shade Trees		ISSUED AND OUTSTANDING		FORECLOSURE	
Land Reclamation & Conservation		School 178,624.80		Balance January 1, 1984	
Other Recreational Services		Self-Liquidating		Transfers From Taxes or Liens	
EDUCATION (excluding schools)		Other		Sale for Cash (1984)	
Libraries		Total 178,624.80		Cancelled, Abated or Adjusted (1984)	
Other Educational Services		EQUALIZED VALUATION BASIS		Balance December 31, 1984	
STATUTORY EXPENDITURES		FOR NET DEBT COMPUTATION	34,049,122	CURRENT FINANCES DECEMBER 31, 1984	
Pensions & F. I. C. A.	7,200.00	REAL PROPERTY VALUATIONS		ASSETS	
Employee Fringe Benefits	1,100.00	Code Class # of Parcels % VAL'N		Cash Dec. 31, 1984	290,606.59
Other Statutory Expenditures	4,200.00	1 Vacant Land 95 6.49	2,433,500.00	Taxes Receivable	77,990.86
CETA And Other Public Employment Programs		2 Residential 310 61.63	23,095,500.00	Tax Title Liens	8,641.14
MUNICIPAL FUNCTIONS TOTAL	219,520.43	3 Farm 352 29.28	10,973,400.00	Foreclosed Property	
CAPITAL IMPROVEMENTS *MEMO*		4a Commercial 10 2.20	822,700.00	Emergencies & Other Deferred Charges	9,240.00
DEBT SERVICE		4b Industrial		State and Federal Aid Receivable	7,725.73
Principal Payments	880.88	4c Apartments 1 .40	148,100.00	Other Receivables	3,287.00
Interest Payments		Total 768	37,473,200.00	Total	397,491.32
DEFERRED CHARGES	3,080.00	Land Area 15.63 Sq. Miles		LIABILITIES, RESERVES, AND SURPLUS	
SCHOOL, COUNTY, SPECIAL DISTRICT TAXES	783,492.39	Net Valuation Taxable-Municipal	38,097,586	Cash Liabilities	50,752.56
RESERVE FOR UNCOLLECTED TAXES	88,831.25	Net Valuation Taxable-County	35,294,365	Reserves for Receivables	89,919.00
EXPENDITURES TOTAL	1,095,804.95	State Equalized Valuation	36,056,698	Surplus Dec. 31, 1984	256,819.76
		State Equalization Ratio	105.76	Total	397,491.32

0719
Population 1980 15,864
Population 1984 15,779
S & P Rating
Moody Rating AA

General Tax Rate Per \$100. 7.65
State Equalized Tax Rate 3.90

SOUTH ORANGE VILLAGE TWP. - ESSEX CO.
Form of Government:
Special Charter (CH 183 - 1977)
Number of Members on Governing Body - 7

PER CAPITA:
Gross Debt 780.58
Net Debt 362.24
Debt Service 55.27
Total Tax Levy 1,221.07
Municipal Expenditures 624.82
PER CENT:
Gross Debt 2.74
Net Debt 1.27
Tax Levy Collected 97.04
Tax Levy Cancelled, Abated or Adjusted .20

EXPENDITURES		REVENUES-REALIZED		1984 PROPERTY TAX	
GENERAL GOVERNMENT				STATE EQUALIZED TAX RATE 1.70	
Governing Body & Public Boards		1984 Property Taxes Collected	18,674,373.09	Local District School Taxes	8,379,132.42
Municipal Clerk		1984 Payments in Lieu of Taxes		Regional & Consolidated School Tax	
Financial Administration	305,299.63	Delinquent Tax & Lien Collections	456,988.19	School Taxes in Municipal Budget	
Assessment of Taxes		Business Personalty Replacement Taxes	164,009.44	County Taxes	1.02 * 5,053,092.34
Collection of Taxes		Taxes from Public Utilities	1,295,959.00	County Library Taxes	
Planning, Housing & Development	11,900.00	Other Miscellaneous Tax Revenues		Local Municipal Purpose Taxes	1.17 5,781,717.56
Human Resources	17,423.00	State Aid Revenues	177,468.95	Veteran & Senior Citizen Taxes	78,500.00
Elections		Federal Aid Revenues		Total Taxes for Rate Computation	3.89 19,292,442.32
General Administration (other)	1,245,048.41	State and Local Fiscal Assistance Act Utilized	167,923.00	Special District Taxes	
JUDICIARY		Sale of Acquired Property		Bank Corp. Taxes	46,727.76
Municipal Courts	110,924.00	Other Miscellaneous Revenues	1,043,843.93	Added and Omitted Taxes	6,600.65
PUBLIC SAFETY		Total	21,980,565.60	Total Taxes Levied - ABSTRACT	19,267,270.73
Fire Protection	1,147,752.18	Prior Years Surplus Appropriated	1,050,000.00	Total Taxes Billed	19,244,514.65
Police Protection	1,907,956.00	REVENUES TOTAL	23,030,565.60	1984 TAXES COLLECTED	18,674,373.09
Civil Defense & Disaster Control	18,800.00	Reserve For Uncollected Taxes	988,240.38	1984 Taxes Cancelled, Abated or Adjusted	37,928.70
Environmental Inspection & Control	60,304.00	CAPITAL OUTLAY TOTAL	502,015.02	Transfer to Tax Title Liens or Foreclosed	19,764.91
Other Public Safety				Balance Outstanding Dec. 31, 1984	512,447.95
PUBLIC WORKS				PRIOR YEARS TAXES OUTSTANDING	
Streets and Drainage	880,147.00	Public Enterprises	23,454.37	Balance January 1, 1984	472,645.45
Sewers and Sewage Processing	281,885.00	Recreation—Culture	148,931.13	Collected in 1984	456,988.19
Garbage and Trash Disposal	141,066.77	Public Works	145,152.01	Cancelled, Abated or Adjusted 1984	
Public Buildings and Grounds	102,239.00	Buildings and Grounds	184,477.51	Transfers to Tax Title Liens or Foreclosed	3,141.47
Other Public Works		Library and Education		Balance December 31, 1984	12,515.79
HEALTH and WELFARE		Conservation		TAX TITLE LIENS OUTSTANDING	
Health Services Except Environmental	103,351.00	All Other		Balance January 1, 1984	13,014.86
Welfare-Public Assistance	14,590.00	CAPITAL DEBT AUTHORIZED, DECEMBER 31, 1984		Transfer From Taxes	23,279.68
Hospitals, Clinics, First Aid		ISSUED AND UNISSUED GROSS DEBT		Redeemed in 1984	
Animal, Insect, & Rodent Control	21,886.00	School 5,365,932		Cancelled, Abated or Adjusted (1984)	
Other Welfare Services		Self-liquidating 700,000		Transfers to Foreclosed Property	
RECREATION and CONSERVATION		Other 6,250,800	5,715,800	Balance December 31, 1984	36,294.54
Beaches and Boardwalks		Total 12,316,732	5,715,800	PROPERTY ACQUIRED BY DEED OR FORECLOSURE	
Parks, Playgrounds, Shade Trees				Balance January 1, 1984	25,800.00
Land Reclamation & Conservation				Transfers From Taxes or Liens	
Other Recreational Services	30,598.00	ISSUED AND OUTSTANDING		Sale for Cash (1984)	
EDUCATION (excluding schools)		School 4,765,081.87		Cancelled, Abated or Adjusted (1984)	
Libraries	381,853.00	Self-Liquidating 660,000.00		Balance December 31, 1984	25,800.00
Other Educational Services		Other 5,513,000.00		CURRENT FINANCES DECEMBER 31, 1984	
STATUTORY EXPENDITURES		Total 10,938,081.87		ASSETS	
Pensions & F. I. C. A.	879,721.74	EQUALIZED VALUATION BASIS		Cash Dec. 31, 1984	2,582,053.91
Employee Fringe Benefits	273,004.65	FOR NET DEBT COMPUTATION	449,995,385	Taxes Receivable	524,963.74
Other Statutory Expenditures		REAL PROPERTY VALUATIONS		Tax Title Liens	36,294.54
CETA And Other Public Employment Programs		Code Class # of Parcels % VAL'N		Foreclosed Property	25,800.00
MUNICIPAL FUNCTIONS TOTAL	7,935,649.38	1 Vacant Land 91 .91	2,219,600.00	Emergencies & Other Deferred Charges	15,702.32
CAPITAL IMPROVEMENTS *MEMO*	75,000.00	2 Residential 3982 84.02	205,793,200.00	State and Federal Aid Receivable	
DEBT SERVICE		3 Farm		Other Receivables	74,352.37
Principal Payments	470,000.00	4a Commercial 196 10.42	25,525,600.00	Total	3,259,166.88
Interest Payments	402,072.00	4b Industrial 19 .59	1,455,100.00	LIABILITIES, RESERVES, AND SURPLUS	
		4c Apartments 28 4.06	9,933,600.00	Cash Liabilities	1,057,647.17
		Total 4316	244,927,100.00	Reserves for Receivables	661,410.65
DEFERRED CHARGES	63,072.95	Land Area 2.70 Sq. Miles		Surplus Dec. 31, 1984	1,540,109.06
SCHOOL, COUNTY, SPECIAL DISTRICT TAXES	13,432,224.76	Net Valuation Taxable-Municipal	251,476,000	Total	3,259,166.88
RESERVE FOR UNCOLLECTED TAXES	988,240.38	Net Valuation Taxable-County	454,213,639		
EXPENDITURES TOTAL	23,291,259.47	State Equalized Valuation	486,904,606		
		State Equalization Ratio	51.00		

1222
Population 1980 20,521
Population 1984 20,315
S & P Rating AAA
Moody Rating AAA

General Tax Rate Per \$100. 3.76
State Equalized Tax Rate 2.74

SOUTH PLAINFIELD BORO. - MIDDLESEX CO.
Form of Government:
Borough Council
Number of Members on Governing Body - 6

PER CAPITA:
Gross Debt 954.82
Net Debt 564.66
Debt Service 75.25
Total Tax Levy 1,100.97
Municipal Expenditures 433.78
PER CENT:
Gross Debt 2.56
Net Debt 1.51
Tax Levy Collected 97.59
Tax Levy Cancelled, Abated or Adjusted .70

EXPENDITURES	REVENUES-REALIZED	1984 PROPERTY TAX
GENERAL GOVERNMENT		STATE EQUALIZED TAX RATE 1.66
Governing Body & Public Boards		Local District School Taxes 13,365,274.13
Municipal Clerk		Regional & Consolidated School Tax
Financial Administration 46,378.00	1984 Property Taxes Collected 21,810,873.31	School Taxes in Municipal Budget
Assessment of Taxes 370,221.00	1984 Payments in Lieu of Taxes 457,930.57	County Taxes .65 5,263,331.38
Collection of Taxes 80,901.00	Delinquent Tax & Lien Collections 583,461.08	County Library Taxes
Planning, Housing & Development 20,785.00	Business Personalty Replacement Taxes 1,659,875.00	Local Municipal Purpose Taxes .43 3,451,510.00
Human Resources 19,200.00	Taxes from Public Utilities	Veteran & Senior Citizen Taxes 226,150.00
Elections	Other Miscellaneous Tax Revenues	Total Taxes for Rate Computation 2.74 22,306,265.51
General Administration (other) 867,366.87	State Aid Revenues 204,609.07	Special District Taxes
JUDICIARY	Federal Aid Revenues	Bank Corp. Taxes 16,079.80
Municipal Courts 77,235.00	State and Local Fiscal Assistance Act Utilized 133,192.00	Added and Omitted Taxes 270,094.72
PUBLIC SAFETY	Sale of Acquired Property 796,460.00	Total Taxes Levied - ABSTRACT 22,366,290.03
Fire Protection 372,847.00	Other Miscellaneous Revenues 1,407,288.89	Total Taxes Billed 22,350,210.23
Police Protection 1,820,207.00	Total 27,053,689.92	1984 TAXES COLLECTED 21,810,873.31
Civil Defense & Disaster Control 2,000.00	Prior Years Surplus Appropriated 750,000.00	1984 Taxes Cancelled, Abated or Adjusted 155,798.88
Environmental Inspection & Control 124,944.00	REVENUES TOTAL 27,803,689.92	Transfer to Tax Title Liens or Foreclosed 33,031.60
Other Public Safety	Reserve For Uncollected Taxes 857,100.00	Balance Outstanding Dec. 31, 1984 350,506.44
PUBLIC WORKS	CAPITAL OUTLAY TOTAL 770,221.99	PRIOR YEARS TAXES OUTSTANDING
Streets and Drainage 929,517.00	Public Enterprises	Balance January 1, 1984 406,558.57
Sewers and Sewage Processing	Recreation—Culture	Collected in 1984 396,221.24
Garbage and Trash Disposal 1,000.00	Public Works 762,397.99	Cancelled, Abated or Adjusted 1984
Public Buildings and Grounds 248,322.00	Buildings and Grounds 7,824.00	Transfers to Tax Title Liens or Foreclosed 8,533.94
Other Public Works 88,300.00	Library and Education	Balance December 31, 1984 1,803.39
HEALTH and WELFARE	Conservation	TAX TITLE LIENS OUTSTANDING
Health Services Except Environmental 101,917.00	All Other	Balance January 1, 1984 218,907.97
Welfare-Public Assistance 49,940.00	CAPITAL DEBT AUTHORIZED, DECEMBER 31, 1984	Transfer From Taxes 43,510.23
Hospitals, Clinics, First Aid	ISSUED AND UNISSUED GROSS DEBT NET DEBT	Redeemed in 1984 61,709.33
Animal, Insect, & Rodent Control 10,000.00	School 4,663,000	Cancelled, Abated or Adjusted (1984)
Other Welfare Services	Self-liquidating 3,255,000	Transfers to Foreclosed Property
RECREATION and CONSERVATION	Other 11,479,193 11,470,995	Balance December 31, 1984 200,708.87
Beaches and Boardwalks	Total 19,397,193 11,470,995	PROPERTY ACQUIRED BY DEED OR FORECLOSURE
Parks, Playgrounds, Shade Trees	ISSUED AND OUTSTANDING	Balance January 1, 1984 6,856,002.20
Land Reclamation & Conservation 4,070.00	School 4,663,000.00	Transfers From Taxes or Liens
Other Recreational Services 142,937.00	Self-Liquidating 3,255,000.00	Sale for Cash (1984) 251,688.00
EDUCATION (excluding schools)	Other 9,636,000.00	Cancelled, Abated or Adjusted (1984) 1,936,314.20
Libraries 211,140.00	Total 17,554,000.00	Balance December 31, 1984 4,668,000.00
Other Educational Services 2,100.00	EQUALIZED VALUATION BASIS	CURRENT FINANCES DECEMBER 31, 1984
STATUTORY EXPENDITURES	FOR NET DEBT COMPUTATION 757,588,155	ASSETS
Pensions & F. I. C. A. 471,250.00	REAL PROPERTY VALUATIONS	Cash Dec. 31, 1984 3,330,160.31
Employee Fringe Benefits 301,900.00	Code Class # of Parcels % VAL'N ASSESSED VALUATION	Taxes Receivable 352,309.83
Other Statutory Expenditures 25,000.00	1 Vacant Land 811 3.10 18,000,000.00	Tax Title Liens 200,708.87
CETA And Other Public Employment Programs	2 Residential 6031 48.41 280,805,900.00	Foreclosed Property 4,668,000.00
MUNICIPAL FUNCTIONS TOTAL 6,389,477.87	3 Farm 18 50,500.00	Emergencies & Other Deferred Charges 260,000.00
CAPITAL IMPROVEMENTS *MEMO* 20,000.00	4a Commercial 169 7.36 42,706,600.00	State and Federal Aid Receivable 3,371.58
DEBT SERVICE	4b Industrial 255 41.11 238,449,700.00	Other Receivables 2,745,214.92
Principal Payments 885,000.00	4c Apartments	Total 11,559,765.51
Interest Payments 643,775.61	Total 7284 580,012,700.00	LIABILITIES, RESERVES, AND SURPLUS
DEFERRED CHARGES 36,910.81	Land Area 8.20 Sq. Miles	Cash Liabilities 1,962,022.80
SCHOOL, COUNTY, SPECIAL DISTRICT TAXES 18,623,605.51	Net Valuation Taxable-Municipal 587,441,640	Reserves for Receivables 7,966,233.62
RESERVE FOR UNCOLLECTED TAXES 857,100.00	Net Valuation Taxable-County 866,809,522	Surplus Dec. 31, 1984 1,631,509.09
EXPENDITURES TOTAL 27,440,869.80	State Equalized Valuation 804,916,105	Total 11,559,765.51
	State Equalization Ratio 72.76	

1223
Population 1980 14,361
Population 1984 13,765
S & P Rating
Moody Rating AAA

General Tax Rate Per \$100. 5.21
State Equalized Tax Rate 2.91

SOUTH RIVER BOROUGH – MIDDLESEX CO.
Form of Government:
Borough Council
Number of Members on Governing Body – 6

PER CAPITA:
Gross Debt 525.98
Net Debt 339.75
Debt Service 26.61
Total Tax Levy 623.44
Municipal Expenditures 311.43
PER CENT:
Gross Debt 2.60
Net Debt 1.68
Tax Levy Collected 96.95
Tax Levy Cancelled, Abated or Adjusted .24

EXPENDITURES		REVENUES-REALIZED		1984 PROPERTY TAX	
GENERAL GOVERNMENT				STATE EQUALIZED TAX RATE →	
Governing Body & Public Boards	11,900.00	1984 Property Taxes Collected	8,313,410.44	Local District School Taxes	1.55
Municipal Clerk	51,984.00	1984 Payments in Lieu of Taxes		Regional & Consolidated School Tax	
Financial Administration	53,200.00	Delinquent Tax & Lien Collections	248,267.39	School Taxes in Municipal Budget	
Assessment of Taxes	199,873.00	Business Personalty Replacement Taxes	126,010.88	County Taxes	.59
Collection of Taxes	54,909.00	Taxes from Public Utilities	321,193.00	County Library Taxes	
Planning, Housing & Development	41,930.00	Other Miscellaneous Tax Revenues		Local Municipal Purpose Taxes	.76
Human Resources		State Aid Revenues	231,496.80	Veteran & Senior Citizen Taxes	
Elections	6,789.71	Federal Aid Revenues		Total Taxes for Rate Computation	2.90
General Administration (other)	466,320.00	State and Local Fiscal Assistance Act Utilized	118,971.00	Special District Taxes	
JUDICIARY		Sale of Acquired Property		Bank Corp. Taxes	
Municipal Courts	29,770.00	Other Miscellaneous Revenues	637,095.17	Added and Omitted Taxes	
PUBLIC SAFETY		Total	9,996,444.68	Total Taxes Levied - ABSTRACT	8,581,701.77
Fire Protection	44,005.00	Prior Years Surplus Appropriated	425,000.00	Total Taxes Billed	8,575,000.90
Police Protection	934,497.20	REVENUES TOTAL	10,421,444.68	1984 TAXES COLLECTED	8,313,410.44
Civil Defense & Disaster Control	4,000.00	Reserve For Uncollected Taxes	251,572.84	1984 Taxes Cancelled, Abated or Adjusted	20,965.38
Environmental Inspection & Control	44,796.00	CAPITAL OUTLAY TOTAL	759,494.03	Transfer to Tax Title Liens or Foreclosed	8,987.25
Other Public Safety				Balance Outstanding Dec. 31, 1984	231,637.83
PUBLIC WORKS				PRIOR YEARS TAXES OUTSTANDING	
Streets and Drainage	257,133.00	Public Enterprises	233,120.31	Balance January 1, 1984	222,014.30
Sewers and Sewage Processing	312,778.98	Recreation—Culture	2,723.68	Collected in 1984	214,330.81
Garbage and Trash Disposal	447,100.00	Public Works	314,200.30	Cancelled, Abated or Adjusted 1984	162.38
Public Buildings and Grounds	47,718.00	Buildings and Grounds	209,449.74	Transfers to Tax Title Liens or Foreclosed	7,521.11
Other Public Works	32,500.00	Library and Education		Balance December 31, 1984	
HEALTH and WELFARE		Conservation		TAX TITLE LIENS OUTSTANDING	
Health Services Except Environmental	74,025.00	All Other		Balance January 1, 1984	42,598.07
Welfare-Public Assistance	11,500.00	CAPITAL DEBT AUTHORIZED, DECEMBER 31, 1984		Transfer From Taxes	17,565.74
Hospitals, Clinics, First Aid		ISSUED AND UNISSUED		Redeemed in 1984	33,936.58
Animal, Insect, & Rodent Control	6,075.00	GROSS DEBT		Cancelled, Abated or Adjusted (1984)	
Other Welfare Services		School	1,150,809	Transfers to Foreclosed Property	
RECREATION and CONSERVATION		Self-liquidating	3,541,700	Balance December 31, 1984	26,227.23
Beaches and Boardwalks		Other	3,698,468	PROPERTY ACQUIRED BY DEED OR	
Parks, Playgrounds, Shade Trees	68,764.90	Total	7,240,168	FORECLOSURE	
Land Reclamation & Conservation	8,200.00	ISSUED AND OUTSTANDING		Balance January 1, 1984	192,220.00
Other Recreational Services	16,874.00	School		Transfers From Taxes or Liens	
EDUCATION (excluding schools)		Self-Liquidating	3,447,150.00	Sale for Cash (1984)	
Libraries	110,855.00	Other	3,368,850.00	Cancelled, Abated or Adjusted (1984)	
Other Educational Services	650.00	Total	6,816,000.00	Balance December 31, 1984	192,220.00
STATUTORY EXPENDITURES		EQUALIZED VALUATION BASIS		CURRENT FINANCES DECEMBER 31, 1984	
Pensions & F. I. C. A.	318,558.33	FOR NET DEBT COMPUTATION	278,063,300	ASSETS	
Employee Fringe Benefits		REAL PROPERTY VALUATIONS		Cash Dec. 31, 1984	786,545.86
Other Statutory Expenditures	3,000.00	Code Class # of Parcels % VAL'N		Taxes Receivable	231,637.83
CETA And Other Public Employment Programs		1 Vacant Land 400 2.39	3,903,000.00	Tax Title Liens	26,227.23
MUNICIPAL FUNCTIONS TOTAL	3,659,706.12	2 Residential 3831 84.28	137,462,100.00	Foreclosed Property	192,220.00
CAPITAL IMPROVEMENTS *MEMO*	30,000.00	3 Farm 1 600.00	600.00	Emergencies & Other Deferred Charges	159,000.00
DEBT SERVICE		4a Commercial 251 8.12	13,246,000.00	State and Federal Aid Receivable	10.65
Principal Payments	110,000.00	4b Industrial 38 2.16	3,529,300.00	Other Receivables	24,250.14
Interest Payments	256,347.77	4c Apartments 9 3.04	4,961,900.00	Total	1,419,891.71
		Total 4530	163,102,900.00	LIABILITIES, RESERVES, AND SURPLUS	
DEFERRED CHARGES	9,150.00	Land Area 2.80 Sq. Miles		Cash Liabilities	549,090.16
SCHOOL, COUNTY, SPECIAL DISTRICT TAXES	6,306,827.80	Net Valuation Taxable-Municipal	164,201,658	Reserves for Receivables	474,335.20
RESERVE FOR UNCOLLECTED TAXES	251,572.84	Net Valuation Taxable-County	285,927,783	Surplus Dec. 31, 1984	396,466.35
EXPENDITURES TOTAL	10,593,604.53	State Equalized Valuation	293,451,950	Total	1,419,891.71
		State Equalization Ratio	55.79		

1529
Population 1980 3,954
Population 1984 3,955
S & P Rating
Moody Rating

General Tax Rate Per \$100. 4.03
State Equalized Tax Rate 2.65

SOUTH TOMS RIVER BORO. - OCEAN CO.
Form of Government:
Borough Council
Number of Members on Governing Body - 6

PER CAPITA:
Gross Debt 216.72
Net Debt 100.40
Debt Service 9.19
Total Tax Levy 329.64
Municipal Expenditures 195.43

PER CENT:
Gross Debt 1.82
Net Debt .84
Tax Levy Collected 91.32
Tax Levy Cancelled, Abated or Adjusted .26

EXPENDITURES		REVENUES-REALIZED		1984 PROPERTY TAX	
GENERAL GOVERNMENT				STATE EQUALIZED TAX RATE →	
Governing Body & Public Boards	19,325.00	1984 Property Taxes Collected	1,188,671.68	Local District School Taxes	
Municipal Clerk	16,441.00	1984 Payments in Lieu of Taxes		Regional & Consolidated School Tax	1.60
Financial Administration	17,500.00	Delinquent Tax & Lien Collections	88,659.60	School Taxes in Municipal Budget	
Assessment of Taxes	3,200.00	Business Personalty Replacement Taxes	19,093.40	County Taxes	.46 *
Collection of Taxes	13,312.00	Taxes from Public Utilities	171,717.00	County Library Taxes	.03
Planning, Housing & Development	5,305.00	Other Miscellaneous Tax Revenues		Local Municipal Purpose Taxes	.56
Human Resources		State Aid Revenues	58,519.75	Veteran & Senior Citizen Taxes	
Elections		Federal Aid Revenues	3,456.87	Total Taxes for Rate Computation	2.65
General Administration (other)	116,220.29	State and Local Fiscal Assistance Act Utilized	55,468.00	Special District Taxes	
JUDICIARY		Sale of Acquired Property		Bank Corp. Taxes	2,244.83
Municipal Courts	20,500.00	Other Miscellaneous Revenues	103,192.30	Added and Omitted Taxes	2,792.48
PUBLIC SAFETY		Total	1,688,778.60	Total Taxes Levied - ABSTRACT	1,303,710.44
Fire Protection	19,650.00	Prior Years Surplus Appropriated	60,000.00	Total Taxes Billed	1,301,718.31
Police Protection	176,793.86	REVENUES TOTAL	1,748,778.60	1984 TAXES COLLECTED	1,188,671.68
Civil Defense & Disaster Control	300.00	Reserve For Uncollected Taxes	115,615.00	1984 Taxes Cancelled, Abated or Adjusted	3,328.34
Environmental Inspection & Control	4,050.00	CAPITAL OUTLAY TOTAL	70,088.81	Transfer to Tax Title Liens or Foreclosed	33,114.80
Other Public Safety				Balance Outstanding Dec. 31, 1984	76,603.49
PUBLIC WORKS				PRIOR YEARS TAXES OUTSTANDING	
Streets and Drainage	48,670.00	Public Enterprises		Balance January 1, 1984	82,051.34
Sewers and Sewage Processing		Recreation—Culture	3,000.00	Collected in 1984	65,792.64
Garbage and Trash Disposal	51,950.00	Public Works	1,000.00	Cancelled, Abated or Adjusted 1984	
Public Buildings and Grounds	9,475.00	Buildings and Grounds	66,088.81	Transfers to Tax Title Liens or Foreclosed	15,503.26
Other Public Works	15,975.00	Library and Education		Balance December 31, 1984	755.44
HEALTH and WELFARE		Conservation		TAX TITLE LIENS OUTSTANDING	
Health Services Except Environmental	20,638.00	All Other		Balance January 1, 1984	176,776.67
Welfare-Public Assistance	2,250.00	CAPITAL DEBT AUTHORIZED, DECEMBER 31, 1984		Transfer From Taxes	57,412.98
Hospitals, Clinics, First Aid		ISSUED AND UNISSUED GROSS DEBT		Redeemed in 1984	22,867.02
Animal, Insect, & Rodent Control		School	460,017	Cancelled, Abated or Adjusted (1984)	
Other Welfare Services		Self-liquidating		Transfers to Foreclosed Property	166,144.52
RECREATION and CONSERVATION		Other	397,100	Balance December 31, 1984	45,178.11
Beaches and Boardwalks		Total	857,117	PROPERTY ACQUIRED BY DEED OR FORECLOSURE	
Parks, Playgrounds, Shade Trees		ISSUED AND OUTSTANDING		Balance January 1, 1984	393,455.48
Land Reclamation & Conservation	3,456.87	School	460,017.14	Transfers From Taxes or Liens	166,144.52
Other Recreational Services	3,300.00	Self-Liquidating		Sale for Cash (1984)	
EDUCATION (excluding schools)		Other	121,000.00	Cancelled, Abated or Adjusted (1984)	
Libraries		Total	581,017.14	Balance December 31, 1984	559,600.00
Other Educational Services		EQUALIZED VALUATION BASIS		CURRENT FINANCES DECEMBER 31, 1984	
STATUTORY EXPENDITURES		FOR NET DEBT COMPUTATION	47,005,277	ASSETS	
Pensions & F. I. C. A.	35,002.64	REAL PROPERTY VALUATIONS		Cash Dec. 31, 1984	227,238.51
Employee Fringe Benefits		Code Class # of Parcels % VAL'N		Taxes Receivable	77,358.93
Other Statutory Expenditures	4,000.00	1 Vacant Land 96 4.63	1,471,050.00	Tax Title Liens	45,178.17
CETA And Other Public Employment Programs	607,314.66	2 Residential 1053 77.36	24,576,250.00	Foreclosed Property	559,600.00
MUNICIPAL FUNCTIONS TOTAL	607,314.66	3 Farm		Emergencies & Other Deferred Charges	2,400.00
CAPITAL IMPROVEMENTS *MEMO*	2,500.00	4a Commercial 45 16.24	5,159,300.00	State and Federal Aid Receivable	11,287.66
DEBT SERVICE		4b Industrial 2 1.15	365,800.00	Other Receivables	33,599.29
Principal Payments	30,000.00	4c Apartments 1 .62	196,100.00	Total	956,662.56
Interest Payments	6,350.00	Total 1197	31,768,500.00	LIABILITIES, RESERVES, AND SURPLUS	
DEFERRED CHARGES	13,660.82	Land Area 1.20 Sq. Miles		Cash Liabilities	122,351.40
SCHOOL, COUNTY, SPECIAL DISTRICT TAXES	1,024,067.26	Net Valuation Taxable-Municipal	32,215,423	Reserves for Receivables	715,736.39
RESERVE FOR UNCOLLECTED TAXES	115,615.00	Net Valuation Taxable-County	48,488,000	Surplus Dec. 31, 1984	118,574.77
EXPENDITURES TOTAL	1,797,007.74	State Equalized Valuation	49,817,306	Total	956,662.56
		State Equalization Ratio	65.68		

0333
Population 1980 8,808
Population 1984 8,979
S & P Rating
Moody Rating

General Tax Rate Per \$100.
1.82
State Equalized Tax Rate
1.76

SOUTHAMPTON TWP. - BURLINGTON CO.
Form of Government:
Township Committee
Number of Members on Governing Body - 5

PER CAPITA:
Gross Debt 112.39
Net Debt
Debt Service
Total Tax Levy 478.23
Municipal Expenditures 191.54
PER CENT:
Gross Debt .46
Net Debt
Tax Levy Collected 95.16
Tax Levy Cancelled, Abated or Adjusted .09

EXPENDITURES		REVENUES-REALIZED		1984 PROPERTY TAX	
GENERAL GOVERNMENT				STATE EQUALIZED TAX RATE	
Governing Body & Public Boards		1984 Property Taxes Collected	4,081,115.86	Local District School Taxes .70	1,672,371.50
Municipal Clerk		1984 Payments in Lieu of Taxes		Regional & Consolidated School Tax .46	1,097,207.34
Financial Administration	19,775.00	Delinquent Tax & Lien Collections	196,672.89	School Taxes in Municipal Budget	
Assessment of Taxes	41,925.00	Business Personalty Replacement Taxes	40,674.36	County Taxes .57	1,355,501.18
Collection of Taxes	39,100.00	Taxes from Public Utilities	767,809.00	County Library Taxes .03	75,560.63
Planning, Housing & Development	49,700.00	Other Miscellaneous Tax Revenues		Local Municipal Purpose Taxes	
Human Resources		State Aid Revenues	45,201.33	Veteran & Senior Citizen Taxes	181,250.00
Elections	4,000.00	Federal Aid Revenues		Total Taxes for Rate Computation 1.76	4,381,890.65
General Administration (other)	172,500.00	State and Local Fiscal Assistance Act Utilized	44,030.52	Special District Taxes	
JUDICIARY		Sale of Acquired Property		Bank Corp. Taxes	7,441.22
Municipal Courts	45,250.00	Other Miscellaneous Revenues	430,737.79	Added and Omitted Taxes	85,965.38
PUBLIC SAFETY		Total	5,606,241.75	Total Taxes Levied - ABSTRACT	4,294,047.25
Fire Protection	12,400.00	Prior Years Surplus Appropriated	800,000.00	Total Taxes Billed	4,288,640.15
Police Protection	52,200.00	REVENUES TOTAL	6,406,241.75	1984 TAXES COLLECTED	4,081,115.86
Civil Defense & Disaster Control	1,700.00	Reserve For Uncollected Taxes	289,968.46	1984 Taxes Cancelled, Abated or Adjusted	3,971.58
Environmental Inspection & Control	47,000.00	CAPITAL OUTLAY TOTAL	31,875.00	Transfer to Tax Title Liens or Foreclosed	12,456.36
Other Public Safety				Balance Outstanding Dec. 31, 1984	191,096.35
PUBLIC WORKS				PRIOR YEARS TAXES OUTSTANDING	
Streets and Drainage	429,000.00	Public Enterprises		Balance January 1, 1984	179,680.02
Sewers and Sewage Processing		Recreation—Culture		Collected in 1984	175,095.09
Garbage and Trash Disposal	180,186.00	Public Works		Cancelled, Abated or Adjusted 1984	522.28
Public Buildings and Grounds	45,000.00	Buildings and Grounds	31,875.00	Transfers to Tax Title Liens or Foreclosed	678.72
Other Public Works	40,000.00	Library and Education		Balance December 31, 1984	3,383.93
HEALTH and WELFARE		Conservation		TAX TITLE LIENS OUTSTANDING	
Health Services Except Environmental	7,200.00	All Other		Balance January 1, 1984	54,937.40
Welfare-Public Assistance	8,600.00	CAPITAL DEBT AUTHORIZED, DECEMBER 31, 1984		Transfer From Taxes	13,135.08
Hospitals, Clinics, First Aid		ISSUED AND UNISSUED GROSS DEBT NET DEBT		Redeemed in 1984	21,577.80
Animal, Insect, & Rodent Control	7,700.00	School 1,009,150		Cancelled, Abated or Adjusted (1984)	
Other Welfare Services		Self-liquidating		Transfers to Foreclosed Property	
RECREATION and CONSERVATION		Other		Balance December 31, 1984	46,494.68
Beaches and Boardwalks		Total 1,009,150		PROPERTY ACQUIRED BY DEED OR	
Parks, Playgrounds, Shade Trees	7,874.00	ISSUED AND OUTSTANDING		FORECLOSURE	
Land Reclamation & Conservation	1,200.00	School	966,716.88	Balance January 1, 1984	16,350.00
Other Recreational Services	55,030.52	Self-Liquidating		Transfers From Taxes or Liens	
EDUCATION (excluding schools)		Other		Sale for Cash (1984)	
Libraries	22,500.00	Total	966,716.88	Cancelled, Abated or Adjusted (1984)	
Other Educational Services		EQUALIZED VALUATION BASIS		Balance December 31, 1984	16,350.00
STATUTORY EXPENDITURES		FOR NET DEBT COMPUTATION	217,897,669	CURRENT FINANCES DECEMBER 31, 1984	
Pensions & F. I. C. A.	66,000.00	REAL PROPERTY VALUATIONS		ASSETS	
Employee Fringe Benefits	70,000.00	Code Class # of Parcels % VAL'N		Cash Dec: 31, 1984	2,283,945.09
Other Statutory Expenditures	4,000.00	1 Vacant Land 726 3.76	8,521,000.00	Taxes Receivable	194,480.28
CETA and Other Public Employment Programs		2 Residential 3249 82.08	185,848,055.00	Tax Title Liens	46,494.68
MUNICIPAL FUNCTIONS TOTAL	1,429,840.52	3 Farm 519 6.43	14,563,150.00	Foreclosed Property	16,350.00
CAPITAL IMPROVEMENTS *MEMO*		4a Commercial 122 5.69	12,884,700.00	Emergencies & Other Deferred Charges	
DEBT SERVICE		4b Industrial 19 2.03	4,604,400.00	State and Federal Aid Receivable	2,536.00
Principal Payments		4c Apartments		Other Receivables	38,270.84
Interest Payments		Total 4635	226,421,305.00	Total	2,582,076.89
DEFERRED CHARGES	17.79	Land Area 43.31 Sq. Miles		LIABILITIES, RESERVES, AND SURPLUS	
SCHOOL, COUNTY, SPECIAL DISTRICT TAXES	4,200,640.65	Net Valuation Taxable-Municipal	231,551,989	Cash Liabilities	1,144,961.26
RESERVE FOR UNCOLLECTED TAXES	289,968.46	Net Valuation Taxable-County	226,087,087	Reserves for Receivables	283,332.89
EXPENDITURES TOTAL	5,920,467.42	State Equalized Valuation	239,230,462	Surplus Dec. 31, 1984	1,153,782.74
		State Equalization Ratio	96.72	Total	2,582,076.89

1918
Population 1980 13,333
Population 1984 13,647
S & P Rating
Moody Rating BAA1

General Tax Rate Per \$100. 5.51
State Equalized Tax Rate 2.53

SPARTA TOWNSHIP – SUSSEX COUNTY
Form of Government:
Council-Manager Plan B (OMCL 50)
Number of Members on Governing Body – 5

PER CAPITA:
Gross Debt 367.55
Net Debt 219.75
Debt Service 43.13
Total Tax Levy 969.75
Municipal Expenditures 383.43

PER CENT:
Gross Debt 1.06
Net Debt .64
Tax Levy Collected 95.53
Tax Levy Cancelled, Abated or Adjusted .03

EXPENDITURES		REVENUES-REALIZED		1984 PROPERTY TAX	
GENERAL GOVERNMENT				STATE EQUALIZED TAX RATE → 1.54	
Governing Body & Public Boards	12,330.00	1984 Property Taxes Collected 12,638,408.02		Local District School Taxes	7,881,516.00
Municipal Clerk	50,043.57	1984 Payments in Lieu of Taxes 58,324.87		Regional & Consolidated School Tax	
Financial Administration		Delinquent Tax & Lien Collections 648,806.85		School Taxes in Municipal Budget	
Assessment of Taxes	64,300.00	Business Personalty Replacement Taxes 122,245.44		County Taxes	* 2,754,685.82
Collection of Taxes	107,336.80	Taxes from Public Utilities 691,275.00		County Library Taxes	
Planning, Housing & Development	91,564.79	Other Miscellaneous Tax Revenues 106,318.45		Local Municipal Purpose Taxes	2,299,100.96
Human Resources		Federal Aid Revenues 117,655.49		Veteran & Senior Citizen Taxes	73,600.00
Elections	10,325.00	State and Local Fiscal Assistance Act Utilized 20,603.00		Total Taxes for Rate Computation	13,008,902.78
General Administration (other)	355,034.31	Sale of Acquired Property 726,484.07		Special District Taxes	27,000.00
JUDICIARY		Other Miscellaneous Revenues Total 15,130,122.19		Bank Corp. Taxes	15,774.61
Municipal Courts	52,288.12	Prior Years Surplus Appropriated 730,000.00		Added and Omitted Taxes	256,059.99
PUBLIC SAFETY		REVENUES TOTAL 15,860,122.19		Total Taxes Levied - ABSTRACT	13,234,137.38
Fire Protection	74,515.00	Reserve For Uncollected Taxes 845,136.59		Total Taxes Billed	13,230,200.11
Police Protection	1,081,538.63	CAPITAL OUTLAY TOTAL 509,473.00		1984 TAXES COLLECTED	12,638,408.02
Civil Defense & Disaster Control	100.00	Public Enterprises 219,359.20		1984 Taxes Cancelled, Abated or Adjusted	4,629.87
Environmental Inspection & Control	77,221.68	Recreation—Culture 263,414.00		Transfer to Tax Title Liens or Foreclosed	70,480.94
Other Public Safety		Public Works 26,699.80		Balance Outstanding Dec. 31, 1984	516,681.28
PUBLIC WORKS		Buildings and Grounds		PRIOR YEARS TAXES OUTSTANDING	
Streets and Drainage	681,939.68	Library and Education		Balance January 1, 1984	535,355.58
Sewers and Sewage Processing	1,500.00	Conservation		Collected in 1984	504,106.17
Garbage and Trash Disposal	69,235.80	All Other		Cancelled, Abated or Adjusted 1984	.03
Public Buildings and Grounds	72,245.00	CAPITAL DEBT AUTHORIZED, DECEMBER 31, 1984		Transfers to Tax Title Liens or Foreclosed	28,489.24
Other Public Works		ISSUED AND UNISSUED GROSS DEBT NET DEBT		Balance December 31, 1984	2,760.14
HEALTH and WELFARE		School 2,017,000		TAX TITLE LIENS OUTSTANDING	
Health Services Except Environmental	150,767.00	Self-liquidating 2,998,915		Balance January 1, 1984	242,908.43
Welfare-Public Assistance	1,500.00	Other 5,015,915		Transfer From Taxes	104,291.59
Hospitals, Clinics, First Aid		Total 5,015,915		Redeemed in 1984	144,700.68
Animal, Insect, & Rodent Control	4,000.00	ISSUED AND OUTSTANDING		Cancelled, Abated or Adjusted (1984)	
Other Welfare Services		School 2,017,000.00		Transfers to Foreclosed Property	13,007.42
RECREATION and CONSERVATION		Self-Liquidating 2,612,115.00		Balance December 31, 1984	189,491.92
Beaches and Boardwalks	16,565.00	Other 4,629,115.00		PROPERTY ACQUIRED BY DEED OR FORECLOSURE	
Parks, Playgrounds, Shade Trees	3,175.00	EQUALIZED VALUATION BASIS FOR NET DEBT COMPUTATION 471,547,825		Balance January 1, 1984	281,280.58
Land Reclamation & Conservation	72,825.00	REAL PROPERTY VALUATIONS		Transfers From Taxes or Liens	13,007.42
Other Recreational Services		Code Class # of Parcels % VAL'N ASSESSED VALUATION		Sale for Cash (1984)	20,603.00
EDUCATION (excluding schools)		1 Vacant Land 1557 6.33 14,796,185.00		Cancelled, Abated or Adjusted (1984)	
Libraries	214,947.81	2 Residential 4594 83.52 195,168,855.00		Balance December 31, 1984	273,685.00
Other Educational Services	7,000.00	3 Farm 247 1.96 4,579,625.00		CURRENT FINANCES DECEMBER 31, 1984	
STATUTORY EXPENDITURES		4a Commercial 173 6.20 14,497,150.00		ASSETS	
Pensions & F. I. C. A.	330,230.34	4b Industrial 20 1.83 4,265,400.00		Cash Dec. 31, 1984	2,015,877.92
Employee Fringe Benefits	189,277.30	4c Apartments 2 .16 379,800.00		Taxes Receivable	519,441.42
Other Statutory Expenditures	100.00	Total 6593 233,637,015.00		Tax Title Liens	189,491.92
CETA And Other Public Employment Programs		Land Area 38.50 Sq. Miles		Foreclosed Property	273,685.00
MUNICIPAL FUNCTIONS TOTAL 3,791,906.33		Net Valuation Taxable-Municipal 234,973,649		Emergencies & Other Deferred Charges	459,509.80
CAPITAL IMPROVEMENTS *MEMO* 40,300.00		Net Valuation Taxable-County 484,718,139		State and Federal Aid Receivable	
DEBT SERVICE		State Equalized Valuation 511,187,719		Other Receivables	68,890.31
Principal Payments 457,126.35		State Equalization Ratio 45.83		Total	3,526,896.37
Interest Payments 131,506.69				LIABILITIES, RESERVES, AND SURPLUS	
DEFERRED CHARGES 6,950.00				Cash Liabilities	967,865.33
SCHOOL, COUNTY, SPECIAL DISTRICT TAXES 10,663,201.82				Reserves for Receivables	1,009,709.65
RESERVE FOR UNCOLLECTED TAXES 845,136.59				Surplus Dec. 31, 1984	1,549,321.39
EXPENDITURES TOTAL 15,895,827.78				Total	3,526,896.37

1224
Population 1980 7,840
Population 1984 8,622
S & P Rating
Moody Rating A

General Tax Rate Per \$100. 2.91
State Equalized Tax Rate 2.97

SPOTSWOOD BOROUGH - MIDDLESEX CO.
Form of Government:
Mayor-Council Plan B (OMCL 50)
Number of Members on Governing Body - 5

PER CAPITA:
Gross Debt 792.27
Net Debt 98.30
Debt Service 18.85
Total Tax Levy 604.72
Municipal Expenditures 262.60
PER CENT:
Gross Debt 4.37
Net Debt .54
Tax Levy Collected 97.23
Tax Levy Cancelled, Abated or Adjusted .48

EXPENDITURES		REVENUES-REALIZED		1984 PROPERTY TAX	
GENERAL GOVERNMENT				STATE EQUALIZED TAX RATE 1.75	
Governing Body & Public Boards	2,836.00	1984 Property Taxes Collected 5,070,766.23		Local District School Taxes	3,042,311.00
Municipal Clerk	35,974.00	1984 Payments in Lieu of Taxes		Regional & Consolidated School Tax	
Financial Administration	87,151.00	Delinquent Tax & Lien Collections 140,213.05		School Taxes in Municipal Budget	
Assessment of Taxes	8,236.00	Business Personalty Replacement Taxes 236,686.84		County Taxes	1,076,284.46
Collection of Taxes		Taxes from Public Utilities 412,107.00		County Library Taxes	
Planning, Housing & Development	22,319.00	Other Miscellaneous Tax Revenues		Local Municipal Purpose Taxes	1,033,787.50
Human Resources	19,188.00	State Aid Revenues 109,775.85		Veteran & Senior Citizen Taxes	68,350.00
Elections	10,582.00	Federal Aid Revenues		Total Taxes for Rate Computation	5,220,732.96
General Administration (other)	170,298.00	State and Local Fiscal Assistance Act Utilized 40,754.00		Special District Taxes	
JUDICIARY		Sale of Acquired Property		Bank Corp. Taxes	8,381.43
Municipal Courts	29,162.00	Other Miscellaneous Revenues		Added and Omitted Taxes	53,123.51
PUBLIC SAFETY		Total 6,344,365.23		Total Taxes Levied - ABSTRACT	5,213,887.90
Fire Protection	35,695.00	Prior Years Surplus Appropriated 82,000.00		Total Taxes Billed	5,215,384.16
Police Protection	677,434.00	REVENUES TOTAL 6,426,365.23		1984 TAXES COLLECTED	5,070,766.23
Civil Defense & Disaster Control	500.00	Reserve For Uncollected Taxes 143,886.05		1984 Taxes Cancelled, Abated or Adjusted	24,785.56
Environmental Inspection & Control	43,043.00	CAPITAL OUTLAY TOTAL 5,252.59		Transfer to Tax Title Liens or Foreclosed	14,919.87
Other Public Safety				Balance Outstanding Dec. 31, 1984	104,912.50
PUBLIC WORKS				PRIOR YEARS TAXES OUTSTANDING	
Streets and Drainage	242,004.55	Public Enterprises		Balance January 1, 1984	115,718.72
Sewers and Sewage Processing		Recreation—Culture		Collected in 1984	109,864.86
Garbage and Trash Disposal	119,698.18	Public Works 4,290.71		Cancelled, Abated or Adjusted 1984	280.14
Public Buildings and Grounds	43,426.00	Buildings and Grounds 961.88		Transfers to Tax Title Liens or Foreclosed	706.22
Other Public Works				Balance December 31, 1984	4,867.50
HEALTH and WELFARE				TAX TITLE LIENS OUTSTANDING	
Health Services Except Environmental	38,007.00	CAPITAL DEBT AUTHORIZED, DECEMBER 31, 1984		Balance January 1, 1984	102,835.03
Welfare-Public Assistance	2,911.00	ISSUED AND UNISSUED GROSS DEBT NET DEBT		Transfer From Taxes	15,626.09
Hospitals, Clinics, First Aid		School 4,327,000		Redeemed in 1984	30,348.19
Animal, Insect, & Rodent Control	4,100.00	Self-liquidating 1,637,300		Cancelled, Abated or Adjusted (1984)	
Other Welfare Services		Other 866,679		Transfers to Foreclosed Property	
RECREATION and CONSERVATION		Total 6,830,979		Balance December 31, 1984	88,112.93
Beaches and Boardwalks		ISSUED AND OUTSTANDING		PROPERTY ACQUIRED BY DEED OR	
Parks, Playgrounds, Shade Trees		School 4,327,000.00		FORECLOSURE	
Land Reclamation & Conservation	5,100.00	Self-Liquidating 1,566,000.00		Balance January 1, 1984	42,730.00
Other Recreational Services	17,850.00	Other 758,600.00		Transfers From Taxes or Liens	
EDUCATION (excluding schools)		Total 6,651,600.00		Sale for Cash (1984)	
Libraries	54,687.00	EQUALIZED VALUATION BASIS		Cancelled, Abated or Adjusted (1984)	
Other Educational Services	3,000.00	FOR NET DEBT COMPUTATION		Balance December 31, 1984	42,730.00
STATUTORY EXPENDITURES		REAL PROPERTY VALUATIONS		CURRENT FINANCES DECEMBER 31, 1984	
Pensions & F. I. C. A.	161,640.00	Code Class # of Parcels % VAL'N ASSESSED VALUATION		ASSETS	
Employee Fringe Benefits	75,800.00	1 Vacant Land 511 2.18 3,807,100.00		Cash Dec. 31, 1984	479,259.79
Other Statutory Expenditures	7,000.00	2 Residential 1995 81.45 142,117,600.00		Taxes Receivable	109,780.00
CETA And Other Public Employment Programs		3 Farm 2 .05 93,800.00		Tax Title Liens	88,112.93
MUNICIPAL FUNCTIONS TOTAL 1,917,642.73		4a Commercial 43 5.68 9,910,000.00		Foreclosed Property	42,730.00
CAPITAL IMPROVEMENTS *MEMO* 30,600.00		4b Industrial 6 6.77 11,813,600.00		Emergencies & Other Deferred Charges	46,200.00
DEBT SERVICE		4c Apartments 6 3.86 6,739,300.00		State and Federal Aid Receivable	89.45
Principal Payments 94,000.00		Total 2568 174,481,400.00		Other Receivables	8,555.51
Interest Payments 68,527.90		Land Area 2.15 Sq. Miles		Total	774,727.68
DEFERRED CHARGES 40,118.40		Net Valuation Taxable-Municipal 177,397,273		LIABILITIES, RESERVES, AND SURPLUS	
SCHOOL, COUNTY, SPECIAL DISTRICT TAXES 4,118,595.46		Net Valuation Taxable-County 176,437,536		Cash Liabilities	216,544.01
RESERVE FOR UNCOLLECTED TAXES 143,885.05		State Equalized Valuation 173,836,680		Reserves for Receivables	249,178.44
EXPENDITURES TOTAL 6,382,770.54		State Equalization Ratio 102.20		Surplus Dec. 31, 1984	309,005.23
				Total	774,727.68

1348
 Population 1980 **4,215**
 Population 1984 **4,184**
 S & P Rating
 Moody Rating **A**

General Tax Rate Per \$100. **1.48**
 State Equalized Tax Rate **1.43**

SPRING LAKE BOROUGH – MONMOUTH CO.
Form of Government:
Borough Council
Number of Members on Governing Body – 6

PER CAPITA:
 Gross Debt **763.41**
 Net Debt **710.35**
 Debt Service **48.23**
 Total Tax Levy **973.37**
 Municipal Expenditures **661.99**

PER CENT:
 Gross Debt **1.27**
 Net Debt **1.18**
 Tax Levy Collected **96.41**
 Tax Levy Cancelled, Abated or Adjusted **.05**

EXPENDITURES		REVENUES-REALIZED		1984 PROPERTY TAX	
GENERAL GOVERNMENT				STATE EQUALIZED TAX RATE 1.54	
Governing Body & Public Boards		1984 Property Taxes Collected 3,912,354.91		Local District School Taxes	1,533,150.00
Municipal Clerk		1984 Payments in Lieu of Taxes		Regional & Consolidated School Tax	
Financial Administration	8,000.00	Delinquent Tax & Lien Collections 216,785.38		School Taxes in Municipal Budget	
Assessment of Taxes	8,790.00	Business Personalty Replacement Taxes 26,136.64		County Taxes	1,386,506.39
Collection of Taxes	30,075.00	Taxes from Public Utilities 264,163.00		County Library Taxes	
Planning, Housing & Development	20,684.00	Other Miscellaneous Tax Revenues		Local Municipal Purpose Taxes	1,116,400.00
Human Resources		State Aid Revenues 25,381.43		Veteran & Senior Citizen Taxes	34,650.00
Elections		Federal Aid Revenues		Total Taxes for Rate Computation 1.42	4,070,706.39
General Administration (other)	302,530.00	State and Local Fiscal Assistance Act Utilized		Special District Taxes	
JUDICIARY		Sale of Acquired Property		Bank Corp. Taxes	14,687.33
Municipal Courts	15,639.00	Other Miscellaneous Revenues		Added and Omitted Taxes	21,857.21
PUBLIC SAFETY		Total 5,329,728.73		Total Taxes Levied - ABSTRACT	4,072,600.93
Fire Protection	38,725.00	Prior Years Surplus Appropriated		Total Taxes Billed	4,057,913.60
Police Protection	466,437.00	REVENUES TOTAL 5,973,728.73		1984 TAXES COLLECTED	3,912,354.91
Civil Defense & Disaster Control	300.00	Reserve For Uncollected Taxes		1984 Taxes Cancelled, Abated or Adjusted	2,138.74
Environmental Inspection & Control	19,204.00	CAPITAL OUTLAY TOTAL 187,952.25		Transfer to Tax Title Liens or Foreclosed	721.25
Other Public Safety		Public Enterprises 3,309.91		Balance Outstanding Dec. 31, 1984	142,698.70
PUBLIC WORKS		Recreation—Culture 55,403.84		PRIOR YEARS TAXES OUTSTANDING	
Streets and Drainage	248,882.00	Public Works 118,935.54		Balance January 1, 1984	210,456.13
Sewers and Sewage Processing	220,017.15	Buildings and Grounds 10,302.96		Collected in 1984	210,452.26
Garbage and Trash Disposal	58,297.00	Library and Education		Cancelled, Abated or Adjusted 1984	
Public Buildings and Grounds		Conservation		Transfers to Tax Title Liens or Foreclosed	
Other Public Works		All Other		Balance December 31, 1984	3.87
HEALTH and WELFARE		CAPITAL DEBT AUTHORIZED, DECEMBER 31, 1984		TAX TITLE LIENS OUTSTANDING	
Health Services Except Environmental	11,382.00	ISSUED AND UNISSUED GROSS DEBT NET DEBT		Balance January 1, 1984	17,808.58
Welfare-Public Assistance	1,300.00	School 222,000		Transfer From Taxes	721.25
Hospitals, Clinics, First Aid		Self-liquidating 868,429		Redeemed in 1984	6,333.12
Animal, Insect, & Rodent Control	1,000.00	Other 2,103,680		Cancelled, Abated or Adjusted (1984)	
Other Welfare Services		Total 3,194,109		Transfers to Foreclosed Property	
RECREATION and CONSERVATION		ISSUED AND OUTSTANDING		Balance December 31, 1984	12,196.71
Beaches and Boardwalks	387,490.00	School 222,000.00		PROPERTY ACQUIRED BY DEED OR FORECLOSURE	
Parks, Playgrounds, Shade Trees	99,979.00	Self-Liquidating 178,000.00		Balance January 1, 1984	31,200.00
Land Reclamation & Conservation		Other 1,557,500.00		Transfers From Taxes or Liens	
Other Recreational Services	14,300.00	Total 1,957,500.00		Sale for Cash (1984)	
EDUCATION (excluding schools)		EQUALIZED VALUATION BASIS		Cancelled, Abated or Adjusted (1984)	22,000.00
Libraries	46,207.91	FOR NET DEBT COMPUTATION 252,101,528		Balance December 31, 1984	9,200.00
Other Educational Services		REAL PROPERTY VALUATIONS		CURRENT FINANCES DECEMBER 31, 1984	
STATUTORY EXPENDITURES		Code Class # of Parcels % VAL'N ASSESSED VALUATION		ASSETS	
Pensions & F. I. C. A.	198,032.99	1 Vacant Land 114 2.86 7,667,300.00		Cash Dec. 31, 1984	859,852.01
Employee Fringe Benefits	90,500.00	2 Residential 1570 88.78 237,860,000.00		Taxes Receivable	142,702.57
Other Statutory Expenditures	3,450.00	3 Farm 22,175,700.00		Tax Title Liens	12,196.71
CETA And Other Public Employment Programs		4a Commercial 31 8.28 22,175,700.00		Foreclosed Property	9,200.00
MUNICIPAL FUNCTIONS TOTAL	2,291,222.05	4b Industrial 224,100.00		Emergencies & Other Deferred Charges	32,400.00
CAPITAL IMPROVEMENTS *MEMO*	20,000.00	4c Apartments 1 .08 224,100.00		State and Federal Aid Receivable	84,000.00
DEBT SERVICE		Total 1766 267,927,100.00		Other Receivables	336.53
Principal Payments	124,000.00	Land Area 1.30 Sq. Miles		Total	1,140,687.82
Interest Payments	77,798.25	Net Valuation Taxable-Municipal		LIABILITIES, RESERVES, AND SURPLUS	
DEFERRED CHARGES		Net Valuation Taxable-County		Cash Liabilities	346,281.93
SCHOOL, COUNTY, SPECIAL DISTRICT TAXES	2,919,656.39	State Equalized Valuation		Reserves for Receivables	164,435.81
RESERVE FOR UNCOLLECTED TAXES	227,146.90	State Equalization Ratio		Surplus Dec. 31, 1984	629,970.08
EXPENDITURES TOTAL	5,689,436.39			Total	1,140,687.82

1349
 Population 1980 5,424
 Population 1984 5,324
 S & P Rating
 Moody Rating A
 General Tax Rate Per \$100. 3.97
 State Equalized Tax Rate 1.95

SPRING LAKE HEIGHTS – MONMOUTH CO.
Form of Government:
Borough Council
Number of Members on Governing Body – 6

PER CAPITA:
 Gross Debt 523.76
 Net Debt 463.35
 Debt Service 37.57
 Total Tax Levy 647.05
 Municipal Expenditures 319.73
 PER CENT:
 Gross Debt 1.79
 Net Debt 1.58
 Tax Levy Collected 97.04
 Tax Levy Cancelled, Abated or Adjusted .16

EXPENDITURES		REVENUES-REALIZED		1984 PROPERTY TAX	
GENERAL GOVERNMENT				STATE EQUALIZED TAX RATE → .98	
Governing Body & Public Boards		1984 Property Taxes Collected		Local District School Taxes	1,723,732.00
Municipal Clerk		1984 Payments in Lieu of Taxes		Regional & Consolidated School Tax	
Financial Administration	8,040.00	Delinquent Tax & Lien Collections		School Taxes in Municipal Budget	
Assessment of Taxes	8,949.84	Business Personalty Replacement Taxes		County Taxes	847,205.35
Collection of Taxes	15,830.00	Taxes from Public Utilities		County Library Taxes	32,292.25
Planning, Housing & Development	11,101.10	Other Miscellaneous Tax Revenues		Local Municipal Purpose Taxes	804,077.40
Human Resources		State Aid Revenues		Veteran & Senior Citizen Taxes	53,900.00
Elections	2,540.00	Federal Aid Revenues		Total Taxes for Rate Computation	3,461,207.00
General Administration (other)	191,789.55	State and Local Fiscal Assistance Act Utilized		Special District Taxes	
JUDICIARY		Sale of Acquired Property		Bank Corp. Taxes	9,244.78
Municipal Courts	21,778.45	Other Miscellaneous Revenues		Added and Omitted Taxes	28,351.54
PUBLIC SAFETY		Total		Total Taxes Levied - ABSTRACT	3,444,903.32
Fire Protection	32,000.00	Prior Years Surplus Appropriated		Total Taxes Billed	3,435,658.54
Police Protection	401,999.75	REVENUES TOTAL		1984 TAXES COLLECTED	3,334,087.92
Civil Defense & Disaster Control	254.83	Reserve For Uncollected Taxes		1984 Taxes Cancelled, Abated or Adjusted	5,668.81
Environmental Inspection & Control	23,140.49	CAPITAL OUTLAY TOTAL		Transfer to Tax Title Liens or Foreclosed	4,781.29
Other Public Safety				Balance Outstanding Dec. 31, 1984	91,120.52
PUBLIC WORKS				PRIOR YEARS TAXES OUTSTANDING	
Streets and Drainage	199,431.55	Public Enterprises		Balance January 1, 1984	154,096.71
Sewers and Sewage Processing		Recreation—Culture		Collected in 1984	131,806.15
Garbage and Trash Disposal	130,732.88	Public Works		Cancelled, Abated or Adjusted 1984	
Public Buildings and Grounds	41,089.15	Buildings and Grounds		Transfers to Tax Title Liens or Foreclosed	
Other Public Works	28,100.00	Library and Education		Balance December 31, 1984	22,290.56
HEALTH and WELFARE		Conservation		TAX TITLE LIENS OUTSTANDING	
Health Services Except Environmental	11,210.00	All Other		Balance January 1, 1984	13,446.74
Welfare-Public Assistance	9,170.00	CAPITAL DEBT AUTHORIZED, DECEMBER 31, 1984		Transfer From Taxes	4,781.29
Hospitals, Clinics, First Aid		ISSUED AND UNISSUED GROSS DEBT NET DEBT		Redeemed in 1984	17,333.01
Animal, Insect, & Rodent Control	500.00	School 315,000		Cancelled, Abated or Adjusted (1984)	
Other Welfare Services		Self-liquidating 737,000		Transfers to Foreclosed Property	
RECREATION and CONSERVATION		Other 1,736,484		Balance December 31, 1984	895.02
Beaches and Boardwalks		Total 2,788,484		PROPERTY ACQUIRED BY DEED OR	
Parks, Playgrounds, Shade Trees	23,900.00	ISSUED AND OUTSTANDING		FORECLOSURE	
Land Reclamation & Conservation		School 315,000.00		Balance January 1, 1984	9,430.00
Other Recreational Services		Self-Liquidating 737,000.00		Transfers From Taxes or Liens	
EDUCATION (excluding schools)		Other 1,464,300.00		Sale for Cash (1984)	
Libraries		Total 2,516,300.00		Cancelled, Abated or Adjusted (1984)	
Other Educational Services		EQUALIZED VALUATION BASIS		Balance December 31, 1984	9,430.00
STATUTORY EXPENDITURES		FOR NET DEBT COMPUTATION		CURRENT FINANCES DECEMBER 31, 1984	
Pensions & F. I. C. A.	106,120.16	REAL PROPERTY VALUATIONS		ASSETS	
Employee Fringe Benefits	44,920.00	Code Class # of Parcels % VAL'N		Cash Dec. 31, 1984	713,601.43
Other Statutory Expenditures	4,900.00	1 Vacant Land 217 1.66		Taxes Receivable	113,411.08
CETA And Other Public Employment Programs		2 Residential 1842 76.37		Tax Title Liens	895.02
MUNICIPAL FUNCTIONS TOTAL	1,307,497.75	3 Farm		Foreclosed Property	9,430.00
CAPITAL IMPROVEMENTS *MEMO*	10,400.00	4a Commercial 78 10.55		Emergencies & Other Deferred Charges	65,567.18
DEBT SERVICE		4b Industrial 1 .09		State and Federal Aid Receivable	
Principal Payments	81,630.00	4c Apartments 10 11.32		Other Receivables	8,394.94
Interest Payments	118,366.52	Total 2148		Total	911,299.65
DEFERRED CHARGES	18,722.10	Land Area 1.30 Sq. Miles		LIABILITIES, RESERVES, AND SURPLUS	
SCHOOL, COUNTY, SPECIAL DISTRICT TAXES	2,603,229.60	Net Valuation Taxable-Municipal		Cash Liabilities	436,489.98
RESERVE FOR UNCOLLECTED TAXES	176,000.00	Net Valuation Taxable-County		Reserves for Receivables	132,131.04
EXPENDITURES TOTAL	4,305,445.97	State Equalized Valuation		Surplus Dec. 31, 1984	342,678.63
		State Equalization Ratio		Total	911,299.65

0334
Population 1980 2,691
Population 1984 2,793
S & P Rating
Moody Rating

General Tax Rate Per \$100. 2.61
State Equalized Tax Rate 2.10

SPRINGFIELD TWP. - BURLINGTON CO.
Form of Government:
Township Committee
Number of Members on Governing Body - 3

PER CAPITA:
Gross Debt 70.00
Net Debt 27.34
Debt Service 19.53
Total Tax Levy 533.59
Municipal Expenditures 281.55

PER CENT:
Gross Debt .30
Net Debt .12
Tax Levy Collected 92.51
Tax Levy Cancelled, Abated or Adjusted .65

EXPENDITURES		REVENUES-REALIZED		1984 PROPERTY TAX	
GENERAL GOVERNMENT				STATE EQUALIZED TAX RATE	
Governing Body & Public Boards		1984 Property Taxes Collected	1,377,242.70	Local District School Taxes .62	433,619.00
Municipal Clerk		1984 Payments in Lieu of Taxes		Regional & Consolidated School Tax .75	529,928.99
Financial Administration	15,905.00	Delinquent Tax & Lien Collections	106,597.04	School Taxes in Municipal Budget	
Assessment of Taxes	6,800.00	Business Personalty Replacement Taxes	40,111.00	County Taxes .60	424,265.17
Collection of Taxes	13,250.00	Taxes from Public Utilities	231,169.00	County Library Taxes .03	23,698.35
Planning, Housing & Development	7,100.00	Other Miscellaneous Tax Revenues		Local Municipal Purpose Taxes .09	64,026.60
Human Resources		State Aid Revenues	16,651.30	Veteran & Senior Citizen Taxes	26,070.00
Elections		Federal Aid Revenues		Total Taxes for Rate Computation 2.09	1,501,608.11
General Administration (other)	107,475.00	State and Local Fiscal Assistance Act Utilized	21,027.86	Special District Taxes	
JUDICIARY		Sale of Acquired Property		Bank Corp. Taxes	1,938.54
Municipal Courts	42,400.00	Other Miscellaneous Revenues	163,074.57	Added and Omitted Taxes	12,827.68
PUBLIC SAFETY		Total	1,955,873.47	Total Taxes Levied - ABSTRACT	1,490,304.33
Fire Protection	46,500.00	Prior Years Surplus Appropriated	270,000.00	Total Taxes Billed	1,488,800.17
Police Protection	68,000.00	REVENUES TOTAL	2,225,873.47	1984 TAXES COLLECTED	1,377,242.70
Civil Defense & Disaster Control	800.00	Reserve For Uncollected Taxes	180,225.78	1984 Taxes Cancelled, Abated or Adjusted	9,725.28
Environmental Inspection & Control	15,200.00			Transfer to Tax Title Liens or Foreclosed	1,924.26
Other Public Safety		CAPITAL OUTLAY TOTAL	55,467.90	Balance Outstanding Dec. 31, 1984	99,907.93
PUBLIC WORKS				PRIOR YEARS TAXES OUTSTANDING	
Streets and Drainage	120,000.00	Public Enterprises		Balance January 1, 1984	118,957.10
Sewers and Sewage Processing		Recreation—Culture		Collected in 1984	105,431.18
Garbage and Trash Disposal	55,000.00	Public Works	28,144.90	Cancelled, Abated or Adjusted 1984	1,942.84
Public Buildings and Grounds	24,120.00	Buildings and Grounds	27,323.00	Transfers to Tax Title Liens or Foreclosed	
Other Public Works		Library and Education		Balance December 31, 1984	11,583.08
HEALTH and WELFARE		Conservation		TAX TITLE LIENS OUTSTANDING	
Health Services Except Environmental	1,000.00	All Other		Balance January 1, 1984	9,383.38
Welfare-Public Assistance	3,750.00	CAPITAL DEBT AUTHORIZED, DECEMBER 31, 1984		Transfer From Taxes	1,924.26
Hospitals, Clinics, First Aid		ISSUED AND UNISSUED GROSS DEBT NET DEBT		Redeemed in 1984	1,165.86
Animal, Insect, & Rodent Control	500.00	School 119,146		Cancelled, Abated or Adjusted (1984)	572.22
Other Welfare Services		Self-liquidating 76,372	76,372	Transfers to Foreclosed Property	5,440.82
RECREATION and CONSERVATION		Other 195,518	76,372	Balance December 31, 1984	4,128.74
Beaches and Boardwalks				PROPERTY ACQUIRED BY DEED OR FORECLOSURE	
Parks, Playgrounds, Shade Trees	8,200.00	ISSUED AND OUTSTANDING		Balance January 1, 1984	73,415.36
Land Reclamation & Conservation		School 119,146.43		Transfers From Taxes or Liens	5,440.82
Other Recreational Services	300.00	Self-Liquidating 75,600.00		Sale for Cash (1984)	
EDUCATION (excluding schools)		Other 194,746.43		Cancelled, Abated or Adjusted (1984)	
Libraries		Total		Balance December 31, 1984	78,856.18
Other Educational Services		EQUALIZED VALUATION BASIS		CURRENT FINANCES DECEMBER 31, 1984	
STATUTORY EXPENDITURES		FOR NET DEBT COMPUTATION	66,145,076	ASSETS	
Pensions & F. I. C. A.	14,200.00	REAL PROPERTY VALUATIONS		Cash Dec. 31, 1984	522,492.26
Employee Fringe Benefits		Code Class # of Parcels % VAL'N		Taxes Receivable	111,491.01
Other Statutory Expenditures	1,100.00	1 Vacant Land 154 3.49	1,920,250.00	Tax Title Liens	4,128.74
CETA And Other Public Employment Programs		2 Residential 633 59.84	32,907,500.00	Foreclosed Property	78,856.18
MUNICIPAL FUNCTIONS TOTAL	551,600.00	3 Farm 432 25.43	13,985,200.00	Emergencies & Other Deferred Charges	
CAPITAL IMPROVEMENTS *MEMO*	5,000.00	4a Commercial 65 11.24	6,182,560.00	State and Federal Aid Receivable	
DEBT SERVICE		4b Industrial		Other Receivables	11,270.69
Principal Payments	49,000.00	4c Apartments		Total	728,238.88
Interest Payments	5,545.22	Total 1284	54,995,510.00	LIABILITIES, RESERVES, AND SURPLUS	
DEFERRED CHARGES		Land Area 29.34 Sq. Miles		Cash Liabilities	111,416.36
SCHOOL, COUNTY, SPECIAL DISTRICT TAXES	1,411,511.51	Net Valuation Taxable-Municipal	56,594,062	Reserves for Receivables	205,731.92
RESERVE FOR UNCOLLECTED TAXES	180,225.78	Net Valuation Taxable-County	70,908,494	Surplus Dec. 31, 1984	411,090.60
EXPENDITURES TOTAL	2,197,882.51	State Equalized Valuation	70,000,928	Total	728,238.88
		State Equalization Ratio	80.40		

2017
Population 1980 13,955
Population 1984 13,943
S & P Rating
Moody Rating A1

General Tax Rate Per \$100. 3.88
State Equalized Tax Rate 2.26

SPRINGFIELD TWP. — UNION CO.
Form of Government:
Township Council
Number of Members on Governing Body — 5

PER CAPITA:
Gross Debt 354.27
Net Debt 279.20
Debt Service 29.51
Total Tax Levy 1,001.36
Municipal Expenditures 483.44

PER CENT:
Gross Debt .88
Net Debt .69
Tax Levy Collected 98.17
Tax Levy Cancelled, Abated or Adjusted .19

EXPENDITURES		REVENUES-REALIZED		1984 PROPERTY TAX	
GENERAL GOVERNMENT				STATE EQUALIZED TAX RATE	
Governing Body & Public Boards		1984 Property Taxes Collected	13,705,430.54	Local District School Taxes .63	3,861,870.00
Municipal Clerk		1984 Payments in Lieu of Taxes	55,255.46	Regional & Consolidated School Tax .61	3,749,840.20
Financial Administration	50,808.00	Delinquent Tax & Lien Collections	276,113.99	School Taxes in Municipal Budget	
Assessment of Taxes	260,750.00	Business Personalty Replacement Taxes	450,545.88	County Taxes .50	3,045,710.10
Collection of Taxes	40,873.00	Taxes from Public Utilities	1,211,856.00	County Library Taxes	
Planning, Housing & Development	21,623.00	Other Miscellaneous Tax Revenues		Local Municipal Purpose Taxes .52	3,154,245.89
Human Resources	2,000.00	State Aid Revenues	160,919.28	Veteran & Senior Citizen Taxes	149,750.00
Elections		Federal Aid Revenues		Total Taxes for Rate Computation 2.26	13,961,416.19
General Administration (other)	439,189.00	State and Local Fiscal Assistance Act Utilized	88,812.17	Special District Taxes	
JUDICIARY		Sale of Acquired Property		Bank Corp. Taxes	50,819.83
Municipal Courts	47,338.00	Other Miscellaneous Revenues	722,201.86	Added and Omitted Taxes	99,440.60
PUBLIC SAFETY		Total	16,671,135.18	Total Taxes Levied - ABSTRACT	13,961,926.62
Fire Protection	685,490.00	Prior Years Surplus Appropriated	800,000.00	Total Taxes Billed	13,960,587.50
Police Protection	1,488,712.00	REVENUES TOTAL	17,471,135.18	1984 TAXES COLLECTED	13,705,430.54
Civil Defense & Disaster Control	18,820.00	Reserve For Uncollected Taxes	676,212.20	1984 Taxes Cancelled, Abated or Adjusted	27,019.98
Environmental Inspection & Control	55,023.00			Transfer to Tax Title Liens or Foreclosed	6,130.40
Other Public Safety		CAPITAL OUTLAY TOTAL	602,581.40	Balance Outstanding Dec. 31, 1984	222,006.58
PUBLIC WORKS		Public Enterprises	10,494.00	PRIOR YEARS TAXES OUTSTANDING	
Streets and Drainage	293,535.00	Recreation—Culture	27,243.84	Balance January 1, 1984	621,301.27
Sewers and Sewage Processing	318,432.00	Public Works	119,629.61	Collected in 1984	275,839.84
Garbage and Trash Disposal	327,152.42	Buildings and Grounds	445,213.95	Cancelled, Abated or Adjusted 1984	209,421.79
Public Buildings and Grounds	196,324.00	Library and Education		Transfers to Tax Title Liens or Foreclosed	2,954.74
Other Public Works	156,362.00	Conservation		Balance December 31, 1984	133,084.90
HEALTH and WELFARE		All Other		TAX TITLE LIENS OUTSTANDING	
Health Services Except Environmental	58,141.00	CAPITAL DEBT AUTHORIZED, DECEMBER 31, 1984		Balance January 1, 1984	10,543.71
Welfare-Public Assistance	10,683.00	ISSUED AND UNISSUED		Transfer From Taxes	9,365.90
Hospitals, Clinics, First Aid	2,500.00	School	1,029,769	Redeemed in 1984	274.15
Animal, Insect, & Rodent Control	9,975.00	Self-liquidating	160,000	Cancelled, Abated or Adjusted (1984)	
Other Welfare Services		Other	3,749,858	Transfers to Foreclosed Property	2,556.02
RECREATION and CONSERVATION		Total	4,939,627	Balance December 31, 1984	17,079.44
Beaches and Boardwalks		ISSUED AND OUTSTANDING		PROPERTY ACQUIRED BY DEED OR FORECLOSURE	
Parks, Playgrounds, Shade Trees	99,855.00	School	1,029,769.56	Balance January 1, 1984	30,558.50
Land Reclamation & Conservation	1,500.00	Self-Liquidating		Transfers From Taxes or Liens	2,831.50
Other Recreational Services	12,400.00	Other		Sale for Cash (1984)	
EDUCATION (excluding schools)		Total	2,701,000.00	Cancelled, Abated or Adjusted (1984)	
Libraries	314,198.00	EQUALIZED VALUATION BASIS FOR NET DEBT COMPUTATION	3,730,769.56	Balance December 31, 1984	33,390.00
Other Educational Services		REAL PROPERTY VALUATIONS		CURRENT FINANCES DECEMBER 31, 1984	
STATUTORY EXPENDITURES		Code Class # of Parcels % VAL'N	ASSESSED VALUATION	ASSETS	
Pensions & F. I. C. A.	454,191.00	1 Vacant Land 156 1.01	3,585,800.00	Cash Dec. 31, 1984	5,117,845.29
Employee Fringe Benefits	274,000.00	2 Residential 4328 62.75	222,337,100.00	Taxes Receivable	355,091.48
Other Statutory Expenditures	13,000.00	3 Farm 13 .09	301,700.00	Tax Title Liens	17,079.44
CETA And Other Public Employment Programs		4a Commercial 225 22.23	78,769,700.00	Foreclosed Property	33,390.00
MUNICIPAL FUNCTIONS TOTAL	5,652,874.42	4b Industrial 63 9.30	32,950,900.00	Emergencies & Other Deferred Charges	244,073.13
CAPITAL IMPROVEMENTS *MEMO*	50,000.00	4c Apartments 14 4.63	16,397,500.00	State and Federal Aid Receivable	
DEBT SERVICE		Total 4804	354,342,700.00	Other Receivables	51,994.87
Principal Payments	270,000.00	Land Area 5.20 Sq. Miles		Total	5,819,474.21
Interest Payments	141,516.85	Net Valuation Taxable-Municipal	356,828,050	LIABILITIES, RESERVES, AND SURPLUS	
DEFERRED CHARGES		Net Valuation Taxable-County	580,782,300	Cash Liabilities	4,374,318.83
SCHOOL, COUNTY, SPECIAL DISTRICT TAXES	10,657,420.30	State Equalized Valuation	609,653,173	Reserves for Receivables	457,555.79
RESERVE FOR UNCOLLECTED TAXES	676,212.20	State Equalization Ratio	58.36	Surplus Dec. 31, 1984	987,599.59
EXPENDITURES TOTAL	17,398,023.77			Total	5,819,474.21

1530
Population 1980 10,385
Population 1984 11,779
S & P Rating
Moody Rating

General Tax Rate Per \$100. 1.78
State Equalized Tax Rate 1.81

STAFFORD TOWNSHIP – OCEAN COUNTY
Form of Government:
Small Municipality Plan A (OMCL 50)
Number of Members on Governing Body – 3

PER CAPITA:
Gross Debt 440.24
Net Debt 147.49
Debt Service 6.88
Total Tax Levy 836.50
Municipal Expenditures 528.77

PER CENT:
Gross Debt 1.05
Net Debt .35
Tax Levy Collected 92.02
Tax Levy Cancelled, Abated or Adjusted .20

EXPENDITURES		REVENUES-REALIZED		1984 PROPERTY TAX	
GENERAL GOVERNMENT				STATE EQUALIZED TAX RATE	
Governing Body & Public Boards	80,020.00	1984 Property Taxes Collected 9,059,543.61		Local District School Taxes .64	3,443,812.00
Municipal Clerk		1984 Payments in Lieu of Taxes		Regional & Consolidated School Tax .20	1,055,860.72
Financial Administration	59,650.00	Delinquent Tax & Lien Collections 863,235.94		School Taxes in Municipal Budget	
Assessment of Taxes	93,035.00	Business Personalty Replacement Taxes 32,873.08		County Taxes .45	* 2,424,811.29
Collection of Taxes	99,425.00	Taxes from Public Utilities 2,002,710.00		County Library Taxes .03	141,386.55
Planning, Housing & Development	92,435.00	Other Miscellaneous Tax Revenues		Local Municipal Purpose Taxes .49	2,645,143.48
Human Resources		State Aid Revenues 92,421.11		Veteran & Senior Citizen Taxes	244,300.00
Elections	1,500.00	Federal Aid Revenues 79,060.00		Total Taxes for Rate Computation 1.81	9,955,314.04
General Administration (other)	651,275.00	State and Local Fiscal Assistance Act Utilized 64,995.27		Special District Taxes	
JUDICIARY		Sale of Acquired Property		Bank Corp. Taxes	13,153.06
Municipal Courts	88,040.00	Other Miscellaneous Revenues		Added and Omitted Taxes	128,997.78
PUBLIC SAFETY		Total 941,745.04		Total Taxes Levied - ABSTRACT	9,853,164.88
Fire Protection	141,873.94	Prior Years Surplus Appropriated 600,000.00		Total Taxes Billed	9,845,174.24
Police Protection	1,282,576.97	REVENUES TOTAL 13,736,584.05		1984 TAXES COLLECTED	9,059,543.61
Civil Defense & Disaster Control	3,000.00	Reserve For Uncollected Taxes 1,213,750.56		1984 Taxes Cancelled, Abated or Adjusted	19,796.98
Environmental Inspection & Control	101,500.00	CAPITAL OUTLAY TOTAL 542,628.16		Transfer to Tax Title Liens or Foreclosed	
Other Public Safety		Public Enterprises		Balance Outstanding Dec. 31, 1984	765,833.65
PUBLIC WORKS		Recreation—Culture		PRIOR YEARS TAXES OUTSTANDING	
Streets and Drainage	607,120.00	Public Works 347,505.92		Balance January 1, 1984	877,001.40
Sewers and Sewage Processing	4,495.00	Buildings and Grounds 195,122.24		Collected in 1984	798,674.99
Garbage and Trash Disposal	536,500.00	Library and Education		Cancelled, Abated or Adjusted 1984	16,210.77
Public Buildings and Grounds	81,275.00	Conservation		Transfers to Tax Title Liens or Foreclosed	82.38
Other Public Works	127,260.00	All Other		Balance December 31, 1984	62,033.26
HEALTH and WELFARE		CAPITAL DEBT AUTHORIZED, DECEMBER 31, 1984		TAX TITLE LIENS OUTSTANDING	
Health Services Except Environmental	22,735.00	ISSUED AND UNISSUED GROSS DEBT NET DEBT		Balance January 1, 1984	227,379.09
Welfare-Public Assistance	16,150.00	School 3,448,303		Transfer From Taxes	82.38
Hospitals, Clinics, First Aid	29,500.00	Self-liquidating		Redeemed in 1984	64,560.95
Animal, Insect, & Rodent Control	33,900.00	Other 1,737,342		Cancelled, Abated or Adjusted (1984)	
Other Welfare Services		Total 5,185,645		Transfers to Foreclosed Property	
RECREATION and CONSERVATION		ISSUED AND OUTSTANDING		Balance December 31, 1984	162,900.52
Beaches and Boardwalks	60,975.00	School 3,448,303.35		PROPERTY ACQUIRED BY DEED OR FORECLOSURE	
Parks, Playgrounds, Shade Trees		Self-Liquidating		Balance January 1, 1984	409,795.00
Land Reclamation & Conservation	5,000.00	Other 680,000.00		Transfers From Taxes or Liens	
Other Recreational Services		Total 4,128,303.35		Sale for Cash (1984)	
EDUCATION (excluding schools)		EQUALIZED VALUATION BASIS		Cancelled, Abated or Adjusted (1984)	
Libraries	8,000.00	FOR NET DEBT COMPUTATION 494,805,085		Balance December 31, 1984	409,795.00
Other Educational Services	500.00	REAL PROPERTY VALUATIONS		CURRENT FINANCES DECEMBER 31, 1984	
STATUTORY EXPENDITURES		Code Class # of Parcels % VAL'N ASSESSED VALUATION		ASSETS	
Pensions & F. I. C. A.	392,900.00	1 Vacant Land 6360 12.05 64,413,250.00		Cash Dec. 31, 1984	5,717,242.29
Employee Fringe Benefits	252,000.00	2 Residential 6910 73.37 424,193,800.00		Taxes Receivable	827,866.91
Other Statutory Expenditures	30,000.00	3 Farm 30 .18 947,350.00		Tax Title Liens	162,900.52
CETA And Other Public Employment Programs		4a Commercial 210 8.39 44,864,400.00		Foreclosed Property	409,795.00
MUNICIPAL FUNCTIONS TOTAL 4,903,640.91		4b Industrial		Emergencies & Other Deferred Charges	79,600.00
CAPITAL IMPROVEMENTS *MEMO*	20,000.00	4c Apartments		State and Federal Aid Receivable	15,399.28
DEBT SERVICE		Total 13510 534,418,800.00		Other Receivables	76,718.79
Principal Payments	60,000.00	Land Area 47.05 Sq. Miles		Total	7,289,522.79
Interest Payments	21,080.00	Net Valuation Taxable-Municipal 547,386,537		LIABILITIES, RESERVES, AND SURPLUS	
DEFERRED CHARGES	29,890.00	Net Valuation Taxable-County 517,966,379		Cash Liabilities	3,863,293.34
SCHOOL, COUNTY, SPECIAL DISTRICT TAXES	7,065,870.56	State Equalized Valuation 537,166,696		Reserves for Receivables	1,477,281.22
RESERVE FOR UNCOLLECTED TAXES	1,213,750.56	State Equalization Ratio 101.95		Surplus Dec. 31, 1984	1,948,948.23
EXPENDITURES TOTAL 13,294,232.03				Total	7,289,522.79

1919
 Population 1980 3,638
 Population 1984 3,749
 S & P Rating
 Moody Rating

General Tax Rate Per \$100. 2.86
 State Equalized Tax Rate 2.64

STANHOPE BOROUGH - SUSSEX COUNTY
Form of Government:
Borough Council
Number of Members on Governing Body - 6

PER CAPITA:
 Gross Debt 1,001.74
 Net Debt 133.64
 Debt Service 5.48
 Total Tax Levy 662.94
 Municipal Expenditures 287.89

PER CENT:
 Gross Debt 4.27
 Net Debt .57
 Tax Levy Collected 95.32
 Tax Levy Cancelled, Abated or Adjusted

EXPENDITURES		REVENUES-REALIZED		1984 PROPERTY TAX	
GENERAL GOVERNMENT				STATE EQUALIZED TAX RATE	
Governing Body & Public Boards		1984 Property Taxes Collected	2,370,558.17	Local District School Taxes .85	795,430.00
Municipal Clerk		1984 Payments in Lieu of Taxes		Regional & Consolidated School Tax .65	612,028.64
Financial Administration	23,633.00	Delinquent Tax & Lien Collections	91,824.74	School Taxes in Municipal Budget	
Assessment of Taxes	11,736.00	Business Personalty Replacement Taxes	40,217.28	County Taxes .55 *	511,344.83
Collection of Taxes	14,776.00	Taxes from Public Utilities	98,991.49	County Library Taxes .03	30,470.23
Planning, Housing & Development	11,289.00	Other Miscellaneous Tax Revenues		Local Municipal Purpose Taxes .55	518,900.00
Human Resources		State Aid Revenues	43,346.43	Veteran & Senior Citizen Taxes	27,450.00
Elections		Federal Aid Revenues		Total Taxes for Rate Computation 2.63	2,495,623.70
General Administration (other)	137,172.00	State and Local Fiscal Assistance Act Utilized	24,956.00	Special District Taxes	
JUDICIARY		Sale of Acquired Property	2,750.00	Bank Corp. Taxes	3,865.74
Municipal Courts	13,791.00	Other Miscellaneous Revenues	137,256.73	Added and Omitted Taxes	13,321.03
PUBLIC SAFETY		Total	2,809,900.84	Total Taxes Levied - ABSTRACT	2,485,360.47
Fire Protection	22,350.00	Prior Years Surplus Appropriated	219,727.97	Total Taxes Billed	2,486,869.60
Police Protection	222,010.00	REVENUES TOTAL	3,029,628.81	1984 TAXES COLLECTED	2,370,558.17
Civil Defense & Disaster Control	700.00	Reserve For Uncollected Taxes	190,656.00	1984 Taxes Cancelled, Abated or Adjusted	123.69
Environmental Inspection & Control	11,460.00	CAPITAL OUTLAY TOTAL	78,528.21	Transfer to Tax Title Liens or Foreclosed	16,256.94
Other Public Safety				Balance Outstanding Dec. 31, 1984	99,930.80
PUBLIC WORKS				PRIOR YEARS TAXES OUTSTANDING	
Streets and Drainage	29,300.00	Public Enterprises	20,171.30	Balance January 1, 1984	88,871.18
Sewers and Sewage Processing		Recreation—Culture		Collected in 1984	64,590.00
Garbage and Trash Disposal	96,850.00	Public Works	9,196.36	Cancelled, Abated or Adjusted 1984	27.33
Public Buildings and Grounds	23,420.00	Buildings and Grounds	49,160.55	Transfers to Tax Title Liens or Foreclosed	24,253.85
Other Public Works	116,215.00	Library and Education		Balance December 31, 1984	
HEALTH and WELFARE		Conservation		TAX TITLE LIENS OUTSTANDING	
Health Services Except Environmental	17,877.00	All Other		Balance January 1, 1984	20,218.61
Welfare-Public Assistance	5,029.46	CAPITAL DEBT AUTHORIZED, DECEMBER 31, 1984		Transfer From Taxes	42,067.82
Hospitals, Clinics, First Aid		ISSUED AND UNISSUED		Redeemed in 1984	27,234.74
Animal, Insect, & Rodent Control	2,915.00	GROSS DEBT		Cancelled, Abated or Adjusted (1984)	860.28
Other Welfare Services		School 891,516		Transfers to Foreclosed Property	1,943.07
RECREATION and CONSERVATION		Self-liquidating 2,423,514		Balance December 31, 1984	32,248.34
Beaches and Boardwalks		Other 440,500		PROPERTY ACQUIRED BY DEED OR FORECLOSURE	
Parks, Playgrounds, Shade Trees	2,520.00	Total 3,755,531		Balance January 1, 1984	404,156.93
Parks, Playgrounds, Shade Trees	2,279.00	ISSUED AND OUTSTANDING		Transfers From Taxes or Liens	1,943.07
Land Reclamation & Conservation	12,422.00	School 891,516.89		Sale for Cash (1984)	
Other Recreational Services		Self-Liquidating 2,110,421.24		Cancelled, Abated or Adjusted (1984)	
EDUCATION (excluding schools)		Other 125,000.00		Balance December 31, 1984	406,100.00
Libraries	6,977.00	Total 3,126,938.13		CURRENT FINANCES DECEMBER 31, 1984	
Other Educational Services		EQUALIZED VALUATION BASIS		ASSETS	
STATUTORY EXPENDITURES		FOR NET DEBT COMPUTATION		Cash Dec. 31, 1984	489,206.20
Pensions & F. I. C. A.	44,300.00	REAL PROPERTY VALUATIONS		Taxes Receivable	99,930.80
Employee Fringe Benefits	27,550.00	Code Class # of Parcels % VAL'N		Tax Title Liens	32,248.34
Other Statutory Expenditures	1,500.00	1 Vacant Land 330 3.34		Foreclosed Property	406,100.00
CETA And Other Public Employment Programs		2 Residential 1227 87.92		Emergencies & Other Deferred Charges	20,000.00
MUNICIPAL FUNCTIONS TOTAL	858,070.46	3 Farm		State and Federal Aid Receivable	1,126.04
CAPITAL IMPROVEMENTS *MEMO*		4a Commercial 46 5.62		Other Receivables	8,952.27
DEBT SERVICE		4b Industrial 4 2.64		Total	1,057,563.65
Principal Payments	15,000.00	4c Apartments 4 .48		LIABILITIES, RESERVES, AND SURPLUS	
Interest Payments	5,562.00	Total 1611		Cash Liabilities	102,087.31
DEFERRED CHARGES	10,000.00	Land Area 1.70 Sq. Miles		Reserves for Receivables	547,231.41
SCHOOL, COUNTY, SPECIAL DISTRICT TAXES	1,949,273.70	Net Valuation Taxable-Municipal	86,487,712	Surplus Dec. 31, 1984	408,244.93
RESERVE FOR UNCOLLECTED TAXES	190,656.00	Net Valuation Taxable-County	89,884,852	Total	1,057,563.65
EXPENDITURES TOTAL	3,028,562.16	State Equalized Valuation	93,650,322		
		State Equalization Ratio	92.29		

1920
 Population 1980 **3,887**
 Population 1984 **4,027**
 S & P Rating
 Moody Rating

General Tax Rate Per \$100. **2.83**
 State Equalized Tax Rate **2.47**

STILLWATER TOWNSHIP – SUSSEX CO.
Form of Government:
Township Committee
Number of Members on Governing Body – 5

PER CAPITA:
 Gross Debt **494.60**
 Net Debt **248.38**
 Debt Service **12.50**
 Total Tax Levy **676.98**
 Municipal Expenditures **279.16**

PER CENT:
 Gross Debt **1.95**
 Net Debt **.98**
 Tax Levy Collected **89.91**
 Tax Levy Cancelled, Abated or Adjusted **.13**

EXPENDITURES	REVENUES-REALIZED	1984 PROPERTY TAX
GENERAL GOVERNMENT		STATE EQUALIZED TAX RATE
Governing Body & Public Boards		Local District School Taxes .69 738,122.00
Municipal Clerk		Regional & Consolidated School Tax .80 861,345.99
Financial Administration 16,815.00	1984 Property Taxes Collected 2,450,436.24	School Taxes in Municipal Budget
Assessment of Taxes 14,425.00	1984 Payments in Lieu of Taxes	County Taxes .55 * 591,786.99
Collection of Taxes 21,675.00	Delinquent Tax & Lien Collections 291,697.86	County Library Taxes .03 35,253.56
Planning, Housing & Development 28,218.00	Business Personalty Replacement Taxes 21,577.96	Local Municipal Purpose Taxes .40 427,573.97
Human Resources	Taxes from Public Utilities 188,076.00	Veteran & Senior Citizen Taxes 46,050.00
Elections	Other Miscellaneous Tax Revenues	Total Taxes for Rate Computation 2.47 2,700,132.51
General Administration (other) 113,804.00	State Aid Revenues 26,184.98	Special District Taxes 49,500.00
JUDICIARY	Federal Aid Revenues	Bank Corp. Taxes 2,601.26
Municipal Courts 20,555.00	State and Local Fiscal Assistance Act Utilized 32,489.00	Added and Omitted Taxes 20,015.28
PUBLIC SAFETY	Sale of Acquired Property	Total Taxes Levied - ABSTRACT 2,726,199.05
Fire Protection 35,575.00	Other Miscellaneous Revenues 126,107.81	Total Taxes Billed 2,725,336.05
Police Protection 40,430.00	Total 3,136,569.85	1984 TAXES COLLECTED 2,450,436.24
Civil Defense & Disaster Control 425.00	Prior Years Surplus Appropriated 159,000.00	1984 Taxes Cancelled, Abated or Adjusted 3,449.77
Environmental Inspection & Control 24,345.00	REVENUES TOTAL 3,295,569.85	Transfer to Tax Title Liens or Foreclosed 9,022.31
Other Public Safety	Reserve For Uncollected Taxes 378,010.36	Balance Outstanding Dec. 31, 1984 262,427.73
PUBLIC WORKS	CAPITAL OUTLAY TOTAL 436,234.09	PRIOR YEARS TAXES OUTSTANDING
Streets and Drainage 193,189.32	Public Enterprises	Balance January 1, 1984 346,593.97
Sewers and Sewage Processing 26,925.00	Recreation—Culture	Collected in 1984 286,964.82
Garbage and Trash Disposal 22,105.62	Public Works 436,234.09	Cancelled, Abated or Adjusted 1984
Public Buildings and Grounds 9,000.00	Buildings and Grounds	Transfers to Tax Title Liens or Foreclosed
Other Public Works	Library and Education	Balance December 31, 1984 59,629.15
HEALTH and WELFARE	Conservation	TAX TITLE LIENS OUTSTANDING
Health Services Except Environmental 16,698.00	All Other	Balance January 1, 1984 30,069.96
Welfare-Public Assistance 2,125.00		Transfer From Taxes 9,022.31
Hospitals, Clinics, First Aid	CAPITAL DEBT AUTHORIZED, DECEMBER 31, 1984	Redeemed in 1984 4,733.04
Animal, Insect, & Rodent Control	ISSUED AND UNISSUED GROSS DEBT NET DEBT	Cancelled, Abated or Adjusted (1984)
Other Welfare Services	School 955,005	Transfers to Foreclosed Property
RECREATION and CONSERVATION	Self-liquidating 1,036,738 1,000,238	Balance December 31, 1984 34,359.23
Beaches and Boardwalks	Other 1,991,743 1,000,238	PROPERTY ACQUIRED BY DEED OR FORECLOSURE
Parks, Playgrounds, Shade Trees	Total 1,991,743	Balance January 1, 1984 1,001,200.00
Land Reclamation & Conservation 2,390.00	ISSUED AND OUTSTANDING	Transfers From Taxes or Liens
Other Recreational Services 6,040.00	School 955,005.28	Sale for Cash (1984)
EDUCATION (excluding schools)	Self-Liquidating 740,250.00	Cancelled, Abated or Adjusted (1984)
Libraries	Other 1,695,255.28	Balance December 31, 1984 1,001,200.00
Other Educational Services	Total 1,695,255.28	CURRENT FINANCES DECEMBER 31, 1984
STATUTORY EXPENDITURES	EQUALIZED VALUATION BASIS FOR NET DEBT COMPUTATION 102,023,087	ASSETS
Pensions & F. I. C. A. 29,744.38	REAL PROPERTY VALUATIONS	Cash Dec. 31, 1984 311,863.39
Employee Fringe Benefits	Code Class # of Parcels % VAL'N	Taxes Receivable 322,056.88
Other Statutory Expenditures 4,000.00	1 Vacant Land 973 6.71 6,261,050.00	Tax Title Liens 34,359.23
CETA And Other Public Employment Programs	2 Residential 1448 78.54 73,309,800.00	Foreclosed Property 1,001,200.00
MUNICIPAL FUNCTIONS TOTAL 628,484.32	3 Farm 366 10.40 9,709,717.00	Emergencies & Other Deferred Charges 41,290.50
CAPITAL IMPROVEMENTS *MEMO* 20,000.00	4a Commercial 33 4.27 3,987,300.00	State and Federal Aid Receivable 13,641.35
DEBT SERVICE	4b Industrial	Other Receivables 209,685.55
Principal Payments 17,000.00	4c Apartments 1 .08 71,100.00	Total 1,934,096.90
Interest Payments 33,356.00	Total 2826 93,338,967.00	LIABILITIES, RESERVES, AND SURPLUS
DEFERRED CHARGES 67,310.50	Land Area 27.35 Sq. Miles	Cash Liabilities 115,782.10
SCHOOL, COUNTY, SPECIAL DISTRICT TAXES 2,276,008.54	Net Valuation Taxable-Municipal 93,841,038	Reserves for Receivables 1,567,301.66
RESERVE FOR UNCOLLECTED TAXES 378,010.36	Net Valuation Taxable-County 104,241,759	Surplus Dec. 31, 1984 251,013.14
EXPENDITURES TOTAL 3,400,169.72	State Equalized Valuation 107,566,727	Total 1,934,096.90
	State Equalization Ratio 87.18	

1023

Population 1980 643
 Population 1984 631
 S & P Rating
 Moody Rating

General Tax Rate Per \$100. 2.30
 State Equalized Tax Rate 2.20

STOCKTON BOROUGH – HUNTERDON CO.**Form of Government:****Borough Council****Number of Members on Governing Body – 6**

PER CAPITA:

Gross Debt 909.21
 Net Debt 198.92
 Debt Service
 Total Tax Levy 631.90
 Municipal Expenditures 269.18

PER CENT:

Gross Debt 3.41
 Net Debt .75
 Tax Levy Collected 92.04
 Tax Levy Cancelled, Abated or Adjusted

EXPENDITURES		REVENUES-REALIZED		1984 PROPERTY TAX	
GENERAL GOVERNMENT				STATE EQUALIZED TAX RATE	
Governing Body & Public Boards	7,880.00			Local District School Taxes .61	109,947.00
Municipal Clerk	1,900.00			Regional & Consolidated School Tax .94	168,353.09
Financial Administration	4,500.00			School Taxes in Municipal Budget	
Assessment of Taxes	2,400.00			County Taxes .44	78,257.13
Collection of Taxes	3,450.00			County Library Taxes .03	4,956.90
Planning, Housing & Development	900.00			Local Municipal Purpose Taxes .19	34,333.06
Human Resources				Veteran & Senior Citizen Taxes	9,700.00
Elections	375.00			Total Taxes for Rate Computation 2.21	405,547.18
General Administration (other)	11,150.00			Special District Taxes	
JUDICIARY				Bank Corp. Taxes	1,592.55
Municipal Courts	4,600.00			Added and Omitted Taxes	1,286.28
PUBLIC SAFETY				Total Taxes Levied - ABSTRACT	398,726.01
Fire Protection	9,525.00			Total Taxes Billed	397,769.34
Police Protection	1,600.00			1984 TAXES COLLECTED	366,099.63
Civil Defense & Disaster Control	25.00			1984 Taxes Cancelled, Abated or Adjusted	
Environmental Inspection & Control	3,125.00			Transfer to Tax Title Liens or Foreclosed	
Other Public Safety				Balance Outstanding Dec. 31, 1984	31,669.71
PUBLIC WORKS				PRIOR YEARS TAXES OUTSTANDING	
Streets and Drainage	18,730.50			Balance January 1, 1984	50,414.46
Sewers and Sewage Processing				Collected in 1984	45,348.97
Garbage and Trash Disposal	18,800.00			Cancelled, Abated or Adjusted 1984	
Public Buildings and Grounds	6,250.00			Transfers to Tax Title Liens or Foreclosed	
Other Public Works				Balance December 31, 1984	5,065.49
HEALTH and WELFARE				TAX TITLE LIENS OUTSTANDING	
Health Services Except Environmental	300.00			Balance January 1, 1984	
Welfare-Public Assistance	175.00			Transfer From Taxes	
Hospitals, Clinics, First Aid				Redeemed in 1984	
Animal, Insect, & Rodent Control	750.00			Cancelled, Abated or Adjusted (1984)	
Other Welfare Services				Transfers to Foreclosed Property	
RECREATION and CONSERVATION				Balance December 31, 1984	
Beaches and Boardwalks				PROPERTY ACQUIRED BY DEED OR FORECLOSURE	
Parks, Playgrounds, Shade Trees	200.00			Balance January 1, 1984	
Land Reclamation & Conservation				Transfers From Taxes or Liens	
Other Recreational Services	1,500.00			Sale for Cash (1984)	
EDUCATION (excluding schools)				Cancelled, Abated or Adjusted (1984)	
Libraries				Balance December 31, 1984	
Other Educational Services				CURRENT FINANCES DECEMBER 31, 1984	
STATUTORY EXPENDITURES				ASSETS	
Pensions & F. I. C. A.	3,866.00			Cash Dec. 31, 1984	134,151.01
Employee Fringe Benefits				Taxes Receivable	36,735.20
Other Statutory Expenditures	350.00			Tax Title Liens	
CETA And Other Public Employment Programs				Foreclosed Property	
MUNICIPAL FUNCTIONS				Emergencies & Other Deferred Charges	1,246.93
CAPITAL IMPROVEMENTS				State and Federal Aid Receivable	3,352.26
DEBT SERVICE				Other Receivables	10,780.92
Principal Payments				Total	186,266.32
Interest Payments				LIABILITIES, RESERVES, AND SURPLUS	
DEFERRED CHARGES				Cash Liabilities	24,352.08
SCHOOL, COUNTY, SPECIAL DISTRICT TAXES	11,711.64			Reserves for Receivables	47,516.12
RESERVE FOR UNCOLLECTED TAXES	361,514.12			Surplus Dec. 31, 1984	114,398.12
EXPENDITURES				Total	186,266.32
TOTAL	531,363.70				

0510
Population 1980 1,187
Population 1984 1,287
S & P Rating
Moody Rating A

General Tax Rate Per \$100. .94
State Equalized Tax Rate .91

STONE HARBOR BORO. - CAPE MAY CO.
Form of Government:
Borough Council
Number of Members on Governing Body - 6

PER CAPITA:
Gross Debt 3,530.15
Net Debt 2,859.01
Debt Service 451.77
Totl Tax Levy 3,341.96
Municipal Expenditures 2,499.82

PER CENT:
Gross Debt 1.08
Net Debt .87
Tax Levy Collected 97.17
Tax Levy Cancelled, Abated or Adjusted .02

EXPENDITURES		REVENUES-REALIZED		1984 PROPERTY TAX	
GENERAL GOVERNMENT				STATE EQUALIZED TAX RATE .09	
Governing Body & Public Boards		1984 Property Taxes Collected	4,173,970.29	Local District School Taxes	411,191.00
Municipal Clerk		1984 Payments in Lieu of Taxes		Regional & Consolidated School Tax	
Financial Administration	10,500.00	Delinquent Tax & Lien Collections	120,966.25	School Taxes in Municipal Budget	
Assessment of Taxes	15,400.00	Business Personalty Replacement Taxes	20,603.92	County Taxes	1,770,099.39
Collection of Taxes	17,965.00	Taxes from Public Utilities	220,647.00	County Library Taxes	108,761.51
Planning, Housing & Development	15,910.00	Other Miscellaneous Tax Revenues		Local Municipal Purpose Taxes	1,950,000.00
Human Resources		State Aid Revenues	8,291.94	Veteran & Senior Citizen Taxes	20,300.00
Elections	550.00	Federal Aid Revenues		Total Taxes for Rate Computation	4,260,351.90
General Administration (other)	405,825.00	State and Local Fiscal Assistance Act Utilized	32,877.00	Special District Taxes	
JUDICIARY		Sale of Acquired Property		Bank Corp. Taxes	7,454.97
Municipal Courts	29,350.00	Other Miscellaneous Revenues	927,972.03	Added and Omitted Taxes	53,599.13
PUBLIC SAFETY		Total	5,505,328.43	Total Taxes Levied - ABSTRACT	4,301,106.00
Fire Protection	31,400.00	Prior Years Surplus Appropriated	475,000.00	Total Taxes Billed	4,295,329.82
Police Protection	630,200.00	REVENUES TOTAL	5,980,328.43	1984 TAXES COLLECTED	4,173,970.29
Civil Defense & Disaster Control	3,500.00	Reserve For Uncollected Taxes	126,356.00	1984 Taxes Cancelled, Abated or Adjusted	934.24
Environmental Inspection & Control	27,150.00	CAPITAL OUTLAY TOTAL	542,111.09	Transfer to Tax Title Liens or Foreclosed	1,855.76
Other Public Safety				Balance Outstanding Dec. 31, 1984	118,569.53
PUBLIC WORKS		Public Enterprises	12,735.70	PRIOR YEARS TAXES OUTSTANDING	
Streets and Drainage	120,100.00	Recreation—Culture	32,063.31	Balance January 1, 1984	124,796.32
Sewers and Sewage Processing	189,670.00	Public Works	484,862.89	Collected in 1984	120,966.23
Garbage and Trash Disposal	260,957.00	Buildings and Grounds	12,449.19	Cancelled, Abated or Adjusted 1984	260.89
Public Buildings and Grounds	118,533.00	Library and Education		Transfers to Tax Title Liens or Foreclosed	1,768.70
Other Public Works	16,000.00	Conservation		Balance December 31, 1984	1,800.50
HEALTH and WELFARE		All Other		TAX TITLE LIENS OUTSTANDING	
Health Services Except Environmental	1,350.00			Balance January 1, 1984	
Welfare-Public Assistance	925.00			Transfer From Taxes	3,841.51
Hospitals, Clinics, First Aid				Redeemed in 1984	
Animal, Insect, & Rodent Control	1,500.00			Cancelled, Abated or Adjusted (1984)	
Other Welfare Services				Transfers to Foreclosed Property	
RECREATION and CONSERVATION				Balance December 31, 1984	3,841.51
Beaches and Boardwalks	237,297.00			PROPERTY ACQUIRED BY DEED OR	
Parks, Playgrounds, Shade Trees	53,600.00			FORECLOSURE	
Land Reclamation & Conservation				Balance January 1, 1984	121,521.00
Other Recreational Services	20,200.00			Transfers From Taxes or Liens	
EDUCATION (excluding schools)				Sale for Cash (1984)	
Libraries				Cancelled, Abated or Adjusted (1984)	
Other Educational Services				Balance December 31, 1984	121,521.00
STATUTORY EXPENDITURES				CURRENT FINANCES DECEMBER 31, 1984	
Pensions & F. I. C. A.	165,100.00			ASSETS	
Employee Fringe Benefits	103,500.00			Cash Dec. 31, 1984	5,288,564.91
Other Statutory Expenditures	18,000.00			Taxes Receivable	120,370.03
CETA And Other Public Employment Programs				Tax Title Liens	3,841.51
MUNICIPAL FUNCTIONS TOTAL	2,494,482.00			Foreclosed Property	121,521.00
CAPITAL IMPROVEMENTS *MEMO*	35,000.00			Emergencies & Other Deferred Charges	65,000.00
DEBT SERVICE				State and Federal Aid Receivable	
Principal Payments	355,941.72			Other Receivables	1,088.90
Interest Payments	225,484.20			Total	5,600,386.35
DEFERRED CHARGES	15,000.00			LIABILITIES, RESERVES, AND SURPLUS	
SCHOOL, COUNTY, SPECIAL DISTRICT TAXES	2,290,051.90			Cash Liabilities	361,112.37
RESERVE FOR UNCOLLECTED TAXES	126,356.00			Reserves for Receivables	246,821.44
EXPENDITURES TOTAL	5,507,315.82			Surplus Dec. 31, 1984	4,992,452.54
				Total	5,600,386.35

0612
Population 1980 1,365
Population 1984 1,425
S & P Rating
Moody Rating

General Tax Rate Per \$100.
State Equalized Tax Rate
3.08
2.53

STOW CREEK TWP. - CUMBERLAND CO.
Form of Government:
Township Committee
Number of Members on Governing Body - 3

PER CAPITA:
Gross Debt 309.74
Net Debt
Debt Service
Total Tax Levy 424.59
Municipal Expenditures 217.70
PER CENT:
Gross Debt 1.98
Net Debt
Tax Levy Collected 89.55
Tax Levy Cancelled, Abated or Adjusted

EXPENDITURES		REVENUES-REALIZED		1984 PROPERTY TAX	
GENERAL GOVERNMENT				STATE EQUALIZED TAX RATE →	
Governing Body & Public Boards		1984 Property Taxes Collected	543,168.99	Local District School Taxes .87	206,724.00
Municipal Clerk		1984 Payments in Lieu of Taxes		Regional & Consolidated School Tax .53	126,166.57
Financial Administration	8,700.00	Delinquent Tax & Lien Collections	76,943.12	School Taxes in Municipal Budget	
Assessment of Taxes	6,200.00	Business Personalty Replacement Taxes	20,759.60	County Taxes 1.13 *	269,062.35
Collection of Taxes	5,700.00	Taxes from Public Utilities	77,093.00	County Library Taxes	
Planning, Housing & Development	5,700.00	Other Miscellaneous Tax Revenues		Local Municipal Purpose Taxes	
Human Resources		State Aid Revenues	7,685.21	Veteran & Senior Citizen Taxes	18,300.00
Elections		Federal Aid Revenues	17,693.00	Total Taxes for Rate Computation 2.53	620,252.92
General Administration (other)	31,700.00	State and Local Fiscal Assistance Act Utilized		Special District Taxes	
JUDICIARY		Sale of Acquired Property		Bank Corp. Taxes	
Municipal Courts	6,300.00	Other Miscellaneous Revenues	134,382.30	Added and Omitted Taxes	3,087.73
PUBLIC SAFETY		Total	877,725.22	Total Taxes Levied - ABSTRACT	605,040.65
Fire Protection	28,093.00	Prior Years Surplus Appropriated	125,083.45	Total Taxes Billed	606,531.89
Police Protection	3,000.00	REVENUES TOTAL	1,002,808.67	1984 TAXES COLLECTED	543,168.99
Civil Defense & Disaster Control	2,700.00	Reserve For Uncollected Taxes	109,543.75	1984 Taxes Cancelled, Abated or Adjusted	
Environmental Inspection & Control	5,000.00	CAPITAL OUTLAY TOTAL		Transfer to Tax Title Liens or Foreclosed	1,456.84
Other Public Safety				Balance Outstanding Dec. 31, 1984	61,906.06
PUBLIC WORKS				PRIOR YEARS TAXES OUTSTANDING	
Streets and Drainage	15,200.00	Public Enterprises		Balance January 1, 1984	73,103.32
Sewers and Sewage Processing		Recreation—Culture		Collected in 1984	70,627.72
Garbage and Trash Disposal	26,000.00	Public Works		Cancelled, Abated or Adjusted 1984	
Public Buildings and Grounds	20,000.00	Buildings and Grounds		Transfers to Tax Title Liens or Foreclosed	1,244.35
Other Public Works	22,984.53	Library and Education		Balance December 31, 1984	1,231.25
HEALTH and WELFARE		Conservation		TAX TITLE LIENS OUTSTANDING	
Health Services Except Environmental	100.00	All Other		Balance January 1, 1984	6,724.25
Welfare-Public Assistance	4,400.00	CAPITAL DEBT AUTHORIZED, DECEMBER 31, 1984		Transfer From Taxes	2,803.68
Hospitals, Clinics, First Aid	200.00	ISSUED AND UNISSUED GROSS DEBT		Redeemed in 1984	6,315.40
Animal, Insect, & Rodent Control	2,200.00	School	441,384	Cancelled, Abated or Adjusted (1984)	
Other Welfare Services		Self-liquidating		Transfers to Foreclosed Property	
RECREATION and CONSERVATION		Other		Balance December 31, 1984	3,212.53
Beaches and Boardwalks		Total	441,384	PROPERTY ACQUIRED BY DEED OR FORECLOSURE	
Parks, Playgrounds, Shade Trees		ISSUED AND OUTSTANDING		Balance January 1, 1984	
Land Reclamation & Conservation		School	441,384.40	Transfers From Taxes or Liens	
Other Recreational Services		Self-Liquidating		Sale for Cash (1984)	
EDUCATION (excluding schools)		Other		Cancelled, Abated or Adjusted (1984)	
Libraries		Total	441,384.40	Balance December 31, 1984	
Other Educational Services		EQUALIZED VALUATION BASIS FOR NET DEBT COMPUTATION	22,287,136	CURRENT FINANCES DECEMBER 31, 1984	
STATUTORY EXPENDITURES		REAL PROPERTY VALUATIONS		ASSETS	
Pensions & F. I. C. A.	4,500.00	Code Class # of Parcels % VAL'N		Cash Dec. 31, 1984	969,800.06
Employee Fringe Benefits		1 Vacant Land 62 1.48	280,800.00	Taxes Receivable	63,137.31
Other Statutory Expenditures	1,000.00	2 Residential 305 54.06	10,263,900.00	Tax Title Liens	3,212.53
CETA And Other Public Employment Programs		3 Farm 469 39.52	7,503,400.00	Foreclosed Property	
MUNICIPAL FUNCTIONS TOTAL	200,677.53	4a Commercial 14 4.94	938,900.00	Emergencies & Other Deferred Charges	
CAPITAL IMPROVEMENTS *MEMO*	3,000.00	4b Industrial		State and Federal Aid Receivable	10,254.61
DEBT SERVICE		4c Apartments		Other Receivables	5,943.64
Principal Payments		Total 850	18,987,000.00	Total	1,052,348.15
Interest Payments		Land Area 18.90 Sq. Miles		LIABILITIES, RESERVES, AND SURPLUS	
DEFERRED CHARGES		Net Valuation Taxable-Municipal	19,592,343	Cash Liabilities	442,110.65
SCHOOL, COUNTY, SPECIAL DISTRICT TAXES	601,952.92	Net Valuation Taxable-County	23,551,292	Reserves for Receivables	72,293.48
RESERVE FOR UNCOLLECTED TAXES	109,543.75	State Equalized Valuation	23,723,570	Surplus Dec. 31, 1984	537,944.02
EXPENDITURES TOTAL	912,174.20	State Equalization Ratio	82.13	Total	1,052,348.15

0432
Population 1980 8,005
Population 1984 7,797
S & P Rating
Moody Rating BAA1

General Tax Rate Per \$100. 4.07
State Equalized Tax Rate 2.79

STRATFORD BOROUGH – CAMDEN COUNTY
Form of Government:
Borough Council
Number of Members on Governing Body – 6

PER CAPITA:
Gross Debt 162.39
Net Debt 51.47
Debt Service 5.03
Total Tax Levy 529.20
Municipal Expenditures 156.08

PER CENT:
Gross Debt .90
Net Debt .29
Tax Levy Collected 97.73
Tax Levy Cancelled, Abated or Adjusted .02

EXPENDITURES		REVENUES-REALIZED		1984 PROPERTY TAX	
GENERAL GOVERNMENT				STATE EQUALIZED TAX RATE	
Governing Body & Public Boards		1984 Property Taxes Collected	4,031,690.83	Local District School Taxes .88	1,293,003.16
Municipal Clerk		1984 Payments in Lieu of Taxes		Regional & Consolidated School Tax .55	812,912.35
Financial Administration	12,385.34	Delinquent Tax & Lien Collections	166,054.94	School Taxes in Municipal Budget	
Assessment of Taxes	11,071.00	Business Personalty Replacement Taxes	59,597.72	County Taxes 1.16	1,703,804.00
Collection of Taxes	9,550.00	Taxes from Public Utilities	454,457.27	County Library Taxes	
Planning, Housing & Development	3,603.20	Other Miscellaneous Tax Revenues		Local Municipal Purpose Taxes .20	301,383.17
Human Resources		State Aid Revenues	74,414.21	Veteran & Senior Citizen Taxes	78,750.00
Elections	5,228.22	Federal Aid Revenues	2,548.30	Total Taxes for Rate Computation 2.79	4,189,852.68
General Administration (other)	143,221.30	State and Local Fiscal Assistance Act Utilized	31,754.97	Special District Taxes	
JUDICIARY		Sale of Acquired Property		Bank Corp. Taxes	1,796.48
Municipal Courts	24,145.00	Other Miscellaneous Revenues		Added and Omitted Taxes	13,264.37
PUBLIC SAFETY		Total	4,957,420.54	Total Taxes Levied - ABSTRACT	4,126,163.53
Fire Protection	46,400.00	Prior Years Surplus Appropriated	200,000.00	Total Taxes Billed	4,125,425.46
Police Protection	288,828.71	REVENUES TOTAL	5,157,420.54	1984 TAXES COLLECTED	4,031,690.83
Civil Defense & Disaster Control	25.00	Reserve For Uncollected Taxes	190,354.32	1984 Taxes Cancelled, Abated or Adjusted	646.49
Environmental Inspection & Control	5,606.00	CAPITAL OUTLAY TOTAL	78,599.83	Transfer to Tax Title Liens or Foreclosed	9,954.11
Other Public Safety				Balance Outstanding Dec. 31, 1984	83,134.03
PUBLIC WORKS				PRIOR YEARS TAXES OUTSTANDING	
Streets and Drainage	111,700.47	Public Enterprises		Balance January 1, 1984	91,853.32
Sewers and Sewage Processing		Recreation—Culture	405.55	Collected in 1984	91,511.44
Garbage and Trash Disposal	134,666.67	Public Works	60,977.10	Cancelled, Abated or Adjusted 1984	
Public Buildings and Grounds	20,400.00	Buildings and Grounds	155.99	Transfers to Tax Title Liens or Foreclosed	341.88
Other Public Works		Library and Education	17,061.19	Balance December 31, 1984	
HEALTH and WELFARE		Conservation		TAX TITLE LIENS OUTSTANDING	
Health Services Except Environmental	1,991.97	All Other		Balance January 1, 1984	102,491.85
Welfare-Public Assistance	8,110.00	CAPITAL DEBT AUTHORIZED, DECEMBER 31, 1984		Transfer From Taxes	10,343.15
Hospitals, Clinics, First Aid		ISSUED AND UNISSUED		Redeemed in 1984	74,543.50
Animal, Insect, & Rodent Control		School	864,875	Cancelled, Abated or Adjusted (1984)	
Other Welfare Services		Self-liquidating		Transfers to Foreclosed Property	
RECREATION and CONSERVATION		Other	401,300	Balance December 31, 1984	38,291.50
Beaches and Boardwalks		Total	1,266,175	PROPERTY ACQUIRED BY DEED OR FORECLOSURE	
Parks, Playgrounds, Shade Trees	24,063.14	ISSUED AND OUTSTANDING		Balance January 1, 1984	14,013.00
Land Reclamation & Conservation		School	709,339.02	Transfers From Taxes or Liens	
Other Recreational Services	3,149.16	Self-Liquidating		Sale for Cash (1984)	
EDUCATION (excluding schools)		Other	401,300.00	Cancelled, Abated or Adjusted (1984)	
Libraries	33,725.00	Total	1,110,639.02	Balance December 31, 1984	14,013.00
Other Educational Services		EQUALIZED VALUATION BASIS		CURRENT FINANCES DECEMBER 31, 1984	
STATUTORY EXPENDITURES		FOR NET DEBT COMPUTATION	140,051,678	ASSETS	
Pensions & F. I. C. A.	57,453.75	REAL PROPERTY VALUATIONS		Cash Dec. 31, 1984	519,430.29
Employee Fringe Benefits	38,903.49	Code Class # of Parcels % VAL'N		Taxes Receivable	83,134.03
Other Statutory Expenditures	3,132.30	1 Vacant Land 54 1.85	1,846,400.00	Tax Title Liens	38,291.50
CETA And Other Public Employment Programs		2 Residential 2089 73.37	73,227,100.00	Foreclosed Property	14,013.00
MUNICIPAL FUNCTIONS		3 Farm		Emergencies & Other Deferred Charges	
CAPITAL IMPROVEMENTS *MEMO*	6,000.00	4a Commercial 104 20.62	20,580,400.00	State and Federal Aid Receivable	
DEBT SERVICE		4b Industrial		Other Receivables	9,515.82
Principal Payments	108.01	4c Apartments 11 4.16	4,156,300.00	Total	664,384.64
Interest Payments	39,144.62	Total 2258	99,810,200.00	LIABILITIES, RESERVES, AND SURPLUS	
DEFERRED CHARGES		Land Area 1.59 Sq. Miles		Cash Liabilities	90,625.27
SCHOOL, COUNTY, SPECIAL DISTRICT TAXES	3,809,719.51	Net Valuation Taxable-Municipal	101,135,292	Reserves for Receivables	144,954.35
RESERVE FOR UNCOLLECTED TAXES	190,354.32	Net Valuation Taxable-County	143,997,048	Surplus Dec. 31, 1984	428,805.02
EXPENDITURES TOTAL	5,026,686.18	State Equalized Valuation	146,736,223	Total	664,384.64
		State Equalization Ratio	68.64		

2018
 Population 1980 **21,071**
 Population 1984 **20,987**
 S & P Rating **AA**
 Moody Rating **AAL**

General Tax Rate Per \$100. **2.05**
 State Equalized Tax Rate **1.90**

SUMMIT CITY – UNION COUNTY
Form of Government:
City Charter Act (P.L. 1899 c. 52)
Number of Members on Governing Body – 7

PER CAPITA:
 Gross Debt **660.65**
 Net Debt **365.70**
 Debt Service **77.03**
 Total Tax Levy **1,071.41**
 Municipal Expenditures **611.34**

PER CENT:
 Gross Debt **1.26**
 Net Debt **.70**
 Tax Levy Collected **97.83**
 Tax Levy Cancelled, Abated or Adjusted **.49**

EXPENDITURES		REVENUES-REALIZED		1984 PROPERTY TAX	
GENERAL GOVERNMENT				STATE EQUALIZED TAX RATE 1.90	
Governing Body & Public Boards	3,000.00	1984 Property Taxes Collected	21,982,011.75	Local District School Taxes	11,056,474.00
Municipal Clerk	181,248.50	1984 Payments in Lieu of Taxes		Regional & Consolidated School Tax	
Financial Administration	108,750.00	Delinquent Tax & Lien Collections	359,713.38	School Taxes in Municipal Budget	.06 699,140.25
Assessment of Taxes	56,068.00	Business Personality Replacement Taxes	429,229.96	County Taxes	.52 6,088,077.23
Collection of Taxes	58,335.00	Taxes from Public Utilities	2,441,034.00	County Library Taxes	
Planning, Housing & Development	45,270.00	Other Miscellaneous Tax Revenues		Local Municipal Purpose Taxes	.38 4,436,585.12
Human Resources	47,168.00	State Aid Revenues	251,406.67	Veteran & Senior Citizen Taxes	135,950.00
Elections		Federal Aid Revenues		Total Taxes for Rate Computation	1.90 22,416,226.60
General Administration (other)	1,373,806.15	State and Local Fiscal Assistance Act Utilized	84,991.01	Special District Taxes	
JUDICIARY		Sale of Acquired Property		Bank Corp. Taxes	104,734.48
Municipal Courts	153,800.00	Other Miscellaneous Revenues	2,406,452.35	Added and Omitted Taxes	100,731.35
PUBLIC SAFETY		Total	27,954,839.12	Total Taxes Levied - ABSTRACT	22,485,742.43
Fire Protection	1,239,079.00	Prior Years Surplus Appropriated	3,114,429.00	Total Taxes Billed	22,469,505.66
Police Protection	1,745,563.01	REVENUES TOTAL	31,069,268.12	1984 TAXES COLLECTED	21,982,011.75
Civil Defense & Disaster Control	9,810.00	Reserve For Uncollected Taxes	1,853,896.71	1984 Taxes Cancelled, Abated or Adjusted	109,970.58
Environmental Inspection & Control	102,804.00	CAPITAL OUTLAY TOTAL	4,289,663.65	Transfer to Tax Title Liens or Foreclosed	4,989.57
Other Public Safety				Balance Outstanding Dec. 31, 1984	372,533.76
PUBLIC WORKS				PRIOR YEARS TAXES OUTSTANDING	
Streets and Drainage	630,538.00	Public Enterprises		Balance January 1, 1984	654,742.19
Sewers and Sewage Processing	459,358.00	Recreation—Culture	16,656.40	Collected in 1984	359,713.38
Garbage and Trash Disposal	479,427.00	Public Works	298,516.47	Cancelled, Abated or Adjusted 1984	292,251.51
Public Buildings and Grounds	302,809.00	Buildings and Grounds	173,747.34	Transfers to Tax Title Liens or Foreclosed	1,849.30
Other Public Works		Library and Education	3,800,743.44	Balance December 31, 1984	928.00
HEALTH and WELFARE		Conservation		TAX TITLE LIENS OUTSTANDING	
Health Services Except Environmental	194,338.00	All Other		Balance January 1, 1984	14,843.31
Welfare-Public Assistance	25,275.00	CAPITAL DEBT AUTHORIZED, DECEMBER 31, 1984		Transfer From Taxes	7,128.46
Hospitals, Clinics, First Aid		ISSUED AND UNISSUED		Redeemed in 1984	
Animal, Insect, & Rodent Control	15,000.00	School	6,126,600	Cancelled, Abated or Adjusted (1984)	
Other Welfare Services		Self-liquidating		Transfers to Foreclosed Property	
RECREATION and CONSERVATION		Other	7,738,556	Balance December 31, 1984	21,971.77
Beaches and Boardwalks		Total	13,865,156	PROPERTY ACQUIRED BY DEED OR FORECLOSURE	
Parks, Playgrounds, Shade Trees	164,780.00	ISSUED AND OUTSTANDING		Balance January 1, 1984	4,800.00
Land Reclamation & Conservation		School	5,939,000.00	Transfers From Taxes or Liens	
Other Recreational Services	432,652.00	Self-Liquidating		Sale for Cash (1984)	
EDUCATION (excluding schools)		Other	7,386,000.00	Cancelled, Abated or Adjusted (1984)	
Libraries	402,500.00	Total	13,325,000.00	Balance December 31, 1984	4,800.00
Other Educational Services		EQUALIZED VALUATION BASIS		CURRENT FINANCES DECEMBER 31, 1984	
STATUTORY EXPENDITURES		FOR NET DEBT COMPUTATION	1,096,949,288	ASSETS	
Pensions & F. I. C. A.	979,759.77	REAL PROPERTY VALUATIONS		Cash Dec. 31, 1984	5,926,389.58
Employee Fringe Benefits		Code Class # of Parcels % VAL'N		Taxes Receivable	373,461.76
Other Statutory Expenditures		1 Vacant Land 249 1.20	12,890,500.00	Tax Title Liens	21,971.77
CETA And Other Public Employment Programs		2 Residential 5576 77.82	838,544,400.00	Foreclosed Property	4,800.00
MUNICIPAL FUNCTIONS TOTAL	9,211,138.43	3 Farm		Emergencies & Other Deferred Charges	20,000.00
CAPITAL IMPROVEMENTS *MEMO*	10,144.00	4a Commercial 310 10.26	110,515,100.00	State and Federal Aid Receivable	
DEBT SERVICE		4b Industrial 15 6.30	67,846,300.00	Other Receivables	1,066.45
Principal Payments	660,000.00	4c Apartments 82 4.43	47,736,200.00	Total	6,347,689.56
Interest Payments	956,589.25	Total 6232	1,077,532,500.00	LIABILITIES, RESERVES, AND SURPLUS	
TYPE I SCHL DEBT *MEMO	699,140.25	Land Area 6.00 Sq. Miles		Cash Liabilities	1,667,758.92
DEFERRED CHARGES	148,600.26	Net Valuation Taxable-Municipal	1,091,094,938	Reserves for Receivables	401,299.98
SCHOOL, COUNTY, SPECIAL DISTRICT TAXES	17,843,691.48	Net Valuation Taxable-County	1,152,109,178	Surplus Dec. 31, 1984	4,278,630.66
RESERVE FOR UNCOLLECTED TAXES	1,853,896.71	State Equalized Valuation	1,178,776,651	Total	6,347,689.56
EXPENDITURES TOTAL	30,673,916.13	State Equalization Ratio	92.50		

1531
Population 1980 1,571
Population 1984 1,585
S & P Rating
Moody Rating

General Tax Rate Per \$100. 1.05
State Equalized Tax Rate 1.01

SURF CITY BOROUGH - OCEAN COUNTY
Form of Government:
Borough Council
Number of Members on Governing Body - 6

PER CAPITA:
Gross Debt 609.69
Net Debt 489.16
Debt Service
Total Tax Levy 1,592.05
Municipal Expenditures 904.54
PER CENT:
Gross Debt .43
Net Debt .35
Tax Levy Collected 94.34
Tax Levy Cancelled, Abated or Adjusted

EXPENDITURES		REVENUES-REALIZED		1984 PROPERTY TAX	
GENERAL GOVERNMENT				STATE EQUALIZED TAX RATE	
Governing Body & Public Boards		1984 Property Taxes Collected	2,376,816.05	Local District School Taxes .08	209,340.05
Municipal Clerk		1984 Payments in Lieu of Taxes		Regional & Consolidated School Tax .25	617,074.84
Financial Administration	17,888.00	Delinquent Tax & Lien Collections	144,120.66	School Taxes in Municipal Budget	
Assessment of Taxes	11,000.00	Business Personalty Replacement Taxes	10,951.68	County Taxes .44 *	1,086,910.83
Collection of Taxes	32,100.00	Taxes from Public Utilities	162,246.00	County Library Taxes .03	63,415.29
Planning, Housing & Development	14,475.00	Other Miscellaneous Tax Revenues		Local Municipal Purpose Taxes .21	523,200.00
Human Resources		State Aid Revenues	8,494.18	Veteran & Senior Citizen Taxes	36,700.00
Elections		Federal Aid Revenues		Total Taxes for Rate Computation 1.01	2,536,641.01
General Administration (other)	172,685.00	State and Local Fiscal Assistance Act Utilized	40,496.00	Special District Taxes	
JUDICIARY		Sale of Acquired Property		Bank Corp. Taxes	3,970.87
Municipal Courts	17,900.00	Other Miscellaneous Revenues	369,718.06	Added and Omitted Taxes	19,490.86
PUBLIC SAFETY		Total	3,112,842.63	Total Taxes Levied - ABSTRACT	2,523,402.74
Fire Protection	19,500.00	Prior Years Surplus Appropriated	416,000.00	Total Taxes Billed	2,519,431.87
Police Protection	286,769.00	REVENUES TOTAL	3,528,842.63	1984 TAXES COLLECTED	2,376,816.05
Civil Defense & Disaster Control	1,450.00	Reserve For Uncollected Taxes	201,200.00	1984 Taxes Cancelled; Abated or Adjusted	
Environmental Inspection & Control	15,140.00	CAPITAL OUTLAY TOTAL	6,850.00	Transfer to Tax Title Liens or Foreclosed	
Other Public Safety	30,350.00			Balance Outstanding Dec. 31, 1984	142,615.82
PUBLIC WORKS		Public Enterprises		PRIOR YEARS TAXES OUTSTANDING	
Streets and Drainage	136,000.00	Recreation—Culture		Balance January 1, 1984	144,120.66
Sewers and Sewage Processing	129,600.00	Public Works		Collected in 1984	144,120.66
Garbage and Trash Disposal	36,700.00	Buildings and Grounds	6,850.00	Cancelled, Abated or Adjusted 1984	
Public Buildings and Grounds		Library and Education		Transfers to Tax Title Liens or Foreclosed	
Other Public Works		Conservation		Balance December 31, 1984	
HEALTH and WELFARE		All Other		TAX TITLE LIENS OUTSTANDING	
Health Services Except Environmental	7,750.00			Balance January 1, 1984	
Welfare-Public Assistance	7,850.00			Transfer From Taxes	
Hospitals, Clinics, First Aid				Redeemed in 1984	
Animal, Insect, & Rodent Control	3,500.00			Cancelled, Abated or Adjusted (1984)	
Other Welfare Services				Transfers to Foreclosed Property	
RECREATION and CONSERVATION				Balance December 31, 1984	
Beaches and Boardwalks	110,145.00			PROPERTY ACQUIRED BY DEED OR	
Parks, Playgrounds, Shade Trees	6,270.00			FORECLOSURE	
Land Reclamation & Conservation	12,000.00			Balance January 1, 1984	4,725.00
Other Recreational Services				Transfers From Taxes or Liens	
EDUCATION (excluding schools)				Sale for Cash (1984)	
Libraries	3,800.00			Cancelled, Abated or Adjusted (1984)	
Other Educational Services				Balance December 31, 1984	4,725.00
STATUTORY EXPENDITURES				CURRENT FINANCES DECEMBER 31, 1984	
Pensions & F. I. C. A.	79,613.00			ASSETS	
Employee Fringe Benefits	40,500.00			Cash Dec. 31, 1984	1,055,214.45
Other Statutory Expenditures	8,500.00			Taxes Receivable	142,615.82
CETA And Other Public Employment Programs				Tax Title Liens	
MUNICIPAL FUNCTIONS TOTAL	1,200,485.00			Foreclosed Property	4,725.00
CAPITAL IMPROVEMENTS *MEMO*				Emergencies & Other Deferred Charges	49,500.00
DEBT SERVICE				State and Federal Aid Receivable	
Principal Payments				Other Receivables	54,594.03
Interest Payments				Total	1,306,649.30
DEFERRED CHARGES	32,015.00			LIABILITIES, RESERVES, AND SURPLUS	
SCHOOL, COUNTY, SPECIAL DISTRICT TAXES	1,976,741.01			Cash Liabilities	605,321.65
RESERVE FOR UNCOLLECTED TAXES	201,200.00			Reserves for Receivables	201,934.85
EXPENDITURES TOTAL	3,410,441.01			Surplus Dec. 31, 1984	499,392.80
				Total	1,306,649.30

1921

Population 1980 2,418
 Population 1984 2,396
 S & P Rating
 Moody Rating

General Tax Rate Per \$100. 3.80
 State Equalized Tax Rate 2.57

SUSSEX BOROUGH – SUSSEX COUNTY

Form of Government:

Borough Council

Number of Members on Governing Body – 6

PER CAPITA:

Gross Debt 878.53
 Net Debt 40.86
 Debt Service
 Total Tax Levy 396.80
 Municipal Expenditures 348.97

PER CENT:

Gross Debt 6.53
 Net Debt .30
 Tax Levy Collected 92.05
 Tax Levy Cancelled, Abated or Adjusted

EXPENDITURES		REVENUES-REALIZED		1984 PROPERTY TAX	
GENERAL GOVERNMENT				STATE EQUALIZED TAX RATE →	
Governing Body & Public Boards		1984 Property Taxes Collected	867,821.52	Local District School Taxes	
Municipal Clerk		1984 Payments in Lieu of Taxes		Regional & Consolidated School Tax 1.60	585,329.03
Financial Administration	6,208.00	Delinquent Tax & Lien Collections	71,101.01	School Taxes in Municipal Budget	
Assessment of Taxes	5,182.00	Business Personalty Replacement Taxes	38,013.20	County Taxes .55 *	200,118.10
Collection of Taxes	4,145.00	Taxes from Public Utilities	105,366.00	County Library Taxes .03	11,897.05
Planning, Housing & Development	351,794.93	Other Miscellaneous Tax Revenues		Local Municipal Purpose Taxes .40	145,407.46
Human Resources		State Aid Revenues	60,681.51	Veteran & Senior Citizen Taxes	21,000.00
Elections		Federal Aid Revenues	341,000.00	Total Taxes for Rate Computation 2.58	963,751.64
General Administration (other)	42,765.42	State and Local Fiscal Assistance Act Utilized	9,489.00	Special District Taxes	
JUDICIARY		Sale of Acquired Property	2,030.00	Bank Corp. Taxes	7,990.17
Municipal Courts	14,340.00	Other Miscellaneous Revenues	55,381.25	Added and Omitted Taxes	
PUBLIC SAFETY		Total	1,550,883.49	Total Taxes Levied - ABSTRACT	950,741.81
Fire Protection	24,136.20	Prior Years Surplus Appropriated	90,000.00	Total Taxes Billed	942,751.64
Police Protection	97,789.00	REVENUES TOTAL	1,640,383.49	1984 TAXES COLLECTED	867,821.52
Civil Defense & Disaster Control		Reserve For Uncollected Taxes	107,020.00	1984 Taxes Cancelled, Abated or Adjusted	
Environmental Inspection & Control	5,700.00	CAPITAL OUTLAY TOTAL	643,266.02	Transfer to Tax Title Liens or Foreclosed	
Other Public Safety				Balance Outstanding Dec. 31, 1984	74,930.12
PUBLIC WORKS				PRIOR YEARS TAXES OUTSTANDING	
Streets and Drainage	90,269.93	Public Enterprises	625,455.60	Balance January 1, 1984	96,402.45
Sewers and Sewage Processing		Recreation—Culture		Collected in 1984	70,937.45
Garbage and Trash Disposal	4,155.45	Public Works	5,210.15	Cancelled, Abated or Adjusted 1984	
Public Buildings and Grounds	16,212.71	Buildings and Grounds	12,600.27	Transfers to Tax Title Liens or Foreclosed	
Other Public Works		Library and Education		Balance December 31, 1984	25,465.00
HEALTH and WELFARE		Conservation		TAX TITLE LIENS OUTSTANDING	
Health Services Except Environmental	8,000.77	All Other		Balance January 1, 1984	26,553.34
Welfare-Public Assistance	4,600.00	CAPITAL DEBT AUTHORIZED, DECEMBER 31, 1984		Transfer From Taxes	
Hospitals, Clinics, First Aid		ISSUED AND UNISSUED		Redeemed in 1984	163.56
Animal, Insect, & Rodent Control		School	548,559	Cancelled, Abated or Adjusted (1984)	
Other Welfare Services		Self-liquidating	1,458,500	Transfers to Foreclosed Property	
RECREATION and CONSERVATION		Other	97,890	Balance December 31, 1984	26,389.78
Beaches and Boardwalks		Total	2,104,949	PROPERTY ACQUIRED BY DEED OR	
Parks, Playgrounds, Shade Trees	1,600.00			FORECLOSURE	
Land Reclamation & Conservation		ISSUED AND OUTSTANDING		Balance January 1, 1984	172,600.00
Other Recreational Services	1,500.00	School	548,559.05	Transfers From Taxes or Liens	
EDUCATION (excluding schools)		Self-Liquidating	1,458,500.00	Sale for Cash (1984)	2,030.00
Libraries	1,500.00	Other		Cancelled, Abated or Adjusted (1984)	
Other Educational Services		Total	2,007,059.05	Balance December 31, 1984	170,570.00
STATUTORY EXPENDITURES		EQUALIZED VALUATION BASIS		CURRENT FINANCES DECEMBER 31, 1984	
Pensions & F. I. C. A.	22,646.15	FOR NET DEBT COMPUTATION	32,227,993	ASSETS	
Employee Fringe Benefits	11,366.53	REAL PROPERTY VALUATIONS		Cash Dec. 31, 1984	264,892.84
Other Statutory Expenditures	1,800.00	Code Class # of Parcels % VAL'N	ASSESSED VALUATION	Taxes Receivable	100,395.12
CETA And Other Public Employment Programs		1 Vacant Land 42 1.22	276,925.00	Tax Title Liens	26,389.78
MUNICIPAL FUNCTIONS TOTAL	715,712.09	2 Residential 413 60.63	13,768,600.00	Foreclosed Property	170,570.00
CAPITAL IMPROVEMENTS *MEMO*	4,500.00	3 Farm 6 .36	82,100.00	Emergencies & Other Deferred Charges	2,124.02
DEBT SERVICE		4a Commercial 88 23.68	5,377,300.00	State and Federal Aid Receivable	
Principal Payments		4b Industrial 3 .51	115,800.00	Other Receivables	50,670.10
Interest Payments		4c Apartments 5 13.60	3,087,500.00	Total	615,041.86
DEFERRED CHARGES	13,396.07	Total 557	22,708,225.00	LIABILITIES, RESERVES, AND SURPLUS	
SCHOOL, COUNTY, SPECIAL DISTRICT TAXES	797,344.18	Land Area .75 Sq. Miles		Cash Liabilities	22,140.33
RESERVE FOR UNCOLLECTED TAXES	107,020.00	Net Valuation Taxable-Municipal	24,847,958	Reserves for Receivables	348,025.00
EXPENDITURES TOTAL	1,633,472.34	Net Valuation Taxable-County	35,077,771	Surplus Dec. 31, 1984	244,876.53
		State Equalized Valuation	35,657,408	Total	615,041.86
		State Equalization Ratio	67.75		

1984/3000



*Includes County Health Service Taxes or County Vocational School Taxes. See Table 13.

General Tax Rate Per \$100.	2.96
State Equalized Tax Rate	2.51

Number of Members on Governing Body – 6

Gross Debt	.66
Net Debt	.05
Tax Levy Collected	86.45
Tax Levy Cancelled, Abated or Adjusted	

1984/3000

0335
Population 1980 6,236
Population 1984 6,794
S & P Rating
Moody Rating BAA1

General Tax Rate Per \$100. 2.21
State Equalized Tax Rate 2.09

TABERNACLE TWP. - BURLINGTON CO.
Form of Government:
Township Committee
Number of Members on Governing Body - 3

PER CAPITA:
Gross Debt 1,175.45
Net Debt 253.36
Debt Service 16.49
Total Tax Levy 465.53
Municipal Expenditures 177.45

PER CENT:
Gross Debt 5.69
Net Debt 1.23
Tax Levy Collected 92.81
Tax Levy Cancelled, Abated or Adjusted .04

EXPENDITURES		REVENUES-REALIZED		1984 PROPERTY TAX	
GENERAL GOVERNMENT				STATE EQUALIZED TAX RATE	
Governing Body & Public Boards		1984 Property Taxes Collected	2,935,533.52	Local District School Taxes .94	1,412,134.00
Municipal Clerk		1984 Payments in Lieu of Taxes		Regional & Consolidated School Tax .43	647,323.35
Financial Administration	24,000.00	Delinquent Tax & Lien Collections	166,730.57	School Taxes in Municipal Budget	
Assessment of Taxes	13,776.00	Business Personalty Replacement Taxes	14,853.28	County Taxes .57	862,884.69
Collection of Taxes	42,148.00	Taxes from Public Utilities	288,998.00	County Library Taxes .03	48,129.86
Planning, Housing & Development	32,389.00	Other Miscellaneous Tax Revenues		Local Municipal Purpose Taxes .11	161,258.75
Human Resources	1,150.00	State Aid Revenues	17,022.08	Veteran & Senior Citizen Taxes	31,963.00
Elections		Federal Aid Revenues		Total Taxes for Rate Computation 2.08	3,163,693.65
General Administration (other)	158,000.00	State and Local Fiscal Assistance Act Utilized	27,648.31	Special District Taxes	
JUDICIARY		Sale of Acquired Property	14,579.09	Bank Corp. Taxes	498.36
Municipal Courts	18,900.00	Other Miscellaneous Revenues	325,810.92	Added and Omitted Taxes	30,613.03
PUBLIC SAFETY		Total	3,791,175.77	Total Taxes Levied - ABSTRACT	3,162,842.04
Fire Protection	25,000.00	Prior Years Surplus Appropriated	479,476.99	Total Taxes Billed	3,163,077.43
Police Protection	33,500.00	REVENUES TOTAL	4,270,652.76	1984 TAXES COLLECTED	2,935,533.52
Civil Defense & Disaster Control	500.00	Reserve For Uncollected Taxes	300,369.40	1984 Taxes Cancelled, Abated or Adjusted	1,320.40
Environmental Inspection & Control	20,100.00	CAPITAL OUTLAY TOTAL	214,910.15	Transfer to Tax Title Liens or Foreclosed	18,535.78
Other Public Safety				Balance Outstanding Dec. 31, 1984	207,687.73
PUBLIC WORKS				PRIOR YEARS TAXES OUTSTANDING	
Streets and Drainage	212,451.11	Public Enterprises		Balance January 1, 1984	156,689.35
Sewers and Sewage Processing	70,000.00	Recreation—Culture		Collected in 1984	149,175.04
Garbage and Trash Disposal	9,000.00	Public Works	214,910.15	Cancelled, Abated or Adjusted 1984	1,511.32
Public Buildings and Grounds	35,000.00	Buildings and Grounds		Transfers to Tax Title Liens or Foreclosed	6,002.98
Other Public Works	30,000.00	Library and Education		Balance December 31, 1984	.01
HEALTH and WELFARE		Conservation		TAX TITLE LIENS OUTSTANDING	
Health Services Except Environmental	890.00	All Other		Balance January 1, 1984	59,654.66
Welfare-Public Assistance	2,550.00	CAPITAL DEBT AUTHORIZED, DECEMBER 31, 1984		Transfer From Taxes	24,538.76
Hospitals, Clinics, First Aid		ISSUED AND UNISSUED		Redeemed in 1984	17,555.53
Animal, Insect, & Rodent Control	2,000.00	School	5,004,027	Cancelled, Abated or Adjusted (1984)	
Other Welfare Services		Self-liquidating		Transfers to Foreclosed Property	
RECREATION and CONSERVATION		Other	2,982,000	Balance December 31, 1984	66,637.89
Beaches and Boardwalks		Total	7,986,027	PROPERTY ACQUIRED BY DEED OR	
Parks, Playgrounds, Shade Trees				FORECLOSURE	
Land Reclamation & Conservation		ISSUED AND OUTSTANDING		Balance January 1, 1984	84,178.00
Other Recreational Services	10,000.00	School	4,976,687.63	Transfers From Taxes or Liens	
EDUCATION (excluding schools)		Self-Liquidating		Sale for Cash (1984)	14,579.09
Libraries		Other	2,982,000.00	Cancelled, Abated or Adjusted (1984)	
Other Educational Services		Total	7,958,687.63	Balance December 31, 1984	69,598.91
STATUTORY EXPENDITURES		EQUALIZED VALUATION BASIS		CURRENT FINANCES DECEMBER 31, 1984	
Pensions & F. I. C. A.	31,000.00	FOR NET DEBT COMPUTATION	140,389,821	ASSETS	
Employee Fringe Benefits	18,400.00	REAL PROPERTY VALUATIONS		Cash Dec. 31, 1984	2,572,841.47
Other Statutory Expenditures	2,400.00	Code Class # of Parcels % VAL'N		Taxes Receivable	207,687.74
CETA And Other Public Employment Programs		1 Vacant Land 576 5.58	7,852,100.00	Tax Title Liens	66,637.89
MUNICIPAL FUNCTIONS TOTAL	793,153.11	2 Residential 1780 87.52	123,195,900.00	Foreclosed Property	69,598.91
CAPITAL IMPROVEMENTS *MEMO*	100,000.00	3 Farm 241 3.74	5,260,000.00	Emergencies & Other Deferred Charges	945.13
DEBT SERVICE		4a Commercial 45 3.00	4,228,500.00	State and Federal Aid Receivable	6,152.73
Principal Payments	42,255.00	4b Industrial 3 .16	219,200.00	Other Receivables	17,753.09
Interest Payments	69,800.00	4c Apartments		Total	2,941,616.96
		Total 2645	140,755,700.00	LIABILITIES, RESERVES, AND SURPLUS	
DEFERRED CHARGES		Land Area 47.64 Sq. Miles		Cash Liabilities	1,615,040.82
SCHOOL, COUNTY, SPECIAL DISTRICT TAXES	2,970,471.90	Net Valuation Taxable-Municipal	142,061,633	Reserves for Receivables	345,195.14
RESERVE FOR UNCOLLECTED TAXES	300,369.40	Net Valuation Taxable-County	144,010,696	Surplus Dec. 31, 1984	981,381.00
EXPENDITURES TOTAL	4,176,049.41	State Equalized Valuation	150,143,514	Total	2,941,616.96
		State Equalization Ratio	94.57		

0433
Population 1980 9
Population 1984 9
S & P Rating
Moody Rating

General Tax Rate Per \$100. 1.53
State Equalized Tax Rate 2.19

TAVISTOCK BOROUGH - CAMDEN COUNTY
Form of Government:
Commission (1911)
Number of Members on Governing Body - 3

PER CAPITA:
Gross Debt
Net Debt
Debt Service
Totl Tax Levy 3,766.33
Municipal Expenditures 1,286.11

PER CENT:
Gross Debt
Net Debt
Tax Levy Collected 100.00
Tax Levy Cancelled, Abated or Adjusted

EXPENDITURES		REVENUES-REALIZED		1984 PROPERTY TAX	
GENERAL GOVERNMENT				STATE EQUALIZED TAX RATE	
Governing Body & Public Boards		1984 Property Taxes Collected	33,923.33	Local District School Taxes	
Municipal Clerk		1984 Payments in Lieu of Taxes		Regional & Consolidated School Tax	
Financial Administration	400.00	Delinquent Tax & Lien Collections		School Taxes in Municipal Budget	
Assessment of Taxes	800.00	Business Personalty Replacement Taxes	2,316.40	County Taxes	1.78 27,629.00
Collection of Taxes		Taxes from Public Utilities	954.00	County Library Taxes	.04 632.00
Planning, Housing & Development		Other Miscellaneous Tax Revenues		Local Municipal Purpose Taxes	.36 5,636.00
Human Resources		State Aid Revenues	101.12	Veteran & Senior Citizen Taxes	
Elections	1,450.00	Federal Aid Revenues		Total Taxes for Rate Computation	2.18 33,897.00
General Administration (other)	2,800.00	State and Local Fiscal Assistance Act Utilized		Special District Taxes	
JUDICIARY		Sale of Acquired Property	458.01	Bank Corp. Taxes	
Municipal Courts		Other Miscellaneous Revenues		Added and Omitted Taxes	
PUBLIC SAFETY		Total	37,752.86	Total Taxes Levied - ABSTRACT	33,897.00
Fire Protection	650.00	Prior Years Surplus Appropriated	2,421.46	Total Taxes Billed	33,923.33
Police Protection	1,100.00	REVENUES TOTAL	40,174.32	1984 TAXES COLLECTED	33,923.33
Civil Defense & Disaster Control		Reserve For Uncollected Taxes		1984 Taxes Cancelled, Abated or Adjusted	
Environmental Inspection & Control				Transfer to Tax Title Liens or Foreclosed	
Other Public Safety				Balance Outstanding Dec. 31, 1984	
PUBLIC WORKS		CAPITAL OUTLAY TOTAL		PRIOR YEARS TAXES OUTSTANDING	
Streets and Drainage	3,975.00	Public Enterprises		Balance January 1, 1984	
Sewers and Sewage Processing		Recreation—Culture		Collected in 1984	
Garbage and Trash Disposal		Public Works		Cancelled, Abated or Adjusted 1984	
Public Buildings and Grounds		Buildings and Grounds		Transfers to Tax Title Liens or Foreclosed	
Other Public Works		Library and Education		Balance December 31, 1984	
HEALTH and WELFARE		Conservation		TAX TITLE LIENS OUTSTANDING	
Health Services Except Environmental		All Other		Balance January 1, 1984	
Welfare-Public Assistance				Transfer From Taxes	
Hospitals, Clinics, First Aid		CAPITAL DEBT AUTHORIZED, DECEMBER 31, 1984		Redeemed in 1984	
Animal, Insect, & Rodent Control		ISSUED AND UNISSUED GROSS DEBT NET DEBT		Cancelled, Abated or Adjusted (1984)	
Other Welfare Services		School		Transfers to Foreclosed Property	
RECREATION and CONSERVATION		Self-liquidating		Balance December 31, 1984	
Beaches and Boardwalks		Other		PROPERTY ACQUIRED BY DEED OR	
Parks, Playgrounds, Shade Trees		Total		FORECLOSURE	
Land Reclamation & Conservation				Balance January 1, 1984	
Other Recreational Services		ISSUED AND OUTSTANDING		Transfers From Taxes or Liens	
EDUCATION (excluding schools)		School		Sale for Cash (1984)	
Libraries		Self-liquidating		Cancelled, Abated or Adjusted (1984)	
Other Educational Services		Other		Balance December 31, 1984	
STATUTORY EXPENDITURES		Total		CURRENT FINANCES DECEMBER 31, 1984	
Pensions & F. I. C. A.	350.00	EQUALIZED VALUATION BASIS		ASSETS	
Employee Fringe Benefits		FOR NET DEBT COMPUTATION	1,104,790	Cash Dec. 31, 1984	3,691.42
Other Statutory Expenditures	50.00	REAL PROPERTY VALUATIONS		Taxes Receivable	
CETA And Other Public Employment Programs		Code Class # of Parcels % VAL'N ASSESSED VALUATION		Tax Title Liens	
MUNICIPAL FUNCTIONS TOTAL	11,575.00	1 Vacant Land		Foreclosed Property	
CAPITAL IMPROVEMENTS *MEMO*		2 Residential 3 29.42	650,000.00	Emergencies & Other Deferred Charges	
DEBT SERVICE		3 Farm		State and Federal Aid Receivable	
Principal Payments		4a Commercial 11 70.58	1,559,300.00	Other Receivables	
Interest Payments		4b Industrial		Total	3,691.42
DEFERRED CHARGES		4c Apartments		LIABILITIES, RESERVES, AND SURPLUS	
SCHOOL, COUNTY, SPECIAL DISTRICT TAXES	23,261.00	Total 14	2,209,300.00	Cash Liabilities	772.65
RESERVE FOR UNCOLLECTED TAXES		Land Area .27 Sq. Miles		Reserves for Receivables	
EXPENDITURES TOTAL	39,836.00	Net Valuation Taxable-Municipal	2,215,756	Surplus Dec. 31, 1984	2,918.77
		Net Valuation Taxable-County	2,332,030	Total	3,691.42
		State Equalized Valuation	1,553,043		
		State Equalization Ratio	142.85		

0260
Population 1980 39,007
Population 1984 38,981
S & P Rating
Moody Rating AA

General Tax Rate Per \$100. 3.28
State Equalized Tax Rate 2.97

TEANECK TOWNSHIP - BERGEN COUNTY
Form of Government:
Council-Manager (1923)
Number of Members on Governing Body - 5

PER CAPITA:
Gross Debt 219.02
Net Debt 125.02
Debt Service 19.95
Total Tax Levy 984.00
Municipal Expenditures 460.19

PER CENT:
Gross Debt .75
Net Debt .43
Tax Levy Collected 97.97
Tax Levy Cancelled, Abated or Adjusted .33

EXPENDITURES		REVENUES-REALIZED		1984 PROPERTY TAX	
GENERAL GOVERNMENT				STATE EQUALIZED TAX RATE 1.72	
Governing Body & Public Boards		1984 Property Taxes Collected	37,582,224.21	Local District School Taxes	21,938,942.25
Municipal Clerk		1984 Payments in Lieu of Taxes		Regional & Consolidated School Tax	
Financial Administration	188,083.00	Delinquent Tax & Lien Collections	654,957.88	School Taxes in Municipal Budget	
Assessment of Taxes	129,743.00	Business Personalty Replacement Taxes	373,333.32	County Taxes	4,433,514.93
Collection of Taxes	92,428.00	Taxes from Public Utilities	2,263,834.00	County Library Taxes	
Planning, Housing & Development	221,688.00	Other Miscellaneous Tax Revenues		Local Municipal Purpose Taxes	11,520,811.00
Human Resources	30,374.00	State Aid Revenues	390,673.80	Veteran & Senior Citizen Taxes	310,600.00
Elections	6,620.00	Federal Aid Revenues		Total Taxes for Rate Computation	38,203,868.18
General Administration (other)	1,501,277.00	State and Local Fiscal Assistance Act Utilized	434,802.00	Special District Taxes	
JUDICIARY		Sale of Acquired Property	229,100.00	Bank Corp. Taxes	66,474.47
Municipal Courts	155,458.00	Other Miscellaneous Revenues	1,705,103.48	Added and Omitted Taxes	397,598.26
PUBLIC SAFETY		Total	43,634,028.69	Total Taxes Levied - ABSTRACT	38,357,340.91
Fire Protection	2,849,996.00	Prior Years Surplus Appropriated	1,700,000.00	Total Taxes Billed	38,359,206.01
Police Protection	3,172,658.00	REVENUES TOTAL	45,334,028.69	1984 TAXES COLLECTED	37,582,224.21
Civil Defense & Disaster Control	4,890.00	Reserve For Uncollected Taxes	945,517.00	1984 Taxes Cancelled, Abated or Adjusted	128,392.92
Environmental Inspection & Control	159,438.00	CAPITAL OUTLAY TOTAL	833,266.78	Transfer to Tax Title Liens or Foreclosed	29,770.76
Other Public Safety				Balance Outstanding Dec. 31, 1984	618,818.12
PUBLIC WORKS				PRIOR YEARS TAXES OUTSTANDING	
Streets and Drainage	1,185,815.00	Public Enterprises		Balance January 1, 1984	669,907.01
Sewers and Sewage Processing	1,272,980.00	Recreation—Culture		Collected in 1984	626,605.06
Garbage and Trash Disposal	181,120.00	Public Works	735,416.18	Cancelled, Abated or Adjusted 1984	24,094.36
Public Buildings and Grounds	781,007.00	Buildings and Grounds	50,005.80	Transfers to Tax Title Liens or Foreclosed	19,207.59
Other Public Works	239,600.00	Library and Education	47,844.80	Balance December 31, 1984	
HEALTH and WELFARE		Conservation		TAX TITLE LIENS OUTSTANDING	
Health Services Except Environmental	285,623.00	All Other		Balance January 1, 1984	37,749.74
Welfare-Public Assistance	28,730.00	CAPITAL DEBT AUTHORIZED, DECEMBER 31, 1984		Transfer From Taxes	48,935.32
Hospitals, Clinics, First Aid	25,000.00	ISSUED AND UNISSUED		Redeemed in 1984	28,352.82
Animal, Insect, & Rodent Control		School	3,607,000	Cancelled, Abated or Adjusted (1984)	
Other Welfare Services		Self-liquidating		Transfers to Foreclosed Property	9,444.46
RECREATION and CONSERVATION		Other	4,930,490	Balance December 31, 1984	48,887.78
Beaches and Boardwalks		Total	8,537,490	PROPERTY ACQUIRED BY DEED OR FORECLOSURE	
Parks, Playgrounds, Shade Trees	353,556.00	ISSUED AND OUTSTANDING		Balance January 1, 1984	601,274.50
Land Reclamation & Conservation	320.00	School	3,607,000.00	Transfers From Taxes or Liens	13,881.50
Other Recreational Services	437,003.00	Self-Liquidating		Sale for Cash (1984)	
EDUCATION (excluding schools)		Other	2,093,000.00	Cancelled, Abated or Adjusted (1984)	112,000.00
Libraries	634,425.00	Total	5,700,000.00	Balance December 31, 1984	503,156.00
Other Educational Services		EQUALIZED VALUATION BASIS		CURRENT FINANCES DECEMBER 31, 1984	
STATUTORY EXPENDITURES		FOR NET DEBT COMPUTATION	1,137,521,520	ASSETS	
Pensions & F. I. C. A.	1,534,892.49	REAL PROPERTY VALUATIONS		Cash Dec. 31, 1984	5,567,985.82
Employee Fringe Benefits	555,680.00	Code Class # of Parcels % VAL'N		Taxes Receivable	618,818.12
Other Statutory Expenditures		1 Vacant Land 122 .55	6,369,400.00	Tax Title Liens	48,887.78
CETA And Other Public Employment Programs		2 Residential 10857 84.26	968,301,900.00	Foreclosed Property	503,156.00
MUNICIPAL FUNCTIONS		3 Farm		Emergencies & Other Deferred Charges	
CAPITAL IMPROVEMENTS *MEMO*	185,450.00	4a Commercial 344 10.47	120,345,100.00	State and Federal Aid Receivable	51,873.00
DEBT SERVICE		4b Industrial 19 2.03	23,336,600.00	Other Receivables	297,308.70
Principal Payments	650,159.72	4c Apartments 70 2.68	30,838,500.00	Total	7,088,029.42
Interest Payments	127,690.28	Total 11412	1,149,191,500.00	LIABILITIES, RESERVES, AND SURPLUS	
DEFERRED CHARGES	186,883.51	Land Area 5.90 Sq. Miles		Cash Liabilities	2,248,767.23
SCHOOL, COUNTY, SPECIAL DISTRICT TAXES	26,372,457.18	Net Valuation Taxable-Municipal	1,157,172,890	Reserves for Receivables	1,468,170.60
RESERVE FOR UNCOLLECTED TAXES	945,517.00	Net Valuation Taxable-County	1,176,405,822	Surplus Dec. 31, 1984	3,371,091.59
EXPENDITURES TOTAL	44,311,112.18	State Equalized Valuation	1,278,097,011	Total	7,088,029.42
		State Equalization Ratio	90.48		

0261
 Population 1980 **13,552**
 Population 1984 **13,500**
 S & P Rating
 Moody Rating **A1**

General Tax Rate Per \$100. **2.34**
 State Equalized Tax Rate **2.29**

TENAFLY BOROUGH - BERGEN COUNTY
Form of Government:
Borough Council
Number of Members on Governing Body - 6

PER CAPITA:
 Gross Debt **759.74**
 Net Debt **542.78**
 Debt Service **58.79**
 Total Tax Levy **1,363.77**
 Municipal Expenditures **585.63**
 PER CENT:
 Gross Debt **1.39**
 Net Debt **.99**
 Tax Levy Collected **98.60**
 Tax Levy Cancelled, Abated or Adjusted **.17**

EXPENDITURES		REVENUES-REALIZED		1984 PROPERTY TAX	
GENERAL GOVERNMENT				STATE EQUALIZED TAX RATE 1.27	
Governing Body & Public Boards		1984 Property Taxes Collected		Local District School Taxes	10,222,674.00
Municipal Clerk	72,760.00	18,169,842.20		Regional & Consolidated School Tax	
Financial Administration	14,400.00	213,503.92		School Taxes in Municipal Budget	
Assessment of Taxes	69,925.00	146,394.24		County Taxes	2,801,049.29
Collection of Taxes	104,545.00	1,043,639.00		County Library Taxes	
Planning, Housing & Development	11,600.00	173,292.59		Local Municipal Purpose Taxes	5,319,138.64
Human Resources	250.00	91,906.99		Veteran & Senior Citizen Taxes	95,450.00
Elections	3,350.00	628,299.00		Total Taxes for Rate Computation	18,438,311.93
General Administration (other)	519,780.00	20,466,877.94		Special District Taxes	
JUDICIARY		600,000.00		Bank Corp. Taxes	51,326.32
Municipal Courts	28,470.00	21,066,877.94		Added and Omitted Taxes	16,685.72
PUBLIC SAFETY		524,902.86		Total Taxes Levied - ABSTRACT	18,410,873.97
Fire Protection	185,490.00	767,852.80		Total Taxes Billed	18,428,576.24
Police Protection	1,292,957.00			1984 TAXES COLLECTED	18,169,842.20
Civil Defense & Disaster Control	2,775.00			1984 Taxes Cancelled, Abated or Adjusted	32,100.90
Environmental Inspection & Control	88,440.00			Transfer to Tax Title Liens or Foreclosed	105.30
Other Public Safety				Balance Outstanding Dec. 31, 1984	226,527.84
PUBLIC WORKS				PRIOR YEARS TAXES OUTSTANDING	
Streets and Drainage	828,130.00			Balance January 1, 1984	242,600.55
Sewers and Sewage Processing	551,406.00			Collected in 1984	213,503.93
Garbage and Trash Disposal	1,010,271.28			Cancelled, Abated or Adjusted 1984	
Public Buildings and Grounds	69,702.25			Transfers to Tax Title Liens or Foreclosed	
Other Public Works	82,500.00			Balance December 31, 1984	29,096.62
HEALTH and WELFARE				TAX TITLE LIENS OUTSTANDING	
Health Services Except Environmental	68,076.02			Balance January 1, 1984	1,650.10
Welfare-Public Assistance	9,650.00			Transfer From Taxes	105.30
Hospitals, Clinics, First Aid				Redeemed in 1984	
Animal, Insect, & Rodent Control	925.00			Cancelled, Abated or Adjusted (1984)	
Other Welfare Services				Transfers to Foreclosed Property	
RECREATION and CONSERVATION				Balance December 31, 1984	1,755.40
Beaches and Boardwalks				PROPERTY ACQUIRED BY DEED OR FORECLOSURE	
Parks, Playgrounds, Shade Trees	291,600.00			Balance January 1, 1984	18,200.00
Land Reclamation & Conservation	2,635.00			Transfers From Taxes or Liens	
Other Recreational Services	170,730.00			Sale for Cash (1984)	
EDUCATION (excluding schools)				Cancelled, Abated or Adjusted (1984)	
Libraries	219,470.00			Balance December 31, 1984	18,200.00
Other Educational Services				CURRENT FINANCES DECEMBER 31, 1984	
STATUTORY EXPENDITURES				ASSETS	
Pensions & F. I. C. A.	555,150.00			Cash Dec. 31, 1984	2,064,913.80
Employee Fringe Benefits	246,000.00			Taxes Receivable	255,624.46
Other Statutory Expenditures	10,150.00			Tax Title Liens	1,755.40
CETA And Other Public Employment Programs				Foreclosed Property	18,200.00
MUNICIPAL FUNCTIONS TOTAL	6,511,137.55			Emergencies & Other Deferred Charges	129,758.01
CAPITAL IMPROVEMENTS *MEMO*				State and Federal Aid Receivable	
DEBT SERVICE				Other Receivables	13,164.69
Principal Payments	420,000.00			Total	2,483,416.36
Interest Payments	373,684.10			LIABILITIES, RESERVES, AND SURPLUS	
DEFERRED CHARGES	76,262.85			Cash Liabilities	1,078,148.16
SCHOOL, COUNTY, SPECIAL DISTRICT TAXES	13,023,723.29			Reserves for Receivables	288,744.55
RESERVE FOR UNCOLLECTED TAXES	524,902.86			Surplus Dec. 31, 1984	1,116,523.65
EXPENDITURES TOTAL	20,929,710.65			Total	2,483,416.36

0262
 Population 1980 19
 Population 1984 22
 S & P Rating
 Moody Rating
 General Tax Rate Per \$100. .94
 State Equalized Tax Rate 1.05

TETERBORO BOROUGH – BERGEN COUNTY
Form of Government:
Council-Manager (1923)
Number of Members on Governing Bdty – 5

PER CAPITA:
 Gross Debt 6,163.64
 Net Debt 6,163.64
 Debt Service 2,953.39
 Total Tax Levy 5,911.72
 Municipal Expenditures 993.52
 PER CENT:
 Gross Debt .12
 Net Debt .12
 Tax Levy Collected 100.00
 Tax Levy Cancelled, Abated or Adjusted

EXPENDITURES		REVENUES-REALIZED		1984 PROPERTY TAX	
GENERAL GOVERNMENT				STATE EQUALIZED TAX RATE .01	6,000.00
Governing Body & Public Boards		1984 Property Taxes Collected	1,227,155.35	Local District School Taxes	
Municipal Clerk	22,709.61	1984 Payments in Lieu of Taxes	13,471.81	Regional & Consolidated School Tax	
Financial Administration	15,749.46	Delinquent Tax & Lien Collections		School Taxes in Municipal Budget	
Assessment of Taxes	7,983.07	Business Personalty Replacement Taxes	161,253.68	County Taxes	504,141.03
Collection of Taxes	6,413.40	Taxes from Public Utilities	90,276.00	County Library Taxes	
Planning, Housing & Development		Other Miscellaneous Tax Revenues	144,570.00	Local Municipal Purpose Taxes	711,724.79
Human Resources		State Aid Revenues		Veteran & Senior Citizen Taxes	
Elections	174.41	Federal Aid Revenues		Total Taxes for Rate Computation	1,221,865.82
General Administration (other)	313,566.57	State and Local Fiscal Assistance Act Utilized		Special District Taxes	
JUDICIARY		Sale of Acquired Property		Bank Corp. Taxes	8,192.01
Municipal Courts	26,772.02	Other Miscellaneous Revenues	112,241.29	Added and Omitted Taxes	
PUBLIC SAFETY		Total	1,748,963.13	Total Taxes Levied - ABSTRACT	1,230,057.83
Fire Protection	40,620.24	Prior Years Surplus Appropriated	300,000.00	Total Taxes Billed	1,227,155.35
Police Protection	244,481.80	REVENUES TOTAL	2,048,963.13	1984 TAXES COLLECTED	1,227,155.35
Civil Defense & Disaster Control		Reserve For Uncollected Taxes	9,805.80	1984 Taxes Cancelled, Abated or Adjusted	
Environmental Inspection & Control	25,978.67	CAPITAL OUTLAY TOTAL	75,808.70	Transfer to Tax Title Liens or Foreclosed	
Other Public Safety				Balance Outstanding Dec. 31, 1984	
PUBLIC WORKS				PRIOR YEARS TAXES OUTSTANDING	
Streets and Drainage	74,446.26	Public Enterprises		Balance January 1, 1984	
Sewers and Sewage Processing	197,067.72	Recreation—Culture		Collected in 1984	
Garbage and Trash Disposal	2,400.00	Public Works	70,548.14	Cancelled, Abated or Adjusted 1984	
Public Buildings and Grounds	22,870.41	Buildings and Grounds	5,260.56	Transfers to Tax Title Liens or Foreclosed	
Other Public Works	5,090.15	Library and Education		Balance December 31, 1984	
HEALTH and WELFARE		Conservation		TAX TITLE LIENS OUTSTANDING	
Health Services Except Environmental	30,752.15	All Other		Balance January 1, 1984	
Welfare-Public Assistance		CAPITAL DEBT AUTHORIZED, DECEMBER 31, 1984		Transfer From Taxes	
Hospitals, Clinics, First Aid	45,000.00	ISSUED AND UNISSUED GROSS DEBT		Redeemed in 1984	
Animal, Insect, & Rodent Control		School		Cancelled, Abated or Adjusted (1984)	
Other Welfare Services		Self-liquidating		Transfers to Foreclosed Property	
RECREATION and CONSERVATION		Other	135,600	Balance December 31, 1984	
Beaches and Boardwalks		Total	135,600	PROPERTY ACQUIRED BY DEED OR	
Parks, Playgrounds, Shade Trees				FORECLOSURE	
Land Reclamation & Conservation		ISSUED AND OUTSTANDING		Balance January 1, 1984	
Other Recreational Services		School		Transfers From Taxes or Liens	
EDUCATION (excluding schools)		Self-Liquidating		Sale for Cash (1984)	
Libraries		Other	117,500.00	Cancelled, Abated or Adjusted (1984)	
Other Educational Services		Total	117,500.00	Balance December 31, 1984	
STATUTORY EXPENDITURES		EQUALIZED VALUATION BASIS		CURRENT FINANCES DECEMBER 31, 1984	
Pensions & F. I. C. A.	83,000.00	FOR NET DEBT COMPUTATION	112,532,175	ASSETS	
Employee Fringe Benefits	102,001.06	REAL PROPERTY VALUATIONS		Cash Dec. 31, 1984	615,184.17
Other Statutory Expenditures		Code Class # of Parcels % VAL'N	ASSESSED VALUATION	Taxes Receivable	
CETA And Other Public Employment Programs		1 Vacant Land 11 1.55	1,984,750.00	Tax Title Liens	
MUNICIPAL FUNCTIONS TOTAL	1,267,077.00	2 Residential 7 .39	495,000.00	Foreclosed Property	
CAPITAL IMPROVEMENTS *MEMO*	43,000.00	3 Farm		Emergencies & Other Deferred Charges	22,389.45
DEBT SERVICE		4a Commercial 3 .54	691,320.00	State and Federal Aid Receivable	
Principal Payments	57,500.00	4b Industrial 63 97.52	124,874,120.00	Other Receivables	43,064.19
Interest Payments	7,474.68	4c Apartments		Total	680,637.81
DEFERRED CHARGES		Total 84	128,045,190.00	LIABILITIES, RESERVES, AND SURPLUS	
SCHOOL, COUNTY, SPECIAL DISTRICT TAXES	510,141.03	Land Area 1.20 Sq. Miles		Cash Liabilities	100,484.55
RESERVE FOR UNCOLLECTED TAXES	9,805.80	Net Valuation Taxable-Municipal	130,548,440	Reserves for Receivables	43,064.19
EXPENDITURES TOTAL	1,851,998.51	Net Valuation Taxable-County	134,204,718	Surplus Dec. 31, 1984	537,089.07
		State Equalized Valuation	117,672,936	Total	680,637.81
		State Equalization Ratio	111.23		

1024
Population 1980 4,094
Population 1984 4,192
S & P Rating
Moody Rating

General Tax Rate Per \$100. 2.79
State Equalized Tax Rate 2.17

TEWKSBURY TWP. - HUNTERDON COUNTY
Form of Government:
Township Committee
Number of Members on Governing Body - 3

PER CAPITA:
Gross Debt 509.76
Net Debt
Debt Service
Total Tax Levy 1,312.28
Municipal Expenditures 381.75
PER CENT:
Gross Debt .93
Net Debt
Tax Levy Collected 93.98
Tax Levy Cancelled, Abated or Adjusted .17

EXPENDITURES		REVENUES-REALIZED		1984 PROPERTY TAX	
GENERAL GOVERNMENT				STATE EQUALIZED TAX RATE	
Governing Body & Public Boards		1984 Property Taxes Collected	5,182,676.37	Local District School Taxes	.81 2,044,064.50
Municipal Clerk		1984 Payments in Lieu of Taxes		Regional & Consolidated School Tax	.81 2,032,436.99
Financial Administration	23,500.00	Delinquent Tax & Lien Collections	330,607.24	School Taxes in Municipal Budget	
Assessment of Taxes	79,250.00	Business Personalty Replacement Taxes	84,970.24	County Taxes	.44 1,094,634.52
Collection of Taxes	24,200.00	Taxes from Public Utilities	270,771.00	County Library Taxes	.03 69,338.49
Planning, Housing & Development	30,000.00	Other Miscellaneous Tax Revenues		Local Municipal Purpose Taxes	.07 185,404.60
Human Resources		State Aid Revenues	24,393.60	Veteran & Senior Citizen Taxes	
Elections		Federal Aid Revenues		Total Taxes for Rate Computation	2.16 5,449,679.10
General Administration (other)	182,241.27	State and Local Fiscal Assistance Act Utilized	16,066.00	Special District Taxes	
JUDICIARY		Sale of Acquired Property		Bank Corp. Taxes	4,441.23
Municipal Courts	9,538.67	Other Miscellaneous Revenues	454,760.91	Added and Omitted Taxes	70,767.16
PUBLIC SAFETY		Total	6,364,245.36	Total Taxes Levied - ABSTRACT	5,501,087.49
Fire Protection	70,792.93	Prior Years Surplus Appropriated	451,500.00	Total Taxes Billed	5,514,639.00
Police Protection	220,959.00	REVENUES TOTAL	6,815,745.36	1984 TAXES COLLECTED	5,182,676.37
Civil Defense & Disaster Control		Reserve For Uncollected Taxes	404,272.26	1984 Taxes Cancelled, Abated or Adjusted	9,323.27
Environmental Inspection & Control	28,773.32			Transfer to Tax Title Liens or Foreclosed	3,223.11
Other Public Safety		CAPITAL OUTLAY TOTAL		Balance Outstanding Dec. 31, 1984	319,416.25
PUBLIC WORKS				PRIOR YEARS TAXES OUTSTANDING	
Streets and Drainage	348,386.00	Public Enterprises		Balance January 1, 1984	316,674.24
Sewers and Sewage Processing		Recreation—Culture		Collected in 1984	294,833.41
Garbage and Trash Disposal	10,284.86	Public Works		Cancelled, Abated or Adjusted 1984	2,543.12
Public Buildings and Grounds	51,421.43	Buildings and Grounds		Transfers to Tax Title Liens or Foreclosed	5,355.01
Other Public Works		Library and Education		Balance December 31, 1984	13,942.70
HEALTH and WELFARE		Conservation		TAX TITLE LIENS OUTSTANDING	
Health Services Except Environmental	10,200.00	All Other		Balance January 1, 1984	53,919.49
Welfare-Public Assistance	2,415.00	CAPITAL DEBT AUTHORIZED, DECEMBER 31, 1984		Transfer From Taxes	9,158.85
Hospitals, Clinics, First Aid		ISSUED AND UNISSUED		Redeemed in 1984	35,773.83
Animal, Insect, & Rodent Control		School	1,734,017	Cancelled, Abated or Adjusted (1984)	19.43
Other Welfare Services		Self-liquidating	402,889	Transfers to Foreclosed Property	
RECREATION and CONSERVATION		Other		Balance December 31, 1984	27,285.08
Beaches and Boardwalks		Total	2,136,907	PROPERTY ACQUIRED BY DEED OR	
Parks, Playgrounds, Shade Trees		ISSUED AND OUTSTANDING		FORECLOSURE	
Land Reclamation & Conservation	780.77	School	1,734,017.70	Balance January 1, 1984	
Other Recreational Services	797.30	Self-Liquidating	339,439.85	Transfers From Taxes or Liens	
EDUCATION (excluding schools)		Other		Sale for Cash (1984)	
Libraries	1,500.00	Total	2,073,457.55	Cancelled, Abated or Adjusted (1984)	
Other Educational Services		EQUALIZED VALUATION BASIS		Balance December 31, 1984	
STATUTORY EXPENDITURES		FOR NET DEBT COMPUTATION	228,895,432	CURRENT FINANCES DECEMBER 31, 1984	
Pensions & F. I. C. A.	63,000.00	REAL PROPERTY VALUATIONS		ASSETS	
Employee Fringe Benefits	24,500.00	Code Class # of Parcels % VAL'N		Cash Dec. 31, 1984	2,743,321.91
Other Statutory Expenditures	3,500.00	1 Vacant Land 290 4.77	9,252,500.00	Taxes Receivable	333,358.95
CETA And Other Public Employment Programs		2 Residential 1110 69.42	134,652,000.00	Tax Title Liens	27,285.08
MUNICIPAL FUNCTIONS TOTAL	1,186,040.55	3 Farm 750 20.28	39,334,900.00	Foreclosed Property	
CAPITAL IMPROVEMENTS *MEMO*		4a Commercial 99 5.04	9,780,700.00	Emergencies & Other Deferred Charges	83,000.00
DEBT SERVICE		4b Industrial 1 .48	934,900.00	State and Federal Aid Receivable	8,687.70
Principal Payments		4c Apartments		Other Receivables	56,447.23
Interest Payments		Total 2250	193,955,000.00	Total	3,252,100.87
DEFERRED CHARGES	10,000.00	Land Area 31.80 Sq. Miles		LIABILITIES, RESERVES, AND SURPLUS	
SCHOOL, COUNTY, SPECIAL DISTRICT TAXES	5,240,474.50	Net Valuation Taxable-Municipal	195,120,872	Cash Liabilities	225,483.18
RESERVE FOR UNCOLLECTED TAXES	404,272.26	Net Valuation Taxable-County	240,001,258	Reserves for Receivables	415,500.66
EXPENDITURES TOTAL	6,840,787.31	State Equalized Valuation	250,593,598	Surplus Dec. 31, 1984	2,611,117.03
		State Equalization Ratio	77.76	Total	3,252,100.87

1336

Population 1980 7,740
 Population 1984 8,343
 S & P Rating
 Moody Rating AAA

General Tax Rate Per \$100.

3.03

State Equalized Tax Rate

3.10

TINTON FALLS BORO. - MONMOUTH CO.**Form of Government:****Mayor-Council Plan B (OMCL 50)****Number of Members on Governing Body - 5****PER CAPITA:**

Gross Debt 686.49
 Net Debt 290.18
 Debt Service 59.07
 Total Tax Levy 1,009.52
 Municipal Expenditures 478.34

PER CENT:

Gross Debt 2.46
 Net Debt 1.04
 Tax Levy Collected 94.93
 Tax Levy Cancelled, Abated or Adjusted

EXPENDITURES		REVENUES-REALIZED		1984 PROPERTY TAX	
GENERAL GOVERNMENT				STATE EQUALIZED TAX RATE \rightarrow	
Governing Body & Public Boards		1984 Property Taxes Collected	7,992,783.43	Local District School Taxes	
Municipal Clerk		1984 Payments in Lieu of Taxes		Regional & Consolidated School Tax 1.83	4,860,813.95
Financial Administration	80,000.00	Delinquent Tax & Lien Collections	485,266.12	School Taxes in Municipal Budget	
Assessment of Taxes	74,175.00	Business Personalty Replacement Taxes	178,046.40	County Taxes .50	1,335,745.69
Collection of Taxes	67,200.00	Taxes from Public Utilities	706,869.00	County Library Taxes .02	50,913.90
Planning, Housing & Development	89,500.00	Other Miscellaneous Tax Revenues		Local Municipal Purpose Taxes .74	1,962,042.85
Human Resources	1,000.00	State Aid Revenues	85,915.43	Veteran & Senior Citizen Taxes	50,900.00
Elections		Federal Aid Revenues		Total Taxes for Rate Computation 3.09	8,260,416.39
General Administration (other)	277,600.00	State and Local Fiscal Assistance Act Utilized	60,641.71	Special District Taxes	
JUDICIARY		Sale of Acquired Property		Bank Corp. Taxes	3,012.47
Municipal Courts	81,100.00	Other Miscellaneous Revenues	866,110.49	Added and Omitted Taxes	209,858.71
PUBLIC SAFETY		Total	10,375,632.58	Total Taxes Levied - ABSTRACT	8,422,387.57
Fire Protection	122,100.00	Prior Years Surplus Appropriated	400,000.00	Total Taxes Billed	8,419,375.10
Police Protection	807,213.79	REVENUES TOTAL	10,775,632.58	1984 TAXES COLLECTED	7,992,783.43
Civil Defense & Disaster Control	500.00	Reserve For Uncollected Taxes	581,210.12	1984 Taxes Cancelled, Abated or Adjusted	
Environmental Inspection & Control	144,075.08	CAPITAL OUTLAY TOTAL	465,897.89	Transfer to Tax Title Liens or Foreclosed	
Other Public Safety		Public Enterprises	497.90	Balance Outstanding Dec. 31, 1984	426,591.67
PUBLIC WORKS		Recreation—Culture		PRIOR YEARS TAXES OUTSTANDING	
Streets and Drainage	346,622.11	Public Works	22,818.40	Balance January 1, 1984	428,967.95
Sewers and Sewage Processing	44,224.92	Buildings and Grounds	442,571.59	Collected in 1984	421,717.74
Garbage and Trash Disposal	218,706.54	Library and Education		Cancelled, Abated or Adjusted 1984	
Public Buildings and Grounds	70,350.00	Conservation		Transfers to Tax Title Liens or Foreclosed	
Other Public Works	9,000.00	All Other		Balance December 31, 1984	7,250.21
HEALTH and WELFARE		CAPITAL DEBT AUTHORIZED, DECEMBER 31, 1984		TAX TITLE LIENS OUTSTANDING	
Health Services Except Environmental	20,131.00	ISSUED AND UNISSUED		Balance January 1, 1984	72,443.68
Welfare-Public Assistance	13,500.00	School	47,426	Transfer From Taxes	
Hospitals, Clinics, First Aid		Self-liquidating	3,259,000	Redeemed in 1984	63,548.38
Animal, Insect, & Rodent Control		Other	2,420,941	Cancelled, Abated or Adjusted (1984)	
Other Welfare Services		Total	5,727,368	Transfers to Foreclosed Property	
RECREATION and CONSERVATION		ISSUED AND OUTSTANDING		Balance December 31, 1984	8,895.30
Beaches and Boardwalks		School	47,426.70	PROPERTY ACQUIRED BY DEED OR FORECLOSURE	
Parks, Playgrounds, Shade Trees	30,250.50	Self-Liquidating	2,134,000.00	Balance January 1, 1984	211,411.95
Land Reclamation & Conservation	250.00	Other	1,840,950.00	Transfers From Taxes or Liens	
Other Recreational Services	2,770.00	Total	4,022,376.70	Sale for Cash (1984)	
EDUCATION (excluding schools)		EQUALIZED VALUATION BASIS		Cancelled, Abated or Adjusted (1984)	
Libraries	6,000.00	FOR NET DEBT COMPUTATION	233,023,337	Balance December 31, 1984	211,411.95
Other Educational Services		REAL PROPERTY VALUATIONS		CURRENT FINANCES DECEMBER 31, 1984	
STATUTORY EXPENDITURES		Code Class # of Parcels % VAL'N		ASSETS	
Pensions & F. I. C. A.	259,107.86	1 Vacant Land 1023 7.95	21,407,650.00	Cash Dec. 31, 1984	3,694,865.25
Employee Fringe Benefits	127,000.00	2 Residential 1969 57.14	153,912,300.00	Taxes Receivable	433,841.88
Other Statutory Expenditures	7,050.00	3 Farm 67 1.30	3,507,200.00	Tax Title Liens	8,895.30
CETA And Other Public Employment Programs		4a Commercial 111 28.78	77,515,000.00	Foreclosed Property	211,411.95
MUNICIPAL FUNCTIONS		4b Industrial 20 4.83	12,996,500.00	Emergencies & Other Deferred Charges	30,000.00
CAPITAL IMPROVEMENTS		4c Apartments		State and Federal Aid Receivable	
DEBT SERVICE		Total 3190	269,338,650.00	Other Receivables	3,630.65
Principal Payments	347,700.00	Land Area 15.15 Sq. Miles		Total	4,382,645.03
Interest Payments	145,116.55	Net Valuation Taxable-Municipal	271,350,004	LIABILITIES, RESERVES, AND SURPLUS	
DEFERRED CHARGES		Net Valuation Taxable-County	248,539,631	Cash Liabilities	2,619,035.97
SCHOOL, COUNTY, SPECIAL DISTRICT TAXES	6,247,473.54	State Equalized Valuation	265,191,587	Reserves for Receivables	657,779.78
RESERVE FOR UNCOLLECTED TAXES	581,210.12	State Equalization Ratio	102.34	Surplus Dec. 31, 1984	1,105,829.28
EXPENDITURES				Total	4,382,645.03
TOTAL	10,238,227.01				

1612
Population 1980 11,448
Population 1984 11,404
S & P Rating
Moody Rating AAA

General Tax Rate Per \$100. 1.71
State Equalized Tax Rate 1.51

TOTOWA BOROUGH - PASSAIC COUNTY
Form of Government:
Borough Council
Number of Members on Governing Body - 6

PER CAPITA:
Gross Debt 531.30
Net Debt 374.42
Debt Service 42.27
Total Tax Levy 826.30
Municipal Expenditures 325.10
PER CENT:
Gross Debt 1.17
Net Debt .83
Tax Levy Collected 97.57
Tax Levy Cancelled, Abated or Adjusted 1.48

EXPENDITURES		REVENUES-REALIZED		1984 PROPERTY TAX	
GENERAL GOVERNMENT				STATE EQUALIZED TAX RATE	
Governing Body & Public Boards	9,555.00	1984 Property Taxes Collected	9,079,703.83	Local District School Taxes .45	2,760,036.25
Municipal Clerk		1984 Payments in Lieu of Taxes		Regional & Consolidated School Tax .33	2,022,346.43
Financial Administration	38,313.00	Delinquent Tax & Lien Collections	78,648.98	School Taxes in Municipal Budget	
Assessment of Taxes	32,891.00	Business Personalty Replacement Taxes	275,536.52	County Taxes .52	3,203,135.55
Collection of Taxes	19,998.00	Taxes from Public Utilities	1,088,193.00	County Library Taxes	
Planning, Housing & Development	18,260.00	Other Miscellaneous Tax Revenues		Local Municipal Purpose Taxes .21	1,317,490.73
Human Resources		State Aid Revenues	92,481.09	Veteran & Senior Citizen Taxes	181,600.00
Elections	3,648.35	Federal Aid Revenues		Total Taxes for Rate Computation 1.51	9,484,608.96
General Administration (other)	322,211.07	State and Local Fiscal Assistance Act Utilized	46,247.44	Special District Taxes	
JUDICIARY		Sale of Acquired Property		Bank Corp. Taxes	117,521.90
Municipal Courts	36,452.00	Other Miscellaneous Revenues	516,190.05	Added and Omitted Taxes	2,563.00
PUBLIC SAFETY		Total	11,177,000.91	Total Taxes Levied - ABSTRACT	9,423,093.86
Fire Protection	57,693.77	Prior Years Surplus Appropriated	328,825.00	Total Taxes Billed	9,305,571.96
Police Protection	700,840.09	REVENUES TOTAL	11,505,825.91	1984 TAXES COLLECTED	9,079,703.83
Civil Defense & Disaster Control	1,050.00	Reserve For Uncollected Taxes	159,898.54	1984 Taxes Cancelled, Abated or Adjusted	137,732.24
Environmental Inspection & Control	35,140.00	CAPITAL OUTLAY TOTAL	422,377.89	Transfer to Tax Title Liens or Foreclosed	487.35
Other Public Safety				Balance Outstanding Dec. 31, 1984	87,648.54
PUBLIC WORKS				PRIOR YEARS TAXES OUTSTANDING	
Streets and Drainage	281,618.46	Public Enterprises	9,816.39	Balance January 1, 1984	79,566.80
Sewers and Sewage Processing	317,000.00	Recreation—Culture		Collected in 1984	78,648.98
Garbage and Trash Disposal	276,840.00	Public Works	410,069.50	Cancelled, Abated or Adjusted 1984	
Public Buildings and Grounds	84,668.00	Buildings and Grounds	2,492.00	Transfers to Tax Title Liens or Foreclosed	
Other Public Works	50,148.01	Library and Education		Balance December 31, 1984	917.82
HEALTH and WELFARE		Conservation		TAX TITLE LIENS OUTSTANDING	
Health Services Except Environmental	34,542.05	All Other		Balance January 1, 1984	7,202.78
Welfare-Public Assistance	6,874.00	CAPITAL DEBT AUTHORIZED, DECEMBER 31, 1984		Transfer From Taxes	487.35
Hospitals, Clinics, First Aid		ISSUED AND UNISSUED		Redeemed in 1984	
Animal, Insect, & Rodent Control		School	1,170,680	Cancelled, Abated or Adjusted (1984)	
Other Welfare Services		Self-liquidating	485,584	Transfers to Foreclosed Property	
RECREATION and CONSERVATION		Other	4,402,674	Balance December 31, 1984	7,690.13
Beaches and Boardwalks		Total	6,058,939	PROPERTY ACQUIRED BY DEED OR	
Parks, Playgrounds, Shade Trees	31,500.00			FORECLOSURE	
Land Reclamation & Conservation	100,000.00	ISSUED AND OUTSTANDING		Balance January 1, 1984	168,700.00
Other Recreational Services	12,742.20	School	429,759.69	Transfers From Taxes or Liens	
EDUCATION (excluding schools)		Self-Liquidating	332,000.00	Sale for Cash (1984)	
Libraries	115,000.00	Other	3,097,000.00	Cancelled, Abated or Adjusted (1984)	
Other Educational Services		Total	3,858,759.69	Balance December 31, 1984	168,700.00
STATUTORY EXPENDITURES		EQUALIZED VALUATION BASIS		CURRENT FINANCES DECEMBER 31, 1984	
Pensions & F. I. C. A.	206,788.35	FOR NET DEBT COMPUTATION	517,414,280	ASSETS	
Employee Fringe Benefits	113,295.40	REAL PROPERTY VALUATIONS		Cash Dec. 31, 1984	3,646,443.78
Other Statutory Expenditures	2,578.96	Code Class # of Parcels % VAL'N	ASSESSED VALUATION	Taxes Receivable	88,566.36
CETA And Other Public Employment Programs		1 Vacant Land 103 1.86	10,061,800.00	Tax Title Liens	7,690.13
MUNICIPAL FUNCTIONS TOTAL	2,909,647.71	2 Residential 2954 44.93	242,638,500.00	Foreclosed Property	168,700.00
CAPITAL IMPROVEMENTS *MEMO*	20,000.00	3 Farm 2 .05	257,500.00	Emergencies & Other Deferred Charges	142,859.25
DEBT SERVICE		4a Commercial 162 26.82	144,828,200.00	State and Federal Aid Receivable	
Principal Payments	255,000.00	4b Industrial 64 26.34	142,232,200.00	Other Receivables	155,224.59
Interest Payments	227,007.75	4c Apartments		Total	4,209,484.11
DEFERRED CHARGES		Total 3235	540,018,300.00	LIABILITIES, RESERVES, AND SURPLUS	
SCHOOL, COUNTY, SPECIAL DISTRICT TAXES	155,902.83	Land Area 4.00 Sq. Miles		Cash Liabilities	3,468,172.27
RESERVE FOR UNCOLLECTED TAXES	7,985,518.23	Net Valuation Taxable-Municipal	544,311,734	Reserves for Receivables	420,181.08
EXPENDITURES TOTAL	11,692,975.06	Net Valuation Taxable-County	506,820,907	Surplus Dec. 31, 1984	321,130.76
		State Equalized Valuation	614,829,712	Total	4,209,484.11
		State Equalization Ratio	89.45		

1111

Population 1980 92,124
 Population 1984 92,204
 S & P Rating A-
 Moody Rating AAA

General Tax Rate Per \$100. 13.33
 State Equalized Tax Rate 5.14

TRENTON CITY – MERCER COUNTY

Form of Government:

Mayor-Council Plan C (OMCL 50)

Number of Members on Governing Body – 7

PER CAPITA:

Gross Debt 1,043.25
 Net Debt 186.78
 Debt Service 39.40
 Total Tax Levy 469.46
 Municipal Expenditures 646.71

PER CENT:

Gross Debt 13.22
 Net Debt 2.37
 Tax Levy Collected 86.36
 Tax Levy Cancelled, Abated or Adjusted 2.23

EXPENDITURES		REVENUES-REALIZED		1984 PROPERTY TAX	
GENERAL GOVERNMENT				STATE EQUALIZED TAX RATE → 1.62	
Governing Body & Public Boards	285,713.00	1984 Property Taxes Collected	37,216,121.25	Local District School Taxes	13,551,698.50
Municipal Clerk	203,753.00	1984 Payments in Lieu of Taxes	919,600.08	Regional & Consolidated School Tax	
Financial Administration	499,435.00	Delinquent Tax & Lien Collections	3,962,988.21	School Taxes in Municipal Budget	.01 56,628.00
Assessment of Taxes	181,363.00	Business Personalty Replacement Taxes	3,282,238.08	County Taxes	.75 6,266,853.39
Collection of Taxes		Taxes from Public Utilities	4,371,669.00	County Library Taxes	
Planning, Housing & Development	610,622.00	Other Miscellaneous Tax Revenues		Local Municipal Purpose Taxes	2.76 23,013,582.21
Human Resources	4,690,377.00	State Aid Revenues	12,862,248.26	Veteran & Senior Citizen Taxes	1,025,750.00
Elections	38,320.00	Federal Aid Revenues	2,005,980.00	Total Taxes for Rate Computation	5.14 43,914,512.10
General Administration (other)	4,536,472.00	State and Local Fiscal Assistance Act Utilized	1,551,061.22	Special District Taxes	85,000.00
JUDICIARY		Sale of Acquired Property	112,854.00	Bank Corp. Taxes	192,885.55
Municipal Courts	676,844.00	Other Miscellaneous Revenues	9,062,463.71	Added and Omitted Taxes	119,053.02
PUBLIC SAFETY		Total	75,347,223.81	Total Taxes Levied - ABSTRACT	43,285,700.67
Fire Protection	8,502,234.00	Prior Years Surplus Appropriated	1,600,000.00	Total Taxes Billed	43,092,433.15
Police Protection	10,522,242.00	REVENUES TOTAL	76,947,223.81	1984 TAXES COLLECTED	37,216,121.25
Civil Defense & Disaster Control	18,526.00	Reserve For Uncollected Taxes	5,586,600.97	1984 Taxes Cancelled, Abated or Adjusted	960,876.55
Environmental Inspection & Control	93,984.00	CAPITAL OUTLAY TOTAL	5,697,023.41	Transfer to Tax Title Liens or Foreclosed	1,543,498.25
Other Public Safety	24,286.00			Balance Outstanding Dec. 31, 1984	3,371,937.10
PUBLIC WORKS				PRIOR YEARS TAXES OUTSTANDING	
Streets and Drainage	1,700,099.00	Public Enterprises	3,103,322.52	Balance January 1, 1984	3,070,693.89
Sewers and Sewage Processing		Recreation—Culture	906,272.09	Collected in 1984	2,574,252.16
Garbage and Trash Disposal	2,059,059.00	Public Works	640,858.31	Cancelled, Abated or Adjusted 1984	47,854.74
Public Buildings and Grounds	1,083,428.00	Buildings and Grounds	1,046,570.49	Transfers to Tax Title Liens or Foreclosed	380,757.90
Other Public Works	388,725.00	Library and Education		Balance December 31, 1984	67,829.09
HEALTH and WELFARE		Conservation		TAX TITLE LIENS OUTSTANDING	
Health Services Except Environmental	1,245,936.00	All Other		Balance January 1, 1984	4,861,540.49
Welfare-Public Assistance	1,019,000.00	CAPITAL DEBT AUTHORIZED, DECEMBER 31, 1984		Transfer From Taxes	1,785,496.14
Hospitals, Clinics, First Aid	2,379,442.00	ISSUED AND UNISSUED GROSS DEBT NET DEBT		Redeemed in 1984	1,388,736.05
Animal, Insect, & Rodent Control	67,383.00	School 26,496,000		Cancelled, Abated or Adjusted (1984)	7,758.34
Other Welfare Services	708,306.86	Self-liquidating 47,031,794		Transfers to Foreclosed Property	584,691.97
RECREATION and CONSERVATION		Other 22,664,365	17,221,918	Balance December 31, 1984	4,665,850.27
Beaches and Boardwalks		Total 96,192,160	17,221,918	PROPERTY ACQUIRED BY DEED OR FORECLOSURE	
Parks, Playgrounds, Shade Trees	783,048.00	ISSUED AND OUTSTANDING		Balance January 1, 1984	9,400,839.25
Land Reclamation & Conservation	40,600.00	School 26,496,000.00		Transfers From Taxes or Liens	805,299.14
Other Recreational Services	36,000.00	Self-Liquidating 38,527,000.00		Sale for Cash (1984)	112,854.00
EDUCATION (excluding schools)		Other 20,669,000.00		Cancelled, Abated or Adjusted (1984)	413,799.39
Libraries	1,147,048.00	Total 85,692,000.00		Balance December 31, 1984	9,679,485.00
Other Educational Services	69,819.00	EQUALIZED VALUATION BASIS		CURRENT FINANCES DECEMBER 31, 1984	
STATUTORY EXPENDITURES		FOR NET DEBT COMPUTATION	727,460,363	ASSETS	
Pensions & F. I. C. A.	4,768,967.56	REAL PROPERTY VALUATIONS		Cash Dec. 31, 1984	17,540,142.76
Employee Fringe Benefits	1,837,775.00	Code Class # of Parcels % VAL'N		Taxes Receivable	3,439,766.19
Other Statutory Expenditures	80,000.00	1 Vacant Land 1054 .94	2,841,140.00	Tax Title Liens	4,665,850.27
CETA And Other Public Employment Programs		2 Residential 21384 58.56	176,670,950.00	Foreclosed Property	9,679,485.00
MUNICIPAL FUNCTIONS TOTAL	50,298,807.42	3 Farm		Emergencies & Other Deferred Charges	45,600.00
CAPITAL IMPROVEMENTS *MEMO*	40,000.00	4a Commercial 2816 29.62	89,343,200.00	State and Federal Aid Receivable	94,177.83
DEBT SERVICE		4b Industrial 165 7.39	22,279,640.00	Other Receivables	1,664,356.62
Principal Payments	1,865,000.00	4c Apartments 143 3.49	10,541,000.00	Total	37,129,378.67
Interest Payments	1,768,296.67	Total 25562	301,675,930.00	LIABILITIES, RESERVES, AND SURPLUS	
TYPE I SCHL DEBT *MEMO	302,121.00	Land Area 7.50 Sq. Miles		Cash Liabilities	14,694,265.29
DEFERRED CHARGES	110,510.70	Net Valuation Taxable-Municipal	321,743,286	Reserves for Receivables	17,800,756.39
SCHOOL, COUNTY, SPECIAL DISTRICT TAXES	19,960,179.89	Net Valuation Taxable-County	791,515,313	Surplus Dec. 31, 1984	4,634,356.99
RESERVE FOR UNCOLLECTED TAXES	5,586,600.97	State Equalized Valuation	803,996,210	Total	37,129,378.67
EXPENDITURES TOTAL	79,589,395.65	State Equalization Ratio	38.56		

1532
Population 1980 2,472
Population 1984 2,649
S & P Rating
Moody Rating

General Tax Rate Per \$100. 3.33
State Equalized Tax Rate 2.52

TUCKERTON BOROUGH – OCEAN COUNTY
Form of Government:
Borough Council
Number of Members on Governing Body – 6

PER CAPITA:
Gross Debt 778.56
Net Debt 176.78
Debt Service 30.50
Total Tax Levy 696.68
Municipal Expenditures 352.48
PER CENT:
Gross Debt 2.98
Net Debt .68
Tax Levy Collected 92.62
Tax Levy Cancelled, Abated or Adjusted

EXPENDITURES		REVENUES-REALIZED		1984 PROPERTY TAX	
GENERAL GOVERNMENT				STATE EQUALIZED TAX RATE	
Governing Body & Public Boards				Local District School Taxes .77	557,157.00
Municipal Clerk				Regional & Consolidated School Tax 1.02	742,239.70
Financial Administration	7,900.00	1984 Property Taxes Collected	1,708,801.63	School Taxes in Municipal Budget	
Assessment of Taxes	7,550.00	1984 Payments in Lieu of Taxes		County Taxes .46	* 331,040.27
Collection of Taxes	24,960.00	Delinquent Tax & Lien Collections	186,395.90	County Library Taxes .03	19,292.71
Planning, Housing & Development	4,400.00	Business Personalty Replacement Taxes	17,107.60	Local Municipal Purpose Taxes .25	179,300.00
Human Resources		Taxes from Public Utilities	190,615.00	Veteran & Senior Citizen Taxes	53,250.00
Elections	2,500.00	Other Miscellaneous Tax Revenues		Total Taxes for Rate Computation 2.53	1,882,279.68
General Administration (other)	89,313.20	State Aid Revenues	15,168.19	Special District Taxes	
JUDICIARY		Federal Aid Revenues		Bank Corp. Taxes	469.62
Municipal Courts	20,035.00	State and Local Fiscal Assistance Act Utilized	33,262.64	Added and Omitted Taxes	16,017.11
PUBLIC SAFETY		Sale of Acquired Property		Total Taxes Levied - ABSTRACT	1,845,516.41
Fire Protection	16,800.00	Other Miscellaneous Revenues	158,028.78	Total Taxes Billed	1,845,046.79
Police Protection	176,751.00	Total	2,309,379.74	1984 TAXES COLLECTED	1,708,801.63
Civil Defense & Disaster Control	250.00	Prior Years Surplus Appropriated	308,555.00	1984 Taxes Cancelled, Abated or Adjusted	
Environmental Inspection & Control	11,460.00	REVENUES TOTAL	2,617,934.74	Transfer to Tax Title Liens or Foreclosed	
Other Public Safety		Reserve For Uncollected Taxes	210,700.00	Balance Outstanding Dec. 31, 1984	136,245.16
PUBLIC WORKS		CAPITAL OUTLAY TOTAL	14,598.05	PRIOR YEARS TAXES OUTSTANDING	
Streets and Drainage	79,105.64	Public Enterprises		Balance January 1, 1984	187,087.37
Sewers and Sewage Processing		Recreation—Culture	11,925.00	Collected in 1984	170,976.57
Garbage and Trash Disposal	82,260.00	Public Works		Cancelled, Abated or Adjusted 1984	
Public Buildings and Grounds	15,600.00	Buildings and Grounds	2,673.05	Transfers to Tax Title Liens or Foreclosed	
Other Public Works		Library and Education		Balance December 31, 1984	16,110.80
HEALTH and WELFARE		Conservation		TAX TITLE LIENS OUTSTANDING	
Health Services Except Environmental	3,450.00	All Other		Balance January 1, 1984	27,023.07
Welfare-Public Assistance	2,550.00	CAPITAL DEBT AUTHORIZED, DECEMBER 31, 1984		Transfer From Taxes	
Hospitals, Clinics, First Aid		ISSUED AND UNISSUED GROSS DEBT NET DEBT		Redeemed in 1984	15,419.33
Animal, Insect, & Rodent Control	3,600.00	School 1,594,117		Cancelled, Abated or Adjusted (1984)	
Other Welfare Services		Self-liquidating 468,281	468,281	Transfers to Foreclosed Property	
RECREATION and CONSERVATION		Other 2,062,398	468,281	Balance December 31, 1984	11,603.74
Beaches and Boardwalks		Total		PROPERTY ACQUIRED BY DEED OR	
Parks, Playgrounds, Shade Trees				FORECLOSURE	
Land Reclamation & Conservation				Balance January 1, 1984	277,510.00
Other Recreational Services	5,070.00	ISSUED AND OUTSTANDING		Transfers From Taxes or Liens	
EDUCATION (excluding schools)		School 1,594,117.14		Sale for Cash (1984)	7,000.00
Libraries	2,000.00	Self-Liquidating		Cancelled, Abated or Adjusted (1984)	10.00
Other Educational Services		Other 373,000.00		Balance December 31, 1984	270,500.00
STATUTORY EXPENDITURES		Total 1,967,117.14		CURRENT FINANCES DECEMBER 31, 1984	
Pensions & F. I. C. A.	41,833.86	EQUALIZED VALUATION BASIS		ASSETS	
Employee Fringe Benefits	22,849.00	FOR NET DEBT COMPUTATION	69,213,873	Cash Dec. 31, 1984	733,914.38
Other Statutory Expenditures	2,000.00	REAL PROPERTY VALUATIONS		Taxes Receivable	152,355.96
CETA And Other Public Employment Programs		Code Class # of Parcels % VAL'N		Tax Title Liens	11,603.74
MUNICIPAL FUNCTIONS TOTAL	622,237.70	1 Vacant Land 415 7.20	3,894,150.00	Foreclosed Property	270,500.00
CAPITAL IMPROVEMENTS *MEMO*		2 Residential 1282 77.47	41,891,750.00	Emergencies & Other Deferred Charges	
DEBT SERVICE		3 Farm		State and Federal Aid Receivable	
Principal Payments	58,000.00	4a Commercial 98 10.53	5,692,000.00	Other Receivables	9,452.37
Interest Payments	22,794.55	4b Industrial		Total	1,177,826.45
DEFERRED CHARGES	20,000.00	4c Apartments 2 4.80	2,594,100.00	LIABILITIES, RESERVES, AND SURPLUS	
SCHOOL, COUNTY, SPECIAL DISTRICT TAXES	1,649,729.68	Total 1797	54,072,000.00	Cash Liabilities	378,643.96
RESERVE FOR UNCOLLECTED TAXES	210,700.00	Land Area 3.70 Sq. Miles		Reserves for Receivables	443,912.07
EXPENDITURES TOTAL	2,583,461.93	Net Valuation Taxable-Municipal	54,968,414	Surplus Dec. 31, 1984	355,270.42
		Net Valuation Taxable-County	70,496,537	Total	1,177,826.45
		State Equalized Valuation	72,372,951		
		State Equalization Ratio	75.65		

0910
 Population 1980 55,593
 Population 1984 56,559
 S & P Rating
 Moody Rating BAA
 General Tax Rate Per \$100. 9.00
 State Equalized Tax Rate 5.38

UNION CITY CITY – HUDSON COUNTY

Form of Government:
 Commission (1911)

Number of Members on Governing Body – 5

PER CAPITA:
 Gross Debt 171.47
 Net Debt 56.58
 Debt Service 12.77
 Total Tax Levy 458.74
 Municipal Expenditures 470.96
 PER CENT:
 Gross Debt 2.35
 Net Debt .77
 Tax Levy Collected 93.39
 Tax Levy Cancelled, Abated or Adjusted .63

EXPENDITURES		REVENUES-REALIZED		1984 PROPERTY TAX	
GENERAL GOVERNMENT				STATE EQUALIZED TAX RATE → 1.39	
Governing Body & Public Boards		1984 Property Taxes Collected	24,161,190.84	Local District School Taxes	6,671,845.50
Municipal Clerk	77,084.00	1984 Payments in Lieu of Taxes	267,400.32	Regional & Consolidated School Tax	
Financial Administration	207,973.00	Delinquent Tax & Lien Collections	1,726,670.06	School Taxes in Municipal Budget	
Assessment of Taxes	144,504.00	Business Personalty Replacement Taxes	1,163,790.76	County Taxes	1.02 * 4,900,609.22
Collection of Taxes	132,666.00	Taxes from Public Utilities	1,556,298.00	County Library Taxes	
Planning, Housing & Development	23,500.00	Other Miscellaneous Tax Revenues	1,531.35	Local Municipal Purpose Taxes	2.97 14,232,235.81
Human Resources	2,604,939.50	State Aid Revenues	4,862,980.98	Veteran & Senior Citizen Taxes	171,500.00
Elections	23,000.00	Federal Aid Revenues	1,492,992.00	Total Taxes for Rate Computation	5.38 25,976,190.53
General Administration (other)	2,331,680.51	State and Local Fiscal Assistance Act Utilized		Special District Taxes	
JUDICIARY		Sale of Acquired Property		Bank Corp. Taxes	87,969.30
Municipal Courts	312,773.00	Other Miscellaneous Revenues	1,460,334.36	Added and Omitted Taxes	53,144.84
PUBLIC SAFETY		Total	36,693,188.67	Total Taxes Levied - ABSTRACT	25,945,804.67
Fire Protection	3,546,324.96	Prior Years Surplus Appropriated	1,037,500.00	Total Taxes Billed	25,870,770.28
Police Protection	4,415,955.63	REVENUES	TOTAL	1984 TAXES COLLECTED	24,161,190.84
Civil Defense & Disaster Control	4,100.00	Reserve For Uncollected Taxes	2,112,055.26	1984 Taxes Cancelled, Abated or Adjusted	163,879.09
Environmental Inspection & Control	272,179.00	CAPITAL OUTLAY	TOTAL	Transfer to Tax Title Liens or Foreclosed	144,749.74
Other Public Safety			209,545.85	Balance Outstanding Dec. 31, 1984	1,400,950.61
PUBLIC WORKS				PRIOR YEARS TAXES OUTSTANDING	
Streets and Drainage	1,505,400.00	Public Enterprises		Balance January 1, 1984	1,768,625.34
Sewers and Sewage Processing	399,407.32	Recreation—Culture		Collected in 1984	1,453,465.64
Garbage and Trash Disposal	1,594,400.00	Public Works	209,545.85	Cancelled, Abated or Adjusted 1984	285,494.77
Public Buildings and Grounds	433,551.00	Buildings and Grounds		Transfers to Tax Title Liens or Foreclosed	21,514.77
Other Public Works	290,500.00	Library and Education		Balance December 31, 1984	8,150.16
HEALTH and WELFARE		Conservation		TAX TITLE LIENS OUTSTANDING	
Health Services Except Environmental	653,781.00	All Other		Balance January 1, 1984	498,291.20
Welfare-Public Assistance	388,912.00	CAPITAL DEBT AUTHORIZED, DECEMBER 31, 1984		Transfer From Taxes	170,440.91
Hospitals, Clinics, First Aid		ISSUED AND UNISSUED	GROSS DEBT	Redeemed in 1984	273,204.42
Animal, Insect, & Rodent Control		School	6,498,000	Cancelled, Abated or Adjusted (1984)	
Other Welfare Services	50,000.00	Self-liquidating		Transfers to Foreclosed Property	
RECREATION and CONSERVATION		Other	3,200,000	Balance December 31, 1984	395,527.69
Beaches and Boardwalks		Total	9,698,000	PROPERTY ACQUIRED BY DEED OR FORECLOSURE	
Parks, Playgrounds, Shade Trees	376,141.00	ISSUED AND OUTSTANDING		Balance January 1, 1984	75,150.00
Land Reclamation & Conservation		School	5,248,000.00	Transfers From Taxes or Liens	
Other Recreational Services	4,800.00	Self-Liquidating		Sale for Cash (1984)	
EDUCATION (excluding schools)		Other	2,491,000.00	Cancelled, Abated or Adjusted (1984)	
Libraries	401,200.00	Total	7,739,000.00	Balance December 31, 1984	75,150.00
Other Educational Services		EQUALIZED VALUATION BASIS		CURRENT FINANCES DECEMBER 31, 1984	
STATUTORY EXPENDITURES		FOR NET DEBT COMPUTATION	413,035,874	ASSETS	
Pensions & F. I. C. A.	1,842,968.41	REAL PROPERTY VALUATIONS		Cash Dec. 31, 1984	5,094,622.00
Employee Fringe Benefits	1,100,000.00	Code Class # of Parcels % VAL'N	ASSESSED VALUATION	Taxes Receivable	1,409,100.77
Other Statutory Expenditures	70,000.00	1 Vacant Land 235 1.15	3,140,300.00	Tax Title Liens	395,527.69
CETA And Other Public Employment Programs		2 Residential 3601 39.35	107,614,850.00	Foreclosed Property	75,150.00
MUNICIPAL FUNCTIONS		3 Farm		Emergencies & Other Deferred Charges	
CAPITAL IMPROVEMENTS	*MEMO*	4a Commercial 1540 32.34	88,451,500.00	State and Federal Aid Receivable	4,907.33
DEBT SERVICE		4b Industrial 149 4.37	11,958,100.00	Other Receivables	1,071,847.49
Principal Payments	490,000.00	4c Apartments 706 22.79	62,320,250.00	Total	8,051,155.28
Interest Payments	229,151.75	Total 6231	273,485,000.00	LIABILITIES, RESERVES, AND SURPLUS	
TYPE I SCHL DEBT *MEMO		Land Area 1.40 Sq. Miles		Cash Liabilities	2,832,679.17
DEFERRED CHARGES	598,016.35	Net Valuation Taxable-Municipal	286,669,645	Reserves for Receivables	2,170,252.73
SCHOOL, COUNTY, SPECIAL DISTRICT TAXES	11,572,454.72	Net Valuation Taxable-County	437,595,029	Surplus Dec. 31, 1984	3,048,223.38
RESERVE FOR UNCOLLECTED TAXES	2,112,055.26	State Equalized Valuation	470,689,186	Total	8,051,155.28
EXPENDITURES	TOTAL	State Equalization Ratio	59.78		
	38,209,418.41				

1984/3000

* ABOVE DEBT SERVICE INCLUDES TYPE I SCHOOL DEBT

*Includes County Health Service Taxes or County Vocational School Taxes. See Table 13.

1025
Population 1980 3,971
Population 1984 3,788
S & P Rating
Moody Rating

General Tax Rate Per \$100.

1.98
State Equalized Tax Rate
1.93

UNION TOWNSHIP – HUNTERDON COUNTY

Form of Government:
Township Committee

Number of Members on Governing Body – 3

PER CAPITA:

Gross Debt 274.95
Net Debt
Debt Service
Total Tax Levy 677.52
Municipal Expenditures 217.54

PER CENT:

Gross Debt .87
Net Debt
Tax Levy Collected 95.13
Tax Levy Cancelled, Abated or Adjusted .02

EXPENDITURES		REVENUES-REALIZED		1984 PROPERTY TAX	
GENERAL GOVERNMENT				STATE EQUALIZED TAX RATE	
Governing Body & Public Boards		1984 Property Taxes Collected	2,445,847.78	Local District School Taxes .76	997,566.72
Municipal Clerk		1984 Payments in Lieu of Taxes		Regional & Consolidated School Tax .69	903,057.26
Financial Administration	17,284.00	Delinquent Tax & Lien Collections	193,329.29	School Taxes in Municipal Budget	
Assessment of Taxes	18,987.00	Business Personalty Replacement Taxes	49,485.36	County Taxes .44	574,904.78
Collection of Taxes	15,185.00	Taxes from Public Utilities	151,355.00	County Library Taxes .03	36,416.24
Planning, Housing & Development	43,074.00	Other Miscellaneous Tax Revenues		Local Municipal Purpose Taxes	
Human Resources		State Aid Revenues	18,033.29	Veteran & Senior Citizen Taxes	24,450.00
Elections		Federal Aid Revenues		Total Taxes for Rate Computation 1.92	2,536,395.00
General Administration (other)	96,620.00	State and Local Fiscal Assistance Act Utilized	10,098.00	Special District Taxes	
JUDICIARY		Sale of Acquired Property		Bank Corp. Taxes	4,751.83
Municipal Courts	31,000.00	Other Miscellaneous Revenues	306,025.73	Added and Omitted Taxes	49,762.23
PUBLIC SAFETY		Total	3,174,174.45	Total Taxes Levied - ABSTRACT	2,566,459.06
Fire Protection	34,500.00	Prior Years Surplus Appropriated	324,037.82	Total Taxes Billed	2,571,115.50
Police Protection	25,500.00	REVENUES TOTAL	3,498,212.27	1984 TAXES COLLECTED	2,445,847.78
Civil Defense & Disaster Control	1,000.00	Reserve For Uncollected Taxes	246,500.00	1984 Taxes Cancelled, Abated or Adjusted	478.12
Environmental Inspection & Control	39,551.00			Transfer to Tax Title Liens or Foreclosed	7,539.95
Other Public Safety				Balance Outstanding Dec. 31, 1984	117,249.65
PUBLIC WORKS		CAPITAL OUTLAY TOTAL		PRIOR YEARS TAXES OUTSTANDING	
Streets and Drainage	148,545.00	Public Enterprises		Balance January 1, 1984	210,499.88
Sewers and Sewage Processing	30,340.00	Recreation—Culture		Collected in 1984	178,158.72
Garbage and Trash Disposal	11,600.00	Public Works		Cancelled, Abated or Adjusted 1984	5,207.78
Public Buildings and Grounds	17,000.00	Buildings and Grounds		Transfers to Tax Title Liens or Foreclosed	9,223.49
Other Public Works		Library and Education		Balance December 31, 1984	17,909.89
HEALTH and WELFARE		Conservation		TAX TITLE LIENS OUTSTANDING	
Health Services Except Environmental	400.00	All Other		Balance January 1, 1984	63,882.68
Welfare-Public Assistance	1,800.00			Transfer From Taxes	20,071.44
Hospitals, Clinics, First Aid		CAPITAL DEBT AUTHORIZED, DECEMBER 31, 1984		Redeemed in 1984	15,170.57
Animal, Insect, & Rodent Control	270.00	ISSUED AND UNISSUED GROSS DEBT		Cancelled, Abated or Adjusted (1984)	
Other Welfare Services		School 1,041,523		Transfers to Foreclosed Property	
RECREATION and CONSERVATION		Self-liquidating		Balance December 31, 1984	68,783.55
Beaches and Boardwalks		Other		PROPERTY ACQUIRED BY DEED OR	
Parks, Playgrounds, Shade Trees		Total 1,041,523		FORECLOSURE	
Land Reclamation & Conservation	1,000.00	ISSUED AND OUTSTANDING		Balance January 1, 1984	
Other Recreational Services	2,000.00	School	985,757.86	Transfers From Taxes or Liens	
EDUCATION (excluding schools)		Self-Liquidating		Sale for Cash (1984)	
Libraries		Other		Cancelled, Abated or Adjusted (1984)	
Other Educational Services		Total	985,757.86	Balance December 31, 1984	
STATUTORY EXPENDITURES		EQUALIZED VALUATION BASIS		CURRENT FINANCES DECEMBER 31, 1984	
Pensions & F. I. C. A.	25,000.00	FOR NET DEBT COMPUTATION	120,036,631	ASSETS	
Employee Fringe Benefits	13,000.00	REAL PROPERTY VALUATIONS		Cash Dec. 31, 1984	1,611,589.38
Other Statutory Expenditures	3,900.00	Code Class # of Parcels % VAL'N		Taxes Receivable	135,159.54
CETA And Other Public Employment Programs		1 Vacant Land 235 5.62	7,118,140.00	Tax Title Liens	68,783.55
MUNICIPAL FUNCTIONS TOTAL	577,556.00	2 Residential 1049 72.93	92,289,235.00	Foreclosed Property	
CAPITAL IMPROVEMENTS *MEMO*	50,000.00	3 Farm 294 9.50	12,013,860.00	Emergencies & Other Deferred Charges	
DEBT SERVICE		4a Commercial 37 8.90	11,259,653.00	State and Federal Aid Receivable	572.23
Principal Payments		4b Industrial 7 3.00	3,795,000.00	Other Receivables	3,367.01
Interest Payments		4c Apartments 1 .06	76,700.00	Total	1,819,471.71
DEFERRED CHARGES		Total 1623	126,552,588.00	LIABILITIES, RESERVES, AND SURPLUS	
SCHOOL, COUNTY, SPECIAL DISTRICT TAXES	2,511,945.00	Land Area 18.10 Sq. Miles		Cash Liabilities	1,015,525.60
RESERVE FOR UNCOLLECTED TAXES	246,500.00	Net Valuation Taxable-Municipal	127,356,202	Reserves for Receivables	207,310.10
EXPENDITURES TOTAL	3,336,001.00	Net Valuation Taxable-County	126,439,877	Surplus Dec. 31, 1984	596,636.01
		State Equalized Valuation	130,629,562	Total	1,819,471.71
		State Equalization Ratio	97.48		

2019
 Population 1980 50,184
 Population 1984 50,877
 S & P Rating AA
 Moody Rating AA
 General Tax Rate Per \$100. 3.96
 State Equalized Tax Rate 2.22

UNION TOWNSHIP – UNION COUNTY
Form of Government:
Township Committee
Number of Members on Governing Body – 5

PER CAPITA:
 Gross Debt 351.45
 Net Debt 180.54
 Debt Service 19.74
 Total Tax Levy 773.40
 Municipal Expenditures 424.73
 PER CENT:
 Gross Debt 1.11
 Net Debt .57
 Tax Levy Collected 98.49
 Tax Levy Cancelled, Abated or Adjusted .02

EXPENDITURES		REVENUES-REALIZED		1984 PROPERTY TAX	
GENERAL GOVERNMENT				STATE EQUALIZED TAX RATE → 1.08	
Governing Body & Public Boards		1984 Property Taxes Collected	38,676,714.04	Local District School Taxes	19,101,978.00
Municipal Clerk		1984 Payments in Lieu of Taxes	116,752.55	Regional & Consolidated School Tax	
Financial Administration	158,379.00	Delinquent Tax & Lien Collections	677,341.76	School Taxes in Municipal Budget	
Assessment of Taxes	73,789.00	Business Personalty Replacement Taxes	1,419,561.84	County Taxes	8,776,088.91
Collection of Taxes	158,245.00	Taxes from Public Utilities	3,903,323.00	County Library Taxes	
Planning, Housing & Development	96,310.00	Other Miscellaneous Tax Revenues		Local Municipal Purpose Taxes	11,280,544.35
Human Resources	38,128.00	State Aid Revenues	683,360.49	Veteran & Senior Citizen Taxes	793,450.00
Elections	11,901.00	Federal Aid Revenues		Total Taxes for Rate Computation	39,952,061.26
General Administration (other)	1,145,771.68	State and Local Fiscal Assistance Act Utilized	562,128.00	Special District Taxes	
JUDICIARY		Sale of Acquired Property		Bank Corp. Taxes	77,115.75
Municipal Courts	167,897.00	Other Miscellaneous Revenues	2,288,718.97	Added and Omitted Taxes	112,786.16
PUBLIC SAFETY		Total	48,327,900.65	Total Taxes Levied - ABSTRACT	39,348,513.17
Fire Protection	4,651,697.00	Prior Years Surplus Appropriated	630,000.00	Total Taxes Billed	39,271,397.42
Police Protection	5,374,149.00	REVENUES TOTAL	48,957,900.65	1984 TAXES COLLECTED	38,676,714.04
Civil Defense & Disaster Control	14,719.00	Reserve For Uncollected Taxes	1,080,000.00	1984 Taxes Cancelled, Abated or Adjusted	8,662.42
Environmental Inspection & Control	139,118.00			Transfer to Tax Title Liens or Foreclosed	44,759.04
Other Public Safety		CAPITAL OUTLAY TOTAL	1,012,612.50	Balance Outstanding Dec. 31, 1984	541,261.92
PUBLIC WORKS				PRIOR YEARS TAXES OUTSTANDING	
Streets and Drainage	791,098.61	Public Enterprises	73,935.00	Balance January 1, 1984	578,202.77
Sewers and Sewage Processing		Recreation—Culture	168,598.53	Collected in 1984	574,196.32
Garbage and Trash Disposal	1,542,000.00	Public Works	485,725.48	Cancelled, Abated or Adjusted 1984	
Public Buildings and Grounds	177,000.00	Buildings and Grounds	262,990.01	Transfers to Tax Title Liens or Foreclosed	590.06
Other Public Works	862,641.00	Library and Education	21,363.48	Balance December 31, 1984	3,416.39
HEALTH and WELFARE		Conservation		TAX TITLE LIENS OUTSTANDING	
Health Services Except Environmental	264,012.00	All Other		Balance January 1, 1984	461,156.22
Welfare-Public Assistance	65,318.00	CAPITAL DEBT AUTHORIZED, DECEMBER 31, 1984		Transfer From Taxes	45,869.74
Hospitals, Clinics, First Aid	19,800.00	ISSUED AND UNISSUED		Redeemed in 1984	103,145.44
Animal, Insect, & Rodent Control	11,000.00	School	1,890,000	Cancelled, Abated or Adjusted (1984)	
Other Welfare Services		Self-liquidating	5,805,600	Transfers to Foreclosed Property	
RECREATION and CONSERVATION		Other	10,185,317	Balance December 31, 1984	403,880.52
Beaches and Boardwalks		Total	17,880,917	PROPERTY ACQUIRED BY DEED OR FORECLOSURE	
Parks, Playgrounds, Shade Trees	43,200.00	ISSUED AND OUTSTANDING		Balance January 1, 1984	769,130.00
Land Reclamation & Conservation		School	1,890,000.00	Transfers From Taxes or Liens	
Other Recreational Services	261,324.00	Self-Liquidating	1,049,000.00	Sale for Cash (1984)	328,890.00
EDUCATION (excluding schools)		Other	8,847,000.00	Cancelled, Abated or Adjusted (1984)	
Libraries	570,000.00	Total	11,786,000.00	Balance December 31, 1984	440,240.00
Other Educational Services		EQUALIZED VALUATION BASIS FOR NET DEBT COMPUTATION	1,606,969,534	CURRENT FINANCES DECEMBER 31, 1984	
STATUTORY EXPENDITURES		REAL PROPERTY VALUATIONS		ASSETS	
Pensions & F. I. C. A.	1,815,573.48	Code Class # of Parcels % VAL'N	ASSESSED VALUATION	Cash Dec. 31, 1984	11,534,393.52
Employee Fringe Benefits	1,057,000.00	1 Vacant Land 793 1.37	13,268,800.00	Taxes Receivable	544,678.31
Other Statutory Expenditures		2 Residential 14669 68.84	667,164,000.00	Tax Title Liens	403,880.52
CETA And Other Public Employment Programs		3 Farm 1	3,200.00	Foreclosed Property	440,240.00
MUNICIPAL FUNCTIONS TOTAL	19,516,070.77	4a Commercial 697 12.93	125,303,900.00	Emergencies & Other Deferred Charges	
CAPITAL IMPROVEMENTS *MEMO*	75,000.00	4b Industrial 274 14.74	142,903,900.00	State and Federal Aid Receivable	
DEBT SERVICE		4c Apartments 52 2.12	20,528,000.00	Other Receivables	38,919.00
Principal Payments	596,000.00	Total 16486	969,171,800.00	Total	12,962,111.35
Interest Payments	408,468.30	Land Area 9.00 Sq. Miles		LIABILITIES, RESERVES, AND SURPLUS	
DEFERRED CHARGES	8,381.17	Net Valuation Taxable-Municipal	990,191,625	Cash Liabilities	10,570,466.16
SCHOOL, COUNTY, SPECIAL DISTRICT TAXES	27,878,066.91	Net Valuation Taxable-County	1,658,976,662	Reserves for Receivables	1,427,717.83
RESERVE FOR UNCOLLECTED TAXES	1,080,000.00	State Equalized Valuation	1,750,789,723	Surplus Dec. 31, 1984	963,927.36
EXPENDITURES TOTAL	49,486,987.15	State Equalization Ratio	56.03	Total	12,962,111.35

1350
Population 1980 6,354
Population 1984 6,373
S & P Rating
Moody Rating BAA

General Tax Rate Per \$100. 3.68
State Equalized Tax Rate 2.97

UNION BEACH BORO. - MONMOUTH CO.
Form of Government:
Borough Council
Number of Members on Governing Body - 6

PER CAPITA:
Gross Debt 479.55
Net Debt 329.53
Debt Service 59.30
Totl Tax Levy 513.34
Municipal Expenditures 527.39
PER CENT:
Gross Debt 3.04
Net Debt 2.09
Tax Levy Collected 93.62
Tax Levy Cancelled, Abated or Adjusted

EXPENDITURES		REVENUES-REALIZED		1984 PROPERTY TAX	
GENERAL GOVERNMENT				STATE EQUALIZED TAX RATE	
Governing Body & Public Boards	27,348.58	1984 Property Taxes Collected	3,059,049.35	Local District School Taxes 1.41	1,541,637.50
Municipal Clerk	16,520.00	1984 Payments in Lieu of Taxes		Regional & Consolidated School Tax	
Financial Administration	13,780.00	Delinquent Tax & Lien Collections	196,864.83	School Taxes in Municipal Budget	
Assessment of Taxes	15,600.30	Business Personalty Replacement Taxes	86,819.48	County Taxes .51	560,658.75
Collection of Taxes	31,190.00	Taxes from Public Utilities	337,482.00	County Library Taxes .02	21,370.01
Planning, Housing & Development	14,900.00	Other Miscellaneous Tax Revenues		Local Municipal Purpose Taxes 1.02	1,122,000.00
Human Resources		State Aid Revenues	131,968.98	Veteran & Senior Citizen Taxes	104,100.00
Elections	5,800.00	Federal Aid Revenues		Total Taxes for Rate Computation 2.96	3,349,766.26
General Administration (other)	205,988.61	State and Local Fiscal Assistance Act Utilized	61,139.00	Special District Taxes	
JUDICIARY		Sale of Acquired Property		Bank Corp. Taxes	4,465.93
Municipal Courts	24,600.00	Other Miscellaneous Revenues	1,245,876.07	Added and Omitted Taxes	21,384.30
PUBLIC SAFETY		Total	5,119,199.71	Total Taxes Levied - ABSTRACT	3,271,516.49
Fire Protection	83,350.00	Prior Years Surplus Appropriated	152,000.00	Total Taxes Billed	3,267,357.57
Police Protection	479,462.00	REVENUES TOTAL	5,271,199.71	1984 TAXES COLLECTED	3,059,049.35
Civil Defense & Disaster Control	3,500.00	Reserve For Uncollected Taxes	248,224.93	1984 Taxes Cancelled, Abated or Adjusted	143.52
Environmental Inspection & Control	17,310.00			Transfer to Tax Title Liens or Foreclosed	
Other Public Safety		CAPITAL OUTLAY TOTAL	446,494.45	Balance Outstanding Dec. 31, 1984	208,164.70
PUBLIC WORKS				PRIOR YEARS TAXES OUTSTANDING	
Streets and Drainage	252,200.00	Public Enterprises	21,630.54	Balance January 1, 1984	166,656.95
Sewers and Sewage Processing	1,002,653.88	Recreation—Culture	18,121.02	Collected in 1984	158,582.99
Garbage and Trash Disposal	188,500.00	Public Works	50,604.83	Cancelled, Abated or Adjusted 1984	.98
Public Buildings and Grounds	80,140.00	Buildings and Grounds	356,138.06	Transfers to Tax Title Liens or Foreclosed	6,233.49
Other Public Works		Library and Education		Balance December 31, 1984	1,839.49
HEALTH and WELFARE		Conservation		TAX TITLE LIENS OUTSTANDING	
Health Services Except Environmental	40,613.42	All Other		Balance January 1, 1984	75,135.37
Welfare-Public Assistance	9,540.00			Transfer From Taxes	7,162.96
Hospitals, Clinics, First Aid		CAPITAL DEBT AUTHORIZED, DECEMBER 31, 1984		Redeemed in 1984	38,281.84
Animal, Insect, & Rodent Control	500.00	ISSUED AND UNISSUED		Cancelled, Abated or Adjusted (1984)	
Other Welfare Services		School 87,000		Transfers to Foreclosed Property	
RECREATION and CONSERVATION		Self-liquidating 869,062		Balance December 31, 1984	44,016.49
Beaches and Boardwalks		Other 2,100,113		PROPERTY ACQUIRED BY DEED OR	
Parks, Playgrounds, Shade Trees		Total 3,056,175		FORECLOSURE	
Land Reclamation & Conservation				Balance January 1, 1984	1,320,940.00
Other Recreational Services	27,920.00	ISSUED AND OUTSTANDING		Transfers From Taxes or Liens	
EDUCATION (excluding schools)		School 87,000.00		Sale for Cash (1984)	
Libraries	12,500.00	Self-Liquidating 329,000.00		Cancelled, Abated or Adjusted (1984)	
Other Educational Services		Other 1,965,000.00		Balance December 31, 1984	1,320,940.00
STATUTORY EXPENDITURES		Total 2,381,000.00		CURRENT FINANCES DECEMBER 31, 1984	
Pensions & F. I. C. A.	85,529.39	EQUALIZED VALUATION BASIS		ASSETS	
Employee Fringe Benefits	61,900.00	FOR NET DEBT COMPUTATION	100,513,441	Cash Dec. 31, 1984	672,551.47
Other Statutory Expenditures		REAL PROPERTY VALUATIONS		Taxes Receivable	210,004.19
CETA And Other Public Employment Programs		Code Class # of Parcels % VAL'N		Tax Title Liens	44,016.49
MUNICIPAL FUNCTIONS TOTAL	2,708,346.18	1 Vacant Land 376 4.88		Foreclosed Property	1,320,940.00
CAPITAL IMPROVEMENTS *MEMO*	10,000.00	2 Residential 1916 75.77		Emergencies & Other Deferred Charges	42,614.15
DEBT SERVICE		3 Farm		State and Federal Aid Receivable	14,769.59
Principal Payments	225,000.00	4a Commercial 45 3.96		Other Receivables	187,507.10
Interest Payments	152,939.46	4b Industrial 3 1.539		Total	2,492,402.99
DEFERRED CHARGES		4c Apartments		LIABILITIES, RESERVES, AND SURPLUS	
SCHOOL, COUNTY, SPECIAL DISTRICT TAXES	26,552.66	Total 2345		Cash Liabilities	625,396.17
RESERVE FOR UNCOLLECTED TAXES	248,224.93	Land Area 1.80 Sq. Miles		Reserves for Receivables	1,762,467.78
EXPENDITURES TOTAL	5,484,729.49	Net Valuation Taxable-Municipal	88,263,105	Surplus Dec. 31, 1984	104,539.04
		Net Valuation Taxable-County	104,155,098	Total	2,492,402.99
		State Equalized Valuation	109,403,358		
		State Equalization Ratio	80.58		

0511
Population 1980 6,713
Population 1984 7,936
S & P Rating AA
Moody Rating

General Tax Rate Per \$100. 1.15
State Equalized Tax Rate .61

UPPER TOWNSHIP – CAPE MAY COUNTY
Form of Government:
Township Committee
Number of Members on Governing Body – 3

PER CAPITA:
Gross Debt 546.59
Net Debt 49.11
Debt Service
Total Tax Levy 277.40
Municipal Expenditures 774.99

PER CENT:
Gross Debt 1.44
Net Debt .13
Tax Levy Collected 89.04
Tax Levy Cancelled, Abated or Adjusted

EXPENDITURES		REVENUES-REALIZED		1984 PROPERTY TAX	
GENERAL GOVERNMENT				STATE EQUALIZED TAX RATE	
Governing Body & Public Boards		1984 Property Taxes Collected	1,943,064.35	Local District School Taxes .19	627,737.00
Municipal Clerk		1984 Payments in Lieu of Taxes		Regional & Consolidated School Tax	
Financial Administration	35,775.00	Delinquent Tax & Lien Collections	96,637.07	School Taxes in Municipal Budget	
Assessment of Taxes	31,500.00	Business Personalty Replacement Taxes	9,436.44	County Taxes .39	1,275,575.34
Collection of Taxes	69,000.00	Taxes from Public Utilities	4,642,944.00	County Library Taxes .02	78,381.98
Planning, Housing & Development	34,150.00	Other Miscellaneous Tax Revenues		Local Municipal Purpose Taxes	
Human Resources		State Aid Revenues		Veteran & Senior Citizen Taxes	81,950.00
Elections		Federal Aid Revenues	9,500.00	Total Taxes for Rate Computation .60	2,063,644.32
General Administration (other)	432,311.00	State and Local Fiscal Assistance Act Utilized	26,340.00	Special District Taxes	163,100.00
JUDICIARY		Sale of Acquired Property		Bank Corp. Taxes	16,547.03
Municipal Courts	42,500.00	Other Miscellaneous Revenues	639,080.86	Added and Omitted Taxes	40,116.59
PUBLIC SAFETY		Total	7,367,002.72	Total Taxes Levied - ABSTRACT	2,201,457.94
Fire Protection	50,000.00	Prior Years Surplus Appropriated	2,200,000.00	Total Taxes Billed	2,182,315.26
Police Protection	80,000.00	REVENUES TOTAL	9,567,002.72	1984 TAXES COLLECTED	1,943,064.35
Civil Defense & Disaster Control	3,300.00	Reserve For Uncollected Taxes	213,884.09	1984 Taxes Cancelled, Abated or Adjusted	
Environmental Inspection & Control	81,125.00	CAPITAL OUTLAY TOTAL	327,266.67	Transfer to Tax Title Liens or Foreclosed	
Other Public Safety				Balance Outstanding Dec. 31, 1984	239,250.91
PUBLIC WORKS				PRIOR YEARS TAXES OUTSTANDING	
Streets and Drainage	850,000.00	Public Enterprises		Balance January 1, 1984	146,950.62
Sewers and Sewage Processing		Recreation—Culture		Collected in 1984	88,298.20
Garbage and Trash Disposal	254,000.00	Public Works		Cancelled, Abated or Adjusted 1984	
Public Buildings and Grounds	45,000.00	Buildings and Grounds		Transfers to Tax Title Liens or Foreclosed	
Other Public Works		Library and Education		Balance December 31, 1984	58,652.42
HEALTH and WELFARE		Conservation	327,266.67	TAX TITLE LIENS OUTSTANDING	
Health Services Except Environmental	10,750.00	All Other		Balance January 1, 1984	23,403.43
Welfare-Public Assistance	7,000.00	CAPITAL DEBT AUTHORIZED, DECEMBER 31, 1984		Transfer From Taxes	
Hospitals, Clinics, First Aid		ISSUED AND UNISSUED GROSS DEBT		Redeemed in 1984	8,338.87
Animal, Insect, & Rodent Control	78,000.00	School	3,948,000	Cancelled, Abated or Adjusted (1984)	
Other Welfare Services		Self-liquidating		Transfers to Foreclosed Property	
RECREATION and CONSERVATION		Other	389,730	Balance December 31, 1984	15,064.56
Beaches and Boardwalks	68,000.00	Total	4,337,730	PROPERTY ACQUIRED BY DEED OR FORECLOSURE	
Parks, Playgrounds, Shade Trees		ISSUED AND OUTSTANDING		Balance January 1, 1984	701,754.00
Land Reclamation & Conservation		School	1,748,000.00	Transfers From Taxes or Liens	
Other Recreational Services	101,050.00	Self-Liquidating		Sale for Cash (1984)	
EDUCATION (excluding schools)		Other		Cancelled, Abated or Adjusted (1984)	
Libraries		Total	1,748,000.00	Balance December 31, 1984	701,754.00
Other Educational Services	3,450,000.00	EQUALIZED VALUATION BASIS		CURRENT FINANCES DECEMBER 31, 1984	
STATUTORY EXPENDITURES		FOR NET DEBT COMPUTATION	300,366,831	ASSETS	
Pensions & F. I. C. A.	75,000.00	REAL PROPERTY VALUATIONS		Cash Dec. 31, 1984	5,337,589.26
Employee Fringe Benefits	65,000.00	Code Class # of Parcels % VAL'N		Taxes Receivable	297,903.33
Other Statutory Expenditures	1,000.00	1 Vacant Land 3303 15.14	25,761,370.00	Tax Title Liens	15,064.56
CETA And Other Public Employment Programs		2 Residential 2915 71.43	121,548,030.00	Foreclosed Property	701,754.00
MUNICIPAL FUNCTIONS		3 Farm 88 1.09	1,853,860.00	Emergencies & Other Deferred Charges	10,000.00
CAPITAL IMPROVEMENTS	*MEMO*	4a Commercial 176 9.48	16,128,990.00	State and Federal Aid Receivable	
DEBT SERVICE		4b Industrial 1 2.87	4,879,500.00	Other Receivables	178,666.57
Principal Payments		4c Apartments		Total	6,540,977.72
Interest Payments		Total 6483	170,171,750.00	LIABILITIES, RESERVES, AND SURPLUS	
DEFERRED CHARGES		Land Area 63.70 Sq. Miles		Cash Liabilities	2,783,673.05
SCHOOL, COUNTY, SPECIAL DISTRICT TAXES		Net Valuation Taxable-Municipal	172,756,817	Reserves for Receivables	1,193,388.46
RESERVE FOR UNCOLLECTED TAXES		Net Valuation Taxable-County	315,147,301	Surplus Dec. 31, 1984	2,563,916.21
EXPENDITURES		State Equalized Valuation	325,187,886	Total	6,540,977.72
TOTAL		State Equalization Ratio	52.75		

0613
 Population 1980 **6,810**
 Population 1984 **6,939**
 S & P Rating
 Moody Rating

General Tax Rate Per \$100. **2.05**
 State Equalized Tax Rate **2.15**

UPPER DEERFIELD TWP. - CUMB. CO.
Form of Government:
Township Committee
Number of Members on Governing Body - 5

PER CAPITA:
 Gross Debt **639.10**
 Net Debt **113.56**
 Debt Service
 Total Tax Levy **457.45**
 Municipal Expenditures **347.99**

PER CENT:
 Gross Debt **3.23**
 Net Debt **.57**
 Tax Levy Collected **88.38**
 Tax Levy Cancelled, Abated or Adjusted

EXPENDITURES		REVENUES-REALIZED		1984 PROPERTY TAX	
GENERAL GOVERNMENT				STATE EQUALIZED TAX RATE	
Governing Body & Public Boards	37,658.84	1984 Property Taxes Collected		Local District School Taxes	731,012.72
Municipal Clerk		1984 Payments in Lieu of Taxes		Regional & Consolidated School Tax	768,176.40
Financial Administration	24,182.56	Delinquent Tax & Lien Collections		School Taxes in Municipal Budget	
Assessment of Taxes	26,189.94	Business Personalty Replacement Taxes		County Taxes	1.12 *
Collection of Taxes	30,163.84	Taxes from Public Utilities		County Library Taxes	
Planning, Housing & Development	33,949.94	Other Miscellaneous Tax Revenues		Local Municipal Purpose Taxes*	
Human Resources		State Aid Revenues		Veteran & Senior Citizen Taxes	85,100.00
Elections		Federal Aid Revenues		Total Taxes for Rate Computation	2.15
General Administration (other)	201,086.77	State and Local Fiscal Assistance Act Utilized		Special District Taxes	
JUDICIARY		Sale of Acquired Property		Bank Corp. Taxes	4,028.39
Municipal Courts	37,717.32	Other Miscellaneous Revenues		Added and Omitted Taxes	45,111.25
PUBLIC SAFETY		Total		Total Taxes Levied - ABSTRACT	3,174,262.55
Fire Protection	30,654.00	Prior Years Surplus Appropriated		Total Taxes Billed	3,170,234.16
Police Protection	193,006.46	REVENUES TOTAL		1984 TAXES COLLECTED	2,801,997.95
Civil Defense & Disaster Control		Reserve For Uncollected Taxes		1984 Taxes Cancelled, Abated or Adjusted	
Environmental Inspection & Control	11,650.00	CAPITAL OUTLAY TOTAL		Transfer to Tax Title Liens or Foreclosed	
Other Public Safety				Balance Outstanding Dec. 31, 1984	368,236.21
PUBLIC WORKS		Public Enterprises		PRIOR YEARS TAXES OUTSTANDING	
Streets and Drainage	231,431.29	Recreation—Culture		Balance January 1, 1984	442,619.04
Sewers and Sewage Processing	151,355.31	Public Works		Collected in 1984	327,453.37
Garbage and Trash Disposal	95,413.72	Buildings and Grounds		Cancelled, Abated or Adjusted 1984	
Public Buildings and Grounds	83,072.94	Library and Education		Transfers to Tax Title Liens or Foreclosed	
Other Public Works	16,167.49	Conservation		Balance December 31, 1984	115,165.67
HEALTH and WELFARE		All Other		TAX TITLE LIENS OUTSTANDING	
Health Services Except Environmental	495.00	CAPITAL DEBT AUTHORIZED, DECEMBER 31, 1984		Balance January 1, 1984	23,774.74
Welfare-Public Assistance	22,162.56	ISSUED AND UNISSUED GROSS DEBT NET DEBT		Transfer From Taxes	
Hospitals, Clinics, First Aid	5,000.00	School 3,646,729		Redeemed in 1984	7,667.28
Animal, Insect, & Rodent Control	5,750.00	Self-liquidating 788,000		Cancelled, Abated or Adjusted (1984)	
Other Welfare Services		Other 4,434,729		Transfers to Foreclosed Property	
RECREATION and CONSERVATION		Total 788,000 788,000		Balance December 31, 1984	16,107.46
Beaches and Boardwalks		ISSUED AND OUTSTANDING		PROPERTY ACQUIRED BY DEED OR FORECLOSURE	
Parks, Playgrounds, Shade Trees		School 3,646,729.46		Balance January 1, 1984	30,500.00
Land Reclamation & Conservation		Self-Liquidating		Transfers From Taxes or Liens	
Other Recreational Services	27,589.00	Other		Sale for Cash (1984)	
EDUCATION (excluding schools)		Total 3,646,729.46		Cancelled, Abated or Adjusted (1984)	
Libraries		EQUALIZED VALUATION BASIS FOR NET DEBT COMPUTATION		Balance December 31, 1984	30,500.00
Other Educational Services	617,068.12	REAL PROPERTY VALUATIONS		CURRENT FINANCES DECEMBER 31, 1984	
STATUTORY EXPENDITURES		Code Class # of Parcels % VAL'N ASSESSED VALUATION		ASSETS	
Pensions & F. I. C. A.	51,579.52	1 Vacant Land 435 3.01 4,532,600.00		Cash Dec. 31, 1984	2,671,968.51
Employee Fringe Benefits	36,300.00	2 Residential 1855 62.40 94,025,300.00		Taxes Receivable	483,401.88
Other Statutory Expenditures	4,085.60	3 Farm 553 8.18 12,318,700.00		Tax Title Liens	16,107.46
CETA And Other Public Employment Programs		4a Commercial 99 13.89 20,934,500.00		Foreclosed Property	30,500.00
MUNICIPAL FUNCTIONS		4b Industrial 6 10.70 16,120,600.00		Emergencies & Other Deferred Charges	
CAPITAL IMPROVEMENTS		4c Apartments 7 1.82 2,743,300.00		State and Federal Aid Receivable	11,242.85
DEBT SERVICE		Total 3005 150,675,000.00		Other Receivables	228,343.53
Principal Payments		Land Area 31.75 Sq. Miles		Total	3,441,564.23
Interest Payments		Net Valuation Taxable-Municipal 152,818,193		LIABILITIES, RESERVES, AND SURPLUS	
DEFERRED CHARGES		Net Valuation Taxable-County 143,697,002		Cash Liabilities	198,319.76
SCHOOL, COUNTY, SPECIAL DISTRICT TAXES	3,125,122.91	State Equalized Valuation 145,496,169		Reserves for Receivables	758,352.87
RESERVE FOR UNCOLLECTED TAXES	440,946.85	State Equalization Ratio 105.11		Surplus Dec. 31, 1984	2,484,891.60
EXPENDITURES				Total	3,441,564.23
TOTAL	5,539,799.98				

*Includes County Health Service Taxes or County Vocational School Taxes. See Table 13.

1351

Population 1980 2,750
 Population 1984 2,808
 S & P Rating
 Moody Rating

General Tax Rate Per \$100.

2.82

State Equalized Tax Rate

2.28

UPPER FREEHOLD TWP. – MON. COUNTY**Form of Government:****Township Committee****Number of Members on Governing Body – 3****PER CAPITA:**

Gross Debt 323.01
 Net Debt
 Debt Service
 Total Tax Levy 836.51
 Municipal Expenditures 310.19

PER CENT:

Gross Debt .97
 Net Debt
 Tax Levy Collected 92.60
 Tax Levy Cancelled, Abated or Adjusted .88

EXPENDITURES		REVENUES-REALIZED		1984 PROPERTY TAX	
GENERAL GOVERNMENT				STATE EQUALIZED TAX RATE \rightarrow	
Governing Body & Public Boards		1984 Property Taxes Collected	2,191,406.64	Local District School Taxes	
Municipal Clerk	14,777.00	1984 Payments in Lieu of Taxes	1,843.50	Regional & Consolidated School Tax 1.72	1,719,435.92
Financial Administration	23,627.00	Delinquent Tax & Lien Collections	174,673.27	School Taxes in Municipal Budget	
Assessment of Taxes	16,127.00	Business Personalty Replacement Taxes	61,730.16	County Taxes .48	479,737.77
Collection of Taxes	22,882.00	Taxes from Public Utilities	267,891.00	County Library Taxes .02	18,315.08
Planning, Housing & Development	400.00	Other Miscellaneous Tax Revenues		Local Municipal Purpose Taxes .07	71,000.00
Human Resources	850.00	State Aid Revenues	18,404.07	Veteran & Senior Citizen Taxes	29,900.00
Elections	98,483.00	Federal Aid Revenues		Total Taxes for Rate Computation 2.29	2,318,388.77
General Administration (other)		State and Local Fiscal Assistance Act Utilized	13,107.40	Special District Taxes	
JUDICIARY		Sale of Acquired Property		Bank Corp. Taxes	1,044.28
Municipal Courts	31,900.00	Other Miscellaneous Revenues	174,075.48	Added and Omitted Taxes	59,391.19
PUBLIC SAFETY		Total	2,903,131.52	Total Taxes Levied - ABSTRACT	2,348,924.24
Fire Protection	35,000.00	Prior Years Surplus Appropriated	320,000.00	Total Taxes Billed	2,366,500.50
Police Protection	15,125.00	REVENUES TOTAL	3,223,131.52	1984 TAXES COLLECTED	2,191,406.64
Civil Defense & Disaster Control	800.00	Reserve For Uncollected Taxes	251,845.00	1984 Taxes Cancelled, Abated or Adjusted	20,769.80
Environmental Inspection & Control	17,976.00			Transfer to Tax Title Liens or Foreclosed	
Other Public Safety				Balance Outstanding Dec. 31, 1984	154,324.06
PUBLIC WORKS		CAPITAL OUTLAY TOTAL		PRIOR YEARS TAXES OUTSTANDING	
Streets and Drainage	241,999.00	Public Enterprises		Balance January 1, 1984	157,863.37
Sewers and Sewage Processing		Recreation—Culture		Collected in 1984	153,746.96
Garbage and Trash Disposal	3,000.00	Public Works		Cancelled, Abated or Adjusted 1984	4,116.41
Public Buildings and Grounds	16,466.00	Buildings and Grounds		Transfers to Tax Title Liens or Foreclosed	
Other Public Works		Library and Education		Balance December 31, 1984	
HEALTH and WELFARE		Conservation		TAX TITLE LIENS OUTSTANDING	
Health Services Except Environmental	17,656.00	All Other		Balance January 1, 1984	20,926.31
Welfare-Public Assistance	6,077.00			Transfer From Taxes	
Hospitals, Clinics, First Aid				Redeemed in 1984	20,926.31
Animal, Insect, & Rodent Control	7,100.00			Cancelled, Abated or Adjusted (1984)	
Other Welfare Services				Transfers to Foreclosed Property	
RECREATION and CONSERVATION				Balance December 31, 1984	
Beaches and Boardwalks				PROPERTY ACQUIRED BY DEED OR FORECLOSURE	
Parks, Playgrounds, Shade Trees	700.00			Balance January 1, 1984	159,300.00
Land Reclamation & Conservation	4,750.00			Transfers From Taxes or Liens	
Other Recreational Services				Sale for Cash (1984)	
EDUCATION (excluding schools)				Cancelled, Abated or Adjusted (1984)	117,200.00
Libraries	3,300.00			Balance December 31, 1984	42,100.00
Other Educational Services	1,000.00				
STATUTORY EXPENDITURES		EQUALIZED VALUATION BASIS		CURRENT FINANCES DECEMBER 31, 1984	
Pensions & F. I. C. A.	28,500.00	FOR NET DEBT COMPUTATION	93,979,346	ASSETS	
Employee Fringe Benefits	5,500.00	REAL PROPERTY VALUATIONS		Cash Dec. 31, 1984	645,174.87
Other Statutory Expenditures		Code Class # of Parcels % VAL'N ASSESSED VALUATION		Taxes Receivable	154,324.06
CETA And Other Public Employment Programs		1 Vacant Land 161 3.73	2,898,440.00	Tax Title Liens	
MUNICIPAL FUNCTIONS TOTAL	613,995.00	2 Residential 585 44.42	34,531,300.00	Foreclosed Property	42,100.00
CAPITAL IMPROVEMENTS *MEMO*		3 Farm 778 42.30	32,883,212.00	Emergencies & Other Deferred Charges	10,320.00
DEBT SERVICE		4a Commercial 56 7.49	5,826,000.00	State and Federal Aid Receivable	
Principal Payments		4b Industrial 15 1.78	1,386,000.00	Other Receivables	17,087.85
Interest Payments		4c Apartments 4 .29	221,900.00	Total	869,006.78
		Total 1599	77,746,852.00	LIABILITIES, RESERVES, AND SURPLUS	
DEFERRED CHARGES	5,160.00	Land Area 47.45 Sq. Miles		Cash Liabilities	108,080.45
SCHOOL, COUNTY, SPECIAL DISTRICT TAXES	2,217,488.77	Net Valuation Taxable-Municipal	81,110,268	Reserves for Receivables	213,511.91
RESERVE FOR UNCOLLECTED TAXES	251,845.00	Net Valuation Taxable-County	93,943,951	Surplus Dec. 31, 1984	547,414.42
EXPENDITURES TOTAL	3,088,488.77	State Equalized Valuation	99,394,607	Total	869,006.78
		State Equalization Ratio	80.96		

1714
Population 1980 3,139
Population 1984 3,243
S & P Rating
Moody Rating

General Tax Rate Per \$100. 3.25
State Equalized Tax Rate 2.04

UPPER PITTSBURGH TWP. - SALEM CO.
Form of Government:
Township Committee
Number of Members on Governing Body - 3

PER CAPITA:
Gross Debt
Net Debt
Debt Service
Total Tax Levy
Municipal Expenditures

416.91
188.49

PER CENT:
Gross Debt
Net Debt
Tax Levy Collected 85.71
Tax Levy Cancelled, Abated or Adjusted .32

EXPENDITURES		REVENUES-REALIZED		1984 PROPERTY TAX	
GENERAL GOVERNMENT				STATE EQUALIZED TAX RATE	
Governing Body & Public Boards		1984 Property Taxes Collected	1,156,697.38	Local District School Taxes	1.26 830,191.00
Municipal Clerk		1984 Payments in Lieu of Taxes		Regional & Consolidated School Tax	
Financial Administration	10,000.00	Delinquent Tax & Lien Collections	149,877.04	School Taxes in Municipal Budget	
Assessment of Taxes	7,700.00	Business Personalty Replacement Taxes	52,123.88	County Taxes	.78 515,227.76
Collection of Taxes	14,000.00	Taxes from Public Utilities	341,325.37	County Library Taxes	
Planning, Housing & Development	7,000.00	Other Miscellaneous Tax Revenues		Local Municipal Purpose Taxes	
Human Resources		State Aid Revenues	20,595.03	Veteran & Senior Citizen Taxes	27,600.00
Elections		Federal Aid Revenues		Total Taxes for Rate Computation	2.04 1,373,018.76
General Administration (other)	58,400.00	State and Local Fiscal Assistance Act Utilized	19,434.59	Special District Taxes	
JUDICIARY		Sale of Acquired Property		Bank Corp. Taxes	2,438.89
Municipal Courts	17,800.00	Other Miscellaneous Revenues	268,643.13	Added and Omitted Taxes	4,166.50
PUBLIC SAFETY		TOTAL	2,008,696.92	Total Taxes Levied - ABSTRACT	1,352,024.15
Fire Protection	31,500.00	Prior Years Surplus Appropriated	131,396.89	Total Taxes Billed	1,349,585.26
Police Protection	3,000.00	REVENUES	2,140,093.81	1984 TAXES COLLECTED	1,156,697.38
Civil Defense & Disaster Control	2,000.00	Reserve For Uncollected Taxes	143,000.00	1984 Taxes Cancelled, Abated or Adjusted	4,364.75
Environmental Inspection & Control	4,550.00			Transfer to Tax Title Liens or Foreclosed	354.50
Other Public Safety				Balance Outstanding Dec. 31, 1984	188,168.63
PUBLIC WORKS		CAPITAL OUTLAY	TOTAL	PRIOR YEARS TAXES OUTSTANDING	
Streets and Drainage	162,434.59	Public Enterprises		Balance January 1, 1984	166,784.99
Sewers and Sewage Processing		Recreation—Culture		Collected in 1984	149,702.05
Garbage and Trash Disposal	35,000.00	Public Works		Cancelled, Abated or Adjusted 1984	.30
Public Buildings and Grounds	19,050.00	Buildings and Grounds		Transfers to Tax Title Liens or Foreclosed	
Other Public Works		Library and Education		Balance December 31, 1984	17,082.64
HEALTH and WELFARE		Conservation		TAX TITLE LIENS OUTSTANDING	
Health Services Except Environmental	2,000.00	All Other		Balance January 1, 1984	2,611.34
Welfare-Public Assistance	11,125.00			Transfer From Taxes	354.50
Hospitals, Clinics, First Aid	5,600.00			Redeemed in 1984	174.99
Animal, Insect, & Rodent Control	17,800.00			Cancelled, Abated or Adjusted (1984)	
Other Welfare Services				Transfers to Foreclosed Property	
RECREATION and CONSERVATION				Balance December 31, 1984	2,790.85
Beaches and Boardwalks				PROPERTY ACQUIRED BY DEED OR	
Parks, Playgrounds, Shade Trees				FORECLOSURE	
Land Reclamation & Conservation				Balance January 1, 1984	650.00
Other Recreational Services				Transfers From Taxes or Liens	
EDUCATION (excluding schools)				Sale for Cash (1984)	
Libraries				Cancelled, Abated or Adjusted (1984)	
Other Educational Services	45,000.00			Balance December 31, 1984	650.00
STATUTORY EXPENDITURES				CURRENT FINANCES DECEMBER 31, 1984	
Pensions & F. I. C. A.	13,000.00			ASSETS	
Employee Fringe Benefits				Cash Dec. 31, 1984	2,062,718.67
Other Statutory Expenditures	1,300.00			Taxes Receivable	205,251.27
CETA And Other Public Employment Programs				Tax Title Liens	2,790.85
MUNICIPAL FUNCTIONS				Foreclosed Property	650.00
CAPITAL IMPROVEMENTS				Emergencies & Other Deferred Charges	
DEBT SERVICE				State and Federal Aid Receivable	
Principal Payments				Other Receivables	
Interest Payments				Total	2,271,410.79
DEFERRED CHARGES				LIABILITIES, RESERVES, AND SURPLUS	
SCHOOL, COUNTY, SPECIAL DISTRICT TAXES	1,345,418.76			Cash Liabilities	121,011.53
RESERVE FOR UNCOLLECTED TAXES	143,000.00			Reserves for Receivables	204,525.62
EXPENDITURES				Surplus Dec. 31, 1984	1,945,873.64
TOTAL	1,956,678.35			Total	2,271,410.79

0263

Population 1980 7,958
 Population 1984 8,011
 S & P Rating
 Moody Rating

General Tax Rate Per \$100.

3.03

State Equalized Tax Rate

1.81

UPPER SADDLE RIVER – BERGEN COUNTY
Form of Government:
Borough Council
Number of Members on Governing Body – 6

PER CAPITA:

Gross Debt 221.34
 Net Debt 48.71
 Debt Service 8.78
 Total Tax Levy 1,240.56
 Municipal Expenditures 315.54

PER CENT:

Gross Debt .36
 Net Debt .08
 Tax Levy Collected 96.62
 Tax Levy Cancelled, Abated or Adjusted .07

EXPENDITURES		REVENUES-REALIZED		1984 PROPERTY TAX	
GENERAL GOVERNMENT				STATE EQUALIZED TAX RATE →	
Governing Body & Public Boards		1984 Property Taxes Collected	9,613,628.80	Local District School Taxes .69	3,746,116.07
Municipal Clerk		1984 Payments in Lieu of Taxes		Regional & Consolidated School Tax .61	3,333,812.22
Financial Administration	8,500.00	Delinquent Tax & Lien Collections	357,842.30	School Taxes in Municipal Budget	
Assessment of Taxes	17,046.00	Business Personalty Replacement Taxes	92,976.08	County Taxes .35	1,905,063.68
Collection of Taxes	39,584.00	Taxes from Public Utilities	824,728.00	County Library Taxes	
Planning, Housing & Development	10,696.00	Other Miscellaneous Tax Revenues	3,575.00	Local Municipal Purpose Taxes .16	845,236.89
Human Resources		State Aid Revenues	66,856.96	Veteran & Senior Citizen Taxes	41,050.00
Elections		Federal Aid Revenues		Total Taxes for Rate Computation 1.81	9,871,278.86
General Administration (other)	273,333.00	State and Local Fiscal Assistance Act Utilized	31,229.00	Special District Taxes	
JUDICIARY		Sale of Acquired Property		Bank Corp. Taxes	1,175.00
Municipal Courts	22,685.00	Other Miscellaneous Revenues	283,170.69	Added and Omitted Taxes	106,750.21
PUBLIC SAFETY		Total	11,274,006.83	Total Taxes Levied - ABSTRACT	9,938,154.07
Fire Protection	34,685.00	Prior Years Surplus Appropriated	181,000.00	Total Taxes Billed	9,949,863.32
Police Protection	620,274.00	REVENUES TOTAL	11,455,006.83	1984 TAXES COLLECTED	9,613,628.80
Civil Defense & Disaster Control	757.00	Reserve For Uncollected Taxes	479,370.01	1984 Taxes Cancelled, Abated or Adjusted	7,256.64
Environmental Inspection & Control	57,320.00	CAPITAL OUTLAY TOTAL	42,394.93	Transfer to Tax Title Liens or Foreclosed	57.57
Other Public Safety				Balance Outstanding Dec. 31, 1984	328,920.13
PUBLIC WORKS				PRIOR YEARS TAXES OUTSTANDING	
Streets and Drainage	173,559.00	Public Enterprises		Balance January 1, 1984	355,683.63
Sewers and Sewage Processing		Recreation—Culture		Collected in 1984	355,259.12
Garbage and Trash Disposal	321,505.62	Public Works	25,272.54	Cancelled, Abated or Adjusted 1984	424.51
Public Buildings and Grounds	20,780.00	Buildings and Grounds	17,122.39	Transfers to Tax Title Liens or Foreclosed	
Other Public Works	30,000.00	Library and Education		Balance December 31, 1984	
HEALTH and WELFARE		Conservation		TAX TITLE LIENS OUTSTANDING	
Health Services Except Environmental	19,709.00	All Other		Balance January 1, 1984	3,155.27
Welfare-Public Assistance	3,085.00	CAPITAL DEBT AUTHORIZED, DECEMBER 31, 1984		Transfer From Taxes	57.57
Hospitals, Clinics, First Aid	6,000.00	ISSUED AND UNISSUED		Redeemed in 1984	2,583.18
Animal, Insect, & Rodent Control		School	1,380,916	Cancelled, Abated or Adjusted (1984)	
Other Welfare Services		Self-liquidating		Transfers to Foreclosed Property	
RECREATION and CONSERVATION		Other	392,226	Balance December 31, 1984	629.66
Beaches and Boardwalks		Total	1,773,142	PROPERTY ACQUIRED BY DEED OR FORECLOSURE	
Parks, Playgrounds, Shade Trees	27,356.00	ISSUED AND OUTSTANDING		Balance January 1, 1984	
Land Reclamation & Conservation		School	1,380,916.64	Transfers From Taxes or Liens	
Other Recreational Services	1,800.00	Self-Liquidating		Sale for Cash (1984)	
EDUCATION (excluding schools)		Other	305,226.00	Cancelled, Abated or Adjusted (1984)	
Libraries	107,000.00	Total	1,686,142.64	Balance December 31, 1984	
Other Educational Services		EQUALIZED VALUATION BASIS FOR NET DEBT COMPUTATION	492,897,833	CURRENT FINANCES DECEMBER 31, 1984	
STATUTORY EXPENDITURES		REAL PROPERTY VALUATIONS		ASSETS	
Pensions & F. I. C. A.	159,959.28	Code Class # of Parcels % VAL'N		Cash Dec. 31, 1984	929,699.76
Employee Fringe Benefits		1 Vacant Land 146 2.11		Taxes Receivable	328,920.13
Other Statutory Expenditures	100.00	2 Residential 2,294 91.64		Tax Title Liens	629.66
CETA And Other Public Employment Programs		3 Farm 15 .15		Foreclosed Property	
MUNICIPAL FUNCTIONS TOTAL	1,955,733.90	4a Commercial 66 5.41		Emergencies & Other Deferred Charges	7,200.00
CAPITAL IMPROVEMENTS *MEMO*	30,000.00	4b Industrial 4 .68		State and Federal Aid Receivable	
DEBT SERVICE		4c Apartments		Other Receivables	10,837.35
Principal Payments	50,000.00	Total 2525	322,643,350.00	Total	1,277,286.90
Interest Payments	20,303.79	Land Area 5.10 Sq. Miles		LIABILITIES, RESERVES, AND SURPLUS	
DEFERRED CHARGES	22,400.00	Net Valuation Taxable-Municipal	324,855,218	Cash Liabilities	253,251.09
SCHOOL, COUNTY, SPECIAL DISTRICT TAXES	8,984,991.97	Net Valuation Taxable-County	503,956,834	Reserves for Receivables	340,387.14
RESERVE FOR UNCOLLECTED TAXES	479,370.01	State Equalized Valuation	541,478,707	Surplus Dec. 31, 1984	683,648.67
EXPENDITURES TOTAL	11,512,799.67	State Equalization Ratio	59.83	Total	1,277,286.90

0122
 Population 1980 **11,704**
 Population 1984 **12,003**
 S & P Rating **BBB+**
 Moody Rating **AAA**

General Tax Rate Per \$100. **2.20**
 State Equalized Tax Rate **1.45**

VENTNOR CITY CITY - ATLANTIC CO.
Form of Government:
Commission (1911)
Number of Members on Governing Body - 3

PER CAPITA:
 Gross Debt **972.85**
 Net Debt **455.03**
 Debt Service **89.32**
 Total Tax Levy **762.83**
 Municipal Expenditures **513.41**

PER CENT:
 Gross Debt **1.95**
 Net Debt **.91**
 Tax Levy Collected **96.04**
 Tax Levy Cancelled, Abated or Adjusted **.08**

EXPENDITURES		REVENUES-REALIZED		1984 PROPERTY TAX	
GENERAL GOVERNMENT				STATE EQUALIZED TAX RATE → .40	
Governing Body & Public Boards		1984 Property Taxes Collected	8,779,190.76	Local District School Taxes	2,498,841.50
Municipal Clerk	63,245.02	1984 Payments in Lieu of Taxes		Regional & Consolidated School Tax	
Financial Administration	55,674.20	Delinquent Tax & Lien Collections	399,198.67	School Taxes in Municipal Budget	.06
Assessment of Taxes	25,907.79	Business Personalty Replacement Taxes	65,844.92	County Taxes	.45 *
Collection of Taxes	38,925.69	Taxes from Public Utilities	559,378.00	County Library Taxes	.03
Planning, Housing & Development	9,619.24	Other Miscellaneous Tax Revenues		Local Municipal Purpose Taxes	.50
Human Resources		State Aid Revenues	89,877.14	Veteran & Senior Citizen Taxes	
Elections	11,590.00	Federal Aid Revenues	9,813.00	Total Taxes for Rate Computation	1.44
General Administration (other)	624,585.65	State and Local Fiscal Assistance Act Utilized	67,438.00	Special District Taxes	
JUDICIARY		Sale of Acquired Property		Bank Corp. Taxes	16,993.60
Municipal Courts	79,102.00	Other Miscellaneous Revenues	1,263,552.77	Added and Omitted Taxes	14,836.38
PUBLIC SAFETY		Total	11,234,293.26	Total Taxes Levied - ABSTRACT	9,156,294.99
Fire Protection	849,134.11	Prior Years Surplus Appropriated	400,000.00	Total Taxes Billed	9,141,294.88
Police Protection	922,846.75	REVENUES TOTAL	11,634,293.26	1984 TAXES COLLECTED	8,779,190.76
Civil Defense & Disaster Control	498.96	Reserve For Uncollected Taxes	476,527.19	1984 Taxes Cancelled, Abated or Adjusted	6,870.06
Environmental Inspection & Control	68,483.21	CAPITAL OUTLAY TOTAL	3,362,129.77	Transfer to Tax Title Liens or Foreclosed	5,278.17
Other Public Safety		Public Enterprises	411,044.47	Balance Outstanding Dec. 31, 1984	349,955.89
PUBLIC WORKS		Recreation—Culture	74,738.54	PRIOR YEARS TAXES OUTSTANDING	
Streets and Drainage	173,362.99	Public Works	186,187.86	Balance January 1, 1984	393,492.32
Sewers and Sewage Processing	340,605.00	Buildings and Grounds	277,858.90	Collected in 1984	391,124.87
Garbage and Trash Disposal	66,945.89	Library and Education	2,412,300.00	Cancelled, Abated or Adjusted 1984	1,022.39
Public Buildings and Grounds	217,240.00	Conservation		Transfers to Tax Title Liens or Foreclosed	
Other Public Works		All Other		Balance December 31, 1984	1,345.06
HEALTH and WELFARE		CAPITAL DEBT AUTHORIZED, DECEMBER 31, 1984		TAX TITLE LIENS OUTSTANDING	
Health Services Except Environmental	2,564.30	ISSUED AND UNISSUED		Balance January 1, 1984	22,568.69
Welfare-Public Assistance	15,783.25	School	5,187,000	Transfer From Taxes	6,755.97
Hospitals, Clinics, First Aid		Self-liquidating	1,028,400	Redeemed in 1984	8,073.80
Animal, Insect, & Rodent Control	3,420.00	Other	5,461,700	Cancelled, Abated or Adjusted (1984)	
Other Welfare Services		Total	11,677,100	Transfers to Foreclosed Property	
RECREATION and CONSERVATION		ISSUED AND OUTSTANDING		Balance December 31, 1984	21,250.86
Beaches and Boardwalks	276,470.48	School	5,187,000.00	PROPERTY ACQUIRED BY DEED OR FORECLOSURE	
Parks, Playgrounds, Shade Trees	36,692.62	Self-Liquidating	971,400.00	Balance January 1, 1984	136,760.00
Land Reclamation & Conservation		Other	5,448,000.00	Transfers From Taxes or Liens	
Other Recreational Services	95,488.22	Total	11,606,400.00	Sale for Cash (1984)	
EDUCATION (excluding schools)		EQUALIZED VALUATION BASIS FOR NET DEBT COMPUTATION	598,670,968	Cancelled, Abated or Adjusted (1984)	
Libraries		REAL PROPERTY VALUATIONS		Balance December 31, 1984	136,760.00
Other Educational Services		Code Class # of Parcels % VAL'N	ASSESSED VALUATION	CURRENT FINANCES DECEMBER 31, 1984	
STATUTORY EXPENDITURES		1 Vacant Land 354 1.73	7,096,100.00	ASSETS	
Pensions & F. I. C. A.	436,081.82	2 Residential 5438 88.42	362,906,500.00	Cash Dec. 31, 1984	1,576,682.79
Employee Fringe Benefits	199,510.71	3 Farm		Taxes Receivable	349,955.89
Other Statutory Expenditures		4a Commercial 147 6.42	26,328,900.00	Tax Title Liens	21,250.86
CETA And Other Public Employment Programs		4b Industrial 2 .26	1,068,500.00	Foreclosed Property	136,760.00
MUNICIPAL FUNCTIONS	4,613,777.90	4c Apartments 36 3.17	13,024,300.00	Emergencies & Other Deferred Charges	120,402.00
CAPITAL IMPROVEMENTS *MEMO*	30,000.00	Total 5977	410,424,300.00	State and Federal Aid Receivable	
DEBT SERVICE		Land Area 2.10 Sq. Miles		Other Receivables	110,836.63
Principal Payments	445,000.00	Net Valuation Taxable-Municipal	414,462,222	Total	2,315,888.17
Interest Payments	627,080.99	Net Valuation Taxable-County	607,646,437	LIABILITIES, RESERVES, AND SURPLUS	
TYPE I SCHL DEBT *MEMO	402,405.00	State Equalized Valuation	628,542,335	Cash Liabilities	921,109.49
DEFERRED CHARGES	20.00	State Equalization Ratio	65.72	Reserves for Receivables	618,803.38
SCHOOL, COUNTY, SPECIAL DISTRICT TAXES	5,944,487.34			Surplus Dec. 31, 1984	775,975.30
RESERVE FOR UNCOLLECTED TAXES	476,527.19			Total	2,315,888.17
EXPENDITURES TOTAL	12,106,893.42				

1984/3000

* ABOVE DEBT SERVICE INCLUDES TYPE I SCHOOL DEBT

*Includes County Health Service Taxes or County Vocational School Taxes. See Table 13.

1922
Population 1980 16,302
Population 1984 17,497
S & P Rating
Moody Rating

General Tax Rate Per \$100. 2.34
State Equalized Tax Rate 2.35

VERNON TOWNSHIP – SUSSEX COUNTY
Form of Government:
Township Committee
Number of Members on Governing Body – 5

PER CAPITA:
Gross Debt 975.72
Net Debt 39.96
Debt Service 1.29
Total Tax Levy 770.55
Municipal Expenditures 277.69
PER CENT:
Gross Debt 3.33
Net Debt .14
Tax Levy Collected 93.83
Tax Levy Cancelled, Abated or Adjusted .98

EXPENDITURES		REVENUES-REALIZED		1984 PROPERTY TAX	
GENERAL GOVERNMENT				STATE EQUALIZED TAX RATE → 1.57	
Governing Body & Public Boards		1984 Property Taxes Collected	12,693,805.29	Local District School Taxes	8,925,811.44
Municipal Clerk		1984 Payments in Lieu of Taxes		Regional & Consolidated School Tax	
Financial Administration	93,239.00	Delinquent Tax & Lien Collections	633,416.30	School Taxes in Municipal Budget	
Assessment of Taxes	68,877.00	Business Personalty Replacement Taxes	112,513.64	County Taxes	* 2,992,440.22
Collection of Taxes	84,697.00	Taxes from Public Utilities	1,064,917.00	County Library Taxes	.03 178,796.66
Planning, Housing & Development	93,915.00	Other Miscellaneous Tax Revenues		Local Municipal Purpose Taxes	.21 1,180,400.00
Human Resources	1,500.00	State Aid Revenues	81,640.64	Veteran & Senior Citizen Taxes	127,350.00
Elections	3,810.00	Federal Aid Revenues		Total Taxes for Rate Computation	2.34 13,404,798.32
General Administration (other)	406,897.00	State and Local Fiscal Assistance Act Utilized	152,013.04	Special District Taxes	
JUDICIARY		Sale of Acquired Property	22,510.00	Bank Corp. Taxes	9,008.01
Municipal Courts	42,970.00	Other Miscellaneous Revenues	774,810.96	Added and Omitted Taxes	195,887.88
PUBLIC SAFETY		Total	15,535,626.87	Total Taxes Levied - ABSTRACT	13,482,344.21
Fire Protection	73,800.00	Prior Years Surplus Appropriated	1,000,000.00	Total Taxes Billed	13,528,621.81
Police Protection	718,386.04	REVENUES TOTAL	16,535,626.87	1984 TAXES COLLECTED	12,693,805.29
Civil Defense & Disaster Control	700.00	Reserve For Uncollected Taxes	1,163,003.37	1984 Taxes Cancelled, Abated or Adjusted	131,998.30
Environmental Inspection & Control	38,027.00	CAPITAL OUTLAY TOTAL	348,879.50	Transfer to Tax Title Liens or Foreclosed	84,670.77
Other Public Safety				Balance Outstanding Dec. 31, 1984	618,147.45
PUBLIC WORKS				PRIOR YEARS TAXES OUTSTANDING	
Streets and Drainage	997,641.00	Public Enterprises		Balance January 1, 1984	629,199.47
Sewers and Sewage Processing		Recreation—Culture	18,332.67	Collected in 1984	602,828.00
Garbage and Trash Disposal	750.00	Public Works	285,242.03	Cancelled, Abated or Adjusted 1984	2,267.88
Public Buildings and Grounds	116,496.00	Buildings and Grounds	45,304.80	Transfers to Tax Title Liens or Foreclosed	17,022.73
Other Public Works	62,920.00	Library and Education		Balance December 31, 1984	7,080.86
HEALTH and WELFARE		Conservation		TAX TITLE LIENS OUTSTANDING	
Health Services Except Environmental	90,682.00	All Other		Balance January 1, 1984	206,509.53
Welfare-Public Assistance	11,200.00	CAPITAL DEBT AUTHORIZED, DECEMBER 31, 1984		Transfer From Taxes	104,577.31
Hospitals, Clinics, First Aid		ISSUED AND UNISSUED		Redeemed in 1984	30,588.30
Animal, Insect, & Rodent Control	35,755.00	School	16,373,000	Cancelled, Abated or Adjusted (1984)	
Other Welfare Services		Self-liquidating		Transfers to Foreclosed Property	
RECREATION and CONSERVATION		Other	699,250	Balance December 31, 1984	280,498.54
Beaches and Boardwalks		Total	17,072,250	PROPERTY ACQUIRED BY DEED OR FORECLOSURE	
Parks, Playgrounds, Shade Trees				Balance January 1, 1984	156,000.00
Land Reclamation & Conservation				Transfers From Taxes or Liens	
Other Recreational Services	61,262.00			Sale for Cash (1984)	10,010.00
EDUCATION (excluding schools)				Cancelled, Abated or Adjusted (1984)	24,690.00
Libraries				Balance December 31, 1984	121,300.00
Other Educational Services				CURRENT FINANCES DECEMBER 31, 1984	
STATUTORY EXPENDITURES				ASSETS	
Pensions & F. I. C. A.	223,345.00			Cash Dec. 31, 1984	2,314,129.22
Employee Fringe Benefits	123,900.00			Taxes Receivable	625,228.31
Other Statutory Expenditures	26,000.00			Tax Title Liens	280,498.54
CETA And Other Public Employment Programs				Foreclosed Property	121,300.00
MUNICIPAL FUNCTIONS TOTAL	3,376,763.04			Emergencies & Other Deferred Charges	208,598.00
CAPITAL IMPROVEMENTS *MEMO*				State and Federal Aid Receivable	50,746.93
DEBT SERVICE				Other Receivables	79,163.42
Principal Payments				Total	3,679,664.42
Interest Payments	22,610.00			LIABILITIES, RESERVES, AND SURPLUS	
DEFERRED CHARGES	296,292.00			Cash Liabilities	730,340.27
SCHOOL, COUNTY, SPECIAL DISTRICT TAXES	12,097,048.32			Reserves for Receivables	1,106,190.27
RESERVE FOR UNCOLLECTED TAXES	1,163,003.37			Surplus Dec. 31, 1984	1,843,133.88
EXPENDITURES TOTAL	16,955,716.73			Total	3,679,664.42
		REAL PROPERTY VALUATIONS			
		Code Class # of Parcels % VAL'N	ASSESSED VALUATION		
		1 Vacant Land 4826 13.01	73,227,590.00		
		2 Residential 6506 70.86	398,912,550.00		
		3 Farm 335 2.08	11,709,820.00		
		4a Commercial 170 13.70	77,119,800.00		
		4b Industrial 8 .27	1,526,200.00		
		4c Apartments 3 .09	488,000.00		
		Total 11848	562,983,960.00		
		Land Area 67.25 Sq. Miles			
		Net Valuation Taxable-Municipal	569,774,954		
		Net Valuation Taxable-County	527,000,600		
		State Equalized Valuation	566,863,420		
		State Equalization Ratio	100.52		

0720
Population 1980 14,166
Population 1984 13,981
S & P Rating
Moody Rating AAA

General Tax Rate Per \$100. 3.03
State Equalized Tax Rate 3.09

VERONA TOWNSHIP - ESSEX COUNTY
Form of Government:
Borough Council
Number of Members on Governing Body - 6

PER CAPITA:
Gross Debt 564.21
Net Debt 306.12
Debt Service 34.24
Total Tax Levy 1,130.94
Municipal Expenditures 386.00

PER CENT:
Gross Debt 1.72
Net Debt .93
Tax Levy Collected 95.94
Tax Levy Cancelled, Abated or Adjusted 1.34

EXPENDITURES		REVENUES-REALIZED		1984 PROPERTY TAX	
GENERAL GOVERNMENT				STATE EQUALIZED TAX RATE	
Governing Body & Public Boards		1984 Property Taxes Collected	15,167,129.06	Local District School Taxes	1.39 7,118,766.00
Municipal Clerk		1984 Payments in Lieu of Taxes	74,148.00	Regional & Consolidated School Tax	
Financial Administration	14,940.00	Delinquent Tax & Lien Collections	157,389.84	School Taxes in Municipal Budget	
Assessment of Taxes	38,471.00	Business Personalty Replacement Taxes	174,455.08	County Taxes	1.03 5,236,038.77
Collection of Taxes	115,541.00	Taxes from Public Utilities	762,326.00	County Library Taxes	
Planning, Housing & Development	2,820.00	Other Miscellaneous Tax Revenues		Local Municipal Purpose Taxes	.67 3,406,691.53
Human Resources		State Aid Revenues	246,871.56	Veteran & Senior Citizen Taxes	125,100.00
Elections	3,625.00	Federal Aid Revenues		Total Taxes for Rate Computation	3.09 15,886,596.30
General Administration (other)	409,364.17	State and Local Fiscal Assistance Act Utilized	91,318.00	Special District Taxes	
JUDICIARY		Sale of Acquired Property		Bank Corp. Taxes	24,651.79
Municipal Courts	70,390.00	Other Miscellaneous Revenues	722,135.25	Added and Omitted Taxes	25,576.03
PUBLIC SAFETY		Total	17,395,772.79	Total Taxes Levied - ABSTRACT	15,811,724.12
Fire Protection	172,502.00	Prior Years Surplus Appropriated	100,000.00	Total Taxes Billed	15,808,336.99
Police Protection	1,136,871.00	REVENUES TOTAL	17,495,772.79	1984 TAXES COLLECTED	15,167,129.06
Civil Defense & Disaster Control	425.00	Reserve For Uncollected Taxes	753,863.05	1984 Taxes Cancelled, Abated or Adjusted	212,006.59
Environmental Inspection & Control	54,487.00	CAPITAL OUTLAY TOTAL	1,072,249.88	Transfer to Tax Title Liens or Foreclosed	1,911.93
Other Public Safety				Balance Outstanding Dec. 31, 1984	427,289.41
PUBLIC WORKS				PRIOR YEARS TAXES OUTSTANDING	
Streets and Drainage	318,659.00	Public Enterprises	408,980.95	Balance January 1, 1984	157,419.01
Sewers and Sewage Processing	184,794.00	Recreation—Culture		Collected in 1984	157,389.84
Garbage and Trash Disposal	451,950.00	Public Works	225,448.79	Cancelled, Abated or Adjusted 1984	
Public Buildings and Grounds	43,815.00	Buildings and Grounds	437,820.14	Transfers to Tax Title Liens or Foreclosed	29.17
Other Public Works		Library and Education		Balance December 31, 1984	
HEALTH and WELFARE		Conservation		TAX TITLE LIENS OUTSTANDING	
Health Services Except Environmental	209,159.59	All Other		Balance January 1, 1984	12,331.78
Welfare-Public Assistance	6,484.00			Transfer From Taxes	1,911.93
Hospitals, Clinics, First Aid				Redeemed in 1984	
Animal, Insect, & Rodent Control				Cancelled, Abated or Adjusted (1984)	
Other Welfare Services				Transfers to Foreclosed Property	
RECREATION and CONSERVATION				Balance December 31, 1984	14,243.71
Beaches and Boardwalks				PROPERTY ACQUIRED BY DEED OR FORECLOSURE	
Parks, Playgrounds, Shade Trees	13,000.00			Balance January 1, 1984	287,350.00
Land Reclamation & Conservation				Transfers From Taxes or Liens	
Other Recreational Services	183,466.00			Sale for Cash (1984)	
EDUCATION (excluding schools)				Cancelled, Abated or Adjusted (1984)	
Libraries	177,372.00			Balance December 31, 1984	287,350.00
Other Educational Services				CURRENT FINANCES DECEMBER 31, 1984	
STATUTORY EXPENDITURES				ASSETS	
Pensions & F. I. C. A.	342,460.49			Cash Dec. 31, 1984	1,125,274.31
Employee Fringe Benefits	142,427.00			Taxes Receivable	427,289.41
Other Statutory Expenditures	5,000.00			Tax Title Liens	14,243.71
CETA And Other Public Employment Programs				Foreclosed Property	287,350.00
MUNICIPAL FUNCTIONS TOTAL	4,098,023.25			Emergencies & Other Deferred Charges	123,000.00
CAPITAL IMPROVEMENTS *MEMO*	35,300.00			State and Federal Aid Receivable	
DEBT SERVICE				Other Receivables	9,989.02
Principal Payments	205,000.00			Total	1,987,146.45
Interest Payments	273,735.50			LIABILITIES, RESERVES, AND SURPLUS	
DEFERRED CHARGES	66,034.52			Cash Liabilities	687,250.94
SCHOOL, COUNTY, SPECIAL DISTRICT TAXES	12,354,804.77			Reserves for Receivables	738,872.14
RESERVE FOR UNCOLLECTED TAXES	753,863.05			Surplus Dec. 31, 1984	561,023.37
EXPENDITURES TOTAL	17,751,461.09			Total	1,987,146.45

1437
 Population 1980 **1,043**
 Population 1984 **1,197**
 S & P Rating
 Moody Rating
 General Tax Rate Per \$100. **3.18**
 State Equalized Tax Rate **2.54**

VICTORY GARDENS BORO. - MORRIS CO.
Form of Government:
Borough Council
Number of Members on Governing Body - 6

PER CAPITA:
 Gross Debt
 Net Debt
 Debt Service
 Total Tax Levy **364.99**
 Municipal Expenditures **196.01**
 PER CENT:
 Gross Debt
 Net Debt
 Tax Levy Collected **96.20**
 Tax Levy Cancelled, Abated or Adjusted

EXPENDITURES		REVENUES-REALIZED		1984 PROPERTY TAX	
GENERAL GOVERNMENT				STATE EQUALIZED TAX RATE 1.70	
Governing Body & Public Boards		1984 Property Taxes Collected	417,514.10	Local District School Taxes	290,386.50
Municipal Clerk		1984 Payments in Lieu of Taxes		Regional & Consolidated School Tax	
Financial Administration	10,250.00	Delinquent Tax & Lien Collections	6,531.38	School Taxes in Municipal Budget	
Assessment of Taxes	1,000.00	Business Personalty Replacement Taxes	4,352.20	County Taxes	57,412.29
Collection of Taxes	2,750.00	Taxes from Public Utilities	21,852.00	County Library Taxes	2,199.51
Planning, Housing & Development		Other Miscellaneous Tax Revenues		Local Municipal Purpose Taxes	83,857.14
Human Resources		State Aid Revenues	33,386.39	Veteran & Senior Citizen Taxes	6,200.00
Elections	600.00	Federal Aid Revenues		Total Taxes for Rate Computation	440,055.44
General Administration (other)	52,800.00	State and Local Fiscal Assistance Act Utilized	21,444.00	Special District Taxes	
JUDICIARY		Sale of Acquired Property		Bank Corp. Taxes	3,032.14
Municipal Courts	6,650.00	Other Miscellaneous Revenues	82,169.29	Added and Omitted Taxes	
PUBLIC SAFETY		Total	587,249.36	Total Taxes Levied - ABSTRACT	436,887.58
Fire Protection	8,400.00	Prior Years Surplus Appropriated	92,221.00	Total Taxes Billed	434,019.79
Police Protection	1,500.00	REVENUES TOTAL	679,470.36	1984 TAXES COLLECTED	417,514.10
Civil Defense & Disaster Control	50.00	Reserve For Uncollected Taxes	25,928.58	1984 Taxes Cancelled, Abated or Adjusted	
Environmental Inspection & Control	2,320.00	CAPITAL OUTLAY TOTAL	164.93	Transfer to Tax Title Liens or Foreclosed	3,181.76
Other Public Safety				Balance Outstanding Dec. 31, 1984	13,323.93
PUBLIC WORKS				PRIOR YEARS TAXES OUTSTANDING	
Streets and Drainage	27,300.00	Public Enterprises		Balance January 1, 1984	7,344.34
Sewers and Sewage Processing	23,195.00	Recreation—Culture		Collected in 1984	6,531.38
Garbage and Trash Disposal	29,000.00	Public Works	164.93	Cancelled, Abated or Adjusted 1984	
Public Buildings and Grounds	18,800.00	Buildings and Grounds		Transfers to Tax Title Liens or Foreclosed	812.96
Other Public Works		Library and Education		Balance December 31, 1984	
HEALTH and WELFARE		Conservation		TAX TITLE LIENS OUTSTANDING	
Health Services Except Environmental	8,134.00	All Other		Balance January 1, 1984	3,751.14
Welfare-Public Assistance	1,900.00	CAPITAL DEBT AUTHORIZED, DECEMBER 31, 1984		Transfer From Taxes	4,088.56
Hospitals, Clinics, First Aid		ISSUED AND UNISSUED GROSS DEBT NET DEBT		Redeemed in 1984	
Animal, Insect, & Rodent Control	2,800.00	School		Cancelled, Abated or Adjusted (1984)	
Other Welfare Services		Self-Liquidating		Transfers to Foreclosed Property	
RECREATION and CONSERVATION		Other		Balance December 31, 1984	7,839.70
Beaches and Boardwalks		Total		PROPERTY ACQUIRED BY DEED OR FORECLOSURE	
Parks, Playgrounds, Shade Trees		ISSUED AND OUTSTANDING		Balance January 1, 1984	
Land Reclamation & Conservation		School		Transfers From Taxes or Liens	
Other Recreational Services	2,200.00	Self-Liquidating		Sale for Cash (1984)	
EDUCATION (excluding schools)		Other		Cancelled, Abated or Adjusted (1984)	
Libraries		Total		Balance December 31, 1984	
Other Educational Services		EQUALIZED VALUATION BASIS		CURRENT FINANCES DECEMBER 31, 1984	
STATUTORY EXPENDITURES		FOR NET DEBT COMPUTATION	15,989,967	ASSETS	
Pensions & F. I. C. A.	5,000.00	REAL PROPERTY VALUATIONS		Cash Dec. 31, 1984	388,784.11
Employee Fringe Benefits		Code Class # of Parcels % VAL'N		Taxes Receivable	13,323.93
Other Statutory Expenditures	1,000.00	1 Vacant Land 3 .60	82,200.00	Tax Title Liens	7,839.70
CETA And Other Public Employment Programs		2 Residential 200 55.79	7,581,900.00	Foreclosed Property	
MUNICIPAL FUNCTIONS		3 Farm		Emergencies & Other Deferred Charges	754.83
CAPITAL IMPROVEMENTS *MEMO*	10,000.00	4a Commercial 6 10.50	1,427,400.00	State and Federal Aid Receivable	9,256.41
DEBT SERVICE		4b Industrial 1 2.05	278,600.00	Other Receivables	25,090.56
Principal Payments		4c Apartments 2 31.05	4,219,200.00	Total	445,049.54
Interest Payments		Total 212	13,589,300.00	LIABILITIES, RESERVES, AND SURPLUS	
DEFERRED CHARGES	3,051.31	Land Area .20 Sq. Miles		Cash Liabilities	143,119.47
SCHOOL, COUNTY, SPECIAL DISTRICT TAXES	349,998.30	Net Valuation Taxable-Municipal	13,648,421	Reserves for Receivables	46,254.19
RESERVE FOR UNCOLLECTED TAXES	25,928.58	Net Valuation Taxable-County	16,688,175	Surplus Dec. 31, 1984	255,675.88
EXPENDITURES TOTAL	584,627.19	State Equalized Valuation	17,079,787	Total	445,049.54
		State Equalization Ratio	79.84		

0614
Population 1980 53,753
Population 1984 53,370
S & P Rating AA
Moody Rating A

General Tax Rate Per \$100. 3.86
State Equalized Tax Rate 2.92

VINELAND CITY – CUMBERLAND COUNTY
Form of Government:
Mayor-Council Plan A (OMCL 50)
Number of Members on Governing Body – 5

PER CAPITA:
Gross Debt 741.05
Net Debt 81.93
Debt Service 50.54
Total Tax Levy 490.81
Municipal Expenditures 321.19
PER CENT:
Gross Debt 4.79
Net Debt .53
Tax Levy Collected 95.10
Tax Levy Cancelled, Abated or Adjusted .18

EXPENDITURES		REVENUES-REALIZED		1984 PROPERTY TAX	
GENERAL GOVERNMENT				STATE EQUALIZED TAX RATE 2.92	
Governing Body & Public Boards		1984 Property Taxes Collected	24,875,721.87	Local District School Taxes	10,981,855.00
Municipal Clerk		1984 Payments in Lieu of Taxes	52,000.00	Regional & Consolidated School Tax	
Financial Administration	271,600.00	Delinquent Tax & Lien Collections	1,050,831.90	School Taxes in Municipal Budget	589,980.53
Assessment of Taxes	147,700.00	Business Personalty Replacement Taxes	867,622.92	County Taxes	9,711,356.19
Collection of Taxes	139,300.00	Taxes from Public Utilities	2,446,053.00	County Library Taxes	
Planning, Housing & Development	94,600.00	Other Miscellaneous Tax Revenues	2,169.61	Local Municipal Purpose Taxes	4,352,133.46
Human Resources	818,178.00	State Aid Revenues	3,075,833.40	Veteran & Senior Citizen Taxes	582,500.00
Elections	69,700.00	Federal Aid Revenues	239,200.00	Total Taxes for Rate Computation	26,217,825.18
General Administration (other)	1,836,950.00	State and Local Fiscal Assistance Act Utilized	599,464.18	Special District Taxes	372,112.78
JUDICIARY		Sale of Acquired Property	15,400.00	Bank Corp. Taxes	39,195.97
Municipal Courts	196,700.00	Other Miscellaneous Revenues,	3,308,658.64	Added and Omitted Taxes	147,820.33
PUBLIC SAFETY		Total	36,532,955.52	Total Taxes Levied - ABSTRACT	26,194,454.26
Fire Protection	656,200.00	Prior Years Surplus Appropriated	1,520,000.00	Total Taxes Billed	26,157,892.26
Police Protection	2,662,681.22	REVENUES TOTAL	38,052,955.52	1984 TAXES COLLECTED	24,875,721.87
Civil Defense & Disaster Control	14,200.00	Reserve For Uncollected Taxes	1,389,413.48	1984 Taxes Cancelled, Abated or Adjusted	48,310.23
Environmental Inspection & Control	56,200.00	CAPITAL OUTLAY TOTAL	1,527,030.39	Transfer to Tax Title Liens or Foreclosed	80,985.73
Other Public Safety		Public Enterprises	444,217.60	Balance Outstanding Dec. 31, 1984	1,152,874.43
PUBLIC WORKS		Recreation—Culture		PRIOR YEARS TAXES OUTSTANDING	
Streets and Drainage	1,598,677.28	Public Works	22,900.68	Balance January 1, 1984	1,137,516.74
Sewers and Sewage Processing		Buildings and Grounds	556,672.58	Collected in 1984	938,430.04
Garbage and Trash Disposal	418,500.00	Library and Education	503,239.53	Cancelled, Abated or Adjusted 1984	34,445.40
Public Buildings and Grounds	552,795.52	Conservation		Transfers to Tax Title Liens or Foreclosed	32,487.33
Other Public Works		All Other		Balance December 31, 1984	132,153.97
HEALTH and WELFARE		CAPITAL DEBT AUTHORIZED, DECEMBER 31, 1984		TAX TITLE LIENS OUTSTANDING	
Health Services Except Environmental	909,181.00	ISSUED AND UNISSUED		Balance January 1, 1984	217,144.43
Welfare-Public Assistance	71,900.00	SCHOOL	16,328,300	Transfer From Taxes	117,222.68
Hospitals, Clinics, First Aid	25,000.00	Self-liquidating	18,849,000	Redeemed in 1984	112,401.86
Animal, Insect, & Rodent Control	62,218.27	Other	4,372,651	Cancelled, Abated or Adjusted (1984)	
Other Welfare Services		Total	39,549,951	Transfers to Foreclosed Property	
RECREATION and CONSERVATION		ISSUED AND OUTSTANDING		Balance December 31, 1984	221,965.25
Beaches and Boardwalks		SCHOOL	11,778,000.00	PROPERTY ACQUIRED BY DEED OR	
Parks, Playgrounds, Shade Trees	229,700.00	Self-Liquidating	9,567,000.00	FORECLOSURE	
Land Reclamation & Conservation	56,300.00	Other	3,410,000.00	Balance January 1, 1984	333,820.00
Other Recreational Services	238,800.00	Total	24,755,000.00	Transfers From Taxes or Liens	
EDUCATION (excluding schools)		EQUALIZED VALUATION BASIS		Sale for Cash (1984)	15,400.00
Libraries	375,200.00	FOR NET DEBT COMPUTATION	825,433,069	Cancelled, Abated or Adjusted (1984)	10,300.00
Other Educational Services		REAL PROPERTY VALUATIONS		Balance December 31, 1984	308,120.00
STATUTORY EXPENDITURES		Code Class # of Parcels % VAL'N	ASSESSED VALUATION	CURRENT FINANCES DECEMBER 31, 1984	
Pensions & F. I. C. A.	962,929.00	1 Vacant Land 2451 3.08	19,983,500.00	ASSETS	
Employee Fringe Benefits	550,600.00	2 Residential 12046 65.35	423,986,300.00	Cash Dec. 31, 1984	6,635,897.34
Other Statutory Expenditures	15,000.00	3 Farm 1194 2.99	19,430,000.00	Taxes Receivable	1,285,028.40
CETA And Other Public Employment Programs		4a Commercial 1063 19.08	123,809,700.00	Tax Title Liens	221,965.25
MUNICIPAL FUNCTIONS TOTAL	13,030,810.29	4b Industrial 114 5.42	35,167,100.00	Foreclosed Property	308,120.00
CAPITAL IMPROVEMENTS *MEMO*	51,100.00	4c Apartments 55 4.07	26,423,600.00	Emergencies & Other Deferred Charges	
DEBT SERVICE		Total 16923	648,800,200.00	State and Federal Aid Receivable	85,160.34
Principal Payments	1,600,000.00	Land Area 69.50 Sq. Miles		Other Receivables	9,656.52
Interest Payments	1,097,146.65	Net Valuation Taxable-Municipal	664,195,833	Total	8,545,827.85
TYPE I SCHL DEBT *MEMO*	1,901,092.53	Net Valuation Taxable-County	895,783,204	LIABILITIES, RESERVES, AND SURPLUS	
DEFERRED CHARGES	24,546.60	State Equalized Valuation	874,362,864	Cash Liabilities	4,689,929.11
SCHOOL, COUNTY, SPECIAL DISTRICT TAXES	21,655,304.50	State Equalization Ratio	75.54	Reserves for Receivables	1,824,770.17
RESERVE FOR UNCOLLECTED TAXES	1,389,418.48			Surplus Dec. 31, 1984	2,031,128.57
EXPENDITURES TOTAL	38,797,226.52			Total	8,545,827.85

0434

Population 1980 **12,919**
 Population 1984 **18,136**
 S & P Rating
 Moody Rating **AAA**

General Tax Rate Per \$100.

4.36

State Equalized Tax Rate

2.49

VOORHEES TOWNSHIP – CAMDEN COUNTY**Form of Government:****Township Committee****Number of Members on Governing Body – 5**

PER CAPITA:

Gross Debt **1,015.19**
 Net Debt **171.87**
 Debt Service **13.13**
 Total Tax Levy **894.88**
 Municipal Expenditures **225.74**

PER CENT:

Gross Debt **3.65**
 Net Debt **.62**
 Tax Levy Collected **95.41**
 Tax Levy Cancelled, Abated or Adjusted **.42**

EXPENDITURES		REVENUES-REALIZED		1984 PROPERTY TAX	
GENERAL GOVERNMENT				STATE EQUALIZED TAX RATE →	
Governing Body & Public Boards	172.00	1984 Property Taxes Collected		Local District School Taxes	.82
Municipal Clerk		15,488,980.68		Regional & Consolidated School Tax	.45
Financial Administration	31,317.00	1984 Payments in Lieu of Taxes		School Taxes in Municipal Budget	
Assessment of Taxes	39,172.00	667,673.49		County Taxes	1.04
Collection of Taxes	28,178.00	Delinquent Tax & Lien Collections		County Library Taxes	.02
Planning, Housing & Development	93,145.00	Business Personalty Replacement Taxes		Local Municipal Purpose Taxes	.16
Human Resources		971,742.00		Veteran & Senior Citizen Taxes	
Elections	7,993.00	Taxes from Public Utilities		Total Taxes for Rate Computation	2.49
General Administration (other)	211,669.00	Other Miscellaneous Tax Revenues		Special District Taxes	
JUDICIARY		State Aid Revenues		Bank Corp. Taxes	
Municipal Courts	42,649.00	Federal Aid Revenues		Added and Omitted Taxes	
PUBLIC SAFETY		State and Local Fiscal Assistance Act Utilized		Total Taxes Levied - ABSTRACT	16,229,495.13
Fire Protection		61,317.00		Total Taxes Billed	16,233,961.73
Police Protection	972,989.00	Sale of Acquired Property		1984 TAXES COLLECTED	15,488,980.68
Civil Defense & Disaster Control	20.00	Other Miscellaneous Revenues		1984 Taxes Cancelled, Abated or Adjusted	68,432.69
Environmental Inspection & Control	87,364.00	752,698.47		Transfer to Tax Title Liens or Foreclosed	76,243.94
Other Public Safety		Total		Balance Outstanding Dec. 31, 1984	600,304.42
PUBLIC WORKS		18,309,172.98		PRIOR YEARS TAXES OUTSTANDING	
Streets and Drainage	333,406.18	Prior Years Surplus Appropriated		Balance January 1, 1984	749,496.80
Sewers and Sewage Processing		1,050,000.00		Collected in 1984	651,705.14
Garbage and Trash Disposal	371,867.82	REVENUES TOTAL		Cancelled, Abated or Adjusted 1984	
Public Buildings and Grounds	103,849.00	19,359,172.98		Transfers to Tax Title Liens or Foreclosed	68,315.28
Other Public Works	64,235.00	Reserve For Uncollected Taxes		Balance December 31, 1984	29,476.38
HEALTH and WELFARE		876,958.00		TAX TITLE LIENS OUTSTANDING	
Health Services Except Environmental	9,504.00	CAPITAL OUTLAY TOTAL		Balance January 1, 1984	70,791.17
Welfare-Public Assistance	18,067.00	927,741.42		Transfer From Taxes	162,380.27
Hospitals, Clinics, First Aid		Public Enterprises		Redeemed in 1984	65,712.71
Animal, Insect, & Rodent Control	7,493.00	Recreation—Culture		Cancelled, Abated or Adjusted (1984)	
Other Welfare Services		4,539.52		Transfers to Foreclosed Property	
RECREATION and CONSERVATION		645,675.12		Balance December 31, 1984	167,458.73
Beaches and Boardwalks		CAPITAL DEBT AUTHORIZED, DECEMBER 31, 1984		PROPERTY ACQUIRED BY DEED OR FORECLOSURE	
Parks, Playgrounds, Shade Trees	63,113.00	ISSUED AND UNISSUED GROSS DEBT NET DEBT		Balance January 1, 1984	16,765.00
Land Reclamation & Conservation		School 11,424,822		Transfers From Taxes or Liens	
Other Recreational Services	4,791.00	Self-liquidating 3,768,003		Sale for Cash (1984)	
EDUCATION (excluding schools)		Other 3,218,589		Cancelled, Abated or Adjusted (1984)	
Libraries		Total 18,411,415		Balance December 31, 1984	16,765.00
Other Educational Services	31,000.00	ISSUED AND OUTSTANDING		CURRENT FINANCES DECEMBER 31, 1984	
STATUTORY EXPENDITURES		School 11,214,220.18		ASSETS	
Pensions & F. I. C. A.	239,683.89	Self-Liquidating 3,736,500.00		Cash Dec. 31, 1984	3,825,256.23
Employee Fringe Benefits	89,541.33	Other 3,122,250.00		Taxes Receivable	629,780.80
Other Statutory Expenditures	6.00	Total 18,072,970.18		Tax Title Liens	167,458.73
CETA And Other Public Employment Programs		EQUALIZED VALUATION BASIS		Foreclosed Property	16,765.00
MUNICIPAL FUNCTIONS		FOR NET DEBT COMPUTATION		Emergencies & Other Deferred Charges	126,829.16
CAPITAL IMPROVEMENTS		504,281,331		State and Federal Aid Receivable	
DEBT SERVICE		REAL PROPERTY VALUATIONS		Other Receivables	25,144.45
Principal Payments	29,375.00	Code Class # of Parcels % VAL'N		Total	4,791,234.37
Interest Payments	208,787.44	Assessed Valuation		LIABILITIES, RESERVES, AND SURPLUS	
DEFERRED CHARGES		1 Vacant Land 1240 5.77		Cash Liabilities	1,814,288.19
SCHOOL, COUNTY, SPECIAL DISTRICT TAXES	14,258,585.74	2 Residential 3930 57.94		Reserves for Receivables	839,148.98
RESERVE FOR UNCOLLECTED TAXES	876,958.00	3 Farm 77 .39		Surplus Dec. 31, 1984	2,137,797.20
EXPENDITURES		4a Commercial 173 27.65		Total	4,791,234.37
TOTAL	18,352,601.05	4b Industrial 27 1.56			
		4c Apartments 13 6.69			
		Total 5460			
		Land Area 11.61 Sq. Miles			
		Net Valuation Taxable-Municipal			
		Net Valuation Taxable-County			
		State Equalized Valuation			
		State Equalization Ratio			

0264
Population 1980 10,802
Population 1984 10,648
S & P Rating A
Moody Rating AAA

General Tax Rate Per \$100. 4.51
State Equalized Tax Rate 2.42

WALDWICK BOROUGH – BERGEN COUNTY
Form of Government:
Borough Council
Number of Members on Governing Body – 6

PER CAPITA:		PER CENT:	
Gross Debt	436.66	Gross Debt	1.43
Net Debt	427.29	Net Debt	1.40
Debt Service	45.26	Tax Levy Collected	97.91
Total Tax Levy	816.28	Tax Levy Cancelled, Abated or Adjusted	30
Municipal Expenditures	401.17		

EXPENDITURES		REVENUES-REALIZED		1984 PROPERTY TAX	
GENERAL GOVERNMENT				STATE EQUALIZED TAX RATE → 1.61	
Governing Body & Public Boards		1984 Property Taxes Collected	8,504,064.46	Local District School Taxes	5,735,708.78
Municipal Clerk		1984 Payments in Lieu of Taxes		Regional & Consolidated School Tax	
Financial Administration	21,000.00	Delinquent Tax & Lien Collections	142,741.28	School Taxes in Municipal Budget	
Assessment of Taxes	34,285.00	Business Personalty Replacement Taxes	87,999.72	County Taxes	1,234,794.59
Collection of Taxes	41,700.00	Taxes from Public Utilities	1,903,352.00	County Library Taxes	
Planning, Housing & Development	15,806.00	Other Miscellaneous Tax Revenues		Local Municipal Purpose Taxes	1,628,530.72
Human Resources		State Aid Revenues	118,133.81	Veteran & Senior Citizen Taxes	114,350.00
Elections	2,118.00	Federal Aid Revenues	4,018.00	Total Taxes for Rate Computation	8,713,384.09
General Administration (other)	296,434.09	State and Local Fiscal Assistance Act Utilized	80,316.00	Special District Taxes	
JUDICIARY		Sale of Acquired Property		Bank Corp. Taxes	9,764.14
Municipal Courts	32,460.00	Other Miscellaneous Revenues	353,091.50	Added and Omitted Taxes	82,982.91
PUBLIC SAFETY		Total	11,193,716.77	Total Taxes Levied - ABSTRACT	8,691,781.14
Fire Protection	51,385.00	Prior Years Surplus Appropriated	400,000.00	Total Taxes Billed	8,685,236.55
Police Protection	760,877.51	REVENUES TOTAL	11,593,716.77	1984 TAXES COLLECTED	8,504,064.46
Civil Defense & Disaster Control	100.00	Reserve For Uncollected Taxes	215,145.09	1984 Taxes Cancelled, Abated or Adjusted	26,327.89
Environmental Inspection & Control	35,370.00	CAPITAL OUTLAY TOTAL	407,979.88	Transfer to Tax Title Liens or Foreclosed	4,904.63
Other Public Safety				Balance Outstanding Dec. 31, 1984	149,939.57
PUBLIC WORKS				PRIOR YEARS TAXES OUTSTANDING	
Streets and Drainage	256,987.62	Public Enterprises	12,877.50	Balance January 1, 1984	145,566.30
Sewers and Sewage Processing	953,820.00	Recreation—Culture	2,018.52	Collected in 1984	142,741.28
Garbage and Trash Disposal	384,980.00	Public Works	229,222.85	Cancelled, Abated or Adjusted 1984	
Public Buildings and Grounds	93,800.00	Buildings and Grounds	163,861.01	Transfers to Tax Title Liens or Foreclosed	2,825.02
Other Public Works		Library and Education		Balance December 31, 1984	
HEALTH and WELFARE		Conservation		TAX TITLE LIENS OUTSTANDING	
Health Services Except Environmental	56,800.00	All Other		Balance January 1, 1984	5,100.18
Welfare-Public Assistance	2,694.00			Transfer From Taxes	8,082.84
Hospitals, Clinics, First Aid				Redeemed in 1984	
Animal, Insect, & Rodent Control				Cancelled, Abated or Adjusted (1984)	
Other Welfare Services				Transfers to Foreclosed Property	
RECREATION and CONSERVATION				Balance December 31, 1984	13,183.02
Beaches and Boardwalks				PROPERTY ACQUIRED BY DEED OR FORECLOSURE	
Parks, Playgrounds, Shade Trees	58,755.00			Balance January 1, 1984	13,610.00
Land Reclamation & Conservation				Transfers From Taxes or Liens	
Other Recreational Services	200.00			Sale for Cash (1984)	
EDUCATION (excluding schools)				Cancelled, Abated or Adjusted (1984)	
Libraries	113,000.00			Balance December 31, 1984	13,610.00
Other Educational Services				CURRENT FINANCES DECEMBER 31, 1984	
STATUTORY EXPENDITURES				ASSETS	
Pensions & F. I. C. A.	203,535.67			Cash Dec. 31, 1984	983,377.28
Employee Fringe Benefits	59,100.00			Taxes Receivable	149,939.57
Other Statutory Expenditures				Tax Title Liens	13,183.02
CETA And Other Public Employment Programs				Foreclosed Property	13,610.00
MUNICIPAL FUNCTIONS TOTAL	3,475,207.89			Emergencies & Other Deferred Charges	108,500.00
CAPITAL IMPROVEMENTS *MEMO*	84,000.00			State and Federal Aid Receivable	11,357.16
DEBT SERVICE				Other Receivables	9,652.59
Principal Payments	295,000.00			Total	1,289,619.62
Interest Payments	186,954.79			LIABILITIES, RESERVES, AND SURPLUS	
DEFERRED CHARGES				Cash Liabilities	173,330.13
SCHOOL, COUNTY, SPECIAL DISTRICT TAXES	99,365.49			Reserves for Receivables	186,385.18
SCHOOL, COUNTY, SPECIAL DISTRICT TAXES	6,970,503.37			Surplus Dec. 31, 1984	923,904.31
RESERVE FOR UNCOLLECTED TAXES	215,145.09			Total	1,289,619.62
EXPENDITURES TOTAL	11,242,176.63				

1352

Population 1980 18,952
 Population 1984 19,473
 S & P Rating AAA
 Moody Rating AAA

General Tax Rate Per \$100.

2.11

State Equalized Tax Rate

2.10

WALL TOWNSHIP – MONMOUTH COUNTY**Form of Government:****Township Committee****Number of Members on Governing Body – 5****PER CAPITA:**

Gross Debt 756.36
 Net Debt 102.25
 Debt Service 13.13
 Total Tax Levy 794.28
 Municipal Expenditures 372.76

PER CENT:

Gross Debt 2.35
 Net Debt .32
 Tax Levy Collected 95.14
 Tax Levy Cancelled, Abated
 or Adjusted

EXPENDITURES		REVENUES-REALIZED		1984 PROPERTY TAX	
GENERAL GOVERNMENT				STATE EQUALIZED TAX RATE → 2.11	
Governing Body & Public Boards		1984 Property Taxes Collected	14,686,321.83	Local District School Taxes	1.32 9,338,262.37
Municipal Clerk		1984 Payments in Lieu of Taxes		Regional & Consolidated School Tax	
Financial Administration	47,250.00	Delinquent Tax & Lien Collections	877,224.67	School Taxes in Municipal Budget	
Assessment of Taxes	109,190.00	Business Personalty Replacement Taxes	199,122.28	County Taxes	.53 * 3,718,588.30
Collection of Taxes	34,019.70	Taxes from Public Utilities	2,459,276.00	County Library Taxes	.02 137,495.65
Planning, Housing & Development	224,630.00	Other Miscellaneous Tax Revenues		Local Municipal Purpose Taxes	.24 1,660,900.00
Human Resources	24,867.00	State Aid Revenues	146,654.31	Veteran & Senior Citizen Taxes	
Elections	9,000.00	Federal Aid Revenues		Total Taxes for Rate Computation	2.11 15,058,546.32
General Administration (other)	547,158.00	State and Local Fiscal Assistance Act Utilized	99,681.30	Special District Taxes	325,388.00
JUDICIARY		Sale of Acquired Property	71,680.00	Bank Corp. Taxes	30,359.12
Municipal Courts	86,745.00	Other Miscellaneous Revenues	1,316,746.49	Added and Omitted Taxes	255,991.10
PUBLIC SAFETY		Total	19,856,706.88	Total Taxes Levied - ABSTRACT	15,466,984.54
Fire Protection		Prior Years Surplus Appropriated	1,598,000.00	Total Taxes Billed	15,436,625.42
Police Protection	1,902,715.30	REVENUES TOTAL	21,454,706.88	1984 TAXES COLLECTED	14,686,321.83
Civil Defense & Disaster Control		Reserve For Uncollected Taxes	1,027,331.21	1984 Taxes Cancelled, Abated or Adjusted	
Environmental Inspection & Control	133,470.00	CAPITAL OUTLAY TOTAL	3,341,728.26	Transfer to Tax Title Liens or Foreclosed	40,745.86
Other Public Safety				Balance Outstanding Dec. 31, 1984	709,557.73
PUBLIC WORKS				PRIOR YEARS TAXES OUTSTANDING	
Streets and Drainage	672,500.00	Public Enterprises	3,222,450.51	Balance January 1, 1984	904,684.23
Sewers and Sewage Processing	462,000.00	Recreation—Culture		Collected in 1984	797,542.11
Garbage and Trash Disposal	551,073.00	Public Works	119,277.75	Cancelled, Abated or Adjusted 1984	
Public Buildings and Grounds	215,225.00	Buildings and Grounds		Transfers to Tax Title Liens or Foreclosed	
Other Public Works	27,500.00	Library and Education		Balance December 31, 1984	107,142.12
HEALTH and WELFARE		Conservation		TAX TITLE LIENS OUTSTANDING	
Health Services Except Environmental	23,830.00	All Other		Balance January 1, 1984	157,498.56
Welfare-Public Assistance	16,860.00			Transfer From Taxes	40,745.86
Hospitals, Clinics, First Aid				Redeemed in 1984	79,682.56
Animal, Insect, & Rodent Control				Cancelled, Abated or Adjusted (1984)	
Other Welfare Services				Transfers to Foreclosed Property	
RECREATION and CONSERVATION				Balance December 31, 1984	118,561.86
Beaches and Boardwalks				PROPERTY ACQUIRED BY DEED OR	
Parks, Playgrounds, Shade Trees	60,500.00			FORECLOSURE	
Land Reclamation & Conservation				Balance January 1, 1984	358,500.00
Other Recreational Services	32,000.00			Transfers From Taxes or Liens	
EDUCATION (excluding schools)				Sale for Cash (1984)	71,680.00
Libraries	43,700.00			Cancelled, Abated or Adjusted (1984)	
Other Educational Services	2,000.00			Balance December 31, 1984	286,820.00
STATUTORY EXPENDITURES				CURRENT FINANCES DECEMBER 31, 1984	
Pensions & F. I. C. A.	422,221.12			ASSETS	
Employee Fringe Benefits	230,461.00			Cash Dec. 31, 1984	3,138,666.82
Other Statutory Expenditures				Taxes Receivable	816,699.85
CETA And Other Public Employment Programs				Tax Title Liens	118,561.86
MUNICIPAL FUNCTIONS TOTAL	5,928,915.12			Foreclosed Property	286,820.00
CAPITAL IMPROVEMENTS *MEMO*	20,000.00			Emergencies & Other Deferred Charges	149,000.00
DEBT SERVICE				State and Federal Aid Receivable	3,388.11
Principal Payments	145,000.00			Other Receivables	18.98
Interest Payments	110,692.50			Total	4,513,155.62
DEFERRED CHARGES	46,875.00			LIABILITIES, RESERVES, AND SURPLUS	
SCHOOL, COUNTY, SPECIAL DISTRICT TAXES	13,519,734.32			Cash Liabilities	1,309,299.87
RESERVE FOR UNCOLLECTED TAXES	1,027,331.21			Reserves for Receivables	1,222,100.69
EXPENDITURES TOTAL	20,778,548.15			Surplus Dec. 31, 1984	1,981,755.06
				Total	4,513,155.62

1984/3000

*Includes County Health Service Taxes or County Vocational School Taxes. See Table 13.

0265
Population 1980 10,741
Population 1984 10,566
S & P Rating
Moody Rating A

General Tax Rate Per \$100.
3.21
State Equalized Tax Rate
1.97

WALLINGTON BOROUGH - BERGEN CO.
Form of Government:
Borough Council
Number of Members on Governing Body - 6

PER CAPITA:
Gross Debt 381.88
Net Debt 227.68
Debt Service 28.25
Total Tax Levy 463.87
Municipal Expenditures 242.43
PER CENT:
Gross Debt 1.71
Net Debt 1.02
Tax Levy Collected 96.22
Tax Levy Cancelled, Abated or Adjusted 1.75

EXPENDITURES		REVENUES-REALIZED		1984 PROPERTY TAX	
GENERAL GOVERNMENT				STATE EQUALIZED TAX RATE	
Governing Body & Public Boards		1984 Property Taxes Collected	4,695,293.81	Local District School Taxes	1.04 2,562,554.00
Municipal Clerk		1984 Payments in Lieu of Taxes		Regional & Consolidated School Tax	
Financial Administration	18,700.00	Delinquent Tax & Lien Collections	118,367.78	School Taxes in Municipal Budget	
Assessment of Taxes	5,000.00	Business Personalty Replacement Taxes	120,404.60	County Taxes	.37 913,262.11
Collection of Taxes	46,730.00	Taxes from Public Utilities	381,510.00	County Library Taxes	
Planning, Housing & Development	31,700.00	Other Miscellaneous Tax Revenues		Local Municipal Purpose Taxes	.56 1,377,266.91
Human Resources	2,500.00	State Aid Revenues	176,700.57	Veteran & Senior Citizen Taxes	164,850.00
Elections	2,200.00	Federal Aid Revenues		Total Taxes for Rate Computation	1.97 5,017,933.02
General Administration (other)	279,013.90	State and Local Fiscal Assistance Act Utilized	77,266.22	Special District Taxes	
JUDICIARY		Sale of Acquired Property		Bank Corp. Taxes	23,906.72
Municipal Courts	26,130.00	Other Miscellaneous Revenues		Added and Omitted Taxes	24,208.48
PUBLIC SAFETY		Total	5,801,503.18	Total Taxes Levied - ABSTRACT	4,901,198.22
Fire Protection	54,004.91	Prior Years Surplus Appropriated	155,000.00	Total Taxes Billed	4,879,753.54
Police Protection	576,999.63	REVENUES TOTAL	5,956,503.18	1984 TAXES COLLECTED	4,695,293.81
Civil Defense & Disaster Control	500.00	Reserve For Uncollected Taxes	183,017.40	1984 Taxes Cancelled, Abated or Adjusted	85,613.91
Environmental Inspection & Control	8,615.00	CAPITAL OUTLAY TOTAL	702,366.03	Transfer to Tax Title Liens or Foreclosed	4,789.32
Other Public Safety				Balance Outstanding Dec. 31, 1984	94,056.50
PUBLIC WORKS				PRIOR YEARS TAXES OUTSTANDING	
Streets and Drainage	175,835.00	Public Enterprises	115,368.96	Balance January 1, 1984	114,947.55
Sewers and Sewage Processing	186,507.38	Recreation—Culture	1,540.00	Collected in 1984	114,947.55
Garbage and Trash Disposal	150,650.00	Public Works	73,552.93	Cancelled, Abated or Adjusted 1984	
Public Buildings and Grounds	72,768.47	Buildings and Grounds	457,981.24	Transfers to Tax Title Liens or Foreclosed	
Other Public Works		Library and Education	53,922.90	Balance December 31, 1984	
HEALTH and WELFARE		Conservation		TAX TITLE LIENS OUTSTANDING	
Health Services Except Environmental	36,707.00	All Other		Balance January 1, 1984	65,935.58
Welfare-Public Assistance	9,360.00	CAPITAL DEBT AUTHORIZED, DECEMBER 31, 1984		Transfer From Taxes	4,789.32
Hospitals, Clinics, First Aid		ISSUED AND UNISSUED		Redeemed in 1984	3,420.23
Animal, Insect, & Rodent Control		School	917,000	Cancelled, Abated or Adjusted (1984)	
Other Welfare Services		Self-liquidating	712,227	Transfers to Foreclosed Property	
RECREATION and CONSERVATION		Other	2,405,672	Balance December 31, 1984	67,304.67
Beaches and Boardwalks		Total	4,034,900	PROPERTY ACQUIRED BY DEED OR	
Parks, Playgrounds, Shade Trees	1,500.00			FORECLOSURE	
Land Reclamation & Conservation		ISSUED AND OUTSTANDING		Balance January 1, 1984	13,950.00
Other Recreational Services	3,000.00	School	917,000.00	Transfers From Taxes or Liens	
EDUCATION (excluding schools)		Self-Liquidating	551,000.00	Sale for Cash (1984)	
Libraries	66,000.00	Other	1,822,600.00	Cancelled, Abated or Adjusted (1984)	
Other Educational Services		Total	3,290,600.00	Balance December 31, 1984	13,950.00
STATUTORY EXPENDITURES		EQUALIZED VALUATION BASIS		CURRENT FINANCES DECEMBER 31, 1984	
Pensions & F. I. C. A.	135,890.81	FOR NET DEBT COMPUTATION	235,517,695	ASSETS	
Employee Fringe Benefits	85,800.00	REAL PROPERTY VALUATIONS		Cash Dec. 31, 1984	719,995.19
Other Statutory Expenditures	24,500.00	Code Class # of Parcels % VAL'N	ASSESSED VALUATION	Taxes Receivable	94,056.50
CETA And Other Public Employment Programs		1 Vacant Land 101 1.26	1,892,100.00	Tax Title Liens	67,304.67
MUNICIPAL FUNCTIONS TOTAL	2,000,612.10	2 Residential 2038 64.57	97,058,700.00	Foreclosed Property	13,950.00
CAPITAL IMPROVEMENTS *MEMO*	19,500.00	3 Farm		Emergencies & Other Deferred Charges	33,814.34
DEBT SERVICE		4a Commercial 173 12.27	18,442,100.00	State and Federal Aid Receivable	402.41
Principal Payments	142,000.00	4b Industrial 38 10.07	15,137,200.00	Other Receivables	40,597.22
Interest Payments	156,444.45	4c Apartments 26 11.83	17,776,900.00	Total	970,120.33
		Total 2376	150,307,000.00	LIABILITIES, RESERVES, AND SURPLUS	
DEFERRED CHARGES	79,469.37	Land Area 1.00 Sq. Miles		Cash Liabilities	444,833.56
SCHOOL, COUNTY, SPECIAL DISTRICT TAXES	3,475,816.11	Net Valuation Taxable-Municipal	151,263,086	Reserves for Receivables	215,908.39
RESERVE FOR UNCOLLECTED TAXES	183,017.40	Net Valuation Taxable-County	243,412,327	Surplus Dec. 31, 1984	309,378.38
EXPENDITURES TOTAL	6,037,359.43	State Equalized Valuation	246,115,697	Total	970,120.33
		State Equalization Ratio	61.31		

1923

Population 1980

150

Population 1984

115

S & P Rating

Moody Rating

General Tax Rate Per \$100.

1.69

State Equalized Tax Rate

.62

WALPACK TOWNSHIP – SUSSEX COUNTY**Form of Government:****Township Committee****Number of Members on Governing Body – 3****PER CAPITA:**

Gross Debt

93.37

Net Debt

Debt Service

Total Tax Levy

78.03

Municipal Expenditures

916.10

PER CENT:

Gross Debt

.94

Net Debt

Tax Levy Collected

89.91

Tax Levy Cancelled, Abated
or Adjusted

EXPENDITURES		REVENUES-REALIZED		1984 PROPERTY TAX	
GENERAL GOVERNMENT				STATE EQUALIZED TAX RATE →	
Governing Body & Public Boards		1984 Property Taxes Collected	8,068.57	Local District School Taxes	
Municipal Clerk		1984 Payments in Lieu of Taxes		Regional & Consolidated School Tax	
Financial Administration	6,100.00	Delinquent Tax & Lien Collections		School Taxes in Municipal Budget	
Assessment of Taxes	2,600.00	Business Personalty Replacement Taxes	2,850.72	County Taxes	.59 *
Collection of Taxes	3,600.00	Taxes from Public Utilities	56,905.00	County Library Taxes	.04
Planning, Housing & Development		Other Miscellaneous Tax Revenues		Local Municipal Purpose Taxes	
Human Resources		State Aid Revenues	2,629.15	Veteran & Senior Citizen Taxes	800.00
Elections		Federal Aid Revenues		Total Taxes for Rate Computation	.63
General Administration (other)	23,681.67	State and Local Fiscal Assistance Act Utilized	591.00	Special District Taxes	
JUDICIARY		Sale of Acquired Property		Bank Corp. Taxes	
Municipal Courts		Other Miscellaneous Revenues	103,919.06	Added and Omitted Taxes	
PUBLIC SAFETY		Total	174,963.52	Total Taxes Levied - ABSTRACT	8,974.00
Fire Protection		Prior Years Surplus Appropriated	79,281.13	Total Taxes Billed	8,974.00
Police Protection	500.00	REVENUES TOTAL	254,244.65	1984 TAXES COLLECTED	8,068.59
Civil Defense & Disaster Control		Reserve For Uncollected Taxes	2,000.00	1984 Taxes Cancelled, Abated or Adjusted	
Environmental Inspection & Control	350.00			Transfer to Tax Title Liens or Foreclosed	
Other Public Safety		CAPITAL OUTLAY TOTAL		Balance Outstanding Dec. 31, 1984	905.41
PUBLIC WORKS				PRIOR YEARS TAXES OUTSTANDING	
Streets and Drainage	44,802.00	Public Enterprises		Balance January 1, 1984	1,233.05
Sewers and Sewage Processing		Recreation—Culture		Collected in 1984	807.92
Garbage and Trash Disposal		Public Works		Cancelled, Abated or Adjusted 1984	
Public Buildings and Grounds	5,500.00	Buildings and Grounds		Transfers to Tax Title Liens or Foreclosed	
Other Public Works		Library and Education		Balance December 31, 1984	425.13
HEALTH and WELFARE		Conservation		TAX TITLE LIENS OUTSTANDING	
Health Services Except Environmental	400.00	All Other		Balance January 1, 1984	522.51
Welfare-Public Assistance	3,350.00			Transfer From Taxes	
Hospitals, Clinics, First Aid		CAPITAL DEBT AUTHORIZED, DECEMBER 31, 1984		Redeemed in 1984	
Animal, Insect, & Rodent Control	400.00	ISSUED AND UNISSUED		Cancelled, Abated or Adjusted (1984)	
Other Welfare Services		School	10,737	Transfers to Foreclosed Property	
RECREATION and CONSERVATION		Self-liquidating		Balance December 31, 1984	522.51
Beaches and Boardwalks		Other		PROPERTY ACQUIRED BY DEED OR	
Parks, Playgrounds, Shade Trees		Total	10,737	FORECLOSURE	
Land Reclamation & Conservation		ISSUED AND OUTSTANDING		Balance January 1, 1984	3,080.00
Other Recreational Services		School	10,737.28	Transfers From Taxes or Liens	
EDUCATION (excluding schools)		Self-Liquidating		Sale for Cash (1984)	
Libraries		Other		Cancelled, Abated or Adjusted (1984)	
Other Educational Services		Total	10,737.28	Balance December 31, 1984	3,080.00
STATUTORY EXPENDITURES		EQUALIZED VALUATION BASIS		CURRENT FINANCES DECEMBER 31, 1984	
Pensions & F. I. C. A.	8,000.00	FOR NET DEBT COMPUTATION	1,147,061	ASSETS	
Employee Fringe Benefits	3,818.33	REAL PROPERTY VALUATIONS		Cash Dec. 31, 1984	957,251.17
Other Statutory Expenditures	250.00	Code Class # of Parcels % VAL'N		Taxes Receivable	1,330.54
CETA And Other Public Employment Programs		1 Vacant Land 23 7.81	36,930.00	Tax Title Liens	522.51
MUNICIPAL FUNCTIONS TOTAL	103,352.00	2 Residential 18 33.14	156,770.00	Foreclosed Property	3,080.00
CAPITAL IMPROVEMENTS *MEMO*		3 Farm 3 26.40	124,890.00	Emergencies & Other Deferred Charges	
DEBT SERVICE		4a Commercial 2 32.65	154,470.00	State and Federal Aid Receivable	
Principal Payments		4b Industrial		Other Receivables	
Interest Payments		4c Apartments		Total	962,184.22
		Total 46	473,060.00	LIABILITIES, RESERVES, AND SURPLUS	
DEFERRED CHARGES		Land Area 24.10 Sq. Miles		Cash Liabilities	80,226.34
SCHOOL, COUNTY, SPECIAL DISTRICT TAXES	8,974.00	Net Valuation Taxable-Municipal	531,401	Reserves for Receivables	4,933.05
RESERVE FOR UNCOLLECTED TAXES	2,000.00	Net Valuation Taxable-County	1,506,981	Surplus Dec. 31, 1984	877,024.83
EXPENDITURES TOTAL	114,326.00	State Equalized Valuation	1,343,830	Total	962,184.22
		State Equalization Ratio	36.80		

1613
Population 1980 10,025
Population 1984 10,442
S & P Rating
Moody Rating BAA1

General Tax Rate Per \$100.
7.39
State Equalized Tax Rate
2.56

WANAQUE BOROUGH - PASSAIC COUNTY
Form of Government:
Borough Council
Number of Members on Governing Body - 6

PER CAPITA:
Gross Debt 645.10
Net Debt 222.97
Debt Service 17.59
Total Tax Levy 602.71
Municipal Expenditures 252.24
PER CENT:
Gross Debt 2.98
Net Debt 1.03
Tax Levy Collected 97.25
Tax Levy Cancelled, Abated or Adjusted .02

EXPENDITURES		REVENUES-REALIZED		1984 PROPERTY TAX	
GENERAL GOVERNMENT				STATE EQUALIZED TAX RATE	
Governing Body & Public Boards		1984 Property Taxes Collected	6,120,240.30	Local District School Taxes .90	2,182,565.00
Municipal Clerk		1984 Payments in Lieu of Taxes		Regional & Consolidated School Tax .53	1,291,321.83
Financial Administration	59,070.00	Delinquent Tax & Lien Collections	275,627.31	School Taxes in Municipal Budget	
Assessment of Taxes	8,232.00	Business/Personalty Replacement Taxes	114,261.16	County Taxes .61	1,474,706.64
Collection of Taxes	37,792.00	Taxes from Public Utilities	441,715.00	County Library Taxes	
Planning, Housing & Development	15,451.50	Other Miscellaneous Tax Revenues		Local Municipal Purpose Taxes .53	1,286,163.12
Human Resources		State Aid Revenues	104,626.25	Veteran & Senior Citizen Taxes	112,750.00
Elections	3,750.00	Federal Aid Revenues		Total Taxes for Rate Computation 2.57	6,347,506.59
General Administration (other)	294,428.00	State and Local Fiscal Assistance Act Utilized	59,872.20	Special District Taxes	
JUDICIARY		Sale of Acquired Property		Bank Corp. Taxes	7,969.61
Municipal Courts	22,720.00	Other Miscellaneous Revenues	326,082.02	Added and Omitted Taxes	50,818.97
PUBLIC SAFETY		Total	7,442,424.24	Total Taxes Levied - ABSTRACT	6,293,545.17
Fire Protection	30,175.00	Prior Years Surplus Appropriated	193,900.00	Total Taxes Billed	6,293,262.82
Police Protection	584,900.00	REVENUES TOTAL	7,636,324.24	1984 TAXES COLLECTED	6,120,240.30
Civil Defense & Disaster Control	350.00	Reserve For Uncollected Taxes	301,279.06	1984 Taxes Cancelled, Abated or Adjusted	1,078.94
Environmental Inspection & Control	20,957.00			Transfer to Tax Title Liens or Foreclosed	9,850.19
Other Public Safety		CAPITAL OUTLAY TOTAL	299,309.76	Balance Outstanding Dec. 31, 1984	162,093.39
PUBLIC WORKS				PRIOR YEARS TAXES OUTSTANDING	
Streets and Drainage	201,685.60	Public Enterprises	2,932.32	Balance January 1, 1984	382,876.98
Sewers and Sewage Processing		Recreation—Culture	2,873.79	Collected in 1984	252,702.75
Garbage and Trash Disposal	379,512.00	Public Works	281,094.19	Cancelled, Abated or Adjusted 1984	
Public Buildings and Grounds	40,260.92	Buildings and Grounds	12,409.46	Transfers to Tax Title Liens or Foreclosed	
Other Public Works	24,583.00	Library and Education		Balance December 31, 1984	130,174.23
HEALTH and WELFARE		Conservation		TAX TITLE LIENS OUTSTANDING	
Health Services Except Environmental	64,467.50	All Other		Balance January 1, 1984	62,000.54
Welfare-Public Assistance	3,316.00			Transfer From Taxes	9,850.19
Hospitals, Clinics, First Aid		CAPITAL DEBT AUTHORIZED, DECEMBER 31, 1984		Redeemed in 1984	22,924.56
Animal, Insect, & Rodent Control		ISSUED AND UNISSUED		Cancelled, Abated or Adjusted (1984)	
Other Welfare Services		School	3,701,748	Transfers to Foreclosed Property	
RECREATION and CONSERVATION		Self-liquidating	705,000	Balance December 31, 1984	48,926.17
Beaches and Boardwalks		Other	2,329,427	PROPERTY ACQUIRED BY DEED OR	
Parks, Playgrounds, Shade Trees		Total	6,736,175	FORECLOSURE	
Land Reclamation & Conservation				Balance January 1, 1984	454,560.00
Other Recreational Services	13,620.00	ISSUED AND OUTSTANDING		Transfers From Taxes or Liens	
EDUCATION (excluding schools)		School	3,191,748.85	Sale for Cash (1984)	
Libraries	89,100.00	Self-Liquidating	705,000.00	Cancelled, Abated or Adjusted (1984)	
Other Educational Services		Other	2,180,987.00	Balance December 31, 1984	454,560.00
STATUTORY EXPENDITURES		Total	6,077,735.85	CURRENT FINANCES DECEMBER 31, 1984	
Pensions & F. I. C. A.	137,867.56	EQUALIZED VALUATION BASIS		ASSETS	
Employee Fringe Benefits	75,200.00	FOR NET DEBT COMPUTATION	225,723,190	Cash Dec. 31, 1984	1,204,527.91
Other Statutory Expenditures		REAL PROPERTY VALUATIONS		Taxes Receivable	292,267.62
CETA And Other Public Employment Programs		Code Class # of Parcels % VAL'N		Tax Title Liens	48,926.17
MUNICIPAL FUNCTIONS TOTAL	2,130,551.08	1 Vacant Land 301 6.35	5,314,700.00	Foreclosed Property	454,560.00
CAPITAL IMPROVEMENTS *MEMO*	19,600.00	2 Residential 2683 79.89	66,910,100.00	Emergencies & Other Deferred Charges	26,647.29
DEBT SERVICE		3 Farm 2 .07	61,900.00	State and Federal Aid Receivable	6,904.50
Principal Payments	60,400.00	4a Commercial 109 7.67	6,424,500.00	Other Receivables	60,659.16
Interest Payments	123,239.46	4b Industrial 10 5.46	4,575,100.00	Total	2,094,492.65
DEFERRED CHARGES	18,443.72	4c Apartments 6 .55	463,800.00	LIABILITIES, RESERVES, AND SURPLUS	
SCHOOL, COUNTY, SPECIAL DISTRICT TAXES	4,948,593.47	Total 3111	83,750,100.00	Cash Liabilities	881,138.30
RESERVE FOR UNCOLLECTED TAXES	301,279.06	Land Area 8.30 Sq. Miles		Reserves for Receivables	856,412.95
EXPENDITURES TOTAL	7,582,506.79	Net Valuation Taxable-Municipal	84,471,500	Surplus Dec. 31, 1984	356,941.40
		Net Valuation Taxable-County	232,231,460	Total	2,094,492.65
		State Equalized Valuation	242,215,345		
		State Equalization Ratio	34.68		

1924
Population 1980 7,268
Population 1984 7,605
S & P Rating
Moody Rating BAA1

General Tax Rate Per \$100.
2.56
State Equalized Tax Rate
2.47

WANTAGE TOWNSHIP – SUSSEX COUNTY
Form of Government:
Township Committee
Number of Members on Governing Body – 3

PER CAPITA:
Gross Debt 774.99
Net Debt 365.93
Debt Service 29.42
Total Tax Levy 703.21
Municipal Expenditures 271.21
PER CENT:
Gross Debt 3.22
Net Debt 1.52
Tax Levy Collected 92.80
Tax Levy Cancelled, Abated or Adjusted

EXPENDITURES		REVENUES-REALIZED		1984 PROPERTY TAX	
GENERAL GOVERNMENT				STATE EQUALIZED TAX RATE →	
Governing Body & Public Boards		1984 Property Taxes Collected	4,955,422.96	Local District School Taxes	
Municipal Clerk		1984 Payments in Lieu of Taxes		Regional & Consolidated School Tax 1.58	3,387,193.03
Financial Administration	22,200.08	Delinquent Tax & Lien Collections	414,798.24	School Taxes in Municipal Budget	
Assessment of Taxes	39,024.00	Business Personalty Replacement Taxes	99,519.12	County Taxes .55 *	1,185,956.24
Collection of Taxes	70,313.00	Taxes from Public Utilities	345,948.00	County Library Taxes .03	70,758.59
Planning, Housing & Development	8,056.00	Other Miscellaneous Tax Revenues		Local Municipal Purpose Taxes .30	635,144.67
Human Resources		State Aid Revenues	37,666.08	Veteran & Senior Citizen Taxes	74,300.00
Elections	1,523.88	Federal Aid Revenues		Total Taxes for Rate Computation 2.46	5,353,352.53
General Administration (other)	151,200.65	State and Local Fiscal Assistance Act Utilized	43,126.00	Special District Taxes	
JUDICIARY		Sale of Acquired Property		Bank Corp. Taxes	8,051.91
Municipal Courts	20,010.00	Other Miscellaneous Revenues	369,333.95	Added and Omitted Taxes	60,806.23
PUBLIC SAFETY		Total	6,265,814.35	Total Taxes Levied - ABSTRACT	5,347,910.67
Fire Protection	75,850.00	Prior Years Surplus Appropriated	550,000.00	Total Taxes Billed	5,339,858.76
Police Protection	7,500.00	REVENUES TOTAL	6,815,814.35	1984 TAXES COLLECTED	4,955,422.96
Civil Defense & Disaster Control	300.00	Reserve For Uncollected Taxes	595,000.00	1984 Taxes Cancelled, Abated or Adjusted	
Environmental Inspection & Control	37,773.00	CAPITAL OUTLAY TOTAL	292,340.70	Transfer to Tax Title Liens or Foreclosed	
Other Public Safety				Balance Outstanding Dec. 31, 1984	384,435.80
PUBLIC WORKS				PRIOR YEARS TAXES OUTSTANDING	
Streets and Drainage	313,297.57	Public Enterprises		Balance January 1, 1984	366,818.46
Sewers and Sewage Processing		Recreation—Culture		Collected in 1984	360,390.03
Garbage and Trash Disposal		Public Works	207,564.00	Cancelled, Abated or Adjusted 1984	
Public Buildings and Grounds	38,726.70	Buildings and Grounds	84,776.70	Transfers to Tax Title Liens or Foreclosed	
Other Public Works		Library and Education		Balance December 31, 1984	6,428.43
HEALTH and WELFARE		Conservation		TAX TITLE LIENS OUTSTANDING	
Health Services Except Environmental	47,840.00	All Other		Balance January 1, 1984	302,949.45
Welfare-Public Assistance	3,250.00	CAPITAL DEBT AUTHORIZED, DECEMBER 31, 1984		Transfer From Taxes	
Hospitals, Clinics, First Aid		ISSUED AND UNISSUED		Redeemed in 1984	54,408.21
Animal, Insect, & Rodent Control	994.50	School	3,110,859	Cancelled, Abated or Adjusted (1984)	
Other Welfare Services		Self-liquidating		Transfers to Foreclosed Property	
RECREATION and CONSERVATION		Other	2,782,933	Balance December 31, 1984	248,541.24
Beaches and Boardwalks		Total	5,893,793	PROPERTY ACQUIRED BY DEED OR FORECLOSURE	
Parks, Playgrounds, Shade Trees		ISSUED AND OUTSTANDING		Balance January 1, 1984	196,300.00
Land Reclamation & Conservation		School		Transfers From Taxes or Liens	
Other Recreational Services	10,000.00	Self-Liquidating		Sale for Cash (1984)	
EDUCATION (excluding schools)		Other		Cancelled, Abated or Adjusted (1984)	
Libraries	3,500.00	Total	5,043,859.26	Balance December 31, 1984	196,300.00
Other Educational Services		EQUALIZED VALUATION BASIS		CURRENT FINANCES DECEMBER 31, 1984	
STATUTORY EXPENDITURES		FOR NET DEBT COMPUTATION	182,763,821	ASSETS	
Pensions & F. I. C. A.	57,500.00	REAL PROPERTY VALUATIONS		Cash Dec. 31, 1984	433,166.95
Employee Fringe Benefits	58,176.62	Code Class # of Parcels % VAL'N		Taxes Receivable	390,864.23
Other Statutory Expenditures	7,000.00	1 Vacant Land 1155 7.32	13,721,040.00	Tax Title Liens	248,541.24
CETA And Other Public Employment Programs		2 Residential 1987 65.32	122,427,950.00	Foreclosed Property	196,300.00
MUNICIPAL FUNCTIONS TOTAL	974,036.00	3 Farm 1247 15.91	29,807,600.00	Emergencies & Other Deferred Charges	20,800.00
CAPITAL IMPROVEMENTS *MEMO*	10,000.00	4a Commercial 106 10.26	19,237,300.00	State and Federal Aid Receivable	7,714.74
DEBT SERVICE		4b Industrial 3 .35	649,500.00	Other Receivables	830,680.06
Principal Payments	50,000.00	4c Apartments 3 .84	1,571,400.00	Total	2,128,067.22
Interest Payments	173,755.97	Total 4501	187,414,790.00	LIABILITIES, RESERVES, AND SURPLUS	
DEFERRED CHARGES	269,772.70	Land Area 68.15 Sq. Miles		Cash Liabilities	96,360.97
SCHOOL, COUNTY, SPECIAL DISTRICT TAXES	4,643,907.86	Net Valuation Taxable-Municipal	206,741,031	Reserves for Receivables	1,666,385.53
RESERVE FOR UNCOLLECTED TAXES	595,000.00	Net Valuation Taxable-County	208,936,458	Surplus Dec. 31, 1984	365,320.72
EXPENDITURES TOTAL	6,706,472.53	State Equalized Valuation	213,639,139	Total	2,128,067.22
		State Equalization Ratio	96.45		

1820
Population 1980 9,805
Population 1984 9,924
S & P Rating
Moody Rating A1

General Tax Rate Per \$100. 2.10
State Equalized Tax Rate 1.95

WARREN TOWNSHIP – SOMERSET COUNTY
Form of Government:
Township Committee
Number of Members on Governing Body – 5

PER CAPITA:
Gross Debt 1,002.99
Net Debt 733.90
Debt Service 40.20
Total Tax Levy 1,092.33
Municipal Expenditures 430.49
PER CENT:
Gross Debt 2.10
Net Debt 1.54
Tax Levy Collected 97.03
Tax Levy Cancelled, Abated or Adjusted

EXPENDITURES		REVENUES-REALIZED		1984 PROPERTY TAX	
GENERAL GOVERNMENT				STATE EQUALIZED TAX RATE	
Governing Body & Public Boards		1984 Property Taxes Collected	10,507,543.93	Local District School Taxes .67	3,658,263.70
Municipal Clerk		1984 Payments in Lieu of Taxes		Regional & Consolidated School Tax .46	2,504,480.91
Financial Administration	53,075.70	Delinquent Tax & Lien Collections	568,143.59	School Taxes in Municipal Budget	
Assessment of Taxes	35,113.00	Business Personalty Replacement Taxes	130,156.20	County Taxes	2,594,184.78
Collection of Taxes	36,345.00	Taxes from Public Utilities	866,931.00	County Library Taxes .04	201,349.11
Planning, Housing & Development	80,340.37	Other Miscellaneous Tax Revenues		Local Municipal Purpose Taxes .31	1,666,675.90
Human Resources	1,800.00	State Aid Revenues	70,206.71	Veteran & Senior Citizen Taxes	66,217.00
Elections	1,500.00	Federal Aid Revenues		Total Taxes for Rate Computation 1.96	10,691,171.40
General Administration (other)	531,619.31	State and Local Fiscal Assistance Act Utilized	51,214.23	Special District Taxes	
JUDICIARY		Sale of Acquired Property	2,070.00	Bank Corp. Taxes	15,993.41
Municipal Courts	43,733.99	Other Miscellaneous Revenues	629,531.76	Added and Omitted Taxes	199,353.15
PUBLIC SAFETY		Total	12,825,797.42	Total Taxes Levied - ABSTRACT	10,840,300.96
Fire Protection	223,030.00	Prior Years Surplus Appropriated	600,000.00	Total Taxes Billed	10,829,692.33
Police Protection	571,078.39	REVENUES TOTAL	13,425,797.42	1984 TAXES COLLECTED	10,507,543.93
Civil Defense & Disaster Control	500.00	Reserve For Uncollected Taxes	624,751.00	1984 Taxes Cancelled, Abated or Adjusted	153.30
Environmental Inspection & Control	51,356.81	CAPITAL OUTLAY TOTAL	405,877.62	Transfer to Tax Title Liens or Foreclosed	5,985.00
Other Public Safety				Balance Outstanding Dec. 31, 1984	316,010.10
PUBLIC WORKS				PRIOR YEARS TAXES OUTSTANDING	
Streets and Drainage	827,266.19	Public Enterprises		Balance January 1, 1984	599,491.38
Sewers and Sewage Processing	145,461.15	Recreation—Culture		Collected in 1984	540,024.21
Garbage and Trash Disposal		Public Works	405,877.62	Cancelled, Abated or Adjusted 1984	426.33
Public Buildings and Grounds	153,594.91	Buildings and Grounds		Transfers to Tax Title Liens or Foreclosed	171.20
Other Public Works	75,000.00	Library and Education		Balance December 31, 1984	58,869.64
HEALTH and WELFARE		Conservation		TAX TITLE LIENS OUTSTANDING	
Health Services Except Environmental	49,222.00	All Other		Balance January 1, 1984	61,205.13
Welfare-Public Assistance	4,535.34	CAPITAL DEBT AUTHORIZED, DECEMBER 31, 1984		Transfer From Taxes	6,266.06
Hospitals, Clinics, First Aid		ISSUED AND UNISSUED		Redeemed in 1984	28,119.38
Animal, Insect, & Rodent Control		School	2,337,457	Cancelled, Abated or Adjusted (1984)	
Other Welfare Services		Self-liquidating		Transfers to Foreclosed Property	
RECREATION and CONSERVATION		Other	7,616,183	Balance December 31, 1984	39,351.81
Beaches and Boardwalks		Total	9,953,641	PROPERTY ACQUIRED BY DEED OR FORECLOSURE	
Parks, Playgrounds, Shade Trees	7,500.00			Balance January 1, 1984	284,900.00
Land Reclamation & Conservation	1,725.00	ISSUED AND OUTSTANDING		Transfers From Taxes or Liens	
Other Recreational Services	22,855.00	School	2,337,457.96	Sale for Cash (1984)	
EDUCATION (excluding schools)		Self-Liquidating		Cancelled, Abated or Adjusted (1984)	
Libraries		Other	2,148,000.00	Balance December 31, 1984	284,900.00
Other Educational Services	5,800.00	Total	4,485,457.96	CURRENT FINANCES DECEMBER 31, 1984	
STATUTORY EXPENDITURES		EQUALIZED VALUATION BASIS		ASSETS	
Pensions & F. I. C. A.	212,019.40	FOR NET DEBT COMPUTATION	474,091,827	Cash Dec. 31, 1984	1,850,124.05
Employee Fringe Benefits	97,567.51	REAL PROPERTY VALUATIONS		Taxes Receivable	374,879.74
Other Statutory Expenditures		Code Class # of Parcels % VAL'N		Tax Title Liens	39,351.81
CETA And Other Public Employment Programs		1 Vacant Land 762 6.58	33,140,200.00	Foreclosed Property	284,900.00
MUNICIPAL FUNCTIONS TOTAL	3,232,038.07	2 Residential 2894 72.28	364,188,400.00	Emergencies & Other Deferred Charges	30,260.50
CAPITAL IMPROVEMENTS *MEMO*	27,000.00	3 Farm 163 1.68	8,444,500.00	State and Federal Aid Receivable	9,403.42
DEBT SERVICE		4a Commercial 78 14.93	75,198,500.00	Other Receivables	220,995.58
Principal Payments	263,000.00	4b Industrial 14 4.54	22,861,000.00	Total	2,809,915.10
Interest Payments	135,982.72	4c Apartments		LIABILITIES, RESERVES, AND SURPLUS	
DEFERRED CHARGES	16,450.43	Total 3911	503,832,600.00	Cash Liabilities	709,688.36
SCHOOL, COUNTY, SPECIAL DISTRICT TAXES	8,958,278.50	Land Area 19.60 Sq. Miles		Reserves for Receivables	907,576.93
RESERVE FOR UNCOLLECTED TAXES	624,751.00	Net Valuation Taxable-Municipal	506,204,947	Surplus Dec. 31, 1984	1,192,649.81
EXPENDITURES TOTAL	13,230,500.72	Net Valuation Taxable-County	513,878,891	Total	2,809,915.10
		State Equalized Valuation	544,944,606		
		State Equalization Ratio	92.86		

2121

Population 1980 6,429
 Population 1984 6,418
 S & P Rating
 Moody Rating 3AA

General Tax Rate Per \$100.

4.05

State Equalized Tax Rate

3.09

WASHINGTON BOROUGH – WARREN CO.**Form of Government:****Council-Manager Plan E (OMCL 50)****Number of Members on Governing Body – 7****PER CAPITA:**

Gross Debt 348.64
 Net Debt 278.10
 Debt Service 28.11
 Total Tax Levy 637.97
 Municipal Expenditures 385.69

PER CENT:

Gross Debt 1.88
 Net Debt 1.50
 Tax Levy Collected 93.60
 Tax Levy Cancelled, Abated or Adjusted .49

EXPENDITURES		REVENUES-REALIZED		1984 PROPERTY TAX	
GENERAL GOVERNMENT				STATE EQUALIZED TAX RATE	
Governing Body & Public Boards		1984 Property Taxes Collected	3,311,141.33	Local District School Taxes .75	982,004.00
Municipal Clerk		1984 Payments in Lieu of Taxes		Regional & Consolidated School Tax .77	1,002,129.39
Financial Administration	10,677.00	Delinquent Tax & Lien Collections	176,141.16	School Taxes in Municipal Budget	
Assessment of Taxes	23,459.82	Business Personalty Replacement Taxes	121,519.44	County Taxes .66	* 863,773.38
Collection of Taxes	29,230.37	Taxes from Public Utilities	321,061.00	County Library Taxes	
Planning, Housing & Development	19,701.96	Other Miscellaneous Tax Revenues		Local Municipal Purpose Taxes .90	1,157,718.20
Human Resources		State Aid Revenues	93,665.60	Veteran & Senior Citizen Taxes	63,250.00
Elections	3,800.00	Federal Aid Revenues		Total Taxes for Rate Computation 3.08	4,078,874.97
General Administration (other)	337,141.54	State and Local Fiscal Assistance Act Utilized	52,887.51	Special District Taxes	
JUDICIARY		Sale of Acquired Property		Bank Corp. Taxes	25,645.82
Municipal Courts	34,477.73	Other Miscellaneous Revenues	300,349.53	Added and Omitted Taxes	53,232.45
PUBLIC SAFETY		Total	4,376,766.07	Total Taxes Levied - ABSTRACT	4,094,503.24
Fire Protection	39,320.00	Prior Years Surplus Appropriated	350,000.00	Total Taxes Billed	4,071,636.32
Police Protection	396,701.49	REVENUES TOTAL	5,226,766.07	1984 TAXES COLLECTED	3,811,141.83
Civil Defense & Disaster Control	225.00	Reserve For Uncollected Taxes	360,052.32	1984 Taxes Cancelled, Abated or Adjusted	20,132.95
Environmental Inspection & Control		CAPITAL OUTLAY TOTAL	113,684.56	Transfer to Tax Title Liens or Foreclosed	27,426.60
Other Public Safety				Balance Outstanding Dec. 31, 1984	212,934.94
PUBLIC WORKS				PRIOR YEARS TAXES OUTSTANDING	
Streets and Drainage	259,779.78	Public Enterprises		Balance January 1, 1984	182,617.29
Sewers and Sewage Processing	132,626.48	Recreation—Culture	6,430.82	Collected in 1984	163,528.81
Garbage and Trash Disposal	327,313.00	Public Works	44,024.55	Cancelled, Abated or Adjusted 1984	
Public Buildings and Grounds	24,527.53	Buildings and Grounds	43,128.50	Transfers to Tax Title Liens or Foreclosed	19,088.48
Other Public Works		Library and Education	20,040.69	Balance December 31, 1984	
HEALTH and WELFARE		Conservation		TAX TITLE LIENS OUTSTANDING	
Health Services Except Environmental		All Other		Balance January 1, 1984	29,580.01
Welfare-Public Assistance	2,072.10	CAPITAL DEBT AUTHORIZED, DECEMBER 31, 1984		Transfer From Taxes	50,288.47
Hospitals, Clinics, First Aid	1,750.00	ISSUED AND UNISSUED GROSS DEBT		Redeemed in 1984	12,612.35
Animal, Insect, & Rodent Control	1,712.10	School	452,709	Cancelled, Abated or Adjusted (1984)	
Other Welfare Services		Self-Liquidating		Transfers to Foreclosed Property	
RECREATION and CONSERVATION		Other	1,784,850	Balance December 31, 1984	67,256.13
Beaches and Boardwalks		Total	2,237,559	PROPERTY ACQUIRED BY DEED OR FORECLOSURE	
Parks, Playgrounds, Shade Trees	29,571.90	ISSUED AND OUTSTANDING		Balance January 1, 1984	27,400.00
Land Reclamation & Conservation		School		Transfers From Taxes or Liens	
Other Recreational Services	2,000.00	Self-Liquidating		Sale for Cash (1984)	
EDUCATION (excluding schools)		Other		Cancelled, Abated or Adjusted (1984)	
Libraries	60,196.09	Total	1,390,000.00	Balance December 31, 1984	27,400.00
Other Educational Services		EQUALIZED VALUATION BASIS		CURRENT FINANCES DECEMBER 31, 1984	
STATUTORY EXPENDITURES		FOR NET DEBT COMPUTATION	119,052,723	ASSETS	
Pensions & F. I. C. A.	117,689.06	REAL PROPERTY VALUATIONS		Cash Dec. 31, 1984	1,721,814.37
Employee Fringe Benefits	41,000.00	Code Class # of Parcels % VAL'N		Taxes Receivable	212,934.94
Other Statutory Expenditures	7,000.00	1 Vacant Land 1.04 1.52	1,453,600.00	Tax Title Liens	67,256.13
CETA And Other Public Employment Programs		2 Residential 1606 65.15	62,280,300.00	Foreclosed Property	27,400.00
MUNICIPAL FUNCTIONS TOTAL	1,902,472.95	3 Farm 4 .04	35,558.00	Emergencies & Other Deferred Charges	
CAPITAL IMPROVEMENTS *MEMO*	38,000.00	4a Commercial 171 17.81	17,030,100.00	State and Federal Aid Receivable	
DEBT SERVICE		4b Industrial 15 8.43	8,061,000.00	Other Receivables	5,800.94
Principal Payments	40,000.00	4c Apartments 13 7.05	6,736,200.00	Total	2,035,206.38
Interest Payments	140,409.65	Total 1913	95,596,758.00	LIABILITIES, RESERVES, AND SURPLUS	
DEFERRED CHARGES	32,416.47	Land Area 1.90 Sq. Miles		Cash Liabilities	1,369,789.63
SCHOOL, COUNTY, SPECIAL DISTRICT TAXES	2,847,906.77	Net Valuation Taxable-Municipal	99,201,330	Reserves for Receivables	313,392.01
RESERVE FOR UNCOLLECTED TAXES	360,052.32	Net Valuation Taxable-County	129,348,220	Surplus Dec. 31, 1984	352,024.74
EXPENDITURES TOTAL	5,323,258.16	State Equalized Valuation	129,063,191	Total	2,035,206.38
		State Equalization Ratio	76.22		

0266
Population 1980 9,550
Population 1984 9,941
S & P Rating AAA
Moody Rating BAA1

General Tax Rate Per \$100. 3.74
State Equalized Tax Rate 2.25

WASHINGTON TOWNSHIP - BERGEN CO.
Form of Government:
Mayor-Council Plan E (OMCL 50)
Number of Members on Governing Body - 5

PER CAPITA:
Gross Debt 896.96
Net Debt 774.25
Debt Service 101.94
Total Tax Levy 859.14
Municipal Expenditures 392.69

PER CENT:
Gross Debt 2.59
Net Debt 2.24
Tax Levy Collected 96.86
Tax Levy Cancelled, Abated or Adjusted 10

EXPENDITURES		REVENUES-REALIZED		1984 PROPERTY TAX	
GENERAL GOVERNMENT				STATE EQUALIZED TAX RATE →	
Governing Body & Public Boards	17,328.00	1984 Property Taxes Collected	8,277,361.25	Local District School Taxes	
Municipal Clerk	36,980.00	1984 Payments in Lieu of Taxes		Regional & Consolidated School Tax 1.25	4,690,898.41
Financial Administration	102,402.00	Delinquent Tax & Lien Collections	169,233.58	School Taxes in Municipal Budget	
Assessment of Taxes		Business Personalty Replacement Taxes	24,534.92	County Taxes .34	1,288,476.94
Collection of Taxes		Taxes from Public Utilities	593,272.00	County Library Taxes	
Planning, Housing & Development	10,116.00	Other Miscellaneous Tax Revenues		Local Municipal Purpose Taxes .65	2,451,843.48
Human Resources	500.00	State Aid Revenues	114,707.70	Veteran & Senior Citizen Taxes	78,500.00
Elections	2,088.21	Federal Aid Revenues		Total Taxes for Rate Computation 2.24	8,509,718.83
General Administration (other)	232,005.37	State and Local Fiscal Assistance Act Utilized	92,797.19	Special District Taxes	
JUDICIARY		Sale of Acquired Property		Bank Corp. Taxes	5,723.99
Municipal Courts	34,401.00	Other Miscellaneous Revenues	397,387.85	Added and Omitted Taxes	103,759.07
PUBLIC SAFETY		Total	9,669,294.49	Total Taxes Levied - ABSTRACT	8,540,701.89
Fire Protection	137,411.00	Prior Years Surplus Appropriated	116,400.00	Total Taxes Billed	8,545,763.88
Police Protection	850,990.00	REVENUES TOTAL	9,785,694.49	1984 TAXES COLLECTED	8,277,361.25
Civil Defense & Disaster Control	100.00	Reserve For Uncollected Taxes	169,249.35	1984 Taxes Cancelled, Abated or Adjusted	8,203.78
Environmental Inspection & Control	24,629.00	CAPITAL OUTLAY TOTAL	35,766.77	Transfer to Tax Title Liens or Foreclosed	8,046.68
Other Public Safety				Balance Outstanding Dec. 31, 1984	252,152.17
PUBLIC WORKS				PRIOR YEARS TAXES OUTSTANDING	
Streets and Drainage	50,535.00	Public Enterprises		Balance January 1, 1984	151,932.66
Sewers and Sewage Processing	189,287.42	Recreation—Culture		Collected in 1984	140,767.54
Garbage and Trash Disposal	4,985.00	Public Works	16,677.21	Cancelled, Abated or Adjusted 1984	5,270.76
Public Buildings and Grounds	387,322.35	Buildings and Grounds	19,089.56	Transfers to Tax Title Liens or Foreclosed	
Other Public Works		Library and Education		Balance December 31, 1984	5,894.36
HEALTH and WELFARE		Conservation		TAX TITLE LIENS OUTSTANDING	
Health Services Except Environmental	123,880.00	All Other		Balance January 1, 1984	29,127.37
Welfare-Public Assistance	560.00	CAPITAL DEBT AUTHORIZED, DECEMBER 31, 1984		Transfer From Taxes	8,046.68
Hospitals, Clinics, First Aid	1,400.00	ISSUED AND UNISSUED		Redeemed in 1984	28,466.04
Animal, Insect, & Rodent Control	3,500.00	School	1,128,815	Cancelled, Abated or Adjusted (1984)	
Other Welfare Services		Self-liquidating		Transfers to Foreclosed Property	
RECREATION and CONSERVATION		Other	7,787,899	Balance December 31, 1984	8,708.01
Beaches and Boardwalks		Total	8,916,715	PROPERTY ACQUIRED BY DEED OR FORECLOSURE	
Parks, Playgrounds, Shade Trees	3,730.00	ISSUED AND OUTSTANDING		Balance January 1, 1984	49,550.00
Land Reclamation & Conservation	17,540.00	School	1,128,815.82	Transfers From Taxes or Liens	
Other Recreational Services	69,755.00	Self-Liquidating		Sale for Cash (1984)	
EDUCATION (excluding schools)		Other	7,735,200.00	Cancelled, Abated or Adjusted (1984)	
Libraries	122,964.19	Total	8,864,015.82	Balance December 31, 1984	49,550.00
Other Educational Services		EQUALIZED VALUATION BASIS FOR NET DEBT COMPUTATION	344,013,777	CURRENT FINANCES DECEMBER 31, 1984	
STATUTORY EXPENDITURES		REAL PROPERTY VALUATIONS		ASSETS	
Pensions & F. I. C. A.	197,000.00	Code Class # of Parcels % VAL'N		Cash Dec. 31, 1984	617,316.48
Employee Fringe Benefits	81,100.00	1 Vacant Land 223 2.13	4,793,200.00	Taxes Receivable	258,046.53
Other Statutory Expenditures	7,000.00	2 Residential 2916 94.64	213,056,370.00	Tax Title Liens	8,708.01
CETA And Other Public Employment Programs		3 Farm 1	1,800.00	Foreclosed Property	49,550.00
MUNICIPAL FUNCTIONS TOTAL	2,709,509.54	4a Commercial 20 3.23	7,273,600.00	Emergencies & Other Deferred Charges	23,300.00
CAPITAL IMPROVEMENTS *MFMU*		4b Industrial		State and Federal Aid Receivable	
DEBT SERVICE		4c Apartments		Other Receivables	227.71
Principal Payments	561,670.81	Total 3165	225,124,970.00	Total	957,148.73
Interest Payments	451,748.15	Land Area 2.37 Sq. Miles		LIABILITIES, RESERVES, AND SURPLUS	
DEFERRED CHARGES		Net Valuation Taxable-Municipal	225,722,054	Cash Liabilities	462,808.95
SCHOOL, COUNTY, SPECIAL DISTRICT TAXES	5,979,375.35	Net Valuation Taxable-County	342,136,780	Reserves for Receivables	316,532.25
RESERVE FOR UNCOLLECTED TAXES	169,249.35	State Equalized Valuation	375,056,449	Surplus Dec. 31, 1984	177,807.53
EXPENDITURES TOTAL	9,883,129.45	State Equalization Ratio	60.12	Total	957,148.73

0336
Population 1980 808
Population 1984 806
S & P Rating
Moody Rating

General Tax Rate Per \$100.

2.37

State Equalized Tax Rate

2.13

WASHINGTON TWP. - BURLINGTON CO.

Form of Government:

Township Committee

Number of Members on Governing Body - 3

PER CAPITA:

Gross Debt 2.42
Net Debt 2.42
Debt Service
Total Tax Levy 723.99
Municipal Expenditures 289.17

PER CENT:

Gross Debt .01
Net Debt .01
Tax Levy Collected 81.52
Tax Levy Cancelled, Abated or Adjusted 6.24

EXPENDITURES		REVENUES-REALIZED		1984 PROPERTY TAX	
GENERAL GOVERNMENT				STATE EQUALIZED TAX RATE	
Governing Body & Public Boards		1984 Property Taxes Collected	475,703.30	Local District School Taxes	1.46
Municipal Clerk		1984 Payments in Lieu of Taxes		Regional & Consolidated School Tax	
Financial Administration	4,800.00	Delinquent Tax & Lien Collections	43,566.69	School Taxes in Municipal Budget	
Assessment of Taxes	5,500.00	Business Personalty Replacement Taxes	23,295.00	County Taxes	.63
Collection of Taxes	5,650.00	Taxes from Public Utilities	41,306.00	County Library Taxes	.04
Planning, Housing & Development	2,900.00	Other Miscellaneous Tax Revenues		Local Municipal Purpose Taxes	
Human Resources		State Aid Revenues	4,651.58	Veteran & Senior Citizen Taxes	
Elections		Federal Aid Revenues		Total Taxes for Rate Computation	2.13
General Administration (other)	27,500.00	State and Local Fiscal Assistance Act Utilized	4,737.00	Special District Taxes	
JUDICIARY		Sale of Acquired Property		Bank Corp. Taxes	
Municipal Courts	5,975.00	Other Miscellaneous Revenues	60,854.85	Added and Omitted Taxes	2,131.60
PUBLIC SAFETY		Total	654,114.42	Total Taxes Levied - ABSTRACT	583,536.70
Fire Protection	14,000.00	Prior Years Surplus Appropriated	115,000.00	Total Taxes Billed	583,536.70
Police Protection	7,500.00	REVENUES TOTAL	769,114.42	1984 TAXES COLLECTED	475,703.30
Civil Defense & Disaster Control	200.00	Reserve For Uncollected Taxes	90,100.00	1984 Taxes Cancelled, Abated or Adjusted	36,416.92
Environmental Inspection & Control	100.00			Transfer to Tax Title Liens or Foreclosed	
Other Public Safety				Balance Outstanding Dec. 31, 1984	71,416.48
PUBLIC WORKS		CAPITAL OUTLAY TOTAL		PRIOR YEARS TAXES OUTSTANDING	
Streets and Drainage	28,900.00	Public Enterprises		Balance January 1, 1984	32,785.81
Sewers and Sewage Processing		Recreation—Culture		Collected in 1984	30,370.54
Garbage and Trash Disposal	23,500.00	Public Works		Cancelled, Abated or Adjusted 1984	
Public Buildings and Grounds	1,000.00	Buildings and Grounds		Transfers to Tax Title Liens or Foreclosed	
Other Public Works		Library and Education		Balance December 31, 1984	2,415.27
HEALTH and WELFARE		Conservation		TAX TITLE LIENS OUTSTANDING	
Health Services Except Environmental	200.00	All Other		Balance January 1, 1984	9,950.43
Welfare-Public Assistance	1,000.00			Transfer From Taxes	
Hospitals, Clinics, First Aid		CAPITAL DEBT AUTHORIZED, DECEMBER 31, 1984		Redeemed in 1984	3,245.72
Animal, Insect, & Rodent Control	5,500.00	ISSUED AND UNISSUED GROSS DEBT		Cancelled, Abated or Adjusted (1984)	
Other Welfare Services		School		Transfers to Foreclosed Property	
RECREATION and CONSERVATION		Self-liquidating		Balance December 31, 1984	6,704.71
Beaches and Boardwalks		Other	1,950	PROPERTY ACQUIRED BY DEED OR	
Parks, Playgrounds, Shade Trees		Total	1,950	FORECLOSURE	
Land Reclamation & Conservation				Balance January 1, 1984	
Other Recreational Services		ISSUED AND OUTSTANDING		Transfers From Taxes or Liens	
EDUCATION (excluding schools)		School		Sale for Cash (1984)	
Libraries		Self-Liquidating		Cancelled, Abated or Adjusted (1984)	
Other Educational Services		Other		Balance December 31, 1984	
STATUTORY EXPENDITURES		Total		CURRENT FINANCES DECEMBER 31, 1984	
Pensions & F. I. C. A.	2,500.00	EQUALIZED VALUATION BASIS		ASSETS	
Employee Fringe Benefits		FOR NET DEBT COMPUTATION	28,050,222	Cash Dec. 31, 1984	436,156.99
Other Statutory Expenditures	200.00	REAL PROPERTY VALUATIONS		Taxes Receivable	73,831.75
CETA And Other Public Employment Programs		Code Class # of Parcels % VAL'N		Tax Title Liens	6,704.71
MUNICIPAL FUNCTIONS TOTAL	136,925.00	1 Vacant Land 265 7.41	1,748,050.00	Foreclosed Property	
CAPITAL IMPROVEMENTS *MEMO*		2 Residential 312 62.84	14,821,200.00	Emergencies & Other Deferred Charges	
DEBT SERVICE		3 Farm 83 8.26	1,948,850.00	State and Federal Aid Receivable	1,083.85
Principal Payments		4a Commercial 13 6.34	1,494,900.00	Other Receivables	641.25
Interest Payments		4b Industrial 8 15.15	3,573,600.00	Total	518,418.55
		4c Apartments		LIABILITIES, RESERVES, AND SURPLUS	
		Total 681	23,586,600.00	Cash Liabilities	294,806.22
DEFERRED CHARGES	6,050.00	Land Area 107.32 Sq. Miles		Reserves for Receivables	81,177.71
SCHOOL, COUNTY, SPECIAL DISTRICT TAXES	581,405.10	Net Valuation Taxable-Municipal	24,556,807	Surplus Dec. 31, 1984	142,434.62
RESERVE FOR UNCOLLECTED TAXES	90,100.00	Net Valuation Taxable-County	31,221,375	Total	518,418.55
EXPENDITURES TOTAL	814,480.10	State Equalized Valuation	27,171,718		
		State Equalization Ratio	90.02		

0818
Population 1980 27,878
Population 1984 30,416
S & P Rating
Moody Rating

General Tax Rate Per \$100.
3.19
State Equalized Tax Rate
2.30

WASHINGTON TWP. - GLOUCESTER CO.
Form of Government:
Mayor-Council Plan E (OMCL 50)
Number of Members on Governing Body - 5

PER CAPITA:
Gross Debt 414.74
Net Debt 62.59
Debt Service 9.94
Total Tax Levy 536.95
Municipal Expenditures 181.46
PER CENT:
Gross Debt 2.07
Net Debt .31
Tax Levy Collected 95.34
Tax Levy Cancelled, Abated or Adjusted .64

EXPENDITURES		REVENUES-REALIZED		1984 PROPERTY TAX	
GENERAL GOVERNMENT		STATE EQUALIZED TAX RATE		Local District School Taxes	
Governing Body & Public Boards		1984 Property Taxes Collected	15,600,892.41	1.34	8,729,341.93
Municipal Clerk		1984 Payments in Lieu of Taxes	13,836.00		
Financial Administration	54,814.07	Delinquent Tax & Lien Collections	629,951.26		
Assessment of Taxes	55,583.33	Business Personalty Replacement Taxes	106,319.84	.65	4,220,144.69
Collection of Taxes	63,170.86	Taxes from Public Utilities	1,590,178.00	.02	107,996.12
Planning, Housing & Development	58,594.56	Other Miscellaneous Tax Revenues		.29	1,874,000.00
Human Resources		State Aid Revenues	288,866.70		181,550.00
Elections	8,000.00	Federal Aid Revenues		Total Taxes for Rate Computation	2.30
General Administration (other)	535,244.12	State and Local Fiscal Assistance Act Utilized	181,535.42	Special District Taxes	15,113,920.74
JUDICIARY		Sale of Acquired Property		Bank Corp. Taxes	1,018,017.00
Municipal Courts	59,552.31	Other Miscellaneous Revenues		Added and Omitted Taxes	11,800.58
PUBLIC SAFETY		Total	602,516.38	Total Taxes Levied - ABSTRACT	370,619.96
Fire Protection		REVENUES TOTAL	19,014,096.01	Total Taxes Billed	16,331,920.28
Police Protection	1,663,763.24	Prior Years Surplus Appropriated	524,295.97	1984 TAXES COLLECTED	16,363,161.54
Civil Defense & Disaster Control	2,739.80	Reserve For Uncollected Taxes	797,945.95	1984 Taxes Cancelled, Abated or Adjusted	15,600,892.41
Environmental Inspection & Control	130,105.02	CAPITAL OUTLAY TOTAL	1,591,855.92	Transfer to Tax Title Liens or Foreclosed	105,441.57
Other Public Safety				Balance Outstanding Dec. 31, 1984	137,332.08
PUBLIC WORKS					519,495.48
Streets and Drainage	717,630.55	Public Enterprises		PRIOR YEARS TAXES OUTSTANDING	
Sewers and Sewage Processing		Recreation—Culture		Balance January 1, 1984	605,400.06
Garbage and Trash Disposal		Public Works	600.00	Collected in 1984	553,554.00
Public Buildings and Grounds	151,701.42	Buildings and Grounds	1,591,255.92	Cancelled, Abated or Adjusted 1984	
Other Public Works	113,203.50	Library and Education		Transfers to Tax Title Liens or Foreclosed	42,081.38
HEALTH and WELFARE		Conservation		Balance December 31, 1984	9,764.68
Health Services Except Environmental	12,708.84	All Other		TAX TITLE LIENS OUTSTANDING	
Welfare-Public Assistance	7,044.86			Balance January 1, 1984	273,347.27
Hospitals, Clinics, First Aid				Transfer From Taxes	186,479.15
Animal, Insect, & Rodent Control	1,000.00			Redeemed in 1984	76,397.26
Other Welfare Services				Cancelled, Abated or Adjusted (1984)	
RECREATION and CONSERVATION				Transfers to Foreclosed Property	
Beaches and Boardwalks				Balance December 31, 1984	383,429.16
Parks, Playgrounds, Shade Trees	131,358.28			PROPERTY ACQUIRED BY DEED OR FORECLOSURE	
Land Reclamation & Conservation				Balance January 1, 1984	2,666,100.00
Other Recreational Services	53,742.69			Transfers From Taxes or Liens	
EDUCATION (excluding schools)				Sale for Cash (1984)	
Libraries	61,929.77			Cancelled, Abated or Adjusted (1984)	
Other Educational Services				Balance December 31, 1984	2,666,100.00
STATUTORY EXPENDITURES				CURRENT FINANCES DECEMBER 31, 1984	
Pensions & F. I. C. A.	301,919.20			ASSETS	
Employee Fringe Benefits	235,475.00			Cash Dec. 31, 1984	1,025,275.10
Other Statutory Expenditures				Taxes Receivable	529,260.16
CETA And Other Public Employment Programs				Tax Title Liens	383,429.16
MUNICIPAL FUNCTIONS TOTAL	4,419,281.42			Foreclosed Property	2,666,100.00
CAPITAL IMPROVEMENTS *MEMO*	57,550.00			Emergencies & Other Deferred Charges	
DEBT SERVICE				State and Federal Aid Receivable	70,650.84
Principal Payments	256,025.00			Other Receivables	18,611.13
Interest Payments	46,185.00			Total	4,693,326.39
DEFERRED CHARGES				LIABILITIES, RESERVES, AND SURPLUS	
SCHOOL, COUNTY, SPECIAL DISTRICT TAXES	14,075,499.74			Cash Liabilities	349,787.90
RESERVE FOR UNCOLLECTED TAXES	797,945.95			Reserves for Receivables	3,597,400.45
EXPENDITURES TOTAL	19,594,937.11			Surplus Dec. 31, 1984	746,138.04
				Total	4,693,326.39

1112
Population 1980 3,487
Population 1984 3,524
S & P Rating
Moody Rating

General Tax Rate Per \$100. 4.22
State Equalized Tax Rate 2.06

WASHINGTON TOWNSHIP — MERCER CO.
Form of Government:
Township Committee
Number of Members on Governing Body — 3

PER CAPITA:
Gross Debt 239.94
Net Debt 189.32
Debt Service 14.26
Total Tax Levy 703.96
Municipal Expenditures 573.85
PER CENT:
Gross Debt .96
Net Debt .63
Tax Levy Collected 91.10
Tax Levy Cancelled, Abated or Adjusted .86

EXPENDITURES		REVENUES-REALIZED		1984 PROPERTY TAX	
GENERAL GOVERNMENT				STATE EQUALIZED TAX RATE 1.22	
Governing Body & Public Boards		1984 Property Taxes Collected	2,253,621.09	Local District School Taxes	1,427,535.00
Municipal Clerk		1984 Payments in Lieu of Taxes	3,575.81	Regional & Consolidated School Tax	
Financial Administration	17,200.00	Delinquent Tax & Lien Collections	206,299.91	School Taxes in Municipal Budget	
Assessment of Taxes	16,400.00	Business Personalty Replacement Taxes	63,682.36	County Taxes	.76 889,783.20
Collection of Taxes	11,523.00	Taxes from Public Utilities	895,862.00	County Library Taxes	.09 102,376.43
Planning, Housing & Development	161,999.37	Other Miscellaneous Tax Revenues		Local Municipal Purpose Taxes	
Human Resources	3,300.00	State Aid Revenues	23,594.96	Veteran & Senior Citizen Taxes	26,250.00
Elections	1,450.00	Federal Aid Revenues		Total Taxes for Rate Computation	2.07 2,445,944.63
General Administration (other)	308,895.00	State and Local Fiscal Assistance Act Utilized	24,089.00	Special District Taxes	
JUDICIARY		Sale of Acquired Property	5,350.00	Bank Corp. Taxes	6,862.20
Municipal Courts	70,800.00	Other Miscellaneous Revenues	527,050.48	Added and Omitted Taxes	54,215.25
PUBLIC SAFETY		Total	4,003,125.61	Total Taxes Levied - ABSTRACT	2,480,772.08
Fire Protection	90,295.00	Prior Years Surplus Appropriated	474,804.24	Total Taxes Billed	2,473,909.88
Police Protection	420,863.00	REVENUES TOTAL	4,477,929.85	1984 TAXES COLLECTED	2,253,621.09
Civil Defense & Disaster Control	900.00	Reserve For Uncollected Taxes	262,000.00	1984 Taxes Cancelled, Abated or Adjusted	21,218.16
Environmental Inspection & Control	25,225.00			Transfer to Tax Title Liens or Foreclosed	177.24
Other Public Safety		CAPITAL OUTLAY TOTAL	31,063.83	Balance Outstanding Dec. 31, 1984	198,893.39
PUBLIC WORKS				PRIOR YEARS TAXES OUTSTANDING	
Streets and Drainage	195,155.00	Public Enterprises		Balance January 1, 1984	204,444.73
Sewers and Sewage Processing		Recreation—Culture		Collected in 1984	203,400.81
Garbage and Trash Disposal	171,500.00	Public Works	7,842.00	Cancelled, Abated or Adjusted 1984	
Public Buildings and Grounds	44,200.00	Buildings and Grounds	23,221.83	Transfers to Tax Title Liens or Foreclosed	
Other Public Works		Library and Education		Balance December 31, 1984	1,043.92
HEALTH and WELFARE		Conservation		TAX TITLE LIENS OUTSTANDING	
Health Services Except Environmental	32,210.00	All Other		Balance January 1, 1984	4,761.51
Welfare-Public Assistance	3,650.00			Transfer From Taxes	177.24
Hospitals, Clinics, First Aid		CAPITAL DEBT AUTHORIZED, DECEMBER 31, 1984		Redeemed in 1984	2,899.10
Animal, Insect, & Rodent Control	4,000.00	ISSUED AND UNISSUED		Cancelled, Abated or Adjusted (1984)	
Other Welfare Services		School	320,000	Transfers to Foreclosed Property	
RECREATION and CONSERVATION		Self-liquidating		Balance December 31, 1984	2,039.65
Beaches and Boardwalks		Other	701,750	PROPERTY ACQUIRED BY DEED OR FORECLOSURE	
Parks, Playgrounds, Shade Trees		Total	1,021,750	Balance January 1, 1984	21,575.00
Land Reclamation & Conservation	2,750.00	ISSUED AND OUTSTANDING		Transfers From Taxes or Liens	
Other Recreational Services	26,550.00	School	320,000.00	Sale for Cash (1984)	5,350.00
EDUCATION (excluding schools)		Self-Liquidating		Cancelled, Abated or Adjusted (1984)	9,800.00
Libraries	750.00	Other	583,000.00	Balance December 31, 1984	6,425.00
Other Educational Services		Total	903,000.00	CURRENT FINANCES DECEMBER 31, 1984	
STATUTORY EXPENDITURES		EQUALIZED VALUATION BASIS FOR NET DEBT COMPUTATION	106,429,194	ASSETS	
Pensions & F. I. C. A.	75,473.00	REAL PROPERTY VALUATIONS		Cash Dec. 31, 1984	919,262.81
Employee Fringe Benefits		Code Class # of Parcels % VAL'N		Taxes Receivable	199,937.31
Other Statutory Expenditures	5,000.00	1 Vacant Land 205 8.55	4,826,200.00	Tax Title Liens	2,039.65
CETA And Other Public Employment Programs		2 Residential 812 55.20	31,173,850.00	Foreclosed Property	6,425.00
MUNICIPAL FUNCTIONS		3 Farm 447 11.60	6,548,650.00	Emergencies & Other Deferred Charges	40,925.44
CAPITAL IMPROVEMENTS *MEMO*	45,000.00	4a Commercial 98 20.47	11,559,600.00	State and Federal Aid Receivable	912.84
DEBT SERVICE		4b Industrial 7 1.98	1,117,250.00	Other Receivables	7,574.69
Principal Payments	33,000.00	4c Apartments 1 2.21	1,250,000.00	Total	1,177,077.74
Interest Payments	17,248.00	Total 1570	56,475,550.00	LIABILITIES, RESERVES, AND SURPLUS	
DEFERRED CHARGES	19,418.17	Land Area 20.70 Sq. Miles		Cash Liabilities	377,367.14
SCHOOL, COUNTY, SPECIAL DISTRICT TAXES	2,419,694.63	Net Valuation Taxable-Municipal	57,381,250	Reserves for Receivables	215,976.65
RESERVE FOR UNCOLLECTED TAXES	262,000.00	Net Valuation Taxable-County	110,341,080	Surplus Dec. 31, 1984	583,733.95
EXPENDITURES TOTAL	4,441,949.17	State Equalized Valuation	116,543,110	Total	1,177,077.74
		State Equalization Ratio	48.84		

1438
Population 1980 11,402
Population 1984 13,372
S & P Rating
Moody Rating AAA

General Tax Rate Per \$100. 2.57
State Equalized Tax Rate 2.21

WASHINGTON TOWNSHIP - MORRIS CO.
Form of Government:
Township Committee
Number of Members on Governing Body - 5

PER CAPITA:
Gross Debt 554.32
Net Debt 247.45
Debt Service 76.78
Total Tax Levy 831.48
Municipal Expenditures 351.50

PER CENT:
Gross Debt 1.71
Net Debt .76
Tax Levy Collected 96.84
Tax Levy Cancelled, Abated or Adjusted .03

EXPENDITURES		REVENUES-REALIZED		1984 PROPERTY TAX	
GENERAL GOVERNMENT				STATE EQUALIZED TAX RATE	
Governing Body & Public Boards		1984 Property Taxes Collected	10,781,158.57	Local District School Taxes	.91 4,387,813.00
Municipal Clerk		1984 Payments in Lieu of Taxes		Regional & Consolidated School Tax	.47 2,255,227.91
Financial Administration	32,592.00	Delinquent Tax & Lien Collections	463,033.91	School Taxes in Municipal Budget	
Assessment of Taxes	59,278.70	Business Personalty Replacement Taxes	107,998.32	County Taxes	.36 1,729,146.68
Collection of Taxes	63,135.31	Taxes from Public Utilities	718,650.00	County Library Taxes	.01 66,183.35
Planning, Housing & Development	105,900.00	Other Miscellaneous Tax Revenues		Local Municipal Purpose Taxes	.46 2,222,923.15
Human Resources	21,500.00	State Aid Revenues	90,225.48	Veteran & Senior Citizen Taxes	
Elections	3,549.25	Federal Aid Revenues	21,349.00	Total Taxes for Rate Computation	2.21 10,716,194.09
General Administration (other)	444,554.68	State and Local Fiscal Assistance Act Utilized	109,093.22	Special District Taxes	
JUDICIARY		Sale of Acquired Property		Bank Corp. Taxes	2,782.77
Municipal Courts	34,407.00	Other Miscellaneous Revenues		Added and Omitted Taxes	454,515.30
PUBLIC SAFETY		Total	13,071,963.74	Total Taxes Levied - ABSTRACT	11,118,592.16
Fire Protection	62,341.79	Prior Years Surplus Appropriated	985,500.00	Total Taxes Billed	11,132,417.68
Police Protection	796,657.10	REVENUES TOTAL	14,057,463.74	1984 TAXES COLLECTED	10,781,158.57
Civil Defense & Disaster Control	800.00	Reserve For Uncollected Taxes	527,036.80	1984 Taxes Cancelled, Abated or Adjusted	3,553.03
Environmental Inspection & Control	130,250.00	CAPITAL OUTLAY TOTAL	934,260.49	Transfer to Tax Title Liens or Foreclosed	6,591.91
Other Public Safety				Balance Outstanding Dec. 31, 1984	341,114.17
PUBLIC WORKS				PRIOR YEARS TAXES OUTSTANDING	
Streets and Drainage	772,183.43	Public Enterprises		Balance January 1, 1984	424,896.98
Sewers and Sewage Processing	39,281.00	Recreation - Culture		Collected in 1984	409,060.26
Garbage and Trash Disposal	19,400.00	Public Works	928,974.99	Cancelled, Abated or Adjusted 1984	
Public Buildings and Grounds	69,304.00	Buildings and Grounds	5,285.50	Transfers to Tax Title Liens or Foreclosed	1,899.49
Other Public Works	2,500.00	Library and Education		Balance December 31, 1984	13,937.23
HEALTH and WELFARE		Conservation		TAX TITLE LIENS OUTSTANDING	
Health Services Except Environmental	109,820.00	All Other		Balance January 1, 1984	87,283.40
Welfare-Public Assistance	9,293.00			Transfer From Taxes	8,726.77
Hospitals, Clinics, First Aid				Redeemed in 1984	53,973.65
Animal, Insect, & Rodent Control				Cancelled, Abated or Adjusted (1984)	2,299.32
Other Welfare Services				Transfers to Foreclosed Property	
RECREATION and CONSERVATION				Balance December 31, 1984	39,737.20
Beaches and Boardwalks				PROPERTY ACQUIRED BY DEED OR	
Parks, Playgrounds, Shade Trees	205.00			FORECLOSURE	
Land Reclamation & Conservation	175.00			Balance January 1, 1984	382,950.00
Other Recreational Services	36,134.00			Transfers From Taxes or Liens	
EDUCATION (excluding schools)				Sale for Cash (1984)	
Libraries	24,750.00			Cancelled, Abated or Adjusted (1984)	
Other Educational Services				Balance December 31, 1984	382,950.00
STATUTORY EXPENDITURES				CURRENT FINANCES DECEMBER 31, 1984	
Pensions & F. I. C. A.	195,927.83			ASSETS	
Employee Fringe Benefits	90,000.00			Cash Dec. 31, 1984	2,376,241.37
Other Statutory Expenditures	15,360.00			Taxes Receivable	355,051.40
CETA And Other Public Employment Programs				Tax Title Liens	39,737.20
MUNICIPAL FUNCTIONS TOTAL	3,139,299.09			Foreclosed Property	382,950.00
CAPITAL IMPROVEMENTS *MEMO*	229,193.00			Emergencies & Other Deferred Charges	
DEBT SERVICE				State and Federal Aid Receivable	29,943.27
Principal Payments	795,139.00			Other Receivables	57,685.02
Interest Payments	231,525.07			Total	3,241,608.26
DEFERRED CHARGES	7,200.00			LIABILITIES, RESERVES, AND SURPLUS	
SCHOOL, COUNTY, SPECIAL DISTRICT TAXES	8,438,370.94			Cash Liabilities	580,701.29
RESERVE FOR UNCOLLECTED TAXES	527,036.80			Reserves for Receivables	835,423.62
EXPENDITURES TOTAL	13,138,620.90			Surplus Dec. 31, 1984	1,825,483.35
				Total	3,241,608.26

PER CAPITA:		PER CENT:	
Gross Debt	81.46	Gross Debt	.33
Net Debt	4.21	Net Debt	.02
Debt Service	4.94	Tax Levy Collected	92.23
Total Tax Levy	650.17	Tax Levy Cancelled, Abated	
Municipal Expenditures	259.22	or Adjusted	.27

EXPENDITURES		REVENUES-REALIZED		1984 PROPERTY TAX	
GENERAL GOVERNMENT				STATE EQUALIZED TAX RATE	
Governing Body & Public Boards		1984 Property Taxes Collected	2,564,300.56	Local District School Taxes	.67 789,330.00
Municipal Clerk		1984 Payments in Lieu of Taxes		Regional & Consolidated School Tax	.78 917,141.27
Financial Administration	12,063.40	Delinquent Tax & Lien Collections	197,710.51	School Taxes in Municipal Budget	
Assessment of Taxes	10,160.00	Business Personalty Replacement Taxes	63,024.32	County Taxes	.63 * 739,741.84
Collection of Taxes	13,859.83	Taxes from Public Utilities	256,305.00	County Library Taxes	.03 36,948.52
Planning, Housing & Development	24,508.00	Other Miscellaneous Tax Revenues		Local Municipal Purpose Taxes	.21 251,143.26
Human Resources		State Aid Revenues	25,617.38	Veteran & Senior Citizen Taxes	53,750.00
Elections		Federal Aid Revenues		Total Taxes for Rate Computation	2.32 2,788,054.89
General Administration (other)	137,568.04	State and Local Fiscal Assistance Act Utilized	18,852.28	Special District Taxes	
JUDICIARY		Sale of Acquired Property		Bank Corp. Taxes	1,983.88
Municipal Courts	14,707.53	Other Miscellaneous Revenues	243,025.72	Added and Omitted Taxes	39,922.02
PUBLIC SAFETY		Total	3,368,835.77	Total Taxes Levied - ABSTRACT	2,776,210.79
Fire Protection	32,220.00	Prior Years Surplus Appropriated	330,000.00	Total Taxes Billed	2,780,288.58
Police Protection	211,305.36	REVENUES	3,698,835.77	1984 TAXES COLLECTED	2,564,300.56
Civil Defense & Disaster Control	1,000.00	Reserve For Uncollected Taxes	233,202.89	1984 Taxes Cancelled, Abated or Adjusted	7,410.83
Environmental Inspection & Control				Transfer to Tax Title Liens or Foreclosed	3,650.65
Other Public Safety				Balance Outstanding Dec. 31, 1984	204,935.54
PUBLIC WORKS		CAPITAL OUTLAY	TOTAL	PRIOR YEARS TAXES OUTSTANDING	
Streets and Drainage	216,031.25	Public Enterprises		Balance January 1, 1984	189,496.56
Sewers and Sewage Processing		Recreation—Culture		Collected in 1984	183,737.06
Garbage and Trash Disposal	10,650.00	Public Works		Cancelled, Abated or Adjusted 1984	250.00
Public Buildings and Grounds	43,196.84	Buildings and Grounds		Transfers to Tax Title Liens or Foreclosed	1,341.61
Other Public Works		Library and Education		Balance December 31, 1984	4,167.89
HEALTH and WELFARE		Conservation		TAX TITLE LIENS OUTSTANDING	
Health Services Except Environmental	7,365.76	All Other		Balance January 1, 1984	35,192.52
Welfare-Public Assistance	3,100.00			Transfer From Taxes	5,226.28
Hospitals, Clinics, First Aid	2,000.00	CAPITAL DEBT AUTHORIZED, DECEMBER 31, 1984		Redeemed in 1984	13,973.45
Animal, Insect, & Rodent Control	4,796.80	ISSUED AND UNISSUED	GROSS DEBT	Cancelled, Abated or Adjusted (1984)	
Other Welfare Services		School	329,842	Transfers to Foreclosed Property	
RECREATION and CONSERVATION		Self-liquidating		Balance December 31, 1984	26,445.35
Beaches and Boardwalks		Other	17,976	PROPERTY ACQUIRED BY DEED OR FORECLOSURE	
Parks, Playgrounds, Shade Trees	5,000.00	Total	347,818	Balance January 1, 1984	7,375.00
Land Reclamation & Conservation	500.00	ISSUED AND OUTSTANDING		Transfers From Taxes or Liens	
Other Recreational Services	8,500.00	School	329,842.61	Sale for Cash (1984)	
EDUCATION (excluding schools)		Self-liquidating		Cancelled, Abated or Adjusted (1984)	
Libraries		Other		Balance December 31, 1984	7,375.00
Other Educational Services		Total	329,842.61	CURRENT FINANCES DECEMBER 31, 1984	
STATUTORY EXPENDITURES		EQUALIZED VALUATION BASIS		ASSETS	
Pensions & F. I. C. A.	44,000.00	FOR NET DEBT COMPUTATION	106,792,634	Cash Dec. 31, 1984	1,579,679.83
Employee Fringe Benefits	24,000.00	REAL PROPERTY VALUATIONS		Taxes Receivable	209,103.43
Other Statutory Expenditures	3,600.00	Code Class # of Parcels % VAL'N	ASSESSED VALUATION	Tax Title Liens	26,445.35
CETA And Other Public Employment Programs		1 Vacant Land 405 5.17	5,709,825.00	Foreclosed Property	7,375.00
MUNICIPAL FUNCTIONS		2 Residential 1264 76.26	84,190,020.00	Emergencies & Other Deferred Charges	9,004.79
CAPITAL IMPROVEMENTS	*MEMO*	3 Farm 228 6.90	7,616,874.00	State and Federal Aid Receivable	
DEBT SERVICE		4a Commercial 75 9.00	9,932,100.00	Other Receivables	8,073.80
Principal Payments	20,000.00	4b Industrial 8 2.48	2,734,200.00	Total	1,839,682.20
Interest Payments	1,100.00	4c Apartments 2 .20	220,600.00	LIABILITIES, RESERVES, AND SURPLUS	
		Total 1982	110,403,619.00	Cash Liabilities	1,007,243.03
DEFERRED CHARGES	22,439.26	Land Area 18.15 Sq. Miles		Reserves for Receivables	250,997.58
SCHOOL, COUNTY, SPECIAL DISTRICT TAXES	2,483,161.63	Net Valuation Taxable-Municipal	111,846,768	Surplus Dec. 31, 1984	581,441.59
RESERVE FOR UNCOLLECTED TAXES	233,202.89	Net Valuation Taxable-County	110,354,053	Total	1,839,682.20
EXPENDITURES	3,590,041.59	State Equalized Valuation	117,085,825		
TOTAL		State Equalization Ratio	95.47		

1821
Population 1980 5,290
Population 1984 5,303
S & P Rating
Moody Rating AA

General Tax Rate Per \$100. 2.06
State Equalized Tax Rate 1.88

WATCHUNG BOROUGH - SOMERSET CO.
Form of Government:
Borough Council
Number of Members on Governing Body - 6

PER CAPITA:
Gross Debt 1,111.95
Net Debt 951.01
Debt Service 89.78
Total Tax Levy 1,364.19
Municipal Expenditures 529.93

PER CENT:
Gross Debt 1.66
Net Debt 1.42
Tax Levy Collected 98.14
Tax Levy Cancelled, Abated or Adjusted .16

EXPENDITURES		REVENUES-REALIZED		1984 PROPERTY TAX	
GENERAL GOVERNMENT				STATE EQUALIZED TAX RATE	
Governing Body & Public Boards		1984 Property Taxes Collected	7,095,076.80	Local District School Taxes .54	2,065,204.50
Municipal Clerk		1984 Payments in Lieu of Taxes		Regional & Consolidated School Tax .48	1,823,630.15
Financial Administration	34,363.03	Delinquent Tax & Lien Collections	165,397.29	School Taxes in Municipal Budget	
Assessment of Taxes	18,587.86	Business Personalty Replacement Taxes	229,597.08	County Taxes .50	1,891,982.10
Collection of Taxes	30,938.26	Taxes from Public Utilities	544,687.00	County Library Taxes .04	146,836.41
Planning, Housing & Development	3,800.00	Other Miscellaneous Tax Revenues		Local Municipal Purpose Taxes .32	1,218,797.17
Human Resources		State Aid Revenues	33,235.18	Veteran & Senior Citizen Taxes	32,500.00
Elections	1,200.00	Federal Aid Revenues		Total Taxes for Rate Computation 1.88	7,178,950.33
General Administration (other)	292,737.98	State and Local Fiscal Assistance Act Utilized	24,155.02	Special District Taxes	
JUDICIARY		Sale of Acquired Property		Bank Corp. Taxes	15,722.17
Municipal Courts	43,663.00	Other Miscellaneous Revenues	660,590.79	Added and Omitted Taxes	72,120.98
PUBLIC SAFETY		Total	8,752,729.16	Total Taxes Levied - ABSTRACT	7,234,293.48
Fire Protection	146,723.11	Prior Years Surplus Appropriated	365,000.00	Total Taxes Billed	7,229,617.87
Police Protection	696,028.13	REVENUES TOTAL	9,117,729.16	1984 TAXES COLLECTED	7,095,076.80
Civil Defense & Disaster Control	500.00	Reserve For Uncollected Taxes	213,746.09	1984 Taxes Cancelled, Abated or Adjusted	11,733.76
Environmental Inspection & Control	20,066.00	CAPITAL OUTLAY TOTAL	264,492.20	Transfer to Tax Title Liens or Foreclosed	28,774.08
Other Public Safety				Balance Outstanding Dec. 31, 1984	94,033.23
PUBLIC WORKS				PRIOR YEARS TAXES OUTSTANDING	
Streets and Drainage	162,000.00	Public Enterprises		Balance January 1, 1984	105,052.20
Sewers and Sewage Processing	125,679.35	Recreation—Culture	710.20	Collected in 1984	103,936.97
Garbage and Trash Disposal		Public Works	263,782.00	Cancelled, Abated or Adjusted 1984	
Public Buildings and Grounds	116,499.06	Buildings and Grounds		Transfers to Tax Title Liens or Foreclosed	990.85
Other Public Works	1,850.00	Library and Education		Balance December 31, 1984	124.38
HEALTH and WELFARE		Conservation		TAX TITLE LIENS OUTSTANDING	
Health Services Except Environmental	21,847.00	All Other		Balance January 1, 1984	115,813.42
Welfare-Public Assistance	3,262.54	CAPITAL DEBT AUTHORIZED, DECEMBER 31, 1984		Transfer From Taxes	29,864.39
Hospitals, Clinics, First Aid	3,000.00	ISSUED AND UNISSUED		Redeemed in 1984	61,450.32
Animal, Insect, & Rodent Control	500.00	School	853,458	Cancelled, Abated or Adjusted (1984)	
Other Welfare Services		Self-liquidating		Transfers to Foreclosed Property	
RECREATION and CONSERVATION		Other	5,043,199	Balance December 31, 1984	84,227.49
Beaches and Boardwalks		Total	5,896,657	PROPERTY ACQUIRED BY DEED OR FORECLOSURE	
Parks, Playgrounds, Shade Trees		ISSUED AND OUTSTANDING		Balance January 1, 1984	
Land Reclamation & Conservation		School	853,458.01	Transfers From Taxes or Liens	
Other Recreational Services	23,964.00	Self-Liquidating		Sale for Cash (1984)	
EDUCATION (excluding schools)		Other	4,048,120.50	Cancelled, Abated or Adjusted (1984)	
Libraries	3,500.00	Total	4,901,578.51	Balance December 31, 1984	
Other Educational Services		EQUALIZED VALUATION BASIS		CURRENT FINANCES DECEMBER 31, 1984	
STATUTORY EXPENDITURES		FOR NET DEBT COMPUTATION	355,611,445	ASSETS	
Pensions & F. I. C. A.	156,972.47	REAL PROPERTY VALUATIONS		Cash Dec. 31, 1984	1,315,472.85
Employee Fringe Benefits	66,654.03	Code Class # of Parcels % VAL'N		Taxes Receivable	94,157.61
Other Statutory Expenditures	1,000.00	1 Vacant Land 253 4.67	16,137,350.00	Tax Title Liens	84,227.49
CETA And Other Public Employment Programs		2 Residential 1623 73.71	254,581,600.00	Foreclosed Property	
MUNICIPAL FUNCTIONS TOTAL	1,975,340.82	3 Farm 3 .06	219,480.00	Emergencies & Other Deferred Charges	5,699.00
CAPITAL IMPROVEMENTS *MEMO*	150,000.00	4a Commercial 102 13.71	47,366,300.00	State and Federal Aid Receivable	
DEBT SERVICE		4b Industrial 30 7.84	27,096,600.00	Other Receivables	106,481.31
Principal Payments	184,259.50	4c Apartments		Total	1,606,038.26
Interest Payments	291,857.35	Total 2016	345,401,330.00	LIABILITIES, RESERVES, AND SURPLUS	
DEFERRED CHARGES	145,001.00	Land Area 6.00 Sq. Miles		Cash Liabilities	503,723.05
SCHOOL, COUNTY, SPECIAL DISTRICT TAXES	5,927,653.16	Net Valuation Taxable-Municipal	347,451,305	Reserves for Receivables	284,866.41
RESERVE FOR UNCOLLECTED TAXES	213,746.09	Net Valuation Taxable-County	375,125,144	Surplus Dec. 31, 1984	817,448.80
EXPENDITURES TOTAL	8,737,857.92	State Equalized Valuation	380,945,686	Total	1,606,038.26
		State Equalization Ratio	91.16		

0435
Population 1980 8,126
Population 1984 9,255
S & P Rating
Moody Rating AAA

General Tax Rate Per \$100.
3.74
State Equalized Tax Rate
2.89

WATERFORD TOWNSHIP - CAMDEN CO.
Form of Government:
Township Committee
Number of Members on Governing Body - 5

PER CAPITA:
Gross Debt 1,008.14
Net Debt 489.07
Debt Service 18.57
Totl Tax Levy 565.21
Municipal Expenditures 273.96
PER CENT:
Gross Debt 5.64
Net Debt 2.74
Tax Levy Collected 94.78
Tax Levy Cancelled, Abated or Adjusted .21

EXPENDITURES		REVENUES-REALIZED		1984 PROPERTY TAX	
GENERAL GOVERNMENT				STATE EQUALIZED TAX RATE →	
Governing Body & Public Boards		1984 Property Taxes Collected	4,959,794.22	Local District School Taxes .83	1,468,116.70
Municipal Clerk		1984 Payments in Lieu of Taxes		Regional & Consolidated School Tax .64	1,134,941.39
Financial Administration	28,000.00	Delinquent Tax & Lien Collections	210,143.38	School Taxes in Municipal Budget	
Assessment of Taxes	36,708.50	Business Personalty Replacement Taxes	28,736.24	County Taxes 1.15	2,038,705.00
Collection of Taxes	71,825.00	Taxes from Public Utilities	734,585.00	County Library Taxes	
Planning, Housing & Development	42,513.61	Other Miscellaneous Tax Revenues		Local Municipal Purpose Taxes .26	466,300.00
Human Resources		State Aid Revenues	81,046.46	Veteran & Senior Citizen Taxes	89,850.00
Elections	6,430.24	Federal Aid Revenues		Total Taxes for Rate Computation 2.88	5,197,913.09
General Administration (other)	313,577.27	State and Local Fiscal Assistance Act Utilized	42,233.45	Special District Taxes	
JUDICIARY		Sale of Acquired Property		Bank Corp. Taxes	555.75
Municipal Courts	48,500.96	Other Miscellaneous Revenues	518,971.36	Added and Omitted Taxes	122,364.13
PUBLIC SAFETY		Total	6,575,510.11	Total Taxes Levied - ABSTRACT	5,230,982.97
Fire Protection	45,304.62	Prior Years Surplus Appropriated	280,800.00	Total Taxes Billed	5,232,685.04
Police Protection	479,552.45	REVENUES TOTAL	6,856,310.11	1984 TAXES COLLECTED	4,959,794.22
Civil Defense & Disaster Control	1,000.00	Reserve For Uncollected Taxes	292,806.29	1984 Taxes Cancelled, Abated or Adjusted	10,981.73
Environmental Inspection & Control	65,924.82	CAPITAL OUTLAY TOTAL	408,852.58	Transfer to Tax Title Liens or Foreclosed	
Other Public Safety		Public Enterprises		Balance Outstanding Dec. 31, 1984	261,909.09
PUBLIC WORKS		Recreation—Culture	92,925.97	PRIOR YEARS TAXES OUTSTANDING	
Streets and Drainage	259,711.52	Public Works	296,623.04	Balance January 1, 1984	215,485.94
Sewers and Sewage Processing	150,122.64	Buildings and Grounds	19,303.57	Collected in 1984	206,822.08
Garbage and Trash Disposal	117,340.96	Library and Education		Cancelled, Abated or Adjusted 1984	2,100.90
Public Buildings and Grounds	55,300.00	Conservation		Transfers to Tax Title Liens or Foreclosed	
Other Public Works		All Other		Balance December 31, 1984	6,562.96
HEALTH and WELFARE		CAPITAL DEBT AUTHORIZED, DECEMBER 31, 1984		TAX TITLE LIENS OUTSTANDING	
Health Services Except Environmental	2,800.00	ISSUED AND UNISSUED		Balance January 1, 1984	11,702.28
Welfare-Public Assistance	6,200.00	SCHOOL	7,258,863	Transfer From Taxes	
Hospitals, Clinics, First Aid		Self-liquidating		Redeemed in 1984	3,321.30
Animal, Insect, & Rodent Control	17,497.97	Other	2,071,484	Cancelled, Abated or Adjusted (1984)	
Other Welfare Services		Total	9,330,347	Transfers to Foreclosed Property	
RECREATION and CONSERVATION		ISSUED AND OUTSTANDING		Balance December 31, 1984	8,380.98
Beaches and Boardwalks		SCHOOL		PROPERTY ACQUIRED BY DEED OR	
Parks, Playgrounds, Shade Trees	17,000.00	Self-liquidating		FORECLOSURE	
Land Reclamation & Conservation	600.00	Other		Balance January 1, 1984	46,491.00
Other Recreational Services	2,200.00	Total		Transfers From Taxes or Liens	
EDUCATION (excluding schools)		EQUALIZED VALUATION BASIS		Sale for Cash (1984)	
Libraries	68,392.00	FOR NET DEBT COMPUTATION	165,407,483	Cancelled, Abated or Adjusted (1984)	
Other Educational Services		REAL PROPERTY VALUATIONS		Balance December 31, 1984	46,491.00
STATUTORY EXPENDITURES		Code Class # of Parcels % VAL'N		CURRENT FINANCES DECEMBER 31, 1984	
Pensions & F. I. C. A.	108,494.14	1 Vacant Land 759 5.93		ASSETS	
Employee Fringe Benefits	73,867.08	2 Residential 2550 82.33		Cash Dec. 31, 1984	443,307.41
Other Statutory Expenditures	11,500.00	3 Farm 233 2.73		Taxes Receivable	268,472.05
CETA And Other Public Employment Programs		4a Commercial 116 8.44		Tax Title Liens	8,380.98
MUNICIPAL FUNCTIONS TOTAL	2,030,363.78	4b Industrial 9 .51		Foreclosed Property	46,491.00
CAPITAL IMPROVEMENTS *M.F.H.O.*	23,025.00	4c Apartments 1 .05		Emergencies & Other Deferred Charges	489,638.76
DEBT SERVICE		Total 3668		State and Federal Aid Receivable	4,984.66
Principal Payments	40,000.00	Land Area 36.11 Sq. Miles		Other Receivables	468,302.65
Interest Payments	131,906.62	Net Valuation Taxable-Municipal	136,759,136	Total	1,729,577.51
DEFERRED CHARGES	40,389.21	Net Valuation Taxable-County	172,479,536	LIABILITIES, RESERVES, AND SURPLUS	
SCHOOL, COUNTY, SPECIAL DISTRICT TAXES	4,641,763.09	State Equalized Valuation	176,424,815	Cash Liabilities	885,567.24
RESERVE FOR UNCOLLECTED TAXES	292,806.29	State Equalization Ratio	77.26	Reserves for Receivables	791,646.68
EXPENDITURES TOTAL	7,177,228.99			Surplus Dec. 31, 1984	52,363.59
				Total	1,729,577.51

1614
Population 1980 46,474
Population 1984 48,156
S & P Rating AA
Moody Rating AA

General Tax Rate Per \$100. 4.58
State Equalized Tax Rate 2.51

WAYNE TOWNSHIP - PASSAIC COUNTY
Form of Government:
Mayor-Council Plan F (OMCL 50)
Number of Members on Governing Body - 9

PER CAPITA:
Gross Debt 1,673.83
Net Debt 657.65
Debt Service 65.26
Total Tax Levy 1,084.87
Municipal Expenditures 431.97
PER CENT:
Gross Debt 4.10
Net Debt 1.61
Tax Levy Collected 98.05
Tax Levy Cancelled, Abated or Adjusted .61

EXPENDITURES		REVENUES-REALIZED		1984 PROPERTY TAX	
GENERAL GOVERNMENT				STATE EQUALIZED TAX RATE 1.27	
Governing Body & Public Boards	129,768.00	1984 Property Taxes Collected	51,219,796.85	Local District School Taxes	26,143,286.75
Municipal Clerk	187,347.00	1984 Payments in Lieu of Taxes		Regional & Consolidated School Tax	
Financial Administration	193,330.00	Delinquent Tax & Lien Collections	650,305.00	School Taxes in Municipal Budget	
Assessment of Taxes	119,747.00	Business Personalty Replacement Taxes	862,875.32	County Taxes	12,442,514.79
Collection of Taxes	131,830.00	Taxes from Public Utilities	3,085,776.00	County Library Taxes	
Planning, Housing & Development	50,901.00	Other Miscellaneous Tax Revenues		Local Municipal Purpose Taxes	12,986,266.69
Human Resources	61,552.29	State Aid Revenues	719,531.79	Veteran & Senior Citizen Taxes	350,100.00
Elections		Federal Aid Revenues	638,024.55	Total Taxes for Rate Computation	51,922,168.23
General Administration (other)	1,954,311.84	State and Local Fiscal Assistance Act Utilized		Special District Taxes	
JUDICIARY		Sale of Acquired Property		Bank Corp. Taxes	114,550.82
Municipal Courts	181,442.00	Other Miscellaneous Revenues	1,995,307.49	Added and Omitted Taxes	556,215.54
PUBLIC SAFETY		Total	59,171,617.00	Total Taxes Levied - ABSTRACT	52,242,834.59
Fire Protection	129,475.00	Prior Years Surplus Appropriated	19,000.00	Total Taxes Billed	52,236,885.02
Police Protection	3,578,950.55	REVENUES TOTAL	59,190,617.00	1984 TAXES COLLECTED	51,219,796.85
Civil Defense & Disaster Control	2,300.00	Reserve For Uncollected Taxes	2,321,720.66	1984 Taxes Cancelled, Abated or Adjusted	318,632.98
Environmental Inspection & Control	213,690.00	CAPITAL OUTLAY TOTAL	19,817,610.07	Transfer to Tax Title Liens or Foreclosed	5,638.36
Other Public Safety				Balance Outstanding Dec. 31, 1984	692,816.83
PUBLIC WORKS				PRIOR YEARS TAXES OUTSTANDING	
Streets and Drainage	1,560,149.00	Public Enterprises	16,237,740.24	Balance January 1, 1984	743,983.63
Sewers and Sewage Processing		Recreation—Culture	164,248.30	Collected in 1984	647,795.37
Garbage and Trash Disposal	1,401,441.00	Public Works	2,389,822.08	Cancelled, Abated or Adjusted 1984	3,856.60
Public Buildings and Grounds	449,060.00	Buildings and Grounds	1,025,799.45	Transfers to Tax Title Liens or Foreclosed	2,666.19
Other Public Works	335,007.00	Library and Education		Balance December 31, 1984	89,665.47
HEALTH and WELFARE		Conservation		TAX TITLE LIENS OUTSTANDING	
Health Services Except Environmental	487,550.00	All Other		Balance January 1, 1984	5,378.89
Welfare-Public Assistance	14,765.00	CAPITAL DEBT AUTHORIZED, DECEMBER 31, 1984		Transfer From Taxes	7,749.95
Hospitals, Clinics, First Aid		ISSUED AND UNISSUED		Redeemed in 1984	2,509.63
Animal, Insect, & Rodent Control	27,900.00	School	9,486,000	Cancelled, Abated or Adjusted (1984)	
Other Welfare Services		Self-liquidating	39,399,160	Transfers to Foreclosed Property	1,292.63
RECREATION and CONSERVATION		Other	31,719,878	Balance December 31, 1984	9,326.58
Beaches and Boardwalks		Total	80,605,038	PROPERTY ACQUIRED BY DEED OR FORECLOSURE	
Parks, Playgrounds, Shade Trees	505,649.00	ISSUED AND OUTSTANDING		Balance January 1, 1984	687,303.09
Land Reclamation & Conservation	630,600.00	School	9,486,000.00	Transfers From Taxes or Liens	2,052.91
Other Recreational Services	222,521.00	Self-Liquidating	24,690,000.00	Sale for Cash (1984)	
EDUCATION (excluding schools)		Other	22,249,000.00	Cancelled, Abated or Adjusted (1984)	
Libraries	680,100.00	Total	56,425,000.00	Balance December 31, 1984	689,356.00
Other Educational Services	12,312.00	EQUALIZED VALUATION BASIS		CURRENT FINANCES DECEMBER 31, 1984	
STATUTORY EXPENDITURES		FOR NET DEBT COMPUTATION	1,966,774,949	ASSETS	
Pensions & F. I. C. A.	1,164,314.00	REAL PROPERTY VALUATIONS		Cash Dec. 31, 1984	4,685,836.91
Employee Fringe Benefits	783,000.00	Code Class # of Parcels % VAL'N		Taxes Receivable	782,482.30
Other Statutory Expenditures	1,000.00	1 Vacant Land 1177 4.75	53,026,500.00	Tax Title Liens	9,326.58
CETA And Other Public Employment Programs		2 Residential 12641 63.06	703,203,400.00	Foreclosed Property	689,356.00
MUNICIPAL FUNCTIONS TOTAL	15,210,212.68	3 Farm 58 .14	1,536,000.00	Emergencies & Other Deferred Charges	410,859.32
CAPITAL IMPROVEMENTS *MEMO*	100,000.00	4a Commercial 372 24.60	274,338,700.00	State and Federal Aid Receivable	45,385.80
DEBT SERVICE		4b Industrial 81 5.83	65,058,400.00	Other Receivables	11,033.79
Principal Payments	2,066,000.00	4c Apartments 10 1.62	18,039,200.00	Total	6,634,280.70
Interest Payments	1,076,479.50	Total 14339	1,115,202,200.00	LIABILITIES, RESERVES, AND SURPLUS	
DEFERRED CHARGES		Land Area 24.89 Sq. Miles		Cash Liabilities	2,314,599.89
SCHOOL, COUNTY, SPECIAL DISTRICT TAXES	127,678.33	Net Valuation Taxable-Municipal	1,128,398,897	Reserves for Receivables	1,481,164.88
RESERVE FOR UNCOLLECTED TAXES	38,585,801.54	Net Valuation Taxable-County	2,005,119,408	Surplus Dec. 31, 1984	2,838,515.93
EXPENDITURES TOTAL	59,387,892.71	State Equalized Valuation	2,046,383,016	Total	6,634,280.70
		State Equalization Ratio	54.85		

0911
 Population 1980 13,168
 Population 1984 13,324
 S & P Rating
 Moody Rating BAA
 General Tax Rate Per \$100. 7.37
 State Equalized Tax Rate 3.96

WEEHAWKEN TOWNSHIP – HUDSON CO.
Form of Government:
Council-Manager Plan C (OMCL 50)
Number of Members on Governing Body – 7

PER CAPITA:
 Gross Debt 176.27
 Net Debt 114.38
 Debt Service 40.31
 Total Tax Levy 672.98
 Municipal Expenditures 505.08
 PER CENT:
 Gross Debt 1.19
 Net Debt .77
 Tax Levy Collected 98.21
 Tax Levy Cancelled, Abated or Adjusted .57

EXPENDITURES		REVENUES-REALIZED		1984 PROPERTY TAX	
GENERAL GOVERNMENT				STATE EQUALIZED TAX RATE → 1.22	
Governing Body & Public Boards	41,500.00	1984 Property Taxes Collected	8,820,952.62	Local District School Taxes	2,660,457.00
Municipal Clerk	50,005.00	1984 Payments in Lieu of Taxes		Regional & Consolidated School Tax	
Financial Administration	66,145.00	Delinquent Tax & Lien Collections	207,166.19	School Taxes in Municipal Budget	
Assessment of Taxes	32,290.00	Business Personalty Replacement Taxes	504,136.08	County Taxes	1.08 * 2,345,401.06
Collection of Taxes	26,780.00	Taxes from Public Utilities	411,933.00	County Library Taxes	
Planning, Housing & Development	66,196.00	Other Miscellaneous Tax Revenues		Local Municipal Purpose Taxes	1.66 3,615,507.38
Human Resources	213,517.00	State Aid Revenues	512,773.28	Veteran & Senior Citizen Taxes	46,950.00
Elections	7,000.00	Federal Aid Revenues		Total Taxes for Rate Computation	3.96 8,668,315.44
General Administration (other)	646,670.00	State and Local Fiscal Assistance Act Utilized	205,466.00	Special District Taxes	310,000.00
JUDICIARY		Sale of Acquired Property		Bank Corp. Taxes	11,050.67
Municipal Courts	102,985.00	Other Miscellaneous Revenues	921,627.56	Added and Omitted Taxes	24,363.14
PUBLIC SAFETY		Total	11,584,054.73	Total Taxes Levied - ABSTRACT	8,966,779.25
Fire Protection	1,379,830.00	Prior Years Surplus Appropriated	840,000.00	Total Taxes Billed	8,982,059.62
Police Protection	1,139,333.00	REVENUES TOTAL	12,424,054.73	1984 TAXES COLLECTED	8,820,952.62
Civil Defense & Disaster Control		Reserve For Uncollected Taxes	629,827.52	1984 Taxes Cancelled, Abated or Adjusted	51,464.33
Environmental Inspection & Control	44,135.00			Transfer to Tax Title Liens or Foreclosed	1,794.23
Other Public Safety		CAPITAL OUTLAY TOTAL	4,365.15	Balance Outstanding Dec. 31, 1984	107,848.44
PUBLIC WORKS				PRIOR YEARS TAXES OUTSTANDING	
Streets and Drainage	398,290.00	Public Enterprises		Balance January 1, 1984	226,844.34
Sewers and Sewage Processing	79,770.00	Recreation—Culture		Collected in 1984	207,166.19
Garbage and Trash Disposal		Public Works		Cancelled, Abated or Adjusted 1984	
Public Buildings and Grounds	65,150.00	Buildings and Grounds	4,365.15	Transfers to Tax Title Liens or Foreclosed	
Other Public Works	68,000.00	Library and Education		Balance December 31, 1984	19,678.15
HEALTH and WELFARE		Conservation		TAX TITLE LIENS OUTSTANDING	
Health Services Except Environmental	53,700.00	All Other		Balance January 1, 1984	24,654.68
Welfare-Public Assistance	29,475.00			Transfer From Taxes	1,794.23
Hospitals, Clinics, First Aid		CAPITAL DEBT AUTHORIZED, DECEMBER 31, 1984		Redeemed in 1984	
Animal, Insect, & Rodent Control		ISSUED AND UNISSUED GROSS DEBT NET DEBT		Cancelled, Abated or Adjusted (1984)	
Other Welfare Services		School 735,000		Transfers to Foreclosed Property	
RECREATION and CONSERVATION		Self-liquidating 1,613,620	1,523,960	Balance December 31, 1984	26,448.91
Beaches and Boardwalks		Other 2,348,620	1,523,960	PROPERTY ACQUIRED BY DEED OR FORECLOSURE	
Parks, Playgrounds, Shade Trees		Total		Balance January 1, 1984	40,200.00
Land Reclamation & Conservation				Transfers From Taxes or Liens	
Other Recreational Services	55,685.00	ISSUED AND OUTSTANDING		Sale for Cash (1984)	
EDUCATION (excluding schools)		School 735,000.00		Cancelled, Abated or Adjusted (1984)	
Libraries	50,000.00	Self-Liquidating	1,607,845.00	Balance December 31, 1984	40,200.00
Other Educational Services		Other	2,342,845.00	CURRENT FINANCES DECEMBER 31, 1984	
STATUTORY EXPENDITURES		Total		ASSETS	
Pensions & F. I. C. A.	590,677.00	EQUALIZED VALUATION BASIS FOR NET DEBT COMPUTATION	197,091,755	Cash Dec. 31, 1984	3,990,415.22
Employee Fringe Benefits	325,700.92	REAL PROPERTY VALUATIONS		Taxes Receivable	127,526.59
Other Statutory Expenditures	17,000.00	Code Class # of Parcels % VAL'N		Tax Title Liens	26,448.91
CETA And Other Public Employment Programs		1 Vacant Land 94 1.52	1,764,250.00	Foreclosed Property	40,200.00
MUNICIPAL FUNCTIONS TOTAL	5,549,833.92	2 Residential 1530 50.82	58,981,929.00	Emergencies & Other Deferred Charges	1,900.00
CAPITAL IMPROVEMENTS *MEMO*	10,000.00	3 Farm		State and Federal Aid Receivable	211,831.35
DEBT SERVICE		4a Commercial 57 7.15	8,296,750.00	Other Receivables	489,110.09
Principal Payments	375,765.00	4b Industrial 45 28.07	32,572,050.00	Total	4,887,432.16
Interest Payments	161,309.75	4c Apartments 134 12.44	14,438,800.00	LIABILITIES, RESERVES, AND SURPLUS	
TYPE I SCHL DEBT *MEMO	12,832.50	Total 1860	116,053,779.00	Cash Liabilities	1,012,775.62
DEFERRED CHARGES	12,955.00	Land Area .78 Sq. Miles		Reserves for Receivables	683,285.59
SCHOOL, COUNTY, SPECIAL DISTRICT TAXES	5,315,858.06	Net Valuation Taxable-Municipal	116,989,246	Surplus Dec. 31, 1984	3,191,370.95
RESERVE FOR UNCOLLECTED TAXES	629,827.52	Net Valuation Taxable-County	205,600,400		
EXPENDITURES TOTAL	12,045,549.25	State Equalized Valuation	217,588,764		
		State Equalization Ratio	53.68		

1984/3000

* ABOVE DEBT SERVICE INCLUDES TYPE I SCHOOL DEBT

*Includes County Health Service Taxes or County Vocational School Taxes. See Table 13.

0819
Population 1980 2,303
Population 1984 2,252
S & P Rating
Moody Rating

General Tax Rate Per \$100. 2.77
State Equalized Tax Rate 2.65

WENONAH BOROUGH – GLOUCESTER CO.
Form of Government:
Borough Council
Number of Members on Governing Body – 6

PER CAPITA:
Gross Debt 470.83
Net Debt 78.01
Debt Service 12.83
Totl Tax Levy 679.61
Municipal Expenditures 254.00

PER CENT:
Gross Debt 1.95
Net Debt .32
Tax Levy Collected 95.76
Tax Levy Cancelled, Abated or Adjusted .52

EXPENDITURES		REVENUES-REALIZED		1984 PROPERTY TAX	
GENERAL GOVERNMENT				STATE EQUALIZED TAX RATE	
Governing Body & Public Boards				Local District School Taxes	.59 339,443.00
Municipal Clerk	8,007.00	1984 Property Taxes Collected	1,468,462.86	Regional & Consolidated School Tax	.89 511,552.14
Financial Administration	4,000.00	1984 Payments in Lieu of Taxes		School Taxes in Municipal Budget	
Assessment of Taxes	5,050.00	Delinquent Tax & Lien Collections	58,014.49	County Taxes	.64 368,561.48
Collection of Taxes	25,150.00	Business Personalty Replacement Taxes	3,976.40	County Library Taxes	
Planning, Housing & Development	1,034.80	Taxes from Public Utilities	113,782.00	Local Municipal Purpose Taxes	.53 303,000.00
Human Resources		Other Miscellaneous Tax Revenues		Veteran & Senior Citizen Taxes	20,050.00
Elections	850.00	State Aid Revenues	25,216.78	Total Taxes for Rate Computation	2.65 1,542,606.62
General Administration (other)	33,423.92	Federal Aid Revenues		Special District Taxes	
JUDICIARY		State and Local Fiscal Assistance Act Utilized	8,824.00	Bank Corp. Taxes	210.39
Municipal Courts	9,511.00	Sale of Acquired Property		Added and Omitted Taxes	7,703.58
PUBLIC SAFETY		Other Miscellaneous Revenues	71,958.46	Total Taxes Levied - ABSTRACT	1,530,470.59
Fire Protection	19,849.00	Total	1,750,234.99	Total Taxes Billed	1,533,521.32
Police Protection	134,409.00	Prior Years Surplus Appropriated	70,375.20	1984 TAXES COLLECTED	1,468,462.86
Civil Defense & Disaster Control		REVENUES TOTAL	1,820,610.19	1984 Taxes Cancelled, Abated or Adjusted	7,912.99
Environmental Inspection & Control	8,534.41	Reserve For Uncollected Taxes	73,650.00	Transfer to Tax Title Liens or Foreclosed	1,176.24
Other Public Safety		CAPITAL OUTLAY TOTAL	189,588.27	Balance Outstanding Dec. 31, 1984	55,969.23
PUBLIC WORKS				PRIOR YEARS TAXES OUTSTANDING	
Streets and Drainage	118,708.19	Public Enterprises	30,403.52	Balance January 1, 1984	58,014.49
Sewers and Sewage Processing		Recreation—Culture		Collected in 1984	58,014.49
Garbage and Trash Disposal	11,000.00	Public Works	28.35	Cancelled, Abated or Adjusted 1984	
Public Buildings and Grounds	16,015.00	Buildings and Grounds	159,156.40	Transfers to Tax Title Liens or Foreclosed	
Other Public Works		Library and Education		Balance December 31, 1984	
HEALTH and WELFARE		Conservation		TAX TITLE LIENS OUTSTANDING	
Health Services Except Environmental	408.00	All Other		Balance January 1, 1984	2,036.04
Welfare-Public Assistance	536.14	CAPITAL DEBT AUTHORIZED, DECEMBER 31, 1984		Transfer From Taxes	1,176.24
Hospitals, Clinics, First Aid		ISSUED AND UNISSUED GROSS DEBT NET DEBT		Redeemed in 1984	
Animal, Insect, & Rodent Control	350.00	School 671,624		Cancelled, Abated or Adjusted (1984)	
Other Welfare Services		Self-liquidating 213,000		Transfers to Foreclosed Property	
RECREATION and CONSERVATION		Other 175,686	175,686	Balance December 31, 1984	3,212.28
Beaches and Boardwalks		Total 1,060,310	175,686	PROPERTY ACQUIRED BY DEED OR	
Parks, Playgrounds, Shade Trees	5,500.00			FORECLOSURE	
Land Reclamation & Conservation	25.90	ISSUED AND OUTSTANDING		Balance January 1, 1984	45,100.00
Other Recreational Services	200.00	School 671,624.31		Transfers From Taxes or Liens	
EDUCATION (excluding schools)		Self-Liquidating 13,000.00		Sale for Cash (1984)	
Libraries	8,270.00	Other 155,000.00		Cancelled, Abated or Adjusted (1984)	
Other Educational Services		Total 839,624.31		Balance December 31, 1984	45,100.00
STATUTORY EXPENDITURES		EQUALIZED VALUATION BASIS		CURRENT FINANCES DECEMBER 31, 1984	
Pensions & F. I. C. A.	30,966.65	FOR NET DEBT COMPUTATION	54,252,727	ASSETS	
Employee Fringe Benefits	17,774.87	REAL PROPERTY VALUATIONS		Cash Dec. 31, 1984	417,926.44
Other Statutory Expenditures	1,500.00	Code Class # of Parcels % VAL'N		Taxes Receivable	55,969.23
CETA And Other Public Employment Programs		1 Vacant Land 177 4.16	2,270,600.00	Tax Title Liens	3,212.28
MUNICIPAL FUNCTIONS TOTAL	461,073.88	2 Residential 738 93.25	50,890,050.00	Foreclosed Property	45,100.00
CAPITAL IMPROVEMENTS *MEMO*	24,000.00	3 Farm		Emergencies & Other Deferred Charges	16,200.00
DEBT SERVICE		4a Commercial 12 2.44	1,329,800.00	State and Federal Aid Receivable	
Principal Payments	15,000.00	4b Industrial		Other Receivables	8,250.00
Interest Payments	13,893.75	4c Apartments 1 .16	85,000.00	Total	546,657.95
DEFERRED CHARGES	8,400.00	Total 928	54,575,450.00	LIABILITIES, RESERVES, AND SURPLUS	
SCHOOL, COUNTY, SPECIAL DISTRICT TAXES	1,213,556.62	Land Area .99 Sq. Miles		Cash Liabilities	294,474.61
RESERVE FOR UNCOLLECTED TAXES	73,650.00	Net Valuation Taxable-Municipal	55,074,646	Reserves for Receivables	112,531.51
EXPENDITURES TOTAL	1,791,574.25	Net Valuation Taxable-County	55,615,020	Surplus Dec. 31, 1984	139,651.83
		State Equalized Valuation	57,646,314	Total	546,657.95
		State Equalization Ratio	95.50		

1026
Population 1980 2,299
Population 1984 2,317
S & P Rating
Moody Rating

General Tax Rate Per \$100. 3.45
State Equalized Tax Rate 2.36

WEST AMWELL TWP. - HUNTERDON CO.
Form of Government:
Township Committee
Number of Members on Governing Body - 3

PER CAPITA:
Gross Debt
Net Debt
Debt Service
Total Tax Levy 863.61
Municipal Expenditures 344.58

PER CENT:
Gross Debt
Net Debt
Tax Levy Collected 90.61
Tax Levy Cancelled, Abated or Adjusted .10

EXPENDITURES		REVENUES-REALIZED		1984 PROPERTY TAX	
GENERAL GOVERNMENT				STATE EQUALIZED TAX RATE →	
Governing Body & Public Boards		1984 Property Taxes Collected	1,816,122.14	Local District School Taxes .72	609,098.80
Municipal Clerk		1984 Payments in Lieu of Taxes		Regional & Consolidated School Tax .89	753,743.37
Financial Administration	11,014.00	Delinquent Tax & Lien Collections	182,174.90	School Taxes in Municipal Budget	
Assessment of Taxes	42,590.00	Business Personalty Replacement Taxes	30,141.96	County Taxes .45	381,221.27
Collection of Taxes	15,041.05	Taxes from Public Utilities	212,700.00	County Library Taxes .03	24,147.04
Planning, Housing & Development	11,760.63	Other Miscellaneous Tax Revenues		Local Municipal Purpose Taxes .27	225,945.99
Human Resources	200.00	State Aid Revenues	15,437.84	Veteran & Senior Citizen Taxes	23,950.00
Elections		Federal Aid Revenues		Total Taxes for Rate Computation 2.36	2,018,106.47
General Administration (other)	72,409.70	State and Local Fiscal Assistance Act Utilized	13,768.23	Special District Taxes	
JUDICIARY		Sale of Acquired Property		Bank Corp. Taxes	
Municipal Courts	9,800.00	Other Miscellaneous Revenues	134,016.61	Added and Omitted Taxes	6,826.97
PUBLIC SAFETY		Total	2,404,361.68	Total Taxes Levied - ABSTRACT	2,000,983.44
Fire Protection	22,450.00	Prior Years Surplus Appropriated	139,448.00	Total Taxes Billed	2,004,355.59
Police Protection	61,570.52	REVENUES TOTAL	2,543,809.68	1984 TAXES COLLECTED	1,816,122.14
Civil Defense & Disaster Control	500.00	Reserve For Uncollected Taxes	217,804.93	1984 Taxes Cancelled, Abated or Adjusted	1,904.39
Environmental Inspection & Control	9,700.00			Transfer to Tax Title Liens or Foreclosed	20,538.50
Other Public Safety		CAPITAL OUTLAY TOTAL	3,096.09	Balance Outstanding Dec. 31, 1984	165,790.56
PUBLIC WORKS				PRIOR YEARS TAXES OUTSTANDING	
Streets and Drainage	221,179.99	Public Enterprises		Balance January 1, 1984	167,416.98
Sewers and Sewage Processing		Recreation—Culture		Collected in 1984	163,739.11
Garbage and Trash Disposal	19,500.00	Public Works		Cancelled, Abated or Adjusted 1984	41.28
Public Buildings and Grounds	29,570.00	Buildings and Grounds	3,096.09	Transfers to Tax Title Liens or Foreclosed	69.83
Other Public Works		Library and Education		Balance December 31, 1984	3,566.76
HEALTH and WELFARE		Conservation		TAX TITLE LIENS OUTSTANDING	
Health Services Except Environmental	1,512.23	All Other		Balance January 1, 1984	51,992.43
Welfare-Public Assistance	838.00			Transfer From Taxes	20,497.10
Hospitals, Clinics, First Aid		CAPITAL DEBT AUTHORIZED, DECEMBER 31, 1984		Redeemed in 1984	17,277.85
Animal, Insect, & Rodent Control		ISSUED AND UNISSUED GROSS DEBT		Cancelled, Abated or Adjusted (1984)	
Other Welfare Services		School		Transfers to Foreclosed Property	6,248.63
RECREATION and CONSERVATION		Self-Liquidating		Balance December 31, 1984	48,963.05
Beaches and Boardwalks		Other		PROPERTY ACQUIRED BY DEED OR FORECLOSURE	
Parks, Playgrounds, Shade Trees	9,500.00	Total		Balance January 1, 1984	6,400.00
Land Reclamation & Conservation	600.00	ISSUED AND OUTSTANDING		Transfers From Taxes or Liens	6,318.46
Other Recreational Services	1,500.00	School		Sale for Cash (1984)	
EDUCATION (excluding schools)		Self-Liquidating		Cancelled, Abated or Adjusted (1984)	6,318.46
Libraries		Other		Balance December 31, 1984	6,400.00
Other Educational Services		Total		CURRENT FINANCES DECEMBER 31, 1984	
STATUTORY EXPENDITURES		EQUALIZED VALUATION BASIS		ASSETS	
Pensions & F. I. C. A.	24,500.00	FOR NET DEBT COMPUTATION	79,805,568	Cash Dec. 31, 1984	881,039.10
Employee Fringe Benefits	5,600.00	REAL PROPERTY VALUATIONS		Taxes Receivable	169,357.32
Other Statutory Expenditures	1,500.00	Code Class # of Parcels % VAL'N		Tax Title Liens	48,963.05
CETA And Other Public Employment Programs		1 Vacant Land 239 5.31	3,035,770.00	Foreclosed Property	6,400.00
MUNICIPAL FUNCTIONS		2 Residential 603 59.80	34,208,220.00	Emergencies & Other Deferred Charges	28,197.81
CAPITAL IMPROVEMENTS *MEMO*	30,000.00	3 Farm 359 21.70	12,411,245.00	State and Federal Aid Receivable	
DEBT SERVICE		4a Commercial 33 5.53	3,165,850.00	Other Receivables	6,255.34
Principal Payments		4b Industrial 9 6.84	3,914,580.00	Total	1,140,212.62
Interest Payments		4c Apartments 5 .81	466,025.00	LIABILITIES, RESERVES, AND SURPLUS	
		Total 1248	57,201,690.00	Cash Liabilities	140,507.56
DEFERRED CHARGES		Land Area 21.60 Sq. Miles		Reserves for Receivables	230,975.71
SCHOOL, COUNTY, SPECIAL DISTRICT TAXES	7,747.78	Net Valuation Taxable-Municipal	57,899,343	Surplus Dec. 31, 1984	768,729.35
SCHOOL, COUNTY, SPECIAL DISTRICT TAXES	1,768,210.48	Net Valuation Taxable-County	83,470,408	Total	1,140,212.62
RESERVE FOR UNCOLLECTED TAXES	217,804.93	State Equalized Valuation	84,436,037		
EXPENDITURES TOTAL	2,566,599.31	State Equalization Ratio	68.31		

0721
Population 1980 11,407
Population 1984 11,349
S & P Rating
Moody Rating AAA

General Tax Rate Per \$100.
5.11
State Equalized Tax Rate
2.79

WEST CALDWELL TOWNSHIP - ESSEX CO.
Form of Government:
Borough Council
Number of Members on Governing Body - 6

PER CAPITA:
Gross Debt 465.46
Net Debt 273.17
Debt Service 46.01
Totl Tax Levy 1,311.27
Municipal Expenditures 466.51
PER CENT:
Gross Debt 1.10
Net Debt .65
Tax Levy Collected 98.48
Tax Levy Cancelled, Abated or Adjusted .03

EXPENDITURES		REVENUES-REALIZED		1984 PROPERTY TAX	
GENERAL GOVERNMENT				STATE EQUALIZED TAX RATE	
Governing Body & Public Boards		1984 Property Taxes Collected	14,655,785.19	Local District School Taxes 1.38	7,266,342.47
Municipal Clerk		1984 Payments in Lieu of Taxes		Regional & Consolidated School Tax	
Financial Administration	55,867.90	Delinquent Tax & Lien Collections	351,818.58	School Taxes in Municipal Budget	
Assessment of Taxes	60,233.68	Business Personalty Replacement Taxes	242,160.08	County Taxes 1.02	5,379,854.63
Collection of Taxes	38,948.48	Taxes from Public Utilities	1,096,818.00	County Library Taxes	
Planning, Housing & Development	33,418.00	Other Miscellaneous Tax Revenues		Local Municipal Purpose Taxes .39	2,073,052.64
Human Resources	10,856.83	State Aid Revenues	106,364.05	Veteran & Senior Citizen Taxes	85,650.00
Elections	2,731.76	Federal Aid Revenues		Total Taxes for Rate Computation 2.79	14,804,899.74
General Administration (other)	538,786.16	State and Local Fiscal Assistance Act Utilized	106,034.00	Special District Taxes	
JUDICIARY		Sale of Acquired Property		Bank Corp. Taxes	35,026.21
Municipal Courts	56,359.81	Other Miscellaneous Revenues	810,373.36	Added and Omitted Taxes	127,293.54
PUBLIC SAFETY		Total	17,369,353.26	Total Taxes Levied - ABSTRACT	14,881,569.49
Fire Protection	36,968.00	Prior Years Surplus Appropriated	800,000.00	Total Taxes Billed	14,882,441.16
Police Protection	957,263.86	REVENUES TOTAL	18,169,353.26	1984 TAXES COLLECTED	14,655,785.19
Civil Defense & Disaster Control	2,971.92	Reserve For Uncollected Taxes	811,611.90	1984 Taxes Cancelled, Abated or Adjusted	4,041.14
Environmental Inspection & Control	88,544.78	CAPITAL OUTLAY TOTAL	478,891.14	Transfer to Tax Title Liens or Foreclosed	2,626.54
Other Public Safety		Public Enterprises	75,945.89	Balance Outstanding Dec. 31, 1984	219,988.29
PUBLIC WORKS		Recreation—Culture	47,843.06	PRIOR YEARS TAXES OUTSTANDING	
Streets and Drainage	334,297.04	Public Works	319,053.70	Balance January 1, 1984	387,973.11
Sewers and Sewage Processing	638,725.48	Buildings and Grounds	36,048.49	Collected in 1984	321,245.17
Garbage and Trash Disposal		Library and Education		Cancelled, Abated or Adjusted 1984	66,724.44
Public Buildings and Grounds	56,103.53	Conservation		Transfers to Tax Title Liens or Foreclosed	
Other Public Works	38,643.00	All Other		Balance December 31, 1984	3.50
HEALTH and WELFARE				TAX TITLE LIENS OUTSTANDING	
Health Services Except Environmental	53,745.10			Balance January 1, 1984	45,731.14
Welfare-Public Assistance	10,831.00			Transfer From Taxes	2,626.54
Hospitals, Clinics, First Aid				Redeemed in 1984	30,573.41
Animal, Insect, & Rodent Control				Cancelled, Abated or Adjusted (1984)	
Other Welfare Services				Transfers to Foreclosed Property	
RECREATION and CONSERVATION				Balance December 31, 1984	17,784.27
Beaches and Boardwalks				PROPERTY ACQUIRED BY DEED OR	
Parks, Playgrounds, Shade Trees	242,479.94			FORECLOSURE	
Land Reclamation & Conservation	219.91			Balance January 1, 1984	272,200.00
Other Recreational Services	5,778.12			Transfers From Taxes or Liens	
EDUCATION (excluding schools)				Sale for Cash (1984)	
Libraries	221,000.00			Cancelled, Abated or Adjusted (1984)	251,000.00
Other Educational Services				Balance December 31, 1984	21,200.00
STATUTORY EXPENDITURES				CURRENT FINANCES DECEMBER 31, 1984	
Pensions & F. I. C. A.	290,277.72			ASSETS	
Employee Fringe Benefits	181,945.00			Cash Dec. 31, 1984	1,484,727.04
Other Statutory Expenditures				Taxes Receivable	219,991.79
CETA And Other Public Employment Programs				Tax Title Liens	17,784.27
MUNICIPAL FUNCTIONS TOTAL	3,956,997.02			Foreclosed Property	21,200.00
CAPITAL IMPROVEMENTS *MEMO*	2,000.00			Emergencies & Other Deferred Charges	10,800.00
DEBT SERVICE				State and Federal Aid Receivable	322.51
Principal Payments	281,530.04			Other Receivables	211,916.82
Interest Payments	240,637.75			Total	1,966,742.43
DEFERRED CHARGES	3,600.00			LIABILITIES, RESERVES, AND SURPLUS	
SCHOOL, COUNTY, SPECIAL DISTRICT TAXES	12,646,197.10			Cash Liabilities	576,830.48
RESERVE FOR UNCOLLECTED TAXES	811,611.90			Reserves for Receivables	470,892.88
EXPENDITURES TOTAL	17,940,573.81			Surplus Dec. 31, 1984	919,019.07
				Total	1,966,742.43

0512
 Population 1980 1,091
 Population 1984 1,233
 S & P Rating
 Moody Rating
 General Tax Rate Per \$100. 1.74
 State Equalized Tax Rate 1.63

WEST CAPE MAY BORO. - CAPE MAY CO.
Form of Government:
Commission (1911).
Number of Members on Governing Body - 3

PER CAPITA:
 Gross Debt 108.84
 Net Debt 58.72
 Debt Service 13.43
 Total Tax Levy 513.92
 Municipal Expenditures 311.62
 PER CENT:
 Gross Debt .40
 Net Debt .22
 Tax Levy Collected 88.18
 Tax Levy Cancelled, Abated or Adjusted

EXPENDITURES		REVENUES-REALIZED		1984 PROPERTY TAX	
GENERAL GOVERNMENT				STATE EQUALIZED TAX RATE .41	
Governing Body & Public Boards		1984 Property Taxes Collected	557,750.31	Local District School Taxes	154,099.00
Municipal Clerk		1984 Payments in Lieu of Taxes		Regional & Consolidated School Tax	221,409.76
Financial Administration	13,420.00	Delinquent Tax & Lien Collections	77,747.05	School Taxes in Municipal Budget	
Assessment of Taxes	5,205.00	Business Personalty Replacement Taxes	4,803.48	County Taxes	135,102.52
Collection of Taxes	10,985.00	Taxes from Public Utilities	76,305.00	County Library Taxes	8,302.03
Planning, Housing & Development	320.00	Other Miscellaneous Tax Revenues		Local Municipal Purpose Taxes	101,657.23
Human Resources		State Aid Revenues	6,909.95	Veteran & Senior Citizen Taxes	19,750.00
Elections	620.00	Federal Aid Revenues		Total Taxes for Rate Computation	640,320.54
General Administration (other)	45,995.62	State and Local Fiscal Assistance Act Utilized	8,848.65	Special District Taxes	
JUDICIARY		Sale of Acquired Property		Bank Corp. Taxes	1,318.65
Municipal Courts	9,870.00	Other Miscellaneous Revenues	57,165.78	Added and Omitted Taxes	11,772.17
PUBLIC SAFETY		total	789,530.22	Total Taxes Levied - ABSTRACT	633,661.36
Fire Protection	7,290.00	Prior Years Surplus Appropriated	86,000.00	Total Taxes Billed	632,524.77
Police Protection	71,029.51	REVENUES TOTAL	875,530.22	1984 TAXES COLLECTED	557,750.31
Civil Defense & Disaster Control	720.00	Reserve For Uncollected Taxes	94,665.15	1984 Taxes Cancelled, Abated or Adjusted	
Environmental Inspection & Control	7,460.00	CAPITAL OUTLAY TOTAL	15,051.30	Transfer to Tax Title Liens or Foreclosed	15,617.16
Other Public Safety				Balance Outstanding Dec. 31, 1984	59,157.30
PUBLIC WORKS				PRIOR YEARS TAXES OUTSTANDING	
Streets and Drainage	23,865.00	Public Enterprises		Balance January 1, 1984	65,587.31
Sewers and Sewage Processing		Recreation—Culture		Collected in 1984	62,139.78
Garbage and Trash Disposal	335.00	Public Works	14,735.13	Cancelled, Abated or Adjusted 1984	1,087.37
Public Buildings and Grounds	14,450.00	Buildings and Grounds	316.17	Transfers to Tax Title Liens or Foreclosed	1,845.73
Other Public Works		Library and Education		Balance December 31, 1984	514.43
HEALTH and WELFARE		Conservation		TAX TITLE LIENS OUTSTANDING	
Health Services Except Environmental		All Other		Balance January 1, 1984	37,545.78
Welfare-Public Assistance	3,805.00	CAPITAL DEBT AUTHORIZED, DECEMBER 31, 1984		Transfer From Taxes	17,575.39
Hospitals, Clinics, First Aid		ISSUED AND UNISSUED GROSS DEBT NET DEBT		Redeemed in 1984	15,607.27
Animal, Insect, & Rodent Control		School 61,803		Cancelled, Abated or Adjusted (1984)	
Other Welfare Services		Self-liquidating 72,400	72,400	Transfers to Foreclosed Property	
RECREATION and CONSERVATION		Other 134,203	72,400	Balance December 31, 1984	39,513.90
Beaches and Boardwalks		ISSUED AND OUTSTANDING		PROPERTY ACQUIRED BY DEED OR FORECLOSURE	
Parks, Playgrounds, Shade Trees	125.00	School 61,803.14		Balance January 1, 1984	8,582.00
Land Reclamation & Conservation		Self-Liquidating 59,400.00		Transfers From Taxes or Liens	
Other Recreational Services	255.00	Other 121,203.14		Sale for Cash (1984)	
EDUCATION (excluding schools)		Total	33,561.030	Cancelled, Abated or Adjusted (1984)	
Libraries		EQUALIZED VALUATION BASIS FOR NET DEBT COMPUTATION		Balance December 31, 1984	8,582.00
Other Educational Services		REAL PROPERTY VALUATIONS		CURRENT FINANCES DECEMBER 31, 1984	
STATUTORY EXPENDITURES		Code Class # of Parcels % VAL'N ASSESSED VALUATION		ASSETS	
Pensions & F. I. C. A.	11,600.50	1 Vacant Land 196 5.17 1,824,050.00		Cash Dec. 31, 1984	421,857.59
Employee Fringe Benefits	11,606.79	2 Residential 652 83.44 29,434,150.00		Taxes Receivable	59,671.73
Other Statutory Expenditures	1,525.00	3 Farm 26 1.60 564,600.00		Tax Title Liens	39,513.90
CETA And Other Public Employment Programs		4a Commercial 92 9.61 3,390,300.00		Foreclosed Property	8,582.00
MUNICIPAL FUNCTIONS TOTAL	241,482.42	4b Industrial		Emergencies & Other Deferred Charges	49,531.53
CAPITAL IMPROVEMENTS *MEMO*	8,000.00	4c Apartments 1 .18 63,500.00		State and Federal Aid Receivable	
DEBT SERVICE		Total	35,276,600.00	Other Receivables	63,739.51
Principal Payments	14,200.00	Land Area 1.30 Sq. Miles		LIABILITIES, RESERVES, AND SURPLUS	
Interest Payments	2,357.52	Net Valuation Taxable-Municipal	35,675,437	Cash Liabilities	316,998.97
DEFERRED CHARGES	31,522.92	Net Valuation Taxable-County	33,242,524	Reserves for Receivables	171,507.14
SCHOOL, COUNTY, SPECIAL DISTRICT TAXES	518,913.31	State Equalized Valuation	38,015,173	Surplus Dec. 31, 1984	154,390.15
RESERVE FOR UNCOLLECTED TAXES	94,665.15	State Equalization Ratio	93.78	Total	642,896.26
EXPENDITURES TOTAL	903,141.32				

0820
Population 1980 18,002
Population 1984 18,097
S & P Rating
Moody Rating AAA

General Tax Rate Per \$100. 2.46
State Equalized Tax Rate 2.26

WEST DEPTFORD TWP. - GLOUCESTER CO.
Form of Government:
Township Committee
Number of Members on Governing Body - 5

PER CAPITA:
Gross Debt 526.13
Net Debt 195.28
Debt Service 31.53
Total Tax Levy 713.74
Municipal Expenditures 257.85
PER CENT:
Gross Debt 1.70
Net Debt .63
Tax Levy Collected 97.43
Tax Levy Cancelled, Abated or Adjusted .16

EXPENDITURES		REVENUES-REALIZED		1984 PROPERTY TAX	
GENERAL GOVERNMENT				STATE EQUALIZED TAX RATE	
Governing Body & Public Boards		1984 Property Taxes Collected	12,576,463.80	Local District School Taxes 1.42	8,034,249.44
Municipal Clerk		1984 Payments in Lieu of Taxes		Regional & Consolidated School Tax	
Financial Administration	61,078.00	Delinquent Tax & Lien Collections	342,592.45	School Taxes in Municipal Budget	
Assessment of Taxes	117,760.00	Business Personalty Replacement Taxes	407,630.36	County Taxes .66	3,702,814.76
Collection of Taxes	48,795.00	Taxes from Public Utilities	1,008,082.00	County Library Taxes	
Planning, Housing & Development	34,258.00	Other Miscellaneous Tax Revenues		Local Municipal Purpose Taxes .17	984,000.00
Human Resources		State Aid Revenues	121,763.13	Veteran & Senior Citizen Taxes	165,600.00
Elections		Federal Aid Revenues		Total Taxes for Rate Computation 2.25	12,886,664.20
General Administration (other)	543,764.00	State and Local Fiscal Assistance Act Utilized	70,643.00	Special District Taxes	
JUDICIARY		Sale of Acquired Property		Bank Corp. Taxes	29,958.32
Municipal Courts	61,075.00	Other Miscellaneous Revenues	874,763.70	Added and Omitted Taxes	165,515.53
PUBLIC SAFETY		Total	15,401,938.44	Total Taxes Levied - ABSTRACT	12,916,538.05
Fire Protection	42,500.00	Prior Years Surplus Appropriated	1,098,957.77	Total Taxes Billed	12,908,180.60
Police Protection	961,343.00	REVENUES TOTAL	16,500,896.21	1984 TAXES COLLECTED	12,576,463.80
Civil Defense & Disaster Control	750.00	Reserve For Uncollected Taxes	620,450.00	1984 Taxes Cancelled, Abated or Adjusted	20,278.13
Environmental Inspection & Control	84,786.00	CAPITAL OUTLAY TOTAL	177,107.81	Transfer to Tax Title Liens or Foreclosed	24,764.19
Other Public Safety				Balance Outstanding Dec. 31, 1984	286,674.48
PUBLIC WORKS				PRIOR YEARS TAXES OUTSTANDING	
Streets and Drainage	475,300.00	Public Enterprises	86,853.63	Balance January 1, 1984	321,252.95
Sewers and Sewage Processing		Recreation—Culture		Collected in 1984	313,194.70
Garbage and Trash Disposal	359,300.00	Public Works	90,254.18	Cancelled, Abated or Adjusted 1984	2,026.77
Public Buildings and Grounds	99,234.00	Buildings and Grounds		Transfers to Tax Title Liens or Foreclosed	4,173.18
Other Public Works	10,780.00	Library and Education		Balance December 31, 1984	1,858.30
HEALTH and WELFARE		Conservation		TAX TITLE LIENS OUTSTANDING	
Health Services Except Environmental	19,269.00	All Other		Balance January 1, 1984	56,399.90
Welfare-Public Assistance	18,738.00	CAPITAL DEBT AUTHORIZED, DECEMBER 31, 1984		Transfer From Taxes	29,460.85
Hospitals, Clinics, First Aid		ISSUED AND UNISSUED		Redeemed in 1984	29,397.75
Animal, Insect, & Rodent Control	20,395.00	GROSS DEBT		Cancelled, Abated or Adjusted (1984)	1,822.83
Other Welfare Services		School	2,462,000	Transfers to Foreclosed Property	12,821.08
RECREATION and CONSERVATION		Self-Liquidating	3,525,400	Balance December 31, 1984	41,819.09
Beaches and Boardwalks		Other	3,534,000	PROPERTY ACQUIRED BY DEED OR FORECLOSURE	
Parks, Playgrounds, Shade Trees		Total	9,521,400	Balance January 1, 1984	230,193.24
Land Reclamation & Conservation	2,350.00	ISSUED AND OUTSTANDING		Transfers From Taxes or Liens	12,821.08
Other Recreational Services	61,270.00	School	2,462,000.00	Sale for Cash (1984)	60,005.00
EDUCATION (excluding schools)		Self-Liquidating	3,525,400.00	Cancelled, Abated or Adjusted (1984)	
Libraries	170,697.00	Other	3,534,000.00	Balance December 31, 1984	183,009.32
Other Educational Services		Total	9,521,400.00	CURRENT FINANCES DECEMBER 31, 1984	
STATUTORY EXPENDITURES		EQUALIZED VALUATION BASIS		ASSETS	
Pensions & F. I. C. A.	281,431.00	FOR NET DEBT COMPUTATION	560,081,080	Cash Dec. 31, 1984	4,118,053.37
Employee Fringe Benefits		REAL PROPERTY VALUATIONS		Taxes Receivable	288,532.78
Other Statutory Expenditures		Code Class # of Parcels % VAL'N		Tax Title Liens	41,819.09
CETA And Other Public Employment Programs		1 Vacant Land 663 5.52	23,445,760.00	Foreclosed Property	183,009.32
MUNICIPAL FUNCTIONS TOTAL	3,474,873.00	2 Residential 4468 42.00	216,322,900.00	Emergencies & Other Deferred Charges	1,100,000.00
CAPITAL IMPROVEMENTS *MEMO*		3 Farm 127 1.15	5,937,500.00	State and Federal Aid Receivable	9,543.31
DEBT SERVICE		4a Commercial 226 20.40	105,068,400.00	Other Receivables	105,018.74
Principal Payments	252,100.00	4b Industrial 7 25.37	130,692,900.00	Total	5,845,976.61
Interest Payments	318,588.40	4c Apartments 9 5.55	23,602,500.00	LIABILITIES, RESERVES, AND SURPLUS	
		Total	515,069,960.00	Cash Liabilities	3,493,876.33
DEFERRED CHARGES	300.00	Land Area 16.18 Sq. Miles		Reserves for Receivables	1,718,379.93
SCHOOL, COUNTY, SPECIAL DISTRICT TAXES	11,737,064.20	Net Valuation Taxable-Municipal	517,902,216	Surplus Dec. 31, 1984	633,720.35
RESERVE FOR UNCOLLECTED TAXES	620,450.00	Net Valuation Taxable-County	576,995,241	Total	5,845,976.61
EXPENDITURES TOTAL	16,403,375.60	State Equalized Valuation	564,226,067		
		State Equalization Ratio	91.75		

1353
Population 1980 7,380
Population 1984 7,484
S & P Rating
Moody Rating A1

General Tax Rate Per \$100. 2.33
State Equalized Tax Rate 2.26

WEST LONG BRANCH BORO. - MON. CO.
Form of Government:
Borough Council
Number of Members on Governing Body - 6

PER CAPITA:
Gross Debt 249.47
Net Debt 208.22
Debt Service 33.55
Total Tax Levy 779.45
Municipal Expenditures 278.83
PER CENT:
Gross Debt .81
Net Debt .68
Tax Levy Collected 97.09
Tax Levy Cancelled, Abated or Adjusted

EXPENDITURES		REVENUES-REALIZED		1984 PROPERTY TAX	
GENERAL GOVERNMENT				STATE EQUALIZED TAX RATE	
Governing Body & Public Boards		1984 Property Taxes Collected	5,657,284.65	Local District School Taxes .77	1,969,129.50
Municipal Clerk		1984 Payments in Lieu of Taxes		Regional & Consolidated School Tax .62	1,575,650.08
Financial Administration	8,000.00	Delinquent Tax & Lien Collections	163,183.76	School Taxes in Municipal Budget	
Assessment of Taxes	23,814.89	Business Personalty Replacement Taxes	125,630.92	County Taxes .49	1,260,136.02
Collection of Taxes	33,050.00	Taxes from Public Utilities	471,237.00	County Library Taxes .02	48,031.51
Planning, Housing & Development	9,366.70	Other Miscellaneous Tax Revenues		Local Municipal Purpose Taxes .37	936,600.00
Human Resources		State Aid Revenues	68,314.66	Veteran & Senior Citizen Taxes	50,850.00
Elections		Federal Aid Revenues		Total Taxes for Rate Computation 2.27	5,840,397.11
General Administration (other)	173,935.97	State and Local Fiscal Assistance Act Utilized	30,114.82	Special District Taxes	
JUDICIARY		Sale of Acquired Property		Bank Corp. Taxes	6,478.40
Municipal Courts	27,300.00	Other Miscellaneous Revenues	391,957.95	Added and Omitted Taxes	37,348.23
PUBLIC SAFETY		Total	6,913,773.76	Total Taxes Levied - ABSTRACT	5,833,373.74
Fire Protection	89,513.96	Prior Years Surplus Appropriated	87,000.00	Total Taxes Billed	5,826,895.34
Police Protection	548,946.39	REVENUES TOTAL	7,000,773.76	1984 TAXES COLLECTED	5,657,284.65
Civil Defense & Disaster Control	500.00	Reserve For Uncollected Taxes	174,075.33	1984 Taxes Cancelled, Abated or Adjusted	
Environmental Inspection & Control	11,270.00	CAPITAL OUTLAY TOTAL	187,596.47	Transfer to Tax Title Liens or Foreclosed	
Other Public Safety				Balance Outstanding Dec. 31, 1984	169,610.69
PUBLIC WORKS				PRIOR YEARS TAXES OUTSTANDING	
Streets and Drainage	208,706.36	Public Enterprises		Balance January 1, 1984	175,246.12
Sewers and Sewage Processing		Recreation—Culture	9,664.64	Collected in 1984	165,037.49
Garbage and Trash Disposal	206,147.24	Public Works	162,372.81	Cancelled, Abated or Adjusted 1984	
Public Buildings and Grounds	37,080.81	Buildings and Grounds	16,559.02	Transfers to Tax Title Liens or Foreclosed	
Other Public Works	1,270.00	Library and Education		Balance December 31, 1984	10,208.63
HEALTH and WELFARE		Conservation		TAX TITLE LIENS OUTSTANDING	
Health Services Except Environmental	20,937.89	All Other		Balance January 1, 1984	8,846.66
Welfare-Public Assistance	1,650.00	CAPITAL DEBT AUTHORIZED, DECEMBER 31, 1984		Transfer From Taxes	
Hospitals, Clinics, First Aid		ISSUED AND UNISSUED		Redeemed in 1984	4,146.27
Animal, Insect, & Rodent Control		School	194,685	Cancelled, Abated or Adjusted (1984)	
Other Welfare Services		Self-liquidating	1,672,375	Transfers to Foreclosed Property	
RECREATION and CONSERVATION		Other	1,558,288	Balance December 31, 1984	4,700.39
Beaches and Boardwalks		Total	1,867,061	PROPERTY ACQUIRED BY DEED OR	
Parks, Playgrounds, Shade Trees	173.50			FORECLOSURE	
Land Reclamation & Conservation	750.00	ISSUED AND OUTSTANDING		Balance January 1, 1984	44,275.00
Other Recreational Services	28,626.95	School	194,685.84	Transfers From Taxes or Liens	
EDUCATION (excluding schools)		Self-Liquidating		Sale for Cash (1984)	
Libraries	45,486.61	Other	1,505,009.08	Cancelled, Abated or Adjusted (1984)	
Other Educational Services	100.00	Total	1,699,694.92	Balance December 31, 1984	44,275.00
STATUTORY EXPENDITURES		EQUALIZED VALUATION BASIS		CURRENT FINANCES DECEMBER 31, 1984	
Pensions & F. I. C. A.	104,132.42	FOR NET DEBT COMPUTATION	229,146,906	ASSETS	
Employee Fringe Benefits	44,715.42	REAL PROPERTY VALUATIONS		Cash Dec. 31, 1984	410,843.93
Other Statutory Expenditures		Code Class # of Parcels % VAL'N	ASSESSED VALUATION	Taxes Receivable	179,819.32
CETA And Other Public Employment Programs		1 Vacant Land 199 2.37	5,717,000.00	Tax Title Liens	4,700.39
MUNICIPAL FUNCTIONS TOTAL	1,630,485.11	2 Residential 1970 79.59	191,888,700.00	Foreclosed Property	44,275.00
CAPITAL IMPROVEMENTS *MEMO*		3 Farm 15 .26	625,900.00	Emergencies & Other Deferred Charges	71,117.21
DEBT SERVICE		4a Commercial 95 17.21	41,501,900.00	State and Federal Aid Receivable	1,935.50
Principal Payments	131,000.00	4b Industrial 3 .38	907,300.00	Other Receivables	66,936.38
Interest Payments	120,064.00	4c Apartments 2 .18	444,600.00	Total	779,627.73
		Total 2284	241,085,400.00	LIABILITIES, RESERVES, AND SURPLUS	
DEFERRED CHARGES	31,167.13	Land Area 2.83 Sq. Miles		Cash Liabilities	124,777.56
SCHOOL, COUNTY, SPECIAL DISTRICT TAXES	4,852,947.11	Net Valuation Taxable-Municipal	242,970,553	Reserves for Receivables	295,731.09
RESERVE FOR UNCOLLECTED TAXES	174,075.33	Net Valuation Taxable-County	234,126,055	Surplus Dec. 31, 1984	359,119.08
EXPENDITURES TOTAL	6,939,738.68	State Equalized Valuation	255,259,194	Total	779,627.73
		State Equalization Ratio	95.15		

1615
Population 1980 22,750
Population 1984 23,939
S & P Rating
Moody Rating BAA1

General Tax Rate Per \$100. 6.52
State Equalized Tax Rate 2.70

WEST MILFORD TWP. - PASSAIC COUNTY
Form of Government:
Council-Manager Plan D (OMCL 50)
Number of Members on Governing Body - 5

PER CAPITA:
Gross Debt 798.22
Net Debt 242.34
Debt Service 26.41
Total Tax Levy 792.73
Municipal Expenditures 388.69
PER CENT:
Gross Debt 3.00
Net Debt .91
Tax Levy Collected 95.52
Tax Levy Cancelled, Abated or Adjusted .45

EXPENDITURES		REVENUES-REALIZED		1984 PROPERTY TAX	
GENERAL GOVERNMENT				STATE EQUALIZED TAX RATE	
Governing Body & Public Boards	249,564.00	1984 Property Taxes Collected	18,125,335.87	Local District School Taxes	1.45 10,075,000.00
Municipal Clerk	163,475.70	1984 Payments in Lieu of Taxes		Regional & Consolidated School Tax	
Financial Administration	101,827.00	Delinquent Tax & Lien Collections	628,482.25	School Taxes in Municipal Budget	
Assessment of Taxes	101,369.00	Business Personality Replacement Taxes	126,110.88	County Taxes	.59 4,082,497.96
Collection of Taxes	149,790.00	Taxes from Public Utilities	1,449,376.00	County Library Taxes	
Planning, Housing & Development	120,824.00	Other Miscellaneous Tax Revenues		Local Municipal Purpose Taxes	.66 4,590,600.00
Human Resources	49,636.00	State Aid Revenues	453,187.90	Veteran & Senior Citizen Taxes	185,250.00
Elections	11,385.00	Federal Aid Revenues	49,405.00	Total Taxes for Rate Computation	2.70 18,933,347.96
General Administration (other)	556,069.00	State and Local Fiscal Assistance Act Utilized	436,492.00	Special District Taxes	
JUDICIARY		Sale of Acquired Property	18,392.00	Bank Corp. Taxes	17,358.66
Municipal Courts	76,841.00	Other Miscellaneous Revenues	908,548.44	Added and Omitted Taxes	211,629.05
PUBLIC SAFETY		Total	22,195,330.34	Total Taxes Levied - ABSTRACT	18,977,085.67
Fire Protection	242,239.00	Prior Years Surplus Appropriated	547,000.00	Total Taxes Billed	18,976,109.37
Police Protection	1,571,846.00	REVENUES TOTAL	22,742,330.34	1984 TAXES COLLECTED	18,125,335.87
Civil Defense & Disaster Control		Reserve For Uncollected Taxes	751,637.89	1984 Taxes Cancelled, Abated or Adjusted	84,945.21
Environmental Inspection & Control	105,967.00			Transfer to Tax Title Liens or Foreclosed	73,791.20
Other Public Safety				Balance Outstanding Dec. 31, 1984	692,037.09
PUBLIC WORKS		CAPITAL OUTLAY TOTAL	1,191,554.19	PRIOR YEARS TAXES OUTSTANDING	
Streets and Drainage	1,779,285.00	Public Enterprises		Balance January 1, 1984	663,261.38
Sewers and Sewage Processing	29,000.00	Recreation—Culture	59,376.62	Collected in 1984	604,785.79
Garbage and Trash Disposal	827,675.00	Public Works	1,121,770.57	Cancelled, Abated or Adjusted 1984	12,017.82
Public Buildings and Grounds	218,257.00	Buildings and Grounds	10,407.00	Transfers to Tax Title Liens or Foreclosed	20,744.65
Other Public Works	49,520.00	Library and Education		Balance December 31, 1984	25,713.12
HEALTH and WELFARE		Conservation		TAX TITLE LIENS OUTSTANDING	
Health Services Except Environmental	153,268.00	All Other		Balance January 1, 1984	125,415.56
Welfare-Public Assistance	20,605.00			Transfer From Taxes	97,797.42
Hospitals, Clinics, First Aid	400.00			Redeemed in 1984	23,696.46
Animal, Insect, & Rodent Control	19,922.74			Cancelled, Abated or Adjusted (1984)	
Other Welfare Services				Transfers to Foreclosed Property	1,477.65
RECREATION and CONSERVATION				Balance December 31, 1984	198,038.87
Beaches and Boardwalks				PROPERTY ACQUIRED BY DEED OR FORECLOSURE	
Parks, Playgrounds, Shade Trees	62,379.00			Balance January 1, 1984	780,755.11
Land Reclamation & Conservation	309,114.00			Transfers From Taxes or Liens	2,044.89
Other Recreational Services				Sale for Cash (1984)	18,392.00
EDUCATION (excluding schools)				Cancelled, Abated or Adjusted (1984)	37,508.00
Libraries	111,401.00			Balance December 31, 1984	726,900.00
Other Educational Services				CURRENT FINANCES DECEMBER 31, 1984	
STATUTORY EXPENDITURES				ASSETS	
Pensions & F. I. C. A.	491,445.56			Cash Dec. 31, 1984	937,526.49
Employee Fringe Benefits	261,449.00			Taxes Receivable	717,750.21
Other Statutory Expenditures	7,000.00			Tax Title Liens	198,038.87
CETA And Other Public Employment Programs				Foreclosed Property	726,900.00
MUNICIPAL FUNCTIONS TOTAL	7,842,054.00			Emergencies & Other Deferred Charges	160,311.45
CAPITAL IMPROVEMENTS *MEMO*	69,129.45			State and Federal Aid Receivable	16,350.37
DEBT SERVICE				Other Receivables	47,465.41
Principal Payments	160,000.00			Total	2,804,342.80
Interest Payments	472,180.69			LIABILITIES, RESERVES, AND SURPLUS	
DEFERRED CHARGES	79,000.00			Cash Liabilities	635,036.76
SCHOOL, COUNTY, SPECIAL DISTRICT TAXES	14,157,497.96			Reserves for Receivables	1,667,874.78
RESERVE FOR UNCOLLECTED TAXES	751,637.89			Surplus Dec. 31, 1984	501,431.26
EXPENDITURES TOTAL	23,462,370.54			Total	2,804,342.80

0912
Population 1980 39,194
Population 1984 41,162
S & P Rating BBB+
Moody Rating AAA

General Tax Rate Per \$100. 11.03
State Equalized Tax Rate 5.35

WEST NEW YORK TOWN – HUDSON CO.
Form of Government:
Commission (1911)
Number of Members on Governing Body – 5

PER CAPITA:
Gross Debt 298.09
Net Debt 139.40
Debt Service 42.71
Total Tax Levy 486.86
Municipal Expenditures 457.90

PER CENT:
Gross Debt 3.61
Net Debt 1.69
Tax Levy Collected 92.09
Tax Levy Cancelled, Abated or Adjusted 1.57

EXPENDITURES		REVENUES-REALIZED		1984 PROPERTY TAX	
GENERAL GOVERNMENT				STATE EQUALIZED TAX RATE →	
Governing Body & Public Boards		1984 Property Taxes Collected	18,414,951.79	Local District School Taxes 1.57	5,722,889.00
Municipal Clerk	56,190.00	1984 Payments in Lieu of Taxes	1,042,770.96	Regional & Consolidated School Tax	
Financial Administration	185,160.59	Delinquent Tax & Lien Collections	1,217,810.71	School Taxes in Municipal Budget .07	237,465.00
Assessment of Taxes	118,792.00	Business Personalty Replacement Taxes	963,046.20	County Taxes 1.10 *	3,980,390.94
Collection of Taxes	46,804.00	Taxes from Public Utilities	1,149,983.00	County Library Taxes	
Planning, Housing & Development	53,326.00	Other Miscellaneous Tax Revenues	7,303.03	Local Municipal Purpose Taxes 2.62	9,505,356.91
Human Resources	885,578.00	State Aid Revenues	2,414,448.70	Veteran & Senior Citizen Taxes	122,450.00
Elections	14,000.00	Federal Aid Revenues		Total Taxes for Rate Computation 5.36	19,568,551.85
General Administration (other)	1,739,397.59	State and Local Fiscal Assistance Act Utilized	701,315.00	Special District Taxes	
JUDICIARY		Sale of Acquired Property		Bank Corp. Taxes	40,931.34
Municipal Courts	58,014.00	Other Miscellaneous Revenues	1,525,824.97	Added and Omitted Taxes	552,940.48
PUBLIC SAFETY		Total	27,437,454.36	Total Taxes Levied - ABSTRACT	20,039,973.67
Fire Protection	3,198,477.38	Prior Years Surplus Appropriated	1,200,000.00	Total Taxes Billed	19,995,731.10
Police Protection	2,722,662.38	REVENUES TOTAL	28,637,454.36	1984 TAXES COLLECTED	18,414,951.79
Civil Defense & Disaster Control	10,848.00	Reserve For Uncollected Taxes	1,418,000.00	1984 Taxes Cancelled, Abated or Adjusted	314,891.99
Environmental Inspection & Control	144,023.00	CAPITAL OUTLAY TOTAL	1,778,103.12	Transfer to Tax Title Liens or Foreclosed	84,564.59
Other Public Safety				Balance Outstanding Dec. 31, 1984	1,181,322.73
PUBLIC WORKS				PRIOR YEARS TAXES OUTSTANDING	
Streets and Drainage	1,221,566.00	Public Enterprises		Balance January 1, 1984	1,024,139.06
Sewers and Sewage Processing	410,500.00	Recreation—Culture	544,507.18	Collected in 1984	886,350.80
Garbage and Trash Disposal	549,121.00	Public Works	225,727.54	Cancelled, Abated or Adjusted 1984	2,947.94
Public Buildings and Grounds	287,129.00	Buildings and Grounds	201,647.98	Transfers to Tax Title Liens or Foreclosed	9,159.75
Other Public Works	79,000.00	Library and Education	806,220.42	Balance December 31, 1984	125,680.57
HEALTH and WELFARE		Conservation		TAX TITLE LIENS OUTSTANDING	
Health Services Except Environmental	330,652.00	All Other		Balance January 1, 1984	482,963.19
Welfare-Public Assistance	25,000.00			Transfer From Taxes	93,724.34
Hospitals, Clinics, First Aid				Redeemed in 1984	331,459.91
Animal, Insect, & Rodent Control	1,000.00			Cancelled, Abated or Adjusted (1984)	
Other Welfare Services				Transfers to Foreclosed Property	
RECREATION and CONSERVATION				Balance December 31, 1984	245,227.62
Beaches and Boardwalks				PROPERTY ACQUIRED BY DEED OR FORECLOSURE	
Parks, Playgrounds, Shade Trees	471,050.00			Balance January 1, 1984	
Land Reclamation & Conservation				Transfers From Taxes or Liens	
Other Recreational Services	323,675.00			Sale for Cash (1984)	
EDUCATION (excluding schools)				Cancelled, Abated or Adjusted (1984)	
Libraries	195,287.00			Balance December 31, 1984	
Other Educational Services				CURRENT FINANCES DECEMBER 31, 1984	
STATUTORY EXPENDITURES				ASSETS	
Pensions & F. I. C. A.	1,405,965.81			Cash Dec. 31, 1984	3,409,143.39
Employee Fringe Benefits	940,184.19			Taxes Receivable	1,307,003.30
Other Statutory Expenditures				Tax Title Liens	245,227.62
CETA And Other Public Employment Programs				Foreclosed Property	
MUNICIPAL FUNCTIONS TOTAL	15,483,402.94			Emergencies & Other Deferred Charges	
CAPITAL IMPROVEMENTS *MEMO*	20,000.00			State and Federal Aid Receivable	189,120.59
DEBT SERVICE				Other Receivables	788,189.41
Principal Payments	968,500.00			Total	5,938,684.31
Interest Payments	789,492.00			LIABILITIES, RESERVES, AND SURPLUS	
TYPE I SCHL DEBT *MEMO	733,460.00			Cash Liabilities	2,006,438.09
DEFERRED CHARGES	188,872.90			Reserves for Receivables	2,340,420.33
SCHOOL, COUNTY, SPECIAL DISTRICT TAXES	9,940,744.94			Surplus Dec. 31, 1984	1,591,825.89
RESERVE FOR UNCOLLECTED TAXES	1,418,000.00			Total	5,938,684.31
EXPENDITURES TOTAL	28,789,012.78				

1984/3000

* ABOVE DEBT SERVICE INCLUDES TYPE I SCHOOL DEBT

*Includes County Health Service Taxes or County Vocational School Taxes. See Table 13.

0722
Population 1980 39,510
Population 1984 40,233
S & P Rating
Moody Rating A1

General Tax Rate Per \$100.
3.19
State Equalized Tax Rate
3.38

WEST ORANGE TOWNSHIP – ESSEX CO.
Form of Government:
Mayor-Council Plan B (OMCL 50)
Number of Members on Governing Body – 5

PER CAPITA:
Gross Debt 288.49
Net Debt 233.12
Debt Service 27.05
Total Tax Levy 1,045.64
Municipal Expenditures 470.73
PER CENT:
Gross Debt 1.07
Net Debt .87
Tax Levy Collected 97.59
Tax Levy Cancelled, Abated or Adjusted .48

EXPENDITURES		REVENUES-REALIZED		1984 PROPERTY TAX	
GENERAL GOVERNMENT		1984 Property Taxes Collected		STATE EQUALIZED TAX RATE →	
Governing Body & Public Boards	97,926.00	1984 Payments in Lieu of Taxes		Local District School Taxes	1.59
Municipal Clerk	72,602.00	Delinquent Tax & Lien Collections		Regional & Consolidated School Tax	
Financial Administration	161,787.00	Business Personalty Replacement Taxes		School Taxes in Municipal Budget	
Assessment of Taxes	127,939.00	Taxes from Public Utilities		County Taxes	.97
Collection of Taxes	104,653.00	Other Miscellaneous Tax Revenues		County Library Taxes	
Planning, Housing & Development	31,425.00	State Aid Revenues		Local Municipal Purpose Taxes	.81
Human Resources	20,000.00	Federal Aid Revenues		Veteran & Senior Citizen Taxes	
Elections	37,000.00	State and Local Fiscal Assistance Act Utilized		Total Taxes for Rate Computation	3.37
General Administration (other)	1,591,002.81	Sale of Acquired Property		Special District Taxes	
JUDICIARY		Other Miscellaneous Revenues		Bank Corp. Taxes	72,512.81
Municipal Courts	108,498.00	Total		Added and Omitted Taxes	256,820.30
PUBLIC SAFETY		Prior Years Surplus Appropriated		Total Taxes Levied - ABSTRACT	42,069,414.25
Fire Protection	2,726,490.00	REVENUES		Total Taxes Billed	42,078,766.62
Police Protection	3,074,014.22	Reserve For Uncollected Taxes		1984 TAXES COLLECTED	41,064,431.57
Civil Defense & Disaster Control	12,500.00	CAPITAL OUTLAY		1984 Taxes Cancelled, Abated or Adjusted	202,592.12
Environmental Inspection & Control	196,655.00	TOTAL		Transfer to Tax Title Liens or Foreclosed	15,377.88
Other Public Safety		Public Enterprises		Balance Outstanding Dec. 31, 1984	796,365.05
PUBLIC WORKS		Recreation—Culture		PRIOR YEARS TAXES OUTSTANDING	
Streets and Drainage	1,874,200.00	Public Works		Balance January 1, 1984	684,984.98
Sewers and Sewage Processing	514,260.00	Buildings and Grounds		Collected in 1984	668,211.84
Garbage and Trash Disposal	836,700.00	Library and Education		Cancelled, Abated or Adjusted 1984	302.01
Public Buildings and Grounds	69,675.00	Conservation		Transfers to Tax Title Liens or Foreclosed	16,471.13
Other Public Works	244,000.00	All Other		Balance December 31, 1984	
HEALTH and WELFARE		CAPITAL DEBT AUTHORIZED, DECEMBER 31, 1984		TAX TITLE LIENS OUTSTANDING	
Health Services Except Environmental	434,369.00	ISSUED AND UNISSUED		Balance January 1, 1984	64,912.32
Welfare-Public Assistance	38,000.00	SCHOOL		Transfer From Taxes	34,331.68
Hospitals, Clinics, First Aid	57,817.00	GROSS DEBT		Redeemed in 1984	31,937.04
Animal, Insect, & Rodent Control	46,875.00	NET DEBT		Cancelled, Abated or Adjusted (1984)	
Other Welfare Services	18,976.00	Self-liquidating		Transfers to Foreclosed Property	19,837.50
RECREATION and CONSERVATION		Other		Balance December 31, 1984	47,469.46
Beaches and Boardwalks		Total		PROPERTY ACQUIRED BY DEED OR	
Parks, Playgrounds, Shade Trees	468,129.00	ISSUED AND OUTSTANDING		FORECLOSURE	
Land Reclamation & Conservation	21,672.00	SCHOOL		Balance January 1, 1984	1,753,474.79
Other Recreational Services	111,728.00	Self-Liquidating		Transfers From Taxes or Liens	24,232.21
EDUCATION (excluding schools)		Other		Sale for Cash (1984)	1,450,000.00
Libraries	625,000.00	Total		Cancelled, Abated or Adjusted (1984)	
Other Educational Services		EQUALIZED VALUATION BASIS		Balance December 31, 1984	327,707.00
STATUTORY EXPENDITURES		FOR NET DEBT COMPUTATION		CURRENT FINANCES DECEMBER 31, 1984	
Pensions & F. I. C. A.	1,695,151.00	REAL PROPERTY VALUATIONS		ASSETS	
Employee Fringe Benefits	642,000.00	Code Class # of Parcels % VAL'N		Cash Dec. 31, 1984	8,648,028.85
Other Statutory Expenditures	1,000.00	ASSESSSED VALUATION		Taxes Receivable	796,365.05
CETA And Other Public Employment Programs		1 Vacant Land 690 3.12		Tax Title Liens	47,469.46
MUNICIPAL FUNCTIONS	16,062,044.03	2 Residential 10266 74.18		Foreclosed Property	327,707.00
CAPITAL IMPROVEMENTS	34,225.00	3 Farm 2 .02		Emergencies & Other Deferred Charges	166,000.00
DEBT SERVICE		4a Commercial 409 15.84		State and Federal Aid Receivable	14,141.82
Principal Payments	435,000.00	4b Industrial 56 2.08		Other Receivables	88,076.99
Interest Payments	653,443.91	4c Apartments 46 4.76		Total	10,087,789.17
DEFERRED CHARGES	57,363.03	Total 11469		LIABILITIES, RESERVES, AND SURPLUS	
SCHOOL, COUNTY, SPECIAL DISTRICT TAXES	31,735,090.04	Land Area .12.10 Sq. Miles		Cash Liabilities	4,307,785.40
RESERVE FOR UNCOLLECTED TAXES	1,731,029.52	Net Valuation Taxable-Municipal		Reserves for Receivables	1,195,183.70
EXPENDITURES	50,674,970.53	Net Valuation Taxable-County		Surplus Dec. 31, 1984	4,584,820.07
		State Equalized Valuation		Total	10,087,789.17
		State Equalization Ratio			

1616
 Population 1980 **11,293**
 Population 1984 **11,380**
 S & P Rating
 Moody Rating **AAA**

General Tax Rate Per \$100. **2.37**
 State Equalized Tax Rate **2.16**

WEST PATERSON BOROUGH – PASSAIC CO.
Form of Government:
Small Municipality Plan C (OMCL 50)
Number of Members on Governing Body – 7

PER CAPITA:
 Gross Debt **949.74**
 Net Debt **836.42**
 Debt Service **62.26**
 Total Tax Levy **706.48**
 Municipal Expenditures **274.72**

PER CENT:
 Gross Debt **3.32**
 Net Debt **2.93**
 Tax Levy Collected **98.35**
 Tax Levy Cancelled, Abated or Adjusted **.13**

EXPENDITURES		REVENUES-REALIZED		1984 PROPERTY TAX	
GENERAL GOVERNMENT				STATE EQUALIZED TAX RATE	
Governing Body & Public Boards	19,547.96	1984 Property Taxes Collected	7,888,930.22	Local District School Taxes	.79
Municipal Clerk		1984 Payments in Lieu of Taxes		Regional & Consolidated School Tax	.39
Financial Administration	20,700.00	Delinquent Tax & Lien Collections	81,173.19	School Taxes in Municipal Budget	
Assessment of Taxes	9,902.25	Business Personalty Replacement Taxes	217,273.68	County Taxes	.58
Collection of Taxes	30,505.60	Taxes from Public Utilities	455,565.00	County Library Taxes	
Planning, Housing & Development	14,307.01	Other Miscellaneous Tax Revenues		Local Municipal Purpose Taxes	.39
Human Resources		State Aid Revenues	120,688.27	Veteran & Senior Citizen Taxes	
Elections	3,549.60	Federal Aid Revenues		Total Taxes for Rate Computation	2.15
General Administration (other)	244,739.72	State and Local Fiscal Assistance Act Utilized	58,739.00	Special District Taxes	
JUDICIARY		Sale of Acquired Property		Bank Corp. Taxes	25,039.55
Municipal Courts	22,968.20	Other Miscellaneous Revenues	331,666.07	Added and Omitted Taxes	49,141.73
PUBLIC SAFETY		Total	9,154,035.43	Total Taxes Levied - ABSTRACT	8,039,703.45
Fire Protection	65,840.00	Prior Years Surplus Appropriated	505,000.00	Total Taxes Billed	8,020,917.94
Police Protection	616,000.00	REVENUES TOTAL	9,659,035.43	1984 TAXES COLLECTED	7,888,930.22
Civil Defense & Disaster Control		Reserve For Uncollected Taxes	199,282.88	1984 Taxes Cancelled, Abated or Adjusted	10,796.00
Environmental Inspection & Control	44,818.72	CAPITAL OUTLAY TOTAL	297,861.70	Transfer to Tax Title Liens or Foreclosed	284.40
Other Public Safety				Balance Outstanding Dec. 31, 1984	120,907.32
PUBLIC WORKS				PRIOR YEARS TAXES OUTSTANDING	
Streets and Drainage	192,861.90	Public Enterprises	2,755.38	Balance January 1, 1984	135,629.18
Sewers and Sewage Processing	175,270.34	Recreation—Culture		Collected in 1984	81,173.19
Garbage and Trash Disposal	175,097.77	Public Works	241,634.40	Cancelled, Abated or Adjusted 1984	2,615.84
Public Buildings and Grounds	41,705.00	Buildings and Grounds	53,471.92	Transfers to Tax Title Liens or Foreclosed	
Other Public Works	72,317.58	Library and Education		Balance December 31, 1984	51,840.15
HEALTH and WELFARE		Conservation		TAX TITLE LIENS OUTSTANDING	
Health Services Except Environmental	18,006.46	All Other		Balance January 1, 1984	1,863.33
Welfare-Public Assistance	2,944.52	CAPITAL DEBT AUTHORIZED, DECEMBER 31, 1984		Transfer From Taxes	284.40
Hospitals, Clinics, First Aid		ISSUED AND UNISSUED		Redeemed in 1984	
Animal, Insect, & Rodent Control		School	1,214,719	Cancelled, Abated or Adjusted (1984)	
Other Welfare Services		Self-liquidating	37,000	Transfers to Foreclosed Property	
RECREATION and CONSERVATION		Other	9,556,371	Balance December 31, 1984	2,147.73
Beaches and Boardwalks		Total	10,808,090	PROPERTY ACQUIRED BY DEED OR FORECLOSURE	
Parks, Playgrounds, Shade Trees	23,672.67	ISSUED AND OUTSTANDING		Balance January 1, 1984	290,800.00
Land Reclamation & Conservation	60,000.00	School	748,557.68	Transfers From Taxes or Liens	
Other Recreational Services	7,362.46	Self-Liquidating	37,000.00	Sale for Cash (1984)	
EDUCATION (excluding schools)		Other	4,064,600.00	Cancelled, Abated or Adjusted (1984)	
Libraries	107,160.26	Total	4,850,157.68	Balance December 31, 1984	290,800.00
Other Educational Services		EQUALIZED VALUATION BASIS		CURRENT FINANCES DECEMBER 31, 1984	
STATUTORY EXPENDITURES		FOR NET DEBT COMPUTATION	325,189,554	ASSETS	
Pensions & F. I. C. A.	138,689.71	REAL PROPERTY VALUATIONS		Cash Dec. 31, 1984	806,221.25
Employee Fringe Benefits	53,044.78	Code Class # of Parcels % VAL'N		Taxes Receivable	172,747.47
Other Statutory Expenditures	2.00	1 Vacant Land 138 5.23	17,450,300.00	Tax Title Liens	2,147.73
CETA And Other Public Employment Programs		2 Residential 2383 61.12	203,995,600.00	Foreclosed Property	290,800.00
MUNICIPAL FUNCTIONS TOTAL	2,161,014.51	3 Farm		Emergencies & Other Deferred Charges	36,821.63
CAPITAL IMPROVEMENTS *MEMU*	4,000.00	4a Commercial 154 18.38	61,348,000.00	State and Federal Aid Receivable	870.81
DEBT SERVICE		4b Industrial 30 8.82	29,449,600.00	Other Receivables	13,879.69
Principal Payments	435,600.00	4c Apartments 6 6.45	21,538,500.00	Total	1,323,488.58
Interest Payments	272,945.74	Total 2711	333,782,000.00	LIABILITIES, RESERVES, AND SURPLUS	
DEFERRED CHARGES	57,449.01	Land Area 2.95 Sq. Miles		Cash Liabilities	193,991.26
SCHOOL, COUNTY, SPECIAL DISTRICT TAXES	6,537,429.35	Net Valuation Taxable-Municipal	336,285,931	Reserves for Receivables	479,574.89
RESERVE FOR UNCOLLECTED TAXES	199,282.88	Net Valuation Taxable-County	347,060,971	Surplus Dec. 31, 1984	649,922.43
EXPENDITURES TOTAL	9,663,721.49	State Equalized Valuation	369,216,741	Total	1,323,488.58
		State Equalization Ratio	91.02		

0513
Population 1980 360
Population 1984 402
S & P Rating
Moody Rating

General Tax Rate Per \$100.

1.96
State Equalized Tax Rate
1.78

WEST WILDWOOD BORO. - CAPE MAY CO.
Form of Government:
Commission (1911)
Number of Members on Governing Body - 3

PER CAPITA:

Gross Debt 985.82
Net Debt 985.82
Debt Service 114.93
Total Tax Levy 1,344.87
Municipal Expenditures 1,198.73

PER CENT:

Gross Debt 1.44
Net Debt 1.44
Tax Levy Collected 91.10
Tax Levy Cancelled, Abated or Adjusted

EXPENDITURES		REVENUES-REALIZED		1984 PROPERTY TAX	
GENERAL GOVERNMENT				STATE EQUALIZED TAX RATE	
Governing Body & Public Boards		1984 Property Taxes Collected	492,528.46	Local District School Taxes .42	126,506.50
Municipal Clerk		1984 Payments in Lieu of Taxes		Regional & Consolidated School Tax	
Financial Administration		Delinquent Tax & Lien Collections	33,276.70	School Taxes in Municipal Budget	
Assessment of Taxes	6,150.00	Business Personalty Replacement Taxes	2,567.20	County Taxes .37	113,747.32
Collection of Taxes	5,697.00	Taxes from Public Utilities	42,141.27	County Library Taxes .02	6,989.41
Planning, Housing & Development	1,100.00	Other Miscellaneous Tax Revenues		Local Municipal Purpose Taxes .96	292,000.00
Human Resources		State Aid Revenues	7,623.77	Veteran & Senior Citizen Taxes	10,700.00
Elections	1,878.00	Federal Aid Revenues	35,229.00	Total Taxes for Rate Computation 1.77	549,943.23
General Administration (other)	89,516.96	State and Local Fiscal Assistance Act Utilized	10,242.00	Special District Taxes	
JUDICIARY		Sale of Acquired Property		Bank Corp. Taxes	
Municipal Courts	4,183.00	Other Miscellaneous Revenues	35,864.66	Added and Omitted Taxes	1,395.71
PUBLIC SAFETY		Total	659,473.06	Total Taxes Levied - ABSTRACT	540,638.94
Fire Protection	5,085.00	Prior Years Surplus Appropriated	63,000.00	Total Taxes Billed	540,638.94
Police Protection	49,984.61	REVENUES TOTAL	722,473.06	1984 TAXES COLLECTED	492,528.46
Civil Defense & Disaster Control	271.32	Reserve For Uncollected Taxes	40,233.24	1984 Taxes Cancelled, Abated or Adjusted	
Environmental Inspection & Control	6,500.00			Transfer to Tax Title Liens or Foreclosed	
Other Public Safety		CAPITAL OUTLAY TOTAL	49,547.99	Balance Outstanding Dec. 31, 1984	48,110.48
PUBLIC WORKS				PRIOR YEARS TAXES OUTSTANDING	
Streets and Drainage	57,596.63	Public Enterprises		Balance January 1, 1984	33,378.35
Sewers and Sewage Processing	65,206.14	Recreation—Culture		Collected in 1984	33,276.70
Garbage and Trash Disposal	49,023.69	Public Works	49,547.99	Cancelled, Abated or Adjusted 1984	
Public Buildings and Grounds	7,094.00	Buildings and Grounds		Transfers to Tax Title Liens or Foreclosed	
Other Public Works	5,600.00	Library and Education		Balance December 31, 1984	101.65
HEALTH and WELFARE		Conservation		TAX TITLE LIENS OUTSTANDING	
Health Services Except Environmental		All Other.		Balance January 1, 1984	2,308.92
Welfare-Public Assistance	370.00			Transfer From Taxes	
Hospitals, Clinics, First Aid		CAPITAL DEBT AUTHORIZED, DECEMBER 31, 1984		Redeemed in 1984	
Animal, Insect, & Rodent Control		ISSUED AND UNISSUED GROSS DEBT NET DEBT		Cancelled, Abated or Adjusted (1984)	
Other Welfare Services		School		Transfers to Foreclosed Property	
RECREATION and CONSERVATION		Self-liquidating		Balance December 31, 1984	2,308.92
Beaches and Boardwalks		Other	396,300	PROPERTY ACQUIRED BY DEED OR FORECLOSURE	
Parks, Playgrounds, Shade Trees		Total	396,300	Balance January 1, 1984	
Land Reclamation & Conservation				Transfers From Taxes or Liens	
Other Recreational Services	11,500.00	ISSUED AND OUTSTANDING		Sale for Cash (1984)	
EDUCATION (excluding schools)		School		Cancelled, Abated or Adjusted (1984)	
Libraries		Self-liquidating		Balance December 31, 1984	
Other Educational Services		Other	335,400.00	CURRENT FINANCES DECEMBER 31, 1984	
STATUTORY EXPENDITURES		Total	335,400.00	ASSETS	
Pensions & F. I. C. A.	15,494.84	EQUALIZED VALUATION BASIS		Cash Dec. 31, 1984	126,165.44
Employee Fringe Benefits		FOR NET DEBT COMPUTATION	27,480,885	Taxes Receivable	48,212.13
Other Statutory Expenditures	25.00	REAL PROPERTY VALUATIONS		Tax Title Liens	2,308.92
CETA And Other Public Employment Programs		Code Class # of Parcels % VAL'N		Foreclosed Property	
MUNICIPAL FUNCTIONS TOTAL	382,276.19	1 Vacant Land 247 8.90	2,445,250.00	Emergencies & Other Deferred Charges	9,425.35
CAPITAL IMPROVEMENTS *MEMO*	12,500.00	2 Residential 570 85.16	23,401,600.00	State and Federal Aid Receivable	
DEBT SERVICE		3 Farm		Other Receivables	31,176.32
Principal Payments	24,300.00	4a Commercial 15 3.28	901,600.00	Total	217,288.16
Interest Payments	21,902.20	4b Industrial		LIABILITIES, RESERVES, AND SURPLUS	
		4c Apartments 6 2.66	732,100.00	Cash Liabilities	87,226.15
		Total 838	27,480,550.00	Reserves for Receivables	81,697.37
DEFERRED CHARGES	13,177.12	Land Area .40 Sq. Miles		Surplus Dec. 31, 1984	48,364.64
SCHOOL, COUNTY, SPECIAL DISTRICT TAXES	247,243.23	Net Valuation Taxable-Municipal	27,558,615	Total	217,288.16
RESERVE FOR UNCOLLECTED TAXES	40,233.24	Net Valuation Taxable-County	27,988,331		
EXPENDITURES TOTAL	729,131.98	State Equalized Valuation	30,416,495		
		State Equalization Ratio	90.58		

1113
 Population 1980 8,542
 Population 1984 9,293
 S & P Rating
 Moody Rating A1
 General Tax Rate Per \$100. 2.79
 State Equalized Tax Rate 2.44

WEST WINDSOR TOWNSHIP – MERCER CO.
Form of Government:
Township Committee
Number of Members on Governing Body – 5

PER CAPITA:
 Gross Debt 1,427.29
 Net Debt 870.67
 Debt Service 127.93
 Total Tax Levy 1,337.54
 Municipal Expenditures 607.57
 PER CENT:
 Gross Debt 3.08
 Net Debt 1.88
 Tax Levy Collected 97.51
 Tax Levy Cancelled, Abated or Adjusted

EXPENDITURES		REVENUES-REALIZED		1984 PROPERTY TAX	
GENERAL GOVERNMENT				STATE EQUALIZED TAX RATE →	
Governing Body & Public Boards		1984 Property Taxes Collected		Local District School Taxes	
Municipal Clerk		12,146,274.79		Regional & Consolidated School Tax 1.12	
Financial Administration	77,185.00	1984 Payments in Lieu of Taxes		School Taxes in Municipal Budget	
Assessment of Taxes	44,428.00	Delinquent Tax & Lien Collections	372,230.27	County Taxes .80	3,886,149.79
Collection of Taxes	41,480.00	Business Personalty Replacement Taxes	258,156.36	County Library Taxes .09	447,898.95
Planning, Housing & Development	449,677.00	Taxes from Public Utilities	1,172,993.00	Local Municipal Purpose Taxes .42	2,038,306.00
Human Resources		Other Miscellaneous Tax Revenues		Veteran & Senior Citizen Taxes	49,550.00
Elections	4,500.00	State Aid Revenues	49,886.48	Total Taxes for Rate Computation 2.43	11,868,289.31
General Administration (other)	517,500.00	Federal Aid Revenues	16,591.11	Special District Taxes	
JUDICIARY		State and Local Fiscal Assistance Act Utilized	86,578.51	Bank Corp. Taxes	16,102.50
Municipal Courts	53,509.00	Sale of Acquired Property		Added and Omitted Taxes	594,912.39
PUBLIC SAFETY		Other Miscellaneous Revenues	2,656,128.51	Total Taxes Levied - ABSTRACT	12,429,754.20
Fire Protection	185,022.51	Prior Years Surplus Appropriated	800,000.00	Total Taxes Billed	12,455,949.69
Police Protection	956,604.00	REVENUES TOTAL	17,558,839.03	1984 TAXES COLLECTED	12,146,274.79
Civil Defense & Disaster Control	52,294.00	Reserve For Uncollected Taxes	480,500.00	1984 Taxes Cancelled, Abated or Adjusted	
Environmental Inspection & Control	77,474.00	CAPITAL OUTLAY TOTAL	391,137.48	Transfer to Tax Title Liens or Foreclosed	
Other Public Safety				Balance Outstanding Dec. 31, 1984	309,674.90
PUBLIC WORKS				PRIOR YEARS TAXES OUTSTANDING	
Streets and Drainage	211,429.00	Public Enterprises		Balance January 1, 1984	424,819.55
Sewers and Sewage Processing	412,783.00	Recreation—Culture		Collected in 1984	362,104.42
Garbage and Trash Disposal	181,050.00	Public Works	356,617.39	Cancelled, Abated or Adjusted 1984	34,418.49
Public Buildings and Grounds	110,505.00	Buildings and Grounds	34,520.09	Transfers to Tax Title Liens or Foreclosed	11,948.12
Other Public Works		Library and Education		Balance December 31, 1984	16,348.52
HEALTH and WELFARE		Conservation		TAX TITLE LIENS OUTSTANDING	
Health Services Except Environmental	47,204.00	All Other		Balance January 1, 1984	10,377.69
Welfare-Public Assistance	14,979.00	CAPITAL DEBT AUTHORIZED, DECEMBER 31, 1984		Transfer From Taxes	14,402.23
Hospitals, Clinics, First Aid		ISSUED AND UNISSUED GROSS DEBT		Redeemed in 1984	10,125.85
Animal, Insect, & Rodent Control	10,329.00	School 2,765,740		Cancelled, Abated or Adjusted (1984)	
Other Welfare Services		Self-liquidating 10,498,035	8,091,166	Transfers to Foreclosed Property	
RECREATION and CONSERVATION		Other 13,263,776	8,091,166	Balance December 31, 1984	14,654.07
Beaches and Boardwalks		ISSUED AND OUTSTANDING		PROPERTY ACQUIRED BY DEED OR	
Parks, Playgrounds, Shade Trees	11,535.00	School 2,765,740.75		FORECLOSURE	
Land Reclamation & Conservation	18,025.00	Self-Liquidating 8,800,000.00		Balance January 1, 1984	9,720.00
Other Recreational Services	34,593.00	Other 11,565,740.75		Transfers From Taxes or Liens	
EDUCATION (excluding schools)		Total 430,975,374		Sale for Cash (1984)	
Libraries		EQUALIZED VALUATION BASIS		Cancelled, Abated or Adjusted (1984)	
Other Educational Services		FOR NET DEBT COMPUTATION		Balance December 31, 1984	9,720.00
STATUTORY EXPENDITURES		REAL PROPERTY VALUATIONS		CURRENT FINANCES DECEMBER 31, 1984	
Pensions & F. I. C. A.	259,102.72	Code Class # of Parcels % VAL'N		ASSETS	
Employee Fringe Benefits	120,000.00	1 Vacant Land 348 4.02	16,627,100.00	Cash Dec. 31, 1984	3,225,850.45
Other Statutory Expenditures	8,000.00	2 Residential 2286 57.63	238,120,500.00	Taxes Receivable	326,023.42
CETA And Other Public Employment Programs		3 Farm 329 2.57	10,645,040.00	Tax Title Liens	14,654.07
MUNICIPAL FUNCTIONS TOTAL	3,899,208.23	4a Commercial 133 19.89	82,196,800.00	Foreclosed Property	9,720.00
CAPITAL IMPROVEMENTS *MEMO*	400,000.00	4b Industrial 28 14.22	58,772,530.00	Emergencies & Other Deferred Charges	16,721.85
DEBT SERVICE		4c Apartments 6 1.65	6,807,100.00	State and Federal Aid Receivable	4,754.85
Principal Payments	475,000.00	Total 3130	413,169,070.00	Other Receivables	23,217.02
Interest Payments	713,812.50	Land Area 26.84 Sq. Miles		Total	3,620,941.66
DEFERRED CHARGES	77,651.63	Net Valuation Taxable-Municipal	424,438,565	LIABILITIES, RESERVES, AND SURPLUS	
SCHOOL, COUNTY, SPECIAL DISTRICT TAXES	9,780,433.31	Net Valuation Taxable-County	483,672,638	Cash Liabilities	674,508.77
RESERVE FOR UNCOLLECTED TAXES	480,500.00	State Equalized Valuation	484,887,059	Reserves for Receivables	373,614.51
EXPENDITURES TOTAL	15,426,605.67	State Equalization Ratio 87.33		Surplus Dec. 31, 1984	2,572,818.38
				Total	3,620,941.66

0337

Population 1980 **3,383**
 Population 1984 **4,084**
 S & P Rating
 Moody Rating

General Tax Rate Per \$100.

2.80
 State Equalized Tax Rate
 2.62

WESTAMPTON TWP. - BURLINGTON CO.**Form of Government:****Township Committee****Number of Members on Governing Body - 5**

PER CAPITA:

Gross Debt **726.95**
 Net Debt **57.09**
 Debt Service **19.46**
 Total Tax Levy **697.27**
 Municipal Expenditures **327.83**

PER CENT:

Gross Debt **3.36**
 Net Debt **.26**
 Tax Levy Collected **96.55**
 Tax Levy Cancelled, Abated
 or Adjusted **.29**

EXPENDITURES		REVENUES-REALIZED		1984 PROPERTY TAX	
GENERAL GOVERNMENT				STATE EQUALIZED TAX RATE	
Governing Body & Public Boards		1984 Property Taxes Collected	2,750,130.68	Local District School Taxes	1.02
Municipal Clerk		1984 Payments in Lieu of Taxes		Regional & Consolidated School Tax	.66
Financial Administration	25,295.54	Delinquent Tax & Lien Collections	89,904.02	School Taxes in Municipal Budget	
Assessment of Taxes	13,070.00	Business Personalty Replacement Taxes	45,080.80	County Taxes	.57
Collection of Taxes	17,925.72	Taxes from Public Utilities	382,502.00	County Library Taxes	.03
Planning, Housing & Development	8,883.02	Other Miscellaneous Tax Revenues		Local Municipal Purpose Taxes	.32
Human Resources		State Aid Revenues	18,909.67	Veteran & Senior Citizen Taxes	
Elections	1,194.65	Federal Aid Revenues		Total Taxes for Rate Computation	2.60
General Administration (other)	143,824.02	State and Local Fiscal Assistance Act Utilized	13,272.00	Special District Taxes	
JUDICIARY		Sale of Acquired Property		Bank Corp. Taxes	
Municipal Courts	45,174.97	Other Miscellaneous Revenues	405,904.49	Added and Omitted Taxes	232,167.69
PUBLIC SAFETY		Total	3,705,703.66	Total Taxes Levied - ABSTRACT	2,847,634.54
Fire Protection	74,779.10	Prior Years Surplus Appropriated	245,000.00	Total Taxes Billed	2,848,372.15
Police Protection	397,232.43	REVENUES TOTAL	3,950,703.66	1984 TAXES COLLECTED	2,750,130.68
Civil Defense & Disaster Control	1,200.60	Reserve For Uncollected Taxes	102,241.95	1984 Taxes Cancelled, Abated or Adjusted	8,238.70
Environmental Inspection & Control	52,105.02			Transfer to Tax Title Liens or Foreclosed	671.40
Other Public Safety		CAPITAL OUTLAY TOTAL	74,055.30	Balance Outstanding Dec. 31, 1984	89,331.37
PUBLIC WORKS				PRIOR YEARS TAXES OUTSTANDING	
Streets and Drainage	117,046.56	Public Enterprises		Balance January 1, 1984	89,109.87
Sewers and Sewage Processing	2,635.12	Recreation—Culture		Collected in 1984	86,296.72
Garbage and Trash Disposal	93,624.28	Public Works	47,366.33	Cancelled, Abated or Adjusted 1984	3.78
Public Buildings and Grounds	22,666.98	Buildings and Grounds	26,688.97	Transfers to Tax Title Liens or Foreclosed	24.51
Other Public Works	7,060.43	Library and Education		Balance December 31, 1984	2,784.86
HEALTH and WELFARE		Conservation		TAX TITLE LIENS OUTSTANDING	
Health Services Except Environmental	321.55	All Other		Balance January 1, 1984	9,742.47
Welfare-Public Assistance	5,269.66			Transfer From Taxes	720.25
Hospitals, Clinics, First Aid		CAPITAL DEBT AUTHORIZED, DECEMBER 31, 1984		Redeemed in 1984	3,607.50
Animal, Insect, & Rodent Control		ISSUED AND UNISSUED		Cancelled, Abated or Adjusted (1984)	
Other Welfare Services		School	2,735,711	Transfers to Foreclosed Property	
RECREATION and CONSERVATION		Self-liquidating		Balance December 31, 1984	6,855.22
Beaches and Boardwalks		Other	233,152	PROPERTY ACQUIRED BY DEED OR	
Parks, Playgrounds, Shade Trees	5,000.00	Total	2,968,863	FORECLOSURE	
Land Reclamation & Conservation	195.00	ISSUED AND OUTSTANDING		Balance January 1, 1984	82,950.00
Other Recreational Services	18,022.76	School	2,109,000.00	Transfers From Taxes or Liens	
EDUCATION (excluding schools)		Self-Liquidating		Sale for Cash (1984)	
Libraries		Other	233,152.00	Cancelled, Abated or Adjusted (1984)	
Other Educational Services		Total	2,342,152.00	Balance December 31, 1984	82,950.00
STATUTORY EXPENDITURES		EQUALIZED VALUATION BASIS		CURRENT FINANCES DECEMBER 31, 1984	
Pensions & F. I. C. A.	56,644.40	FOR NET DEBT COMPUTATION	88,454,874	ASSETS	
Employee Fringe Benefits	32,489.56	REAL PROPERTY VALUATIONS		Cash Dec. 31, 1984	1,061,094.27
Other Statutory Expenditures	5,864.88	Code Class # of Parcels % VAL'N		Taxes Receivable	92,116.23
CETA And Other Public Employment Programs		1 Vacant Land 324 5.62	5,188,050.00	Tax Title Liens	6,855.22
MUNICIPAL FUNCTIONS		2 Residential 1253 76.19	70,297,850.00	Foreclosed Property	82,950.00
CAPITAL IMPROVEMENTS		3 Farm 124 3.43	3,166,250.00	Emergencies & Other Deferred Charges	150.00
DEBT SERVICE		4a Commercial 57 7.81	7,206,150.00	State and Federal Aid Receivable	
Principal Payments	61,775.00	4b Industrial 3 6.95	6,413,200.00	Other Receivables	19,573.54
Interest Payments	17,710.28	4c Apartments		Total	1,262,739.26
		Total 1761	92,271,500.00	LIABILITIES, RESERVES, AND SURPLUS	
DEFERRED CHARGES		Land Area 11.04 Sq. Miles		Cash Liabilities	682,736.85
SCHOOL, COUNTY, SPECIAL DISTRICT TAXES	2,295,418.02	Net Valuation Taxable-Municipal	93,602,898	Reserves for Receivables	201,494.99
RESERVE FOR UNCOLLECTED TAXES	102,241.95	Net Valuation Taxable-County	95,729,568	Surplus Dec. 31, 1984	378,507.42
EXPENDITURES		State Equalized Valuation	100,049,168	Total	1,262,739.26
TOTAL	3,634,287.55	State Equalization Ratio	93.47		

2020
 Population 1980 30,447
 Population 1984 30,497
 S & P Rating
 Moody Rating AA

General Tax Rate Per \$100. 2.49
 State Equalized Tax Rate 2.38

WESTFIELD TOWN – UNION COUNTY
Form of Government:
Special Charter (P.L. 1967 c. 195)
Number of Members on Governing Body – 9

PER CAPITA:
 Gross Debt 170.57
 Net Debt 126.07
 Debt Service 21.08
 Total Tax Levy 956.04
 Municipal Expenditures 360.97

PER CENT:
 Gross Debt .46
 Net Debt .34
 Tax Levy Collected 98.26
 Tax Levy Cancelled, Abated or Adjusted .12

EXPENDITURES		REVENUES-REALIZED		1984 PROPERTY TAX	
GENERAL GOVERNMENT				STATE EQUALIZED TAX RATE \rightarrow 1.54	
Governing Body & Public Boards		1984 Property Taxes Collected	28,611,384.73	Local District School Taxes	18,799,737.00
Municipal Clerk		1984 Payments in Lieu of Taxes	78,195.00	Regional & Consolidated School Tax	
Financial Administration	59,150.00	Delinquent Tax & Lien Collections	512,984.44	School Taxes in Municipal Budget	
Assessment of Taxes	88,800.00	Business Personalty Replacement Taxes	338,765.60	County Taxes	6,098,577.86
Collection of Taxes	52,500.00	Taxes from Public Utilities	2,011,463.00	County Library Taxes	
Planning, Housing & Development	23,850.00	Other Miscellaneous Tax Revenues		Local Municipal Purpose Taxes	4,081,372.59
Human Resources		State Aid Revenues	405,356.78	Veteran & Senior Citizen Taxes	223,800.00
Elections		Federal Aid Revenues		Total Taxes for Rate Computation	29,203,487.45
General Administration (other)	938,850.00	State and Local Fiscal Assistance Act Utilized	119,479.00	Special District Taxes	
JUDICIARY		Sale of Acquired Property		Bank Corp. Taxes	38,579.13
Municipal Courts	100,300.00	Other Miscellaneous Revenues	2,036,311.18	Added and Omitted Taxes	137,970.65
PUBLIC SAFETY		Total	34,113,939.73	Total Taxes Levied - ABSTRACT	29,156,237.23
Fire Protection	1,475,438.26	Prior Years Surplus Appropriated	2,000,000.00	Total Taxes Billed	29,117,658.10
Police Protection	1,962,700.00	REVENUES TOTAL	36,113,939.73	1984 TAXES COLLECTED	28,611,384.73
Civil Defense & Disaster Control	900.00	Reserve For Uncollected Taxes	1,199,531.77	1984 Taxes Cancelled, Abated or Adjusted	36,039.34
Environmental Inspection & Control	103,100.00	CAPITAL OUTLAY	846,015.97	Transfer to Tax Title Liens or Foreclosed	6,053.19
Other Public Safety		Total		Balance Outstanding Dec. 31, 1984	464,180.84
PUBLIC WORKS		Public Enterprises	23,695.93	PRIOR YEARS TAXES OUTSTANDING	
Streets and Drainage	830,848.50	Recreation—Culture	162,833.07	Balance January 1, 1984	516,426.04
Sewers and Sewage Processing	571,000.00	Public Works	585,011.78	Collected in 1984	505,507.00
Garbage and Trash Disposal	10,830.00	Buildings and Grounds	74,475.19	Cancelled, Abated or Adjusted 1984	.04
Public Buildings and Grounds	164,350.00	Library and Education		Transfers to Tax Title Liens or Foreclosed	10,919.00
Other Public Works		Conservation		Balance December 31, 1984	
HEALTH and WELFARE		All Other		TAX TITLE LIENS OUTSTANDING	
Health Services Except Environmental	187,064.00	CAPITAL DEBT AUTHORIZED, DECEMBER 31, 1984		Balance January 1, 1984	2,486.96
Welfare-Public Assistance	30,175.00	ISSUED AND UNISSUED		Transfer From Taxes	19,019.60
Hospitals, Clinics, First Aid	10,500.00	School	977,000	Redeemed in 1984	7,477.44
Animal, Insect, & Rodent Control	12,100.00	Self-liquidating	380,000	Cancelled, Abated or Adjusted (1984)	
Other Welfare Services		Other	3,844,802	Transfers to Foreclosed Property	
RECREATION and CONSERVATION		Total	5,201,802	Balance December 31, 1984	14,029.12
Beaches and Boardwalks		ISSUED AND OUTSTANDING		PROPERTY ACQUIRED BY DEED OR FORECLOSURE	
Parks, Playgrounds, Shade Trees	608,870.00	School	977,000.00	Balance January 1, 1984	224,620.00
Land Reclamation & Conservation		Self-Liquidating	120,000.00	Transfers From Taxes or Liens	
Other Recreational Services	145,150.00	Other	1,852,000.00	Sale for Cash (1984)	
EDUCATION (excluding schools)		Total	2,949,000.00	Cancelled, Abated or Adjusted (1984)	
Libraries	385,817.00	EQUALIZED VALUATION BASIS		Balance December 31, 1984	224,620.00
Other Educational Services		FOR NET DEBT COMPUTATION	1,128,743,867	CURRENT FINANCES DECEMBER 31, 1984	
STATUTORY EXPENDITURES		REAL PROPERTY VALUATIONS		ASSETS	
Pensions & F. I. C. A.	888,037.23	Code Class # of Parcels % VAL'N		Cash Dec. 31, 1984	13,940,329.59
Employee Fringe Benefits	400,863.34	1 Vacant Land 384 .66	7,565,900.00	Taxes Receivable	464,180.84
Other Statutory Expenditures	26,000.00	2 Residential 8753 87.47	1,008,766,200.00	Tax Title Liens	14,029.12
CETA And Other Public Employment Programs		3 Farm 2	8,100.00	Foreclosed Property	224,620.00
MUNICIPAL FUNCTIONS		4a Commercial 432 9.94	114,680,200.00	Emergencies & Other Deferred Charges	44,000.00
CAPITAL IMPROVEMENTS	*MEMO*	4b Industrial 6 .34	3,940,500.00	State and Federal Aid Receivable	25,048.88
DEBT SERVICE		4c Apartments 11 1.58	18,251,000.00	Other Receivables	36,012.12
Principal Payments	570,000.00	Total 9588	1,153,211,900.00	Total	14,748,220.55
Interest Payments	72,756.00	Land Area 6.50 Sq. Miles		LIABILITIES, RESERVES, AND SURPLUS	
DEFERRED CHARGES		Net Valuation Taxable-Municipal	1,166,550,815	Cash Liabilities	12,236,746.79
SCHOOL, COUNTY, SPECIAL DISTRICT TAXES	24,898,314.86	Net Valuation Taxable-County	1,144,457,914	Reserves for Receivables	738,842.08
RESERVE FOR UNCOLLECTED TAXES	1,199,531.77	State Equalized Valuation	1,221,652,868	Surplus Dec. 31, 1984	1,772,631.68
EXPENDITURES		State Equalization Ratio	95.44	Total	14,748,220.55
TOTAL	35,906,800.56				

0821
Population 1980 4,786
Population 1984 4,739
S & P Rating
Moody Rating

General Tax Rate Per \$100. 3.58
State Equalized Tax Rate 2.47

WESTVILLE BOROUGH - GLOUCESTER CO.
Form of Government:
Borough Council
Number of Members on Governing Body - 6

PER CAPITA:
Gross Debt 617.99
Net Debt 134.09
Debt Service 10.49
Total Tax Levy 425.21
Municipal Expenditures 284.57

PER CENT:
Gross Debt 3.84
Net Debt .83
Tax Levy Collected 93.72
Tax Levy Cancelled, Abated or Adjusted

EXPENDITURES		REVENUES-REALIZED		1984 PROPERTY TAX	
GENERAL GOVERNMENT				STATE EQUALIZED TAX RATE	
Governing Body & Public Boards				Local District School Taxes .56	458,935.50
Municipal Clerk	25,828.00	1984 Property Taxes Collected	1,886,230.97	Regional & Consolidated School Tax .73	592,083.93
Financial Administration	28,501.89	1984 Payments in Lieu of Taxes		School Taxes in Municipal Budget	
Assessment of Taxes	8,077.34	Delinquent Tax & Lien Collections	58,905.93	County Taxes .64	521,805.23
Collection of Taxes	20,650.50	Business Personalty Replacement Taxes	45,409.08	County Library Taxes	
Planning, Housing & Development	4,400.00	Taxes from Public Utilities	246,045.00	Local Municipal Purpose Taxes .54	438,000.00
Human Resources		Other Miscellaneous Tax Revenues		Veteran & Senior Citizen Taxes	85,300.00
Elections	1,850.00	State Aid Revenues	59,473.35	Total Taxes for Rate Computation 2.47	2,096,124.66
General Administration (other)	149,149.48	Federal Aid Revenues		Special District Taxes	
JUDICIARY		State and Local Fiscal Assistance Act Utilized	37,289.00	Bank Corp. Taxes	2,724.98
Municipal Courts	33,581.00	Sale of Acquired Property		Added and Omitted Taxes	1,532.24
PUBLIC SAFETY		Other Miscellaneous Revenues	382,052.41	Total Taxes Levied - ABSTRACT	2,015,081.88
Fire Protection	33,888.00	Total	2,715,405.74	Total Taxes Billed	2,012,704.46
Police Protection	326,824.54	Prior Years Surplus Appropriated	130,876.67	1984 TAXES COLLECTED	1,886,230.97
Civil Defense & Disaster Control	737.50	REVENUES TOTAL	2,846,282.41	1984 Taxes Cancelled, Abated or Adjusted	
Environmental Inspection & Control	9,416.00	Reserve For Uncollected Taxes	82,306.40	Transfer to Tax Title Liens or Foreclosed	
Other Public Safety		CAPITAL OUTLAY TOTAL	26,721.00	Balance Outstanding Dec. 31, 1984	126,473.49
PUBLIC WORKS				PRIOR YEARS TAXES OUTSTANDING	
Streets and Drainage	141,483.89	Public Enterprises	20,400.00	Balance January 1, 1984	73,635.81
Sewers and Sewage Processing	172,058.97	Recreation—Culture		Collected in 1984	58,905.93
Garbage and Trash Disposal	54,297.17	Public Works	6,321.00	Cancelled, Abated or Adjusted 1984	
Public Buildings and Grounds	7,238.00	Buildings and Grounds		Transfers to Tax Title Liens or Foreclosed	
Other Public Works		Library and Education		Balance December 31, 1984	14,729.88
HEALTH and WELFARE		Conservation		TAX TITLE LIENS OUTSTANDING	
Health Services Except Environmental	1,000.00	All Other		Balance January 1, 1984	5,098.93
Welfare-Public Assistance	9,990.00	CAPITAL DEBT AUTHORIZED, DECEMBER 31, 1984		Transfer From Taxes	
Hospitals, Clinics, First Aid		ISSUED AND UNISSUED		Redeemed in 1984	
Animal, Insect, & Rodent Control	500.00	School	1,614,464	Cancelled, Abated or Adjusted (1984)	
Other Welfare Services	100.00	Self-Liquidating	1,120,869	Transfers to Foreclosed Property	
RECREATION and CONSERVATION		Other	193,304	Balance December 31, 1984	5,098.93
Beaches and Boardwalks		Total	2,928,638	PROPERTY ACQUIRED BY DEED OR	
Parks, Playgrounds, Shade Trees	37,701.00			FORECLOSURE	
Land Reclamation & Conservation		ISSUED AND OUTSTANDING		Balance January 1, 1984	26,600.00
Other Recreational Services	6,310.75	School	1,614,464.83	Transfers From Taxes or Liens	
EDUCATION (excluding schools)		Self-Liquidating	1,087,619.74	Sale for Cash (1984)	13,000.00
Libraries	19,134.12	Other	189,444.00	Cancelled, Abated or Adjusted (1984)	
Other Educational Services		Total	2,891,528.57	Balance December 31, 1984	13,600.00
STATUTORY EXPENDITURES		EQUALIZED VALUATION BASIS		CURRENT FINANCES DECEMBER 31, 1984	
Pensions & F. I. C. A.	82,766.31	FOR NET DEBT COMPUTATION	76,236,850	ASSETS	
Employee Fringe Benefits	41,075.89	REAL PROPERTY VALUATIONS		Cash Dec. 31, 1984	180,013.35
Other Statutory Expenditures		Code Class # of Parcels % VAL'N		Taxes Receivable	141,203.37
CETA And Other Public Employment Programs		1 Vacant Land 88 1.86	1,035,600.00	Tax Title Liens	5,098.93
MUNICIPAL FUNCTIONS TOTAL	1,216,560.36	2 Residential 1368 69.01	38,353,500.00	Foreclosed Property	13,600.00
CAPITAL IMPROVEMENTS *MEMO*	2,500.00	3 Farm		Emergencies & Other Deferred Charges	
DEBT SERVICE		4a Commercial 116 14.54	8,082,200.00	State and Federal Aid Receivable	4,093.36
Principal Payments	35,467.00	4b Industrial 14 9.05	5,031,900.00	Other Receivables	64,479.83
Interest Payments	14,245.63	4c Apartments 11 5.52	3,069,600.00	Total	408,488.84
		Total 1597	55,572,800.00	LIABILITIES, RESERVES, AND SURPLUS	
DEFERRED CHARGES		Land Area 1.21 Sq. Miles		Cash Liabilities	114,941.36
SCHOOL, COUNTY, SPECIAL DISTRICT TAXES	1,572,824.66	Net Valuation Taxable-Municipal	56,177,995	Reserves for Receivables	202,648.49
RESERVE FOR UNCOLLECTED TAXES	82,306.40	Net Valuation Taxable-County	73,313,079	Surplus Dec. 31, 1984	90,898.99
EXPENDITURES TOTAL	2,921,404.10	State Equalized Valuation	81,014,118	Total	408,488.84
		State Equalization Ratio	69.13		

0267

Population 1980 10,714
 Population 1984 10,857
 S & P Rating
 Moody Rating A1

General Tax Rate Per \$100.

3.40
 State Equalized Tax Rate
 2.12

WESTWOOD BOROUGH – BERGEN COUNTY
Form of Government:
Borough Council
Number of Members on Governing Body – 6

PER CAPITA:

Gross Debt 438.79
 Net Debt 328.07
 Debt Service 20.24
 Total Tax Levy 770.13
 Municipal Expenditures 364.94

PER CENT:

Gross Debt 1.33
 Net Debt 1.00
 Tax Levy Collected 98.32
 Tax Levy Cancelled, Abated or Adjusted .06

EXPENDITURES		REVENUES-REALIZED		1984 PROPERTY TAX	
GENERAL GOVERNMENT				STATE EQUALIZED TAX RATE \rightarrow	
Governing Body & Public Boards	7,500.00	1984 Property Taxes Collected		Local District School Taxes	
Municipal Clerk		8,218,512.26		Regional & Consolidated School Tax 1.25	4,894,095.10
Financial Administration	22,000.00	1984 Payments in Lieu of Taxes		School Taxes in Municipal Budget	
Assessment of Taxes	33,208.00	48,000.00		County Taxes .35	1,381,010.28
Collection of Taxes	69,167.00	Delinquent Tax & Lien Collections		County Library Taxes	
Planning, Housing & Development	17,000.00	143,110.03		Local Municipal Purpose Taxes .51	2,002,835.98
Human Resources	2,100.00	Business Personalty Replacement Taxes		Veteran & Senior Citizen Taxes	79,700.00
Elections	4,000.00	177,691.92		Total Taxes for Rate Computation 2.11	8,357,641.36
General Administration (other)	247,653.00	Taxes from Public Utilities		Special District Taxes	
JUDICIARY		798,381.00		Bank Corp. Taxes	26,252.63
Municipal Courts	42,931.00	Other Miscellaneous Tax Revenues		Added and Omitted Taxes	57,124.83
PUBLIC SAFETY		State Aid Revenues		Total Taxes Levied - ABSTRACT	8,361,318.82
Fire Protection	142,978.24	106,964.34		Total Taxes Billed	8,358,796.79
Police Protection	1,003,015.00	Federal Aid Revenues		1984 TAXES COLLECTED	8,218,512.26
Civil Defense & Disaster Control	300.00	104,472.42		1984 Taxes Cancelled, Abated or Adjusted	5,246.20
Environmental Inspection & Control	52,891.00	State and Local Fiscal Assistance Act Utilized		Transfer to Tax Title Liens or Foreclosed	15,246.60
Other Public Safety		Sale of Acquired Property		Balance Outstanding Dec. 31, 1984	119,791.23
PUBLIC WORKS		Other Miscellaneous Revenues		PRIOR YEARS TAXES OUTSTANDING	
Streets and Drainage	649,908.23	386,169.06		Balance January 1, 1984	136,646.48
Sewers and Sewage Processing	301,021.38	Prior Years Surplus Appropriated		Collected in 1984	134,627.64
Garbage and Trash Disposal	7,200.00	REVENUES TOTAL		Cancelled, Abated or Adjusted 1984	639.20
Public Buildings and Grounds	130,104.14	10,356,301.03		Transfers to Tax Title Liens or Foreclosed	1,371.81
Other Public Works		Reserve For Uncollected Taxes		Balance December 31, 1984	7.83
HEALTH and WELFARE		CAPITAL OUTLAY TOTAL		TAX TITLE LIENS OUTSTANDING	
Health Services Except Environmental	69,725.00	543,430.40		Balance January 1, 1984	106,881.58
Welfare-Public Assistance.	13,549.00	Public Enterprises		Transfer From Taxes	16,799.35
Hospitals, Clinics, First Aid		Recreation—Culture		Redeemed in 1984	8,482.39
Animal, Insect, & Rodent Control		3,552.50		Cancelled, Abated or Adjusted (1984)	
Other Welfare Services		Public Works		Transfers to Foreclosed Property	
RECREATION and CONSERVATION		245,438.26		Balance December 31, 1984	115,198.54
Beaches and Boardwalks	150.00	Buildings and Grounds		PROPERTY ACQUIRED BY DEED OR FORECLOSURE	
Parks, Playgrounds, Shade Trees	50.00	294,254.64		Balance January 1, 1984	223,100.00
Land Reclamation & Conservation	112,519.00	Library and Education		Transfers From Taxes or Liens	
Other Recreational Services		185.00		Sale for Cash (1984)	
EDUCATION (excluding schools)		Conservation		Cancelled, Abated or Adjusted (1984)	
Libraries	136,768.00	All Other		Balance December 31, 1984	223,100.00
Other Educational Services		CAPITAL DEBT AUTHORIZED, DECEMBER 31, 1984		CURRENT FINANCES DECEMBER 31, 1984	
STATUTORY EXPENDITURES		ISSUED AND UNISSUED GROSS DEBT NET DEBT		ASSETS	
Pensions & F. I. C. A.	274,305.32	School 1,174,184		Cash Dec. 31, 1984	872,431.94
Employee Fringe Benefits	123,477.00	Self-liquidating 3,589,762		Taxes Receivable	119,799.06
Other Statutory Expenditures	10,500.00	Other 4,763,946		Tax Title Liens	115,198.54
CETA And Other Public Employment Programs		Total 3,561,825		Foreclosed Property	223,100.00
MUNICIPAL FUNCTIONS		ISSUED AND OUTSTANDING		Emergencies & Other Deferred Charges	
CAPITAL IMPROVEMENTS		School 1,174,184.18		State and Federal Aid Receivable	
DEBT SERVICE		Self-Liquidating 2,454,400.00		Other Receivables	62.29
Principal Payments	110,000.00	Other 3,628,584.18		Total	1,330,591.83
Interest Payments	109,784.00	Total 3,628,584.18		LIABILITIES, RESERVES, AND SURPLUS	
DEFERRED CHARGES		EQUALIZED VALUATION BASIS FOR NET DEBT COMPUTATION		Cash Liabilities	270,232.81
SCHOOL, COUNTY, SPECIAL DISTRICT TAXES	6,275,105.38	REAL PROPERTY VALUATIONS		Reserves for Receivables	458,159.89
RESERVE FOR UNCOLLECTED TAXES	268,348.17	Code Class # of Parcels % VAL'N ASSESSED VALUATION		Surplus Dec. 31, 1984	602,199.13
EXPENDITURES		1 Vacant Land 200 .96 2,322,200.00		Total	1,330,591.83
TOTAL	10,237,257.86	2 Residential 2912 71.03 172,392,000.00			
		3 Farm 44,297,400.00			
		4a Commercial 207 18.25 9,748,600.00			
		4b Industrial 33 5.75 13,957,300.00			
		4c Apartments 24 62.40 242,717,500.00			
		Total 3376			
		Land Area 2.40 Sq. Miles			
		Net Valuation Taxable-Municipal 244,172,690			
		Net Valuation Taxable-County 365,459,990			
		State Equalized Valuation 390,425,543			
		State Equalization Ratio 62.40			

0123
Population 1980 1,260
Population 1984 1,314
S & P Rating
Moody Rating

General Tax Rate Per \$100.
5.65
State Equalized Tax Rate
2.38

WEYMOUTH TOWNSHIP – ATLANTIC CO.
Form of Government:
Township Committee
Number of Members on Governing Body – 3

PER CAPITA:
Gross Debt 784.73
Net Debt 161.91
Debt Service 5.13
Total Tax Levy 508.04
Municipal Expenditures 248.65
PER CENT:
Gross Debt 3.78
Net Debt .78
Tax Levy Collected 90.29
Tax Levy Cancelled, Abated or Adjusted

EXPENDITURES		REVENUES-REALIZED		1984 PROPERTY TAX	
GENERAL GOVERNMENT				STATE EQUALIZED TAX RATE	
Governing Body & Public Boards		1984 Property Taxes Collected	600,031.90	Local District School Taxes	1.84
Municipal Clerk		1984 Payments in Lieu of Taxes		Regional & Consolidated School Tax	
Financial Administration	7,800.00	Delinquent Tax & Lien Collections	72,389.90	School Taxes in Municipal Budget	
Assessment of Taxes	39,950.00	Business Personalty Replacement Taxes	8,530.92	County Taxes	.47 *
Collection of Taxes	8,850.00	Taxes from Public Utilities	112,130.00	County Library Taxes	.03
Planning, Housing & Development	5,400.00	Other Miscellaneous Tax Revenues		Local Municipal Purpose Taxes	.03
Human Resources		State Aid Revenues	7,179.61	Veteran & Senior Citizen Taxes	
Elections		Federal Aid Revenues		Total Taxes for Rate Computation	2.37
General Administration (other)	78,600.00	State and Local Fiscal Assistance Act Utilized	6,791.60	Special District Taxes	
JUDICIARY		Sale of Acquired Property		Bank Corp. Taxes	3,015.29
Municipal Courts	6,200.00	Other Miscellaneous Revenues ¹	31,724.34	Added and Omitted Taxes	7,244.96
PUBLIC SAFETY		Total	938,778.27	Total Taxes Levied - ABSTRACT	667,561.65
Fire Protection	14,300.00	Prior Years Surplus Appropriated	70,000.00	Total Taxes Billed	664,559.72
Police Protection	6,245.00	REVENUES TOTAL	908,778.27	1984 TAXES COLLECTED	600,031.90
Civil Defense & Disaster Control	4,200.00	Reserve For Uncollected Taxes	76,535.43	1984 Taxes Cancelled, Abated or Adjusted	
Environmental Inspection & Control	1,250.00	CAPITAL OUTLAY TOTAL	2,485.25	Transfer to Tax Title Liens or Foreclosed	
Other Public Safety				Balance Outstanding Dec. 31, 1984	64,527.82
PUBLIC WORKS				PRIOR YEARS TAXES OUTSTANDING	
Streets and Drainage	35,301.00	Public Enterprises		Balance January 1, 1984	63,759.98
Sewers and Sewage Processing		Recreation—Culture		Collected in 1984	60,214.16
Garbage and Trash Disposal	15,000.00	Public Works	2,485.25	Cancelled, Abated or Adjusted 1984	
Public Buildings and Grounds	8,700.00	Buildings and Grounds		Transfers to Tax Title Liens or Foreclosed	3,545.82
Other Public Works		Library and Education		Balance December 31, 1984	
HEALTH and WELFARE		Conservation		TAX TITLE LIENS OUTSTANDING	
Health Services Except Environmental		All Other		Balance January 1, 1984	24,097.19
Welfare-Public Assistance	1,350.00	CAPITAL DEBT AUTHORIZED, DECEMBER 31, 1984		Transfer From Taxes	3,545.82
Hospitals, Clinics, First Aid		ISSUED AND UNISSUED GROSS DEBT		Redeemed in 1984	12,175.74
Animal, Insect, & Rodent Control	2,300.00	School	988,000	Cancelled, Abated or Adjusted (1984)	
Other Welfare Services		Self-liquidating	43,140	Transfers to Foreclosed Property	
RECREATION and CONSERVATION		Other	1,031,140	Balance December 31, 1984	15,467.27
Beaches and Boardwalks		Total	212,743	PROPERTY ACQUIRED BY DEED OR	
Parks, Playgrounds, Shade Trees				FORECLOSURE	
Land Reclamation & Conservation	250.00	ISSUED AND OUTSTANDING		Balance January 1, 1984	31,735.00
Other Recreational Services		School	64,000.00	Transfers From Taxes or Liens	
EDUCATION (excluding schools)		Self-Liquidating	30,000.00	Sale for Cash (1984)	
Libraries		Other	94,000.00	Cancelled, Abated or Adjusted (1984)	
Other Educational Services		Total	27,279,879	Balance December 31, 1984	31,735.00
STATUTORY EXPENDITURES		EQUALIZED VALUATION BASIS		CURRENT FINANCES DECEMBER 31, 1984	
Pensions & F. I. C. A.	6,905.00	FOR NET DEBT COMPUTATION		ASSETS	
Employee Fringe Benefits	99.00	REAL PROPERTY VALUATIONS		Cash Dec. 31, 1984	146,195.74
Other Statutory Expenditures		Code Class # of Parcels % VAL'N	ASSESSED VALUATION	Taxes Receivable	64,527.82
CETA And Other Public Employment Programs	242,700.00	1 Vacant Land 446 21.59	2,454,800.00	Tax Title Liens	15,467.27
MUNICIPAL FUNCTIONS TOTAL	2,500.00	2 Residential 369 60.57	6,886,600.00	Foreclosed Property	31,735.00
CAPITAL IMPROVEMENTS *MEMU*		3 Farm 67 8.88	1,009,900.00	Emergencies & Other Deferred Charges	32,000.00
DEBT SERVICE		4a Commercial 28 8.09	920,200.00	State and Federal Aid Receivable	120.56
Principal Payments	6,000.00	4b Industrial		Other Receivables	713.59
Interest Payments	738.00	4c Apartments 3 .86	97,900.00	Total	290,759.98
DEFERRED CHARGES	750.00	Total 913	11,369,400.00	LIABILITIES, RESERVES, AND SURPLUS	
SCHOOL, COUNTY, SPECIAL DISTRICT TAXES	647,647.69	Land Area 12.00 Sq. Miles		Cash Liabilities	60,732.10
RESERVE FOR UNCOLLECTED TAXES	76,535.43	Net Valuation Taxable-Municipal	11,638,012	Reserves for Receivables	112,443.68
EXPENDITURES TOTAL	974,371.12	Net Valuation Taxable-County	27,588,266	Surplus Dec. 31, 1984	117,584.20
		State Equalized Valuation	27,312,956	Total	290,759.98
		State Equalization Ratio	42.04		

*Includes County Health Service Taxes or County Vocational School Taxes. See Table 13.

1439

Population 1980 5,485
 Population 1984 5,672
 S & P Rating
 Moody Rating AAA

General Tax Rate Per \$100.

2.88

State Equalized Tax Rate

2.42

WHARTON BOROUGH – MORRIS COUNTY
Form of Government:
Borough Council
Number of Members on Governing Body – 6

PER CAPITA:

Gross Debt 489.77
 Net Debt 229.99
 Debt Service 64.81
 Total Tax Levy 726.91
 Municipal Expenditures 313.72

PER CENT:

Gross Debt 1.81
 Net Debt .85
 Tax Levy Collected 98.51
 Tax Levy Cancelled, Abated or Adjusted .25

EXPENDITURES		REVENUES-REALIZED		1984 PROPERTY TAX	
GENERAL GOVERNMENT				STATE EQUALIZED TAX RATE ———→	
Governing Body & Public Boards		1984 Property Taxes Collected	4,063,839.83	Local District School Taxes .91	1,503,659.50
Municipal Clerk		1984 Payments in Lieu of Taxes		Regional & Consolidated School Tax .55	904,722.13
Financial Administration	34,169.00	Delinquent Tax & Lien Collections	79,849.67	School Taxes in Municipal Budget	
Assessment of Taxes	17,313.00	Business Personalty Replacement Taxes	113,061.64	County Taxes .35	581,996.48
Collection of Taxes	15,394.75	Taxes from Public Utilities	258,920.00	County Library Taxes	
Planning, Housing & Development	16,253.00	Other Miscellaneous Tax Revenues		Local Municipal Purpose Taxes .60	986,346.00
Human Resources	750.00	State Aid Revenues	55,823.05	Veteran & Senior Citizen Taxes	47,200.00
Elections	1,455.23	Federal Aid Revenues		Total Taxes for Rate Computation 2.41	4,023,924.11
General Administration (other)	177,259.15	State and Local Fiscal Assistance Act Utilized	48,107.00	Special District Taxes	124,656.07
JUDICIARY		Sale of Acquired Property		Bank Corp. Taxes	10,094.33
Municipal Courts	10,639.00	Other Miscellaneous Revenues	225,979.01	Added and Omitted Taxes	11,534.73
PUBLIC SAFETY		Total	4,845,580.20	Total Taxes Levied - ABSTRACT	4,123,009.24
Fire Protection	30,681.15	Prior Years Surplus Appropriated	225,000.00	Total Taxes Billed	4,125,185.02
Police Protection	448,592.77	REVENUES TOTAL	5,070,580.20	1984 TAXES COLLECTED	4,063,839.83
Civil Defense & Disaster Control	500.00	Reserve For Uncollected Taxes	123,277.93	1984 Taxes Cancelled, Abated or Adjusted	10,510.83
Environmental Inspection & Control	20,630.00	CAPITAL OUTLAY TOTAL	351,105.57	Transfer to Tax Title Liens or Foreclosed	3,861.00
Other Public Safety		Public Enterprises		Balance Outstanding Dec. 31, 1984	46,973.36
PUBLIC WORKS		Recreation—Culture		PRIOR YEARS TAXES OUTSTANDING	
Streets and Drainage	125,650.00	Public Works	118,600.93	Balance January 1, 1984	77,623.66
Sewers and Sewage Processing		Buildings and Grounds	4,556.96	Collected in 1984	76,219.89
Garbage and Trash Disposal	64,770.87	Library and Education	225.00	Cancelled, Abated or Adjusted 1984	.93
Public Buildings and Grounds		Conservation		Transfers to Tax Title Liens or Foreclosed	520.00
Other Public Works		All Other		Balance December 31, 1984	882.84
HEALTH and WELFARE		CAPITAL DEBT AUTHORIZED, DECEMBER 31, 1984		TAX TITLE LIENS OUTSTANDING	
Health Services Except Environmental	30,952.00	ISSUED AND UNISSUED		Balance January 1, 1984	21,290.68
Welfare-Public Assistance	4,106.00	School	912,483	Transfer From Taxes	4,421.71
Hospitals, Clinics, First Aid	600.00	Self-liquidating	561,000	Redeemed in 1984	3,629.78
Animal, Insect, & Rodent Control		Other	1,304,481	Cancelled, Abated or Adjusted (1984)	
Other Welfare Services		Total	2,777,964	Transfers to Foreclosed Property	
RECREATION and CONSERVATION		ISSUED AND OUTSTANDING		Balance December 31, 1984	22,082.61
Beaches and Boardwalks		School	912,483.11	PROPERTY ACQUIRED BY DEED OR	
Parks, Playgrounds, Shade Trees	65,637.00	Self-Liquidating	561,000.00	FORECLOSURE	
Land Reclamation & Conservation	2,625.00	Other	950,316.67	Balance January 1, 1984	8,455.00
Other Recreational Services	18,676.85	Total	2,423,799.78	Transfers From Taxes or Liens	
EDUCATION (excluding schools)		EQUALIZED VALUATION BASIS		Sale for Cash (1984)	
Libraries	50,865.00	FOR NET DEBT COMPUTATION	153,201,556	Cancelled, Abated or Adjusted (1984)	
Other Educational Services		REAL PROPERTY VALUATIONS		Balance December 31, 1984	8,455.00
STATUTORY EXPENDITURES		Code Class # of Parcels % VAL'N	ASSESSED VALUATION	CURRENT FINANCES DECEMBER 31, 1984	
Pensions & F. I. C. A.	101,931.12	1 Vacant Land 99 2.48	3,410,100.00	ASSETS	
Employee Fringe Benefits	42,000.00	2 Residential 1485 70.07	96,454,200.00	Cash Dec. 31, 1984	620,364.35
Other Statutory Expenditures	3,200.00	3 Farm 3 .05	65,100.00	Taxes Receivable	47,856.20
CETA And Other Public Employment Programs		4a Commercial 67 8.04	11,072,900.00	Tax Title Liens	22,082.61
MUNICIPAL FUNCTIONS TOTAL	1,284,650.89	4b Industrial 19 16.80	23,122,300.00	Foreclosed Property	8,455.00
CAPITAL IMPROVEMENTS *MEMO*	52,000.00	4c Apartments 8 2.56	3,530,700.00	Emergencies & Other Deferred Charges	9,000.00
DEBT SERVICE		Total 1681	137,655,300.00	State and Federal Aid Receivable	
Principal Payments	316,000.00	Land Area 1.95 Sq. Miles		Other Receivables	6,818.97
Interest Payments	51,626.95	Net Valuation Taxable-Municipal	138,506,744	Total	714,577.13
DEFERRED CHARGES	3,851.77	Net Valuation Taxable-County	163,475,140	LIABILITIES, RESERVES, AND SURPLUS	
SCHOOL, COUNTY, SPECIAL DISTRICT TAXES	3,115,034.18	State Equalized Valuation	164,376,595	Cash Liabilities	169,236.54
RESERVE FOR UNCOLLECTED TAXES	123,277.93	State Equalization Ratio	84.18	Reserves for Receivables	85,212.78
EXPENDITURES TOTAL	4,894,441.72			Surplus Dec. 31, 1984	460,127.81
				Total	714,577.13

General Tax Rate Per \$100.	2.51
State Equalized Tax Rate	1.94

WHITE TOWNSHIP – WARREN COUNTY

Form of Government:

Township Committee

Number of Members on Governing Body – 3

PER CAPITA:

Gross Debt

Net Debt

Debt Service

Total Tax Levy

Municipal Expenditures

8.56

PER CENT:

Gross Debt

Not Debt

Tax Levy Collected

Tax Levy Cancelled, Abated

or Adjusted .02

EXPENDITURES		REVENUES-REALIZED		1984 PROPERTY TAX	
GENERAL GOVERNMENT				STATE EQUALIZED TAX RATE	
Governing Body & Public Boards		1984 Property Taxes Collected	2,422,390.22	Local District School Taxes	1.22
Municipal Clerk		1984 Payments in Lieu of Taxes	2,003.06	Regional & Consolidated School Tax	
Financial Administration	10,155.00	Delinquent Tax & Lien Collections	92,152.71	School Taxes in Municipal Budget	
Assessment of Taxes	12,026.00	Business Personalty Replacement Taxes	65,818.56	County Taxes	.68 *
Collection of Taxes	16,735.00	Taxes from Public Utilities	184,561.00	County Library Taxes	.03
Planning, Housing & Development	32,930.00	Other Miscellaneous Tax Revenues		Local Municipal Purpose Taxes	
Human Resources		State Aid Revenues	16,687.88	Veteran & Senior Citizen Taxes	
Elections		Federal Aid Revenues		Total Taxes for Rate Computation	1.93
General Administration (other)	71,890.00	State and Local Fiscal Assistance Act Utilized	12,643.08	Special District Taxes	
JUDICIARY		Sale of Acquired Property		Bank Corp. Taxes	
Municipal Courts	13,949.00	Other Miscellaneous Revenues	160,922.76	Added and Omitted Taxes	
PUBLIC SAFETY		Total	2,957,179.27	Total Taxes Levied - ABSTRACT	
Fire Protection	12,330.00	Prior Years Surplus Appropriated	299,646.28	Total Taxes Billed	
Police Protection	11,100.00	REVENUES	3,256,825.55	1984 TAXES COLLECTED	
Civil Defense & Disaster Control	300.00	Reserve For Uncollected Taxes	169,500.00	1984 Taxes Cancelled, Abated or Adjusted	
Environmental Inspection & Control	32,007.00	CAPITAL OUTLAY	4,535.00	Transfer to Tax Title Liens or Foreclosed	
Other Public Safety		TOTAL		Balance Outstanding Dec. 31, 1984	
PUBLIC WORKS		Public Enterprises		PRIOR YEARS TAXES OUTSTANDING	
Streets and Drainage	185,618.08	Recreation—Culture	2,787.00	Balance January 1, 1984	
Sewers and Sewage Processing		Public Works	1,748.00	Collected in 1984	
Garbage and Trash Disposal	5,850.00	Buildings and Grounds		Cancelled, Abated or Adjusted 1984	
Public Buildings and Grounds	10,688.00	Library and Education		Transfers to Tax Title Liens or Foreclosed	
Other Public Works		Conservation		Balance December 31, 1984	
HEALTH and WELFARE		All Other		TAX TITLE LIENS OUTSTANDING	
Health Services Except Environmental	1,200.00			Balance January 1, 1984	
Welfare-Public Assistance	3,115.00	CAPITAL DEBT AUTHORIZED, DECEMBER 31, 1984		Transfer From Taxes	
Hospitals, Clinics, First Aid	1,500.00	ISSUED AND UNISSUED	GROSS DEBT	Redeemed in 1984	
Animal, Insect, & Rodent Control	4,785.00	School	25,000	Cancelled, Abated or Adjusted (1984)	
Other Welfare Services		Self-liquidating		Transfers to Foreclosed Property	
RECREATION and CONSERVATION		Other		Balance December 31, 1984	
Beaches and Boardwalks		Total	25,000	PROPERTY ACQUIRED BY DEED OR FORECLOSURE	
Parks, Playgrounds, Shade Trees	1,700.00	ISSUED AND OUTSTANDING		Balance January 1, 1984	
Land Reclamation & Conservation	300.00	School		Transfers From Taxes or Liens	
Other Recreational Services		Self-Liquidating		Sale for Cash (1984)	
EDUCATION (excluding schools)		Other		Cancelled, Abated or Adjusted (1984)	
Libraries		Total		Balance December 31, 1984	
Other Educational Services	11,200.00	EQUALIZED VALUATION BASIS		CURRENT FINANCES DECEMBER 31, 1984	
STATUTORY EXPENDITURES		FOR NET DEBT COMPUTATION	124,885,532	ASSETS	
Pensions & F. I. C. A.	28,000.00	REAL PROPERTY VALUATIONS		Cash Dec. 31, 1984	
Employee Fringe Benefits	10,000.00	Code Class # of Parcels % VAL'N	ASSESSED VALUATION	Taxes Receivable	
Other Statutory Expenditures	2,000.00	1 Vacant Land 398 4.91	4,881,500.00	Tax Title Liens	
CETA And Other Public Employment Programs		2 Residential 774 35.01	34,838,447.00	Foreclosed Property	
MUNICIPAL FUNCTIONS		3 Farm 334 5.13	5,106,817.00	Emergencies & Other Deferred Charges	
CAPITAL IMPROVEMENTS		4a Commercial 76 6.45	6,423,025.00	State and Federal Aid Receivable	
DEBT SERVICE		4b Industrial 2 46.44	46,211,210.00	Other Receivables	
Principal Payments		4c Apartments 6 2.06	2,045,800.00	Total	
Interest Payments		Total 1590	99,506,799.00	LIABILITIES, RESERVES, AND SURPLUS	
		Land Area 27.35 Sq. Miles		Cash Liabilities	
DEFERRED CHARGES		Net Valuation Taxable-Municipal	100,080,158	Reserves for Receivables	
SCHOOL, COUNTY, SPECIAL DISTRICT TAXES	2,502,168.80	Net Valuation Taxable-County	130,511,326	Surplus Dec. 31, 1984	
RESERVE FOR UNCOLLECTED TAXES	169,500.00	State Equalized Valuation	129,622,291	Total	
EXPENDITURES		State Equalization Ratio	77.11		
TOTAL	3,151,909.40				

0514

Population 1980 4,913
 Population 1984 4,773
 S & P Rating BBB
 Moody Rating BAA

General Tax Rate Per \$100.

2.15

State Equalized Tax Rate

2.28

WILDWOOD CITY - CAPE MAY COUNTY**Form of Government:****Mayor-Council Plan D (OMCL 50)****Number of Members on Governing Body - 5****PER CAPITA:**

Gross Debt 3,952.26
 Net Debt 1,506.74
 Debt Service 237.10
 Total Tax Levy 1,847.61
 Municipal Expenditures 1,927.76

PER CENT:

Gross Debt 5.36
 Net Debt 2.04
 Tax Levy Collected 88.15
 Tax Levy Cancelled, Abated or Adjusted .63

EXPENDITURES		REVENUES-REALIZED		1984 PROPERTY TAX	
GENERAL GOVERNMENT				STATE EQUALIZED TAX RATE	
Governing Body & Public Boards	87,175.00	1984 Property Taxes Collected	7,728,314.42	Local District School Taxes	.61 2,327,936.43
Municipal Clerk	137,700.00	1984 Payments in Lieu of Taxes	38,415.62	Regional & Consolidated School Tax	
Financial Administration	54,119.10	Delinquent Tax & Lien Collections	1,232,843.03	School Taxes in Municipal Budget	.03 104,547.50
Assessment of Taxes	37,510.00	Business Personalty Replacement Taxes	267,082.12	County Taxes	.39 1,501,138.01
Collection of Taxes	70,235.00	Taxes from Public Utilities	951,232.00	County Library Taxes	.02 92,244.01
Planning, Housing & Development	4,000.00	Other Miscellaneous Tax Revenues		Local Municipal Purpose Taxes	1.22 4,656,410.42
Human Resources		State Aid Revenues	24,545.25	Veteran & Senior Citizen Taxes	
Elections	7,300.00	Federal Aid Revenues		Total Taxes for Rate Computation	2.27 8,740,976.37
General Administration (other)	1,039,197.96	State and Local Fiscal Assistance Act Utilized	139,776.00	Special District Taxes	
JUDICIARY		Sale of Acquired Property		Bank Corp. Taxes	52,821.90
Municipal Courts	98,974.00	Other Miscellaneous Revenues	1,949,613.23	Added and Omitted Taxes	83,561.05
PUBLIC SAFETY		Total	12,231,821.67	Total Taxes Levied - ABSTRACT	8,818,659.32
Fire Protection	506,900.00	Prior Years Surplus Appropriated	125,000.00	Total Taxes Billed	8,767,624.59
Police Protection	1,361,880.00	REVENUES TOTAL	12,356,821.67	1984 TAXES COLLECTED	7,728,314.42
Civil Defense & Disaster Control		Reserve For Uncollected Taxes	1,362,099.68	1984 Taxes Cancelled, Abated or Adjusted	55,674.30
Environmental Inspection & Control	77,850.00			Transfer to Tax Title Liens or Foreclosed	131,316.91
Other Public Safety		CAPITAL OUTLAY TOTAL	492,386.38	Balance Outstanding Dec. 31, 1984	852,318.96
PUBLIC WORKS				PRIOR YEARS TAXES OUTSTANDING	
Streets and Drainage	1,129,170.00	Public Enterprises	244,871.07	Balance January 1, 1984	1,109,000.95
Sewers and Sewage Processing	290,999.50	Recreation—Culture	7,000.00	Collected in 1984	1,072,679.20
Garbage and Trash Disposal	466,022.85	Public Works	240,515.31	Cancelled, Abated or Adjusted 1984	
Public Buildings and Grounds		Buildings and Grounds		Transfers to Tax Title Liens or Foreclosed	22,278.19
Other Public Works	115,100.00	Library and Education		Balance December 31, 1984	14,043.56
HEALTH and WELFARE		Conservation		TAX TITLE LIENS OUTSTANDING	
Health Services Except Environmental	35,700.00	All Other		Balance January 1, 1984	392,644.71
Welfare-Public Assistance	27,150.00			Transfer From Taxes	156,644.96
Hospitals, Clinics, First Aid		CAPITAL DEBT AUTHORIZED, DECEMBER 31, 1984		Redeemed in 1984	160,163.83
Animal, Insect, & Rodent Control		ISSUED AND UNISSUED	GROSS DEBT	Cancelled, Abated or Adjusted (1984)	
Other Welfare Services		School	1,940,000	Transfers to Foreclosed Property	
RECREATION and CONSERVATION		Self-liquidating	7,222,500	Balance December 31, 1984	389,125.84
Beaches and Boardwalks	178,740.00	Other	9,701,647	PROPERTY ACQUIRED BY DEED OR FORECLOSURE	
Parks, Playgrounds, Shade Trees		Total	18,864,147	Balance January 1, 1984	89,140.00
Land Reclamation & Conservation				Transfers From Taxes or Liens	
Other Recreational Services	51,475.00	ISSUED AND OUTSTANDING		Sale for Cash (1984)	
EDUCATION (excluding schools)		School	1,940,000.00	Cancelled, Abated or Adjusted (1984)	
Libraries		Self-Liquidating	5,542,000.00	Balance December 31, 1984	89,140.00
Other Educational Services	10,000.00	Other	8,964,000.00	CURRENT FINANCES DECEMBER 31, 1984	
STATUTORY EXPENDITURES		Total	16,446,000.00	ASSETS	
Pensions & F. I. C. A.	503,863.06	EQUALIZED VALUATION BASIS		Cash Dec. 31, 1984	1,789,250.35
Employee Fringe Benefits	349,367.00	FOR NET DEBT COMPUTATION	351,959,472	Taxes Receivable	866,362.52
Other Statutory Expenditures	29,800.00	REAL PROPERTY VALUATIONS		Tax Title Liens	389,125.84
CETA And Other Public Employment Programs		Code Class # of Parcels % VAL'N	ASSESSED VALUATION	Foreclosed Property	89,140.00
MUNICIPAL FUNCTIONS		1 Vacant Land 618 5.12	20,301,625.00	Emergencies & Other Deferred Charges	70,303.00
CAPITAL IMPROVEMENTS *MEMO*		2 Residential 2370 33.55	133,156,100.00	State and Federal Aid Receivable	
DEBT SERVICE		3 Farm		Other Receivables	25,092.85
Principal Payments	625,000.00	4a Commercial 530 34.57	137,199,955.00	Total	3,229,274.56
Interest Payments	506,657.15	4b Industrial 16 .49	1,931,200.00	LIABILITIES, RESERVES, AND SURPLUS	
TYPE I SCHL DEBT *MEMO		4c Apartments 609 26.27	104,274,450.00	Cash Liabilities	841,098.59
DEFERRED CHARGES	37,224.42	Total 4143	396,863,330.00	Reserves for Receivables	1,363,626.61
SCHOOL, COUNTY, SPECIAL DISTRICT TAXES	4,025,865.95	Land Area 1.12 Sq. Miles		Surplus Dec. 31, 1984	1,024,549.36
RESERVE FOR UNCOLLECTED TAXES	1,362,099.68	Net Valuation Taxable-Municipal	404,474,188	Total	3,229,274.56
EXPENDITURES TOTAL	13,227,075.67	Net Valuation Taxable-County	372,616,443		
		State Equalized Valuation	381,058,990		
		State Equalization Ratio	106.27		

0515
Population 1980 4,149
Population 1984 4,256
S & P Rating
Moody Rating AAA

General Tax Rate Per \$100.
1.38
State Equalized Tax Rate
1.39

WILDWOOD CREST BORO. - CAPE MAY CO.
Form of Government:
Commission (1911)
Number of Members on Governing Body - 3

PER CAPITA:
Gross Debt 1,001.08
Net Debt 928.25
Debt Service 158.51
Total Tax Levy 1,500.19
Municipal Expenditures 1,046.64
PER CENT:
Gross Debt 1.03
Net Debt .96
Tax Levy Collected 95.35
Tax Levy Cancelled, Abated or Adjusted .04

EXPENDITURES		REVENUES-REALIZED		1984 PROPERTY TAX	
GENERAL GOVERNMENT				STATE EQUALIZED TAX RATE	
Governing Body & Public Boards		1984 Property Taxes Collected	6,079,218.64	Local District School Taxes	.41 1,868,359.00
Municipal Clerk		1984 Payments in Lieu of Taxes		Regional & Consolidated School Tax	
Financial Administration	69,640.00	Delinquent Tax & Lien Collections	326,204.45	School Taxes in Municipal Budget	
Assessment of Taxes	35,015.00	Business Personalty Replacement Taxes	124,307.52	County Taxes	.38 1,732,492.62
Collection of Taxes	49,720.00	Taxes from Public Utilities	341,207.00	County Library Taxes	.02 106,458.03
Planning, Housing & Development	20,650.00	Other Miscellaneous Tax Revenues		Local Municipal Purpose Taxes	.57 2,590,018.54
Human Resources		State Aid Revenues	44,257.10	Veteran & Senior Citizen Taxes	
Elections		Federal Aid Revenues		Total Taxes for Rate Computation	1.38 6,362,878.19
General Administration (other)	551,786.43	State and Local Fiscal Assistance Act Utilized	89,512.00	Special District Taxes	
JUDICIARY		Sale of Acquired Property		Bank Corp. Taxes	11,607.76
Municipal Courts	55,390.00	Other Miscellaneous Revenues	839,635.68	Added and Omitted Taxes	75,864.03
PUBLIC SAFETY		Total	7,844,342.39	Total Taxes Levied - ABSTRACT	6,384,799.98
Fire Protection	28,060.00	Prior Years Surplus Appropriated	180,000.00	Total Taxes Billed	6,375,843.06
Police Protection	739,032.00	REVENUES TOTAL	8,024,342.39	1984 TAXES COLLECTED	6,079,218.64
Civil Defense & Disaster Control	712.50	Reserve For Uncollected Taxes	349,509.08	1984 Taxes Cancelled, Abated or Adjusted	2,480.73
Environmental Inspection & Control	75,667.50	CAPITAL OUTLAY TOTAL	369,943.45	Transfer to Tax Title Liens or Foreclosed	14,027.65
Other Public Safety	109,100.00	Public Enterprises		Balance Outstanding Dec. 31, 1984	280,115.84
PUBLIC WORKS		Recreation—Culture	10,323.39	PRIOR YEARS TAXES OUTSTANDING	
Streets and Drainage	84,750.00	Public Works	200,043.82	Balance January 1, 1984	340,148.72
Sewers and Sewage Processing	195,920.30	Buildings and Grounds	159,576.24	Collected in 1984	326,204.45
Garbage and Trash Disposal	333,875.39	Library and Education		Cancelled, Abated or Adjusted 1984	347.47
Public Buildings and Grounds	12,531.20	Conservation		Transfers to Tax Title Liens or Foreclosed	12,640.74
Other Public Works	216,371.30	All Other		Balance December 31, 1984	956.06
HEALTH and WELFARE		CAPITAL DEBT AUTHORIZED, DECEMBER 31, 1984		TAX TITLE LIENS OUTSTANDING	
Health Services Except Environmental	3,150.00	ISSUED AND UNISSUED GROSS DEBT		Balance January 1, 1984	
Welfare-Public Assistance	2,543.00	School 310,000		Transfer From Taxes	28,395.91
Hospitals, Clinics, First Aid		Self-liquidating 3,950,616	3,950,616	Redeemed in 1984	
Animal, Insect, & Rodent Control	3,300.00	Other 4,260,616	3,950,616	Cancelled, Abated or Adjusted (1984)	
Other Welfare Services		Total 4,260,616	3,950,616	Transfers to Foreclosed Property	
RECREATION and CONSERVATION		ISSUED AND OUTSTANDING		Balance December 31, 1984	28,395.91
Beaches and Boardwalks	256,367.20	School 310,000.00		PROPERTY ACQUIRED BY DEED OR	
Parks, Playgrounds, Shade Trees	16,300.00	Self-Liquidating 3,901,976.00		FORECLOSURE	
Land Reclamation & Conservation		Other 4,211,976.00		Balance January 1, 1984	3,300.00
Other Recreational Services	53,143.00	EQUALIZED VALUATION BASIS		Transfers From Taxes or Liens	
EDUCATION (excluding schools)		FOR NET DEBT COMPUTATION	413,044,728	Sale for Cash (1984)	
Libraries		REAL PROPERTY VALUATIONS		Cancelled, Abated or Adjusted (1984)	
Other Educational Services		Code Class # of Parcels % VAL'N ASSESSED VALUATION		Balance December 31, 1984	3,300.00
STATUTORY EXPENDITURES		1 Vacant Land 256 3.64 16,554,100.00		CURRENT FINANCES DECEMBER 31, 1984	
Pensions & F. I. C. A.	267,790.70	2 Residential 2837 57.56 262,025,300.00		ASSETS	
Employee Fringe Benefits	202,184.12	3 Farm 35.38 161,060,700.00		Cash Dec. 31, 1984	1,658,130.40
Other Statutory Expenditures	5,000.00	4a Commercial 232 35.38 161,060,700.00		Taxes Receivable	281,071.90
CETA And Other Public Employment Programs		4b Industrial 92 3.42 15,554,300.00		Tax Title Liens	28,395.91
MUNICIPAL FUNCTIONS TOTAL	3,387,999.64	4c Apartments 3417 100.68 455,194,400.00		Foreclosed Property	3,300.00
CAPITAL IMPROVEMENTS *MEMO*	15,500.00	Land Area 1.03 Sq. Miles		Emergencies & Other Deferred Charges	34,650.26
DEBT SERVICE		Net Valuation Taxable-Municipal	457,030,589	State and Federal Aid Receivable	
Principal Payments	352,376.34	Net Valuation Taxable-County	425,804,778	Other Receivables	51,603.96
Interest Payments	322,231.00	State Equalized Valuation	453,956,173	Total	2,057,152.43
DEFERRED CHARGES	42,367.49	State Equalization Ratio	100.68	LIABILITIES, RESERVES, AND SURPLUS	
SCHOOL, COUNTY, SPECIAL DISTRICT TAXES	3,707,309.65			Cash Liabilities	835,326.59
RESERVE FOR UNCOLLECTED TAXES	349,509.08			Reserves for Receivables	313,371.77
EXPENDITURES TOTAL	8,161,793.20			Surplus Dec. 31, 1984	908,454.07
				Total	2,057,152.43

0338
Population 1980 39,912
Population 1984 39,319
S & P Rating
Moody Rating AAA

General Tax Rate Per \$100.
2.98
State Equalized Tax Rate
2.96

WILLINGBORO TWP. — BURLINGTON CO.
Form of Government:
Council-Manager Plan E (OMCL 50)
Number of Members on Governing Body — 5

PER CAPITA:
Gross Debt 301.87
Net Debt 102.71
Debt Service 20.29
Total Tax Levy 441.85
Municipal Expenditures 242.22
PER CENT:
Gross Debt 2.12
Net Debt .72
Tax Levy Collected 97.18
Tax Levy Cancelled, Abated or Adjusted .06

EXPENDITURES		REVENUES-REALIZED		1984 PROPERTY TAX	
GENERAL GOVERNMENT				STATE EQUALIZED TAX RATE	
Governing Body & Public Boards	29,089.00	1984 Property Taxes Collected	16,875,887.14	Local District School Taxes	1.68
Municipal Clerk	66,669.00	1984 Payments in Lieu of Taxes		Regional & Consolidated School Tax	
Financial Administration	141,441.00	Delinquent Tax & Lien Collections	413,259.50	School Taxes in Municipal Budget	
Assessment of Taxes	46,827.00	Business Personalty Replacement Taxes	146,372.64	County Taxes	.59
Collection of Taxes	77,348.00	Taxes from Public Utilities	1,669,765.00	County Library Taxes	
Planning, Housing & Development	16,180.75	Other Miscellaneous Tax Revenues		Local Municipal Purpose Taxes	.69
Human Resources	410,846.00	State Aid Revenues	1,340,031.15	Veteran & Senior Citizen Taxes	
Elections		Federal Aid Revenues		Total Taxes for Rate Computation	2.96
General Administration (other)	380,616.00	State and Local Fiscal Assistance Act Utilized	308,410.00	Special District Taxes	
JUDICIARY		Sale of Acquired Property		Bank Corp. Taxes	
Municipal Courts	95,883.00	Other Miscellaneous Revenues	1,124,706.97	Added and Omitted Taxes	
PUBLIC SAFETY		Total	21,878,432.40	Total Taxes Levied - ABSTRACT	17,373,036.03
Fire Protection	171,379.00	Prior Years Surplus Appropriated	1,000,000.00	Total Taxes Billed	17,366,200.63
Police Protection	2,659,842.40	REVENUES TOTAL	22,878,432.40	1984 TAXES COLLECTED	16,875,887.14
Civil Defense & Disaster Control		Reserve For Uncollected Taxes	685,143.64	1984 Taxes Cancelled, Abated or Adjusted	10,829.56
Environmental Inspection & Control	146,955.00	CAPITAL OUTLAY TOTAL	904,002.31	Transfer to Tax Title Liens or Foreclosed	39,775.98
Other Public Safety				Balance Outstanding Dec. 31, 1984	439,707.95
PUBLIC WORKS				PRIOR YEARS TAXES OUTSTANDING	
Streets and Drainage	1,000,672.00	Public Enterprises		Balance January 1, 1984	421,022.30
Sewers and Sewage Processing		Recreation—Culture	12,456.06	Collected in 1984	413,068.82
Garbage and Trash Disposal	899,546.00	Public Works	605,214.33	Cancelled, Abated or Adjusted 1984	2.47
Public Buildings and Grounds	138,164.00	Buildings and Grounds	286,331.92	Transfers to Tax Title Liens or Foreclosed	5,094.96
Other Public Works		Library and Education		Balance December 31, 1984	2,856.05
HEALTH and WELFARE		Conservation		TAX TITLE LIENS OUTSTANDING	
Health Services Except Environmental	17,260.00	All Other		Balance January 1, 1984	60,731.04
Welfare-Public Assistance	36,552.00	CAPITAL DEBT AUTHORIZED, DECEMBER 31, 1984		Transfer From Taxes	45,964.43
Hospitals, Clinics, First Aid		ISSUED AND UNISSUED		Redeemed in 1984	190.68
Animal, Insect, & Rodent Control	6,461.25	School	7,796,000	Cancelled, Abated or Adjusted (1984)	
Other Welfare Services	1,190.00	Self-liquidating		Transfers to Foreclosed Property	
RECREATION and CONSERVATION		Other	4,073,410	Balance December 31, 1984	106,504.79
Beaches and Boardwalks		Total	11,869,410	PROPERTY ACQUIRED BY DEED OR FORECLOSURE	
Parks, Playgrounds, Shade Trees		ISSUED AND OUTSTANDING		Balance January 1, 1984	1,430.00
Land Reclamation & Conservation		School		Transfers From Taxes or Liens	
Other Recreational Services	236,203.00	Self-Liquidating		Sale for Cash (1984)	
EDUCATION (excluding schools)		Other		Cancelled, Abated or Adjusted (1984)	
Libraries	471,608.00	Total		Balance December 31, 1984	1,430.00
Other Educational Services		EQUALIZED VALUATION BASIS		CURRENT FINANCES DECEMBER 31, 1984	
STATUTORY EXPENDITURES		FOR NET DEBT COMPUTATION	559,134,083	ASSETS	
Pensions & F. I. C. A.	623,892.00	REAL PROPERTY VALUATIONS		Cash Dec. 31, 1984	6,234,077.23
Employee Fringe Benefits	235,137.00	Code Class # of Parcels % VAL'N		Taxes Receivable	442,564.00
Other Statutory Expenditures	28,000.00	1 Vacant Land 182 .56	3,211,000.00	Tax Title Liens	106,504.79
CETA And Other Public Employment Programs		2 Residential 10969 92.73	533,444,920.00	Foreclosed Property	1,430.00
MUNICIPAL FUNCTIONS TOTAL	7,937,760.40	3 Farm 5 .02	144,030.00	Emergencies & Other Deferred Charges	47,405.04
CAPITAL IMPROVEMENTS *MEMO*	16,468.14	4a Commercial 145 5.89	33,912,600.00	State and Federal Aid Receivable	7,454.70
DEBT SERVICE		4b Industrial 9 .80	4,580,800.00	Other Receivables	231,975.34
Principal Payments	550,710.00	4c Apartments		Total	7,071,411.10
Interest Payments	247,192.33	Total	11310	LIABILITIES, RESERVES, AND SURPLUS	
DEFERRED CHARGES	103,082.57	Land Area 7.60 Sq. Miles		Cash Liabilities	5,185,474.11
SCHOOL, COUNTY, SPECIAL DISTRICT TAXES	13,265,387.88	Net Valuation Taxable-Municipal	581,699,215	Reserves for Receivables	673,709.79
RESERVE FOR UNCOLLECTED TAXES	685,143.64	Net Valuation Taxable-County	574,459,841	Surplus Dec. 31, 1984	1,212,227.20
EXPENDITURES TOTAL	22,789,276.82	State Equalized Valuation	585,871,367	Total	7,071,411.10
		State Equalization Ratio	99.28		

2021
 Population 1980 **1,785**
 Population 1984 **1,726**
 S & P Rating
 Moody Rating

General Tax Rate Per \$100. **35.53**
 State Equalized Tax Rate **12.06**

WINFIELD TOWNSHIP - UNION COUNTY
Form of Government:
Township Committee
Number of Members on Governing Body - 3

PER CAPITA:
 Gross Debt
 Net Debt
 Debt Service
 Total Tax Levy
 Municipal Expenditures

292.21
200.09

PER CENT:
 Gross Debt
 Net Debt
 Tax Levy Collected **100.00**
 Tax Levy Cancelled, Abated
 or Adjusted

EXPENDITURES		REVENUES-REALIZED		1984 PROPERTY TAX	
GENERAL GOVERNMENT				STATE EQUALIZED TAX RATE	
Governing Body & Public Boards		1984 Property Taxes Collected	504,372.16	Local District School Taxes	7.21
Municipal Clerk		1984 Payments in Lieu of Taxes		Regional & Consolidated School Tax	
Financial Administration	10,250.00	Delinquent Tax & Lien Collections		School Taxes in Municipal Budget	
Assessment of Taxes	1,350.00	Business Personalty Replacement Taxes	4,648.68	County Taxes	.60
Collection of Taxes	220.00	Taxes from Public Utilities	43,256.00	County Library Taxes	
Planning, Housing & Development		Other Miscellaneous Tax Revenues		Local Municipal Purpose Taxes	4.25
Human Resources	14,414.00	State Aid Revenues	113,625.56	Veteran & Senior Citizen Taxes	
Elections	2,000.00	Federal Aid Revenues		Total Taxes for Rate Computation	12.06
General Administration (other)	51,754.00	State and Local Fiscal Assistance Act Utilized	10,384.00	Special District Taxes	
JUDICIARY		Sale of Acquired Property		Bank Corp. Taxes	
Municipal Courts	5,806.00	Other Miscellaneous Revenues	28,537.79	Added and Omitted Taxes	
PUBLIC SAFETY		Total	704,824.19	Total Taxes Levied - ABSTRACT	504,347.91
Fire Protection	15,850.00	Prior Years Surplus Appropriated	5,520.96	Total Taxes Billed	504,372.16
Police Protection	144,040.21	REVENUES TOTAL	710,345.15	1984 TAXES COLLECTED	504,372.16
Civil Defense & Disaster Control	250.00	Reserve For Uncollected Taxes		1984 Taxes Cancelled, Abated or Adjusted	
Environmental Inspection & Control	2,400.00	CAPITAL OUTLAY TOTAL	2,586.45	Transfer to Tax Title Liens or Foreclosed	
Other Public Safety				Balance Outstanding Dec. 31, 1984	
PUBLIC WORKS		Public Enterprises		PRIOR YEARS TAXES OUTSTANDING	
Streets and Drainage	9,600.00	Recreation—Culture		Balance January 1, 1984	
Sewers and Sewage Processing		Public Works		Collected in 1984	
Garbage and Trash Disposal		Buildings and Grounds	2,586.45	Cancelled, Abated or Adjusted 1984	
Public Buildings and Grounds	19,798.00	Library and Education		Transfers to Tax Title Liens or Foreclosed	
Other Public Works	750.00	Conservation		Balance December 31, 1984	
HEALTH and WELFARE		All Other		TAX TITLE LIENS OUTSTANDING	
Health Services Except Environmental	21,313.00	CAPITAL DEBT AUTHORIZED, DECEMBER 31, 1984		Balance January 1, 1984	
Welfare-Public Assistance	2,153.00	ISSUED AND UNISSUED		Transfer From Taxes	
Hospitals, Clinics, First Aid		GROSS DEBT		Redeemed in 1984	
Animal, Insect, & Rodent Control	1,650.00	NET DEBT		Cancelled, Abated or Adjusted (1984)	
Other Welfare Services				Transfers to Foreclosed Property	
RECREATION and CONSERVATION				Balance December 31, 1984	
Beaches and Boardwalks		ISSUED AND OUTSTANDING		PROPERTY ACQUIRED BY DEED OR	
Parks, Playgrounds, Shade Trees		School		FORECLOSURE	
Land Reclamation & Conservation		Self-Liquidating		Balance January 1, 1984	
Other Recreational Services	1,550.00	Other		Transfers From Taxes or Liens	
EDUCATION (excluding schools)		Total		Sale for Cash (1984)	
Libraries				Cancelled, Abated or Adjusted (1984)	
Other Educational Services				Balance December 31, 1984	
STATUTORY EXPENDITURES		EQUALIZED VALUATION BASIS		CURRENT FINANCES DECEMBER 31, 1984	
Pensions & F. I. C. A.	26,000.00	FOR NET DEBT COMPUTATION	3,606,707	ASSETS	
Employee Fringe Benefits	13,300.00	REAL PROPERTY VALUATIONS		Cash Dec. 31, 1984	218,292.11
Other Statutory Expenditures	900.00	Code Class # of Parcels % VAL'N		Taxes Receivable	
CETA And Other Public Employment Programs		1 Vacant Land 1 15.82		Tax Title Liens	
MUNICIPAL FUNCTIONS TOTAL	345,348.21	2 Residential 254 77.71		Foreclosed Property	
CAPITAL IMPROVEMENTS *MEMO*		3 Farm		Emergencies & Other Deferred Charges	
DEBT SERVICE		4a Commercial 1 6.47		State and Federal Aid Receivable	
Principal Payments		4b Industrial		Other Receivables	881.48
Interest Payments		4c Apartments		Total	219,173.59
DEFERRED CHARGES		Total 256		LIABILITIES, RESERVES, AND SURPLUS	
SCHOOL, COUNTY, SPECIAL DISTRICT TAXES	326,575.91	Land Area .17 Sq. Miles		Cash Liabilities	66,155.77
RESERVE FOR UNCOLLECTED TAXES		Net Valuation Taxable-Municipal	1,419,567	Reserves for Receivables	881.48
EXPENDITURES TOTAL	671,924.12	Net Valuation Taxable-County	4,709,578	Surplus Dec. 31, 1984	152,136.34
		State Equalized Valuation	4,129,547	Total	219,173.59
		State Equalization Ratio	33.93		

0436
Population 1980 20,034
Population 1984 23,028
S & P Rating
Moody Rating

General Tax Rate Per \$100. 3.41
State Equalized Tax Rate 2.50

WINSLOW TOWNSHIP – CAMDEN COUNTY
Form of Government:
Township Committee
Number of Members on Governing Body – 7

PER CAPITA:
Gross Debt 509.56
Net Debt 27.59
Debt Service
Total Tax Levy 432.11
Municipal Expenditures 323.88
PER CENT:
Gross Debt 3.37
Net Debt .18
Tax Levy Collected 90.38
Tax Levy Cancelled, Abated or Adjusted .05

EXPENDITURES		REVENUES-REALIZED		1984 PROPERTY TAX	
GENERAL GOVERNMENT				STATE EQUALIZED TAX RATE → .67	
Governing Body & Public Boards		1984 Property Taxes Collected	8,987,611.56	Local District School Taxes	2,611,209.85
Municipal Clerk		1984 Payments in Lieu of Taxes		Regional & Consolidated School Tax	2,592,535.15
Financial Administration	85,940.00	Delinquent Tax & Lien Collections	840,063.91	School Taxes in Municipal Budget	
Assessment of Taxes	103,858.00	Business Personalty Replacement Taxes	197,907.84	County Taxes	4,431,393.00
Collection of Taxes	125,050.00	Taxes from Public Utilities	3,372,316.00	County Library Taxes	101,466.00
Planning, Housing & Development	68,228.00	Other Miscellaneous Tax Revenues		Local Municipal Purpose Taxes	
Human Resources	130,144.00	State Aid Revenues	252,023.74	Veteran & Senior Citizen Taxes	211,150.00
Elections	14,000.00	Federal Aid Revenues		Total Taxes for Rate Computation	9,947,754.00
General Administration (other)	619,033.00	State and Local Fiscal Assistance Act Utilized	131,692.26	Special District Taxes	
JUDICIARY		Sale of Acquired Property	26,516.43	Bank Corp. Taxes	6,448.66
Municipal Courts	143,485.00	Other Miscellaneous Revenues	1,223,473.83	Added and Omitted Taxes	207,523.70
PUBLIC SAFETY		Total	15,031,605.57	Total Taxes Levied - ABSTRACT	9,950,576.36
Fire Protection	116,600.00	Prior Years Surplus Appropriated	1,860,000.00	Total Taxes Billed	9,944,127.70
Police Protection	1,888,595.26	REVENUES TOTAL	16,891,605.57	1984 TAXES COLLECTED	8,987,611.56
Civil Defense & Disaster Control	4,000.00	Reserve For Uncollected Taxes	892,325.83	1984 Taxes Cancelled, Abated or Adjusted	4,813.41
Environmental Inspection & Control	140,686.00	CAPITAL OUTLAY TOTAL	274,444.30	Transfer to Tax Title Liens or Foreclosed	92,651.98
Other Public Safety				Balance Outstanding Dec. 31, 1984	859,050.75
PUBLIC WORKS				PRIOR YEARS TAXES OUTSTANDING	
Streets and Drainage	1,039,360.56	Public Enterprises	135,068.50	Balance January 1, 1984	852,588.02
Sewers and Sewage Processing		Recreation—Culture		Collected in 1984	730,929.13
Garbage and Trash Disposal	422,422.00	Public Works	139,200.80	Cancelled, Abated or Adjusted 1984	1,175.95
Public Buildings and Grounds	210,200.00	Buildings and Grounds		Transfers to Tax Title Liens or Foreclosed	55,237.22
Other Public Works	170,000.00	Library and Education	175.00	Balance December 31, 1984	65,245.72
HEALTH and WELFARE		Conservation		TAX TITLE LIENS OUTSTANDING	
Health Services Except Environmental	14,550.00	All Other		Balance January 1, 1984	171,035.20
Welfare-Public Assistance	64,200.00	CAPITAL DEBT AUTHORIZED, DECEMBER 31, 1984		Transfer From Taxes	150,919.25
Hospitals, Clinics, First Aid		ISSUED AND UNISSUED		Redeemed in 1984	109,134.78
Animal, Insect, & Rodent Control	24,500.00	School	3,693,131	Cancelled, Abated or Adjusted (1984)	
Other Welfare Services		Self-liquidating	7,405,540	Transfers to Foreclosed Property	19,147.57
RECREATION and CONSERVATION		Other	635,400	Balance December 31, 1984	193,672.10
Beaches and Boardwalks		Total	11,734,071	PROPERTY ACQUIRED BY DEED OR FORECLOSURE	
Parks, Playgrounds, Shade Trees	197,385.74	ISSUED AND OUTSTANDING		Balance January 1, 1984	2,748,565.92
Land Reclamation & Conservation		School	3,463,909.51	Transfers From Taxes or Liens	26,823.58
Other Recreational Services	7,000.00	Self-Liquidating	7,405,540.00	Sale for Cash (1984)	26,516.43
EDUCATION (excluding schools)		Other		Cancelled, Abated or Adjusted (1984)	
Libraries		Total	10,869,449.51	Balance December 31, 1984	2,748,873.07
Other Educational Services		EQUALIZED VALUATION BASIS		CURRENT FINANCES DECEMBER 31, 1984	
STATUTORY EXPENDITURES		FOR NET DEBT COMPUTATION	348,506,203	ASSETS	
Pensions & F. I. C. A.	489,700.00	REAL PROPERTY VALUATIONS		Cash Dec. 31, 1984	2,413,197.31
Employee Fringe Benefits	472,000.00	Code Class # of Parcels % VAL'N		Taxes Receivable	924,296.47
Other Statutory Expenditures	15,000.00	1 Vacant Land 2647 10.71	29,179,800.00	Tax Title Liens	193,672.10
CETA And Other Public Employment Programs		2 Residential 5864 71.41	194,644,100.00	Foreclosed Property	2,748,873.07
MUNICIPAL FUNCTIONS		3 Farm 774 4.07	11,107,750.00	Emergencies & Other Deferred Charges	14,672.00
CAPITAL IMPROVEMENTS *MEMO*	1,000.00	4a Commercial 170 5.88	16,021,300.00	State and Federal Aid Receivable	45,899.35
DEBT SERVICE		4b Industrial 19 5.41	14,735,800.00	Other Receivables	282,734.17
Principal Payments		4c Apartments 21 2.53	6,890,800.00	Total	6,623,344.47
Interest Payments		Total 9495	272,579,550.00	LIABILITIES, RESERVES, AND SURPLUS	
DEFERRED CHARGES	9.72	Land Area 57.78 Sq. Miles		Cash Liabilities	1,144,495.27
SCHOOL, COUNTY, SPECIAL DISTRICT TAXES	9,736,604.00	Net Valuation Taxable-Municipal	285,459,931	Reserves for Receivables	4,157,075.81
RESERVE FOR UNCOLLECTED TAXES	892,325.83	Net Valuation Taxable-County	375,026,435	Surplus Dec. 31, 1984	1,321,773.39
EXPENDITURES TOTAL	17,194,877.11	State Equalized Valuation	384,298,704	Total	6,623,344.47
		State Equalization Ratio	73.39		

0269
Population 1980 7,929
Population 1984 7,988
S & P Rating
Moody Rating A

General Tax Rate Per \$100. 2.95
State Equalized Tax Rate 1.72

WOOD-RIDGE BOROUGH - BERGEN CO.
Form of Government:
Borough Council
Number of Members on Governing Body - 6

PER CAPITA:
Gross Debt 235.75
Net Debt 200.70
Debt Service 28.85
Total Tax Levy 817.19
Municipal Expenditures 419.54
PER CENT:
Gross Debt .55
Net Debt .47
Tax Levy Collected 93.26
Tax Levy Cancelled, Abated or Adjusted .42

EXPENDITURES		REVENUES-REALIZED		1984 PROPERTY TAX	
GENERAL GOVERNMENT				STATE EQUALIZED TAX RATE	
Governing Body & Public Boards		1984 Property Taxes Collected	6,073,151.22	Local District School Taxes .82	3,080,606.50
Municipal Clerk		1984 Payments in Lieu of Taxes		Regional & Consolidated School Tax	
Financial Administration	40,126.12	Delinquent Tax & Lien Collections	31,083.45	School Taxes in Municipal Budget	
Assessment of Taxes	121,600.04	Business Personality Replacement Taxes	403,494.72	County Taxes .37	1,402,240.03
Collection of Taxes	27,480.22	Taxes from Public Utilities	442,800.00	County Library Taxes	
Planning, Housing & Development	13,793.23	Other Miscellaneous Tax Revenues		Local Municipal Purpose Taxes .52	1,964,637.69
Human Resources	3,750.00	State Aid Revenues	73,806.46	Veteran & Senior Citizen Taxes	123,400.00
Elections	5,618.00	Federal Aid Revenues		Total Taxes for Rate Computation 1.71	6,570,884.22
General Administration (other)	248,068.55	State and Local Fiscal Assistance Act Utilized	54,239.42	Special District Taxes	
JUDICIARY		Sale of Acquired Property		Bank Corp. Taxes	24,419.40
Municipal Courts	24,435.49	Other Miscellaneous Revenues	309,802.24	Added and Omitted Taxes	55,844.03
PUBLIC SAFETY		Total	7,388,377.51	Total Taxes Levied - ABSTRACT	6,527,747.65
Fire Protection	129,742.50	Prior Years Surplus Appropriated	153,000.00	Total Taxes Billed	6,512,131.25
Police Protection	586,696.38	REVENUES TOTAL	7,541,377.51	1984 TAXES COLLECTED	6,073,151.22
Civil Defense & Disaster Control	268.01	Reserve For Uncollected Taxes	770,468.67	1984 Taxes Cancelled, Abated or Adjusted	27,293.40
Environmental Inspection & Control	41,912.63	CAPITAL OUTLAY TOTAL	269,519.78	Transfer to Tax Title Liens or Foreclosed	59.00
Other Public Safety				Balance Outstanding Dec. 31, 1984	411,627.63
PUBLIC WORKS				PRIOR YEARS TAXES OUTSTANDING	
Streets and Drainage	306,204.41	Public Enterprises		Balance January 1, 1984	1,371,117.20
Sewers and Sewage Processing	148,018.18	Recreation—Culture		Collected in 1984	31,083.45
Garbage and Trash Disposal	147,850.00	Public Works	109,867.84	Cancelled, Abated or Adjusted 1984	479,524.28
Public Buildings and Grounds	59,500.00	Buildings and Grounds	159,651.44	Transfers to Tax Title Liens or Foreclosed	
Other Public Works	40,000.00	Library and Education		Balance December 31, 1984	860,509.47
HEALTH and WELFARE		Conservation		TAX TITLE LIENS OUTSTANDING	
Health Services Except Environmental	32,629.14	All Other		Balance January 1, 1984	371.85
Welfare-Public Assistance	2,751.01	CAPITAL DEBT AUTHORIZED, DECEMBER 31, 1984		Transfer From Taxes	59.00
Hospitals, Clinics, First Aid		ISSUED AND UNISSUED		Redeemed in 1984	
Animal, Insect, & Rodent Control		School	280,000	Cancelled, Abated or Adjusted (1984)	
Other Welfare Services		Self-liquidating		Transfers to Foreclosed Property	
RECREATION and CONSERVATION		Other	1,603,191	Balance December 31, 1984	430.85
Beaches and Boardwalks		Total	1,883,191	PROPERTY ACQUIRED BY DEED OR	
Parks, Playgrounds, Shade Trees	16,000.00			FORECLOSURE	
Land Reclamation & Conservation		ISSUED AND OUTSTANDING		Balance January 1, 1984	165,550.00
Other Recreational Services	12,450.00	School	280,000.00	Transfers From Taxes or Liens	
EDUCATION (excluding schools)		Self-Liquidating		Sale for Cash (1984)	
Libraries	78,000.00	Other	1,567,000.00	Cancelled, Abated or Adjusted (1984)	
Other Educational Services		Total	1,847,000.00	Balance December 31, 1984	165,550.00
STATUTORY EXPENDITURES		EQUALIZED VALUATION BASIS		CURRENT FINANCES DECEMBER 31, 1984	
Pensions & F. I. C. A.	177,259.86	FOR NET DEBT COMPUTATION	343,555,930	ASSETS	
Employee Fringe Benefits	71,000.00	REAL PROPERTY VALUATIONS		Cash Dec. 31, 1984	1,652,726.18
Other Statutory Expenditures	10,000.00	Code Class # of Parcels % VAL'N		Taxes Receivable	1,272,137.10
CETA And Other Public Employment Programs		1 Vacant Land 70 .99	2,150,400.00	Tax Title Liens	430.85
MUNICIPAL FUNCTIONS TOTAL	2,345,153.77	2 Residential 2330 57.39	124,901,100.00	Foreclosed Property	165,550.00
CAPITAL IMPROVEMENTS *MEMO*	35,000.00	3 Farm		Emergencies & Other Deferred Charges	137,942.35
DEBT SERVICE		4a Commercial 67 6.61	14,380,300.00	State and Federal Aid Receivable	1,954.00
Principal Payments	140,000.00	4b Industrial 14 30.40	66,149,400.00	Other Receivables	10,354.90
Interest Payments	90,444.50	4c Apartments 19 4.61	10,043,000.00	Total	3,241,095.38
DEFERRED CHARGES	5,200.00	Total 2500	217,624,200.00	LIABILITIES, RESERVES, AND SURPLUS	
SCHOOL, COUNTY, SPECIAL DISTRICT TAXES	4,482,846.53	Land Area 1.10 Sq. Miles		Cash Liabilities	1,249,947.38
RESERVE FOR UNCOLLECTED TAXES	770,468.67	Net Valuation Taxable-Municipal	218,709,736	Reserves for Receivables	1,448,472.85
EXPENDITURES TOTAL	7,834,113.47	Net Valuation Taxable-County	372,609,209	Surplus Dec. 31, 1984	542,675.15
		State Equalized Valuation	374,002,292	Total	3,241,095.38
		State Equalization Ratio	58.36		

0516
 Population 1980 2,809
 Population 1984 2,743
 S & P Rating
 Moody Rating
 General Tax Rate Per \$100. 2.17
 State Equalized Tax Rate 2.63

WOODBINE BOROUGH – CAPE MAY CO.
Form of Government:
Borough Council
Number of Members on Governing Body – 6

PER CAPITA:
 Gross Debt 73.64
 Net Debt 6.78
 Debt Service 9.19
 Total Tax Levy 227.91
 Municipal Expenditures 213.87
 PER CENT:
 Gross Debt .93
 Net Debt .09
 Tax Levy Collected 79.60
 Tax Levy Cancelled, Abated or Adjusted 1.12

EXPENDITURES		REVENUES-REALIZED		1984 PROPERTY TAX	
GENERAL GOVERNMENT				STATE EQUALIZED TAX RATE 1.25	
Governing Body & Public Boards		1984 Property Taxes Collected	496,179.84	Local District School Taxes	294,414.25
Municipal Clerk		1984 Payments in Lieu of Taxes		Regional & Consolidated School Tax	
Financial Administration	9,566.00	Delinquent Tax & Lien Collections	123,818.51	School Taxes in Municipal Budget	
Assessment of Taxes	6,700.00	Business Personalty Replacement Taxes	24,093.76	County Taxes	106,445.18
Collection of Taxes	18,560.00	Taxes from Public Utilities	66,639.00	County Library Taxes	6,543.01
Planning, Housing & Development	7,650.00	Other Miscellaneous Tax Revenues		Local Municipal Purpose Taxes	214,035.22
Human Resources		State Aid Revenues	88,511.30	Veteran & Senior Citizen Taxes	20,600.00
Elections	1,100.00	Federal Aid Revenues		Total Taxes for Rate Computation	642,037.66
General Administration (other)	126,075.00	State and Local Fiscal Assistance Act Utilized	27,305.04	Special District Taxes	
JUDICIARY		Sale of Acquired Property		Bank Corp. Taxes	1,060.98
Municipal Courts	24,255.00	Other Miscellaneous Revenues	69,791.47	Added and Omitted Taxes	2,671.43
PUBLIC SAFETY		Total	896,843.92	Total Taxes Levied - ABSTRACT	625,170.07
Fire Protection	22,235.00	Prior Years Surplus Appropriated	25,000.00	Total Taxes Billed	623,336.50
Police Protection	5,500.00	REVENUES TOTAL	921,843.92	1984 TAXES COLLECTED	496,179.84
Civil Defense & Disaster Control	1,200.00	Reserve For Uncollected Taxes	131,017.75	1984 Taxes Cancelled, Abated or Adjusted	-6,996.78
Environmental Inspection & Control		CAPITAL OUTLAY TOTAL	2,990.00	Transfer to Tax Title Liens or Foreclosed	21,291.01
Other Public Safety				Balance Outstanding Dec. 31, 1984	112,862.43
PUBLIC WORKS				PRIOR YEARS TAXES OUTSTANDING	
Streets and Drainage	106,018.00	Public Enterprises		Balance January 1, 1984	88,578.70
Sewers and Sewage Processing		Recreation—Culture		Collected in 1984	73,298.13
Garbage and Trash Disposal		Public Works	2,990.00	Cancelled, Abated or Adjusted 1984	
Public Buildings and Grounds	28,000.00	Buildings and Grounds		Transfers to Tax Title Liens or Foreclosed	11,867.47
Other Public Works		Library and Education		Balance December 31, 1984	3,413.10
HEALTH and WELFARE		Conservation		TAX TITLE LIENS OUTSTANDING	
Health Services Except Environmental	741.00	All Other		Balance January 1, 1984	57,070.03
Welfare-Public Assistance	17,500.00	CAPITAL DEBT AUTHORIZED, DECEMBER 31, 1984		Transfer From Taxes	34,657.80
Hospitals, Clinics, First Aid		ISSUED AND UNISSUED GROSS DEBT NET DEBT		Redeemed in 1984	50,520.38
Animal, Insect, & Rodent Control	7,809.00	School	164,000	Cancelled, Abated or Adjusted (1984)	
Other Welfare Services		Self-liquidating		Transfers to Foreclosed Property	4,333.80
RECREATION and CONSERVATION		Other	38,000	Balance December 31, 1984	36,873.65
Beaches and Boardwalks		Total	202,000	PROPERTY ACQUIRED BY DEED OR FORECLOSURE	
Parks, Playgrounds, Shade Trees		ISSUED AND OUTSTANDING		Balance January 1, 1984	240,411.20
Land Reclamation & Conservation		School	164,000.00	Transfers From Taxes or Liens	4,333.80
Other Recreational Services	1,000.00	Self-Liquidating		Sale for Cash (1984)	35,187.50
EDUCATION (excluding schools)		Other	38,000.00	Cancelled, Abated or Adjusted (1984)	
Libraries		Total	202,000.00	Balance December 31, 1984	209,557.50
Other Educational Services		EQUALIZED VALUATION BASIS FOR NET DEBT COMPUTATION	21,613,395	CURRENT FINANCES DECEMBER 31, 1984	
STATUTORY EXPENDITURES		REAL PROPERTY VALUATIONS		ASSETS	
Pensions & F. I. C. A.	24,541.00	Code Class # of Parcels % VAL'N		Cash Dec. 31, 1984	232,678.88
Employee Fringe Benefits	8,075.00	1 Vacant Land 437 10.21	2,791,800.00	Taxes Receivable	116,275.53
Other Statutory Expenditures	2,500.00	2 Residential 450 63.99	17,501,600.00	Tax Title Liens	36,873.65
CETA And Other Public Employment Programs		3 Farm 58 7.25	1,982,100.00	Foreclosed Property	209,557.50
MUNICIPAL FUNCTIONS TOTAL	419,025.00	4a Commercial 67 13.83	3,783,400.00	Emergencies & Other Deferred Charges	30,000.00
CAPITAL IMPROVEMENTS *MEMO*		4b Industrial 8 4.53	1,239,400.00	State and Federal Aid Receivable	
DEBT SERVICE		4c Apartments 1 .19	50,600.00	Other Receivables	458,253.95
Principal Payments	19,000.00	Total 1021	27,348,900.00	Total	1,083,639.51
Interest Payments	6,204.97	Land Area 8.00 Sq. Miles		LIABILITIES, RESERVES, AND SURPLUS	
DEFERRED CHARGES	11,408.48	Net Valuation Taxable-Municipal	28,601,686	Cash Liabilities	118,280.13
SCHOOL, COUNTY, SPECIAL DISTRICT TAXES	407,402.44	Net Valuation Taxable-County	26,616,424	Reserves for Receivables	820,960.63
RESERVE FOR UNCOLLECTED TAXES	131,017.75	State Equalized Valuation	23,853,408	Surplus Dec. 31, 1984	144,398.75
EXPENDITURES TOTAL	994,058.64	State Equalization Ratio	121.01	Total	1,083,639.51

1225
Population 1980 90,074
Population 1984 93,325
S & P Rating
Moody Rating AA

General Tax Rate Per \$100.
5.25
State Equalized Tax Rate
2.53

WOODBIDGE TWP. - MIDDLESEX COUNTY
Form of Government:
Mayor-Council Plan F (OMCL 50)
Number of Members on Governing Body - 9

PER CAPITA:
Gross Debt 446.60
Net Debt 439.07
Debt Service 55.12
Totl Tax Levy 755.99
Municipal Expenditures 371.16
PER CENT:
Gross Debt 1.71
Net Debt 1.68
Tax Levy Collected 97.77
Tax Levy Cancelled, Abated or Adjusted

EXPENDITURES		REVENUES-REALIZED		1984 PROPERTY TAX	
GENERAL GOVERNMENT		1984 Property Taxes Collected		STATE EQUALIZED TAX RATE	
Governing Body & Public Boards	124,631.00	68,951,803.77		Local District School Taxes	1.57
Municipal Clerk	198,156.00	1,536,955.93		Regional & Consolidated School Tax	
Financial Administration	165,390.00	2,407,549.28		School Taxes in Municipal Budget	
Assessment of Taxes	129,708.00	18,519,532.00		County Taxes	.70
Collection of Taxes	148,974.00	84,525.73		County Library Taxes	
Planning, Housing & Development	190,259.00	1,514,391.63		Local Municipal Purpose Taxes	.25
Human Resources	1,205,770.00	350,000.00		Veteran & Senior Citizen Taxes	
Elections		600,000.00		Total Taxes for Rate Computation	2.52
General Administration (other)	4,957,003.00	96,541,365.13		Special District Taxes	
JUDICIARY		97,141,365.13		Bank Corp. Taxes	
Municipal Courts	314,176.00	1,870,000.00		Added and Omitted Taxes	
PUBLIC SAFETY		2,702,150.74		Total Taxes Levied - ABSTRACT	
Fire Protection		19,660.78		Total Taxes Billed	
Police Protection	5,280,845.00	17,892.76		1984 TAXES COLLECTED	
Civil Defense & Disaster Control	14,004.00	1,997,130.20		1984 Taxes Cancelled, Abated or Adjusted	
Environmental Inspection & Control	354,168.00	664,379.39		Transfer to Tax Title Liens or Foreclosed	
Other Public Safety	2,543.00	3,087.61		Balance Outstanding Dec. 31, 1984	
PUBLIC WORKS		40,975,848			1,571,667.01
Streets and Drainage	2,489,440.00	454,000.00		PRIOR YEARS TAXES OUTSTANDING	
Sewers and Sewage Processing	2,206,761.00	120,000.00		Balance January 1, 1984	
Garbage and Trash Disposal	2,574,900.00	37,180,300.00		Collected in 1984	
Public Buildings and Grounds	218,705.00	37,754,300.00		Cancelled, Abated or Adjusted 1984	
Other Public Works		2,433,002,617		Transfers to Tax Title Liens or Foreclosed	
HEALTH and WELFARE		40,975,848		Balance December 31, 1984	
Health Services Except Environmental	853,882.50	4,052,393.25		TAX TITLE LIENS OUTSTANDING	
Welfare-Public Assistance	149,213.00	1,688,795.68		Balance January 1, 1984	
Hospitals, Clinics, First Aid	45,000.00	327,623.55		Transfer From Taxes	
Animal, Insect, & Rodent Control	50,000.00	1,481,181.45		Redeemed in 1984	
Other Welfare Services	78,879.00	1,481,181.45		Cancelled, Abated or Adjusted (1984)	
RECREATION and CONSERVATION		1,481,181.45		Transfers to Foreclosed Property	
Beaches and Boardwalks		4,052,393.25		Balance December 31, 1984	
Parks, Playgrounds, Shade Trees	1,111,190.00	1,688,795.68		PROPERTY ACQUIRED BY DEED OR	
Land Reclamation & Conservation	1,850.00	1,481,181.45		FORECLOSURE	
Other Recreational Services	10,811.00	1,481,181.45		Balance January 1, 1984	
EDUCATION (excluding schools)		1,481,181.45		Transfers From Taxes or Liens	
Libraries	1,950,000.00	1,481,181.45		Sale for Cash (1984)	
Other Educational Services	43,973.00	1,481,181.45		Cancelled, Abated or Adjusted (1984)	
STATUTORY EXPENDITURES		1,481,181.45		Balance December 31, 1984	
Pensions & F. I. C. A.	2,525,000.00	1,481,181.45		CURRENT FINANCES DECEMBER 31, 1984	
Employee Fringe Benefits		1,481,181.45		ASSETS	
Other Statutory Expenditures	25,000.00	1,481,181.45		Cash Dec. 31, 1984	
CETA And Other Public Employment Programs		1,481,181.45		Taxes Receivable	
MUNICIPAL FUNCTIONS		1,481,181.45		Tax Title Liens	
CAPITAL IMPROVEMENTS	1.00	1,481,181.45		Foreclosed Property	
DEBT SERVICE		1,481,181.45		Emergencies & Other Deferred Charges	
Principal Payments	2,739,900.00	1,481,181.45		State and Federal Aid Receivable	
Interest Payments	2,404,431.40	1,481,181.45		Other Receivables	
DEFERRED CHARGES		1,481,181.45		Total	
SCHOOL, COUNTY, SPECIAL DISTRICT TAXES	63,108,358.72	1,481,181.45		LIABILITIES, RESERVES, AND SURPLUS	
RESERVE FOR UNCOLLECTED TAXES	1,870,000.00	1,481,181.45		Cash Liabilities	
EXPENDITURES	97,746,921.62	1,481,181.45		Reserves for Receivables	
		1,481,181.45		Surplus Dec. 31, 1984	
		1,481,181.45		Total	

0822
Population 1980 10,353
Population 1984 10,266
S & P Rating
Moody Rating

General Tax Rate Per \$100.

2.51

State Equalized Tax Rate

2.44

WOODBURY CITY – GLOUCESTER COUNTY

Form of Government:

Special Charter (P.L. 1870 c. 271)

Number of Members on Governing Body – 9

PER CAPITA:

Gross Debt 147.90
Net Debt 51.50
Debt Service 25.39
Totql Tax Levy 507.46
Municipal Expenditures 333.88

PER CENT:

Gross Debt .82
Net Debt .29
Tax Levy Collected 95.35
Tax Levy Cancelled, Abated or Adjusted .21

EXPENDITURES		REVENUES-REALIZED		1984 PROPERTY TAX	
GENERAL GOVERNMENT				STATE EQUALIZED TAX RATE	
Governing Body & Public Boards	10,700.00	1984 Property Taxes Collected		Local District School Taxes	1.31
Municipal Clerk	46,900.00	1984 Payments in Lieu of Taxes		Regional & Consolidated School Tax	
Financial Administration	57,700.00	Delinquent Tax & Lien Collections		School Taxes in Municipal Budget	
Assessment of Taxes	43,000.00	Business Personalty Replacement Taxes		County Taxes	.61
Collection of Taxes	29,000.00	Taxes from Public Utilities		County Library Taxes	
Planning, Housing & Development	30,125.00	Other Miscellaneous Tax Revenues		Local Municipal Purpose Taxes	.51
Human Resources		State Aid Revenues		Veteran & Senior Citizen Taxes	
Elections	3,907.74	Federal Aid Revenues		Total Taxes for Rate Computation	2.43
General Administration (other)	285,555.00	State and Local Fiscal Assistance Act Utilized		Special District Taxes	
JUDICIARY		State and Local Fiscal Assistance Act Utilized		Bank Corp. Taxes	30,925.71
Municipal Courts	134,827.84	Sole of Acquired Property		Added and Omitted Taxes	57,786.70
PUBLIC SAFETY		Other Miscellaneous Revenues		Total Taxes Levied - ABSTRACT	5,209,534.36
Fire Protection	159,200.00	Total		Total Taxes Billed	5,196,041.23
Police Protection	829,573.41	Prior Years Surplus Appropriated		1984 TAXES COLLECTED	4,954,535.74
Civil Defense & Disaster Control	4,500.00	REVENUES TOTAL		1984 Taxes Cancelled, Abated or Adjusted	10,863.28
Environmental Inspection & Control	77,700.00	Reserve For Uncollected Taxes		Transfer to Tax Title Liens or Foreclosed	38,296.47
Other Public Safety		CAPITAL OUTLAY TOTAL		Balance Outstanding Dec. 31, 1984	192,345.74
PUBLIC WORKS				PRIOR YEARS TAXES OUTSTANDING	
Streets and Drainage	372,800.00	Public Enterprises		Balance January 1, 1984	204,410.07
Sewers and Sewage Processing		Recreation—Culture		Collected in 1984	180,861.27
Garbage and Trash Disposal	161,200.00	Public Works		Cancelled, Abated or Adjusted 1984	343.01
Public Buildings and Grounds	41,100.00	Buildings and Grounds		Transfers to Tax Title Liens or Foreclosed	6,131.25
Other Public Works		Library and Education		Balance December 31, 1984	17,074.54
HEALTH and WELFARE		Conservation		TAX TITLE LIENS OUTSTANDING	
Health Services Except Environmental	3,200.00	All Other		Balance January 1, 1984	96,760.63
Welfare-Public Assistance	20,400.00	CAPITAL DEBT AUTHORIZED, DECEMBER 31, 1984		Transfer From Taxes	45,332.51
Hospitals, Clinics, First Aid		ISSUED AND UNISSUED GROSS DEBT		Redeemed in 1984	21,522.79
Animal, Insect, & Rodent Control	2,500.00	SCHOOL		Cancelled, Abated or Adjusted (1984)	
Other Welfare Services		Self-liquidating		Transfers to Foreclosed Property	
RECREATION and CONSERVATION		Other		Balance December 31, 1984	120,570.35
Beaches and Boardwalks		Total		PROPERTY ACQUIRED BY DEED OR FORECLOSURE	
Parks, Playgrounds, Shade Trees	76,875.00	ISSUED AND OUTSTANDING		Balance January 1, 1984	90,605.00
Land Reclamation & Conservation	20,000.00	SCHOOL		Transfers From Taxes or Liens	
Other Recreational Services	12,850.00	Self-Liquidating		Sale for Cash (1984)	
EDUCATION (excluding schools)		Other		Cancelled, Abated or Adjusted (1984)	
Libraries	69,500.00	Total		Balance December 31, 1984	90,605.00
Other Educational Services		EQUALIZED VALUATION BASIS		CURRENT FINANCES DECEMBER 31, 1984	
STATUTORY EXPENDITURES		FOR NET DEBT COMPUTATION		ASSETS	
Pensions & F. I. C. A.	238,908.74	REAL PROPERTY VALUATIONS		Cash Dec. 31, 1984	1,459,377.68
Employee Fringe Benefits	84,000.00	Code Class # of Parcels % VAL'N		Taxes Receivable	209,420.28
Other Statutory Expenditures	6,000.00	1 Vacant Land 299 1.93		Tax Title Liens	120,570.35
CETA And Other Public Employment Programs		2 Residential 2889 73.35		Foreclosed Property	90,605.00
MUNICIPAL FUNCTIONS TOTAL	2,822,022.73	3 Farm		Emergencies & Other Deferred Charges	61,720.28
CAPITAL IMPROVEMENTS *MEMO*	15,000.00	4a Commercial 240 20.31		State and Federal Aid Receivable	
DEBT SERVICE		4b Industrial 7 .87		Other Receivables	88,581.37
Principal Payments	226,551.84	4c Apartments 19 3.54		Total	2,030,274.96
Interest Payments	34,121.75	Total 3454		LIABILITIES, RESERVES, AND SURPLUS	
DEFERRED CHARGES	35,162.65	Land Area 2.13 Sq. Miles		Cash Liabilities	377,171.06
SCHOOL, COUNTY, SPECIAL DISTRICT TAXES	4,056,380.72	Net Valuation Taxable-Municipal		Reserves for Receivables	500,894.29
RESERVE FOR UNCOLLECTED TAXES	309,746.47	Net Valuation Taxable-County		Surplus Dec. 31, 1984	1,152,209.61
EXPENDITURES TOTAL	7,483,986.16	State Equalized Valuation		Total	2,030,274.96
		State Equalization Ratio			

0823
 Population 1980 **3,460**
 Population 1984 **3,358**
 S & P Rating
 Moody Rating

General Tax Rate Per \$100. **3.36**
 State Equalized Tax Rate **2.45**

WOODBURY HGTS. BORO. - GLOU. CO.
Form of Government:
Borough Council
Number of Members on Governing Body - 6

PER CAPITA:
 Gross Debt **633.16**
 Net Debt **201.85**
 Debt Service **11.84**
 Total Tax Levy **612.20**
 Municipal Expenditures **256.12**

PER CENT:
 Gross Debt **2.71**
 Net Debt **.86**
 Tax Levy Collected **95.94**
 Tax Levy Cancelled, Abated or Adjusted

EXPENDITURES		REVENUES-REALIZED		1984 PROPERTY TAX	
GENERAL GOVERNMENT				STATE EQUALIZED TAX RATE → .46	
Governing Body & Public Boards		1984 Property Taxes Collected	1,969,280.55	Local District School Taxes	381,975.75
Municipal Clerk		1984 Payments in Lieu of Taxes		Regional & Consolidated School Tax	761,955.00
Financial Administration	26,320.00	Delinquent Tax & Lien Collections	103,797.26	School Taxes in Municipal Budget	
Assessment of Taxes	6,105.00	Business Personalty Replacement Taxes	41,968.00	County Taxes	.65 541,925.25
Collection of Taxes	9,414.07	Taxes from Public Utilities	227,115.00	County Library Taxes	.02 13,867.61
Planning, Housing & Development	5,504.20	Other Miscellaneous Tax Revenues		Local Municipal Purpose Taxes	.41 342,155.57
Human Resources		State Aid Revenues	25,583.67	Veteran & Senior Citizen Taxes	35,100.00
Elections	2,413.39	Federal Aid Revenues		Total Taxes for Rate Computation	2.45 2,076,979.18
General Administration (other)	103,522.65	State and Local Fiscal Assistance Act Utilized	15,680.56	Special District Taxes	
JUDICIARY		Sale of Acquired Property		Bank Corp. Taxes	8,114.30
Municipal Courts	15,650.00	Other Miscellaneous Revenues	106,103.32	Added and Omitted Taxes	5,778.09
PUBLIC SAFETY		Total	2,489,528.36	Total Taxes Levied - ABSTRACT	2,055,771.57
Fire Protection	25,079.00	Prior Years Surplus Appropriated	25,000.00	Total Taxes Billed	2,052,611.20
Police Protection	165,984.26	REVENUES TOTAL	2,514,528.36	1984 TAXES COLLECTED	1,969,280.55
Civil Defense & Disaster Control	747.21	Reserve For Uncollected Taxes	130,671.93	1984 Taxes Cancelled, Abated or Adjusted	
Environmental Inspection & Control	6,004.39			Transfer to Tax Title Liens or Foreclosed	11,811.09
Other Public Safety		CAPITAL OUTLAY TOTAL	32,233.03	Balance Outstanding Dec. 31, 1984	71,519.56
PUBLIC WORKS				PRIOR YEARS TAXES OUTSTANDING	
Streets and Drainage	121,005.48	Public Enterprises	32,233.03	Balance January 1, 1984	101,396.28
Sewers and Sewage Processing	4,000.00	Recreation—Culture		Collected in 1984	100,265.64
Garbage and Trash Disposal	53,000.00	Public Works		Cancelled, Abated or Adjusted 1984	
Public Buildings and Grounds	15,000.00	Buildings and Grounds		Transfers to Tax Title Liens or Foreclosed	
Other Public Works		Library and Education		Balance December 31, 1984	1,130.64
HEALTH and WELFARE		Conservation		TAX TITLE LIENS OUTSTANDING	
Health Services Except Environmental	203.54	All Other		Balance January 1, 1984	19,735.12
Welfare-Public Assistance	2,100.00	CAPITAL DEBT AUTHORIZED, DECEMBER 31, 1984		Transfer From Taxes	11,811.09
Hospitals, Clinics, First Aid		ISSUED AND UNISSUED GROSS DEBT NET DEBT		Redeemed in 1984	3,531.62
Animal, Insect, & Rodent Control	750.00	School	884,356	Cancelled, Abated or Adjusted (1984)	
Other Welfare Services		Self-liquidating	564,000	Transfers to Foreclosed Property	
RECREATION and CONSERVATION		Other	677,809	Balance December 31, 1984	28,014.59
Beaches and Boardwalks		Total	2,126,165	PROPERTY ACQUIRED BY DEED OR FORECLOSURE	
Parks, Playgrounds, Shade Trees	3,250.00	ISSUED AND OUTSTANDING		Balance January 1, 1984	144,750.22
Land Reclamation & Conservation		School	884,356.70	Transfers From Taxes or Liens	
Other Recreational Services	3,714.29	Self-Liquidating	505,559.00	Sale for Cash (1984)	19,711.10
EDUCATION (excluding schools)		Other	1,389,915.70	Cancelled, Abated or Adjusted (1984)	
Libraries		Total		Balance December 31, 1984	125,039.12
Other Educational Services		EQUALIZED VALUATION BASIS FOR NET DEBT COMPUTATION	78,444,825	CURRENT FINANCES DECEMBER 31, 1984	
STATUTORY EXPENDITURES		REAL PROPERTY VALUATIONS		ASSETS	
Pensions & F. I. C. A.	22,532.60	Code Class # of Parcels % VAL'N		Cash Dec. 31, 1984	313,271.65
Employee Fringe Benefits		1 Vacant Land 184 3.35	2,019,400.00	Taxes Receivable	72,650.20
Other Statutory Expenditures	4,000.00	2 Residential 984 70.42	42,386,900.00	Tax Title Liens	28,014.59
CETA And Other Public Employment Programs		3 Farm		Foreclosed Property	125,039.12
MUNICIPAL FUNCTIONS TOTAL	596,300.08	4a Commercial 63 18.77	11,296,100.00	Emergencies & Other Deferred Charges	31,432.04
CAPITAL IMPROVEMENTS *MEMO*	2,000.00	4b Industrial 7 7.18	4,321,400.00	State and Federal Aid Receivable	11,176.92
DEBT SERVICE		4c Apartments 3 .28	171,500.00	Other Receivables	110,558.59
Principal Payments	7,490.00	Total 1241	60,195,300.00	Total	692,143.11
Interest Payments	32,284.86	Land Area 1.23 Sq. Miles		LIABILITIES, RESERVES, AND SURPLUS	
DEFERRED CHARGES	93,312.01	Net Valuation Taxable-Municipal	60,917,652	Cash Liabilities	174,164.72
SCHOOL, COUNTY, SPECIAL DISTRICT TAXES	1,699,723.61	Net Valuation Taxable-County	81,252,669	Reserves for Receivables	336,262.50
RESERVE FOR UNCOLLECTED TAXES	130,671.93	State Equalized Valuation	83,385,494	Surplus Dec. 31, 1984	181,715.89
EXPENDITURES TOTAL	2,559,782.49	State Equalization Ratio	72.82	Total	692,143.11

0268
Population 1980 5,644
Population 1984 5,588
S & P Rating
Moody Rating A

General Tax Rate Per \$100.

State Equalized Tax Rate
2.17
2.14

WOODCLIFF LAKE BORO. - BERGEN CO.

Form of Government:

Borough Council

Number of Members on Governing Body - 6

PER CAPITA:

Gross Debt 1,030.23
Net Debt 954.56
Debt Service 144.38
Total Tax Levy 1,455.01
Municipal Expenditures 627.73

PER CENT:

Gross Debt 1.71
Net Debt 1.58
Tax Levy Collected 98.46
Tax Levy Cancelled, Abated or Adjusted .46

EXPENDITURES		REVENUES-REALIZED		1984 PROPERTY TAX	
GENERAL GOVERNMENT				STATE EQUALIZED TAX RATE	
Governing Body & Public Boards		1984 Property Taxes Collected	7,997,266.28	Local District School Taxes .65	2,444,513.50
Municipal Clerk		1984 Payments in Lieu of Taxes		Regional & Consolidated School Tax .58	2,187,180.30
Financial Administration	79,500.00	Delinquent Tax & Lien Collections	302,123.79	School Taxes in Municipal Budget	
Assessment of Taxes	12,250.00	Business Personalty Replacement Taxes	47,800.60	County Taxes .36	1,360,488.64
Collection of Taxes	19,630.00	Taxes from Public Utilities	481,658.00	County Library Taxes	
Planning, Housing & Development	26,050.00	Other Miscellaneous Tax Revenues		Local Municipal Purpose Taxes .56	2,103,681.70
Human Resources		State Aid Revenues	37,987.88	Veteran & Senior Citizen Taxes	30,350.00
Elections	950.00	Federal Aid Revenues		Total Taxes for Rate Computation 2.15	8,126,214.14
General Administration (other)	398,362.13	State and Local Fiscal Assistance Act Utilized	57,186.16	Special District Taxes	
JUDICIARY		Sale of Acquired Property		Bank Corp. Taxes	11,137.42
Municipal Courts	29,057.00	Other Miscellaneous Revenues	396,499.32	Added and Omitted Taxes	23,589.78
PUBLIC SAFETY		Total	9,320,522.03	Total Taxes Levied - ABSTRACT	8,130,591.34
Fire Protection	68,460.00	Prior Years Surplus Appropriated	500,000.00	Total Taxes Billed	8,121,969.37
Police Protection	742,543.00	REVENUES TOTAL	9,820,522.03	1984 TAXES COLLECTED	7,997,266.28
Civil Defense & Disaster Control		Reserve For Uncollected Taxes	229,000.00	1984 Taxes Cancelled, Abated or Adjusted	37,368.48
Environmental Inspection & Control	30,691.00			Transfer to Tax Title Liens or Foreclosed	
Other Public Safety		CAPITAL OUTLAY TOTAL	14,842.42	Balance Outstanding Dec. 31, 1984	87,334.61
PUBLIC WORKS				PRIOR YEARS TAXES OUTSTANDING	
Streets and Drainage	162,500.00	Public Enterprises		Balance January 1, 1984	289,919.42
Sewers and Sewage Processing	378,998.00	Recreation—Culture	10,157.05	Collected in 1984	289,919.42
Garbage and Trash Disposal		Public Works	4,685.37	Cancelled, Abated or Adjusted 1984	
Public Buildings and Grounds	29,825.00	Buildings and Grounds		Transfers to Tax Title Liens or Foreclosed	
Other Public Works	230,435.00	Library and Education		Balance December 31, 1984	
HEALTH and WELFARE		Conservation		TAX TITLE LIENS OUTSTANDING	
Health Services Except Environmental	18,783.00	All Other		Balance January 1, 1984	13,782.73
Welfare-Public Assistance	150.00			Transfer From Taxes	
Hospitals, Clinics, First Aid		CAPITAL DEBT AUTHORIZED, DECEMBER 31, 1984		Redeemed in 1984	12,204.37
Animal, Insect, & Rodent Control		ISSUED AND UNISSUED GROSS DEBT		Cancelled, Abated or Adjusted (1984)	
Other Welfare Services		School 422,844		Transfers to Foreclosed Property	
RECREATION and CONSERVATION		Self-liquidating 5,334,058	5,334,058	Balance December 31, 1984	1,578.36
Beaches and Boardwalks		Other 5,756,902	5,334,058	PROPERTY ACQUIRED BY DEED OR	
Parks, Playgrounds, Shade Trees	40,040.00	Total	5,756,902	FORECLOSURE	
Land Reclamation & Conservation				Balance January 1, 1984	950.00
Other Recreational Services	43,100.00	ISSUED AND OUTSTANDING		Transfers From Taxes or Liens	
EDUCATION (excluding schools)		School 422,844.66		Sale for Cash (1984)	
Libraries		Self-Liquidating 5,334,058.15		Cancelled, Abated or Adjusted (1984)	
Other Educational Services		Other 5,756,902.81		Balance December 31, 1984	950.00
STATUTORY EXPENDITURES		Total	5,756,902.81	CURRENT FINANCES DECEMBER 31, 1984	
Pensions & F. I. C. A.	149,319.00	EQUALIZED VALUATION BASIS		ASSETS	
Employee Fringe Benefits		FOR NET DEBT COMPUTATION	337,281,312	Cash Dec. 31, 1984	1,177,509.28
Other Statutory Expenditures	500.00	REAL PROPERTY VALUATIONS		Taxes Receivable	87,334.61
CETA And Other Public Employment Programs		Code Class # of Parcels % VAL'N		Tax Title Liens	1,578.36
MUNICIPAL FUNCTIONS		1 Vacant Land 111 2.64	9,782,900.00	Foreclosed Property	950.00
CAPITAL IMPROVEMENTS *MEMO*	5,000.00	2 Residential 1620 75.05	277,788,500.00	Emergencies & Other Deferred Charges	32,400.00
DEBT SERVICE		3 Farm 20 .43	1,577,900.00	State and Federal Aid Receivable	1,006.91
Principal Payments	482,186.16	4a Commercial 43 21.88	80,981,300.00	Other Receivables	5,467.03
Interest Payments	324,606.83	4b Industrial		Total	1,306,246.19
		4c Apartments		LIABILITIES, RESERVES, AND SURPLUS	
		Total 1794	370,130,600.00	Cash Liabilities	461,956.73
		Land Area 3.75 Sq. Miles		Reserves for Receivables	95,330.00
DEFERRED CHARGES		Net Valuation Taxable-Municipal	373,197,216	Surplus Dec. 31, 1984	748,959.46
SCHOOL, COUNTY, SPECIAL DISTRICT TAXES	5,992,182.44	Net Valuation Taxable-County	345,504,283		
RESERVE FOR UNCOLLECTED TAXES	229,000.00	State Equalized Valuation	378,534,579		
EXPENDITURES		State Equalization Ratio	98.58		
TOTAL	9,499,918.56			Total	1,306,246.19

0339

Population 1980 2,285
 Population 1984 2,023
 S & P Rating
 Moody Rating

General Tax Rate Per \$100.

1.88

State Equalized Tax Rate

1.54

WOODLAND TWP. - BURLINGTON CO.**Form of Government:****Township Committee****Number of Members on Governing Body - 3**

PER CAPITA:

Gross Debt 93.18

Net Debt 70.44

Debt Service

Total Tax Levy 268.32

Municipal Expenditures 331.61

PER CENT:

Gross Debt .52

Net Debt .39

Tax Levy Collected 83.87

Tax Levy Cancelled, Abated
or Adjusted .66

EXPENDITURES		REVENUES-REALIZED		1984 PROPERTY TAX	
GENERAL GOVERNMENT				STATE EQUALIZED TAX RATE	
Governing Body & Public Boards		1984 Property Taxes Collected	455,497.15	Local District School Taxes .87	305,634.00
Municipal Clerk		1984 Payments in Lieu of Taxes	62,986.68	Regional & Consolidated School Tax	
Financial Administration	23,200.00	Delinquent Tax & Lien Collections	108,186.21	School Taxes in Municipal Budget	
Assessment of Taxes	19,760.00	Business Personalty Replacement Taxes	6,643.40	County Taxes .55	193,038.01
Collection of Taxes	23,079.79	Taxes from Public Utilities	72,958.00	County Library Taxes .03	11,415.18
Planning, Housing & Development	7,340.00	Other Miscellaneous Tax Revenues		Local Municipal Purpose Taxes .09	32,731.85
Human Resources		State Aid Revenues	281,327.93	Veteran & Senior Citizen Taxes	12,100.00
Elections		Federal Aid Revenues		Total Taxes for Rate Computation 1.54	554,919.04
General Administration (other)	86,839.00	State and Local Fiscal Assistance Act Utilized	28,198.53	Special District Taxes	
JUDICIARY		Sale of Acquired Property		Bank Corp. Taxes	
Municipal Courts	21,733.00	Other Miscellaneous Revenues	104,099.68	Added and Omitted Taxes	
PUBLIC SAFETY		Total	1,119,897.58	Total Taxes Levied - ABSTRACT	542,819.04
Fire Protection	20,600.00	Prior Years Surplus Appropriated	68,000.00	Total Taxes Billed	543,108.24
Police Protection	10,000.00	REVENUES TOTAL	1,187,897.58	1984 TAXES COLLECTED	455,497.15
Civil Defense & Disaster Control	500.00	Reserve For Uncollected Taxes	128,601.49	1984 Taxes Cancelled, Abated or Adjusted	3,597.59
Environmental Inspection & Control	3,213.29			Transfer to Tax Title Liens or Foreclosed	19,230.95
Other Public Safety				Balance Outstanding Dec. 31, 1984	64,782.55
PUBLIC WORKS		CAPITAL OUTLAY TOTAL		PRIOR YEARS TAXES OUTSTANDING	
Streets and Drainage	56,700.00	Public Enterprises		Balance January 1, 1984	126,635.83
Sewers and Sewage Processing		Recreation—Culture		Collected in 1984	101,310.98
Garbage and Trash Disposal	28,452.00	Public Works		Cancelled, Abated or Adjusted 1984	4.97
Public Buildings and Grounds	4,200.00	Buildings and Grounds		Transfers to Tax Title Liens or Foreclosed	6,612.80
Other Public Works		Library and Education		Balance December 31, 1984	18,707.08
HEALTH and WELFARE		Conservation		TAX TITLE LIENS OUTSTANDING	
Health Services Except Environmental	2,654.00	All Other		Balance January 1, 1984	222,219.22
Welfare-Public Assistance	5,900.14			Transfer From Taxes	31,610.18
Hospitals, Clinics, First Aid				Redeemed in 1984	6,875.23
Animal, Insect, & Rodent Control	7,000.00			Cancelled, Abated or Adjusted (1984)	
Other Welfare Services				Transfers to Foreclosed Property	
RECREATION and CONSERVATION				Balance December 31, 1984	246,954.17
Beaches and Boardwalks				PROPERTY ACQUIRED BY DEED OR	
Parks, Playgrounds, Shade Trees	6,000.00			FORECLOSURE	
Land Reclamation & Conservation				Balance January 1, 1984	33,600.00
Other Recreational Services				Transfers From Taxes or Liens	
EDUCATION (excluding schools)				Sale for Cash (1984)	
Libraries				Cancelled, Abated or Adjusted (1984)	
Other Educational Services	189,000.00			Balance December 31, 1984	33,600.00
STATUTORY EXPENDITURES				CURRENT FINANCES DECEMBER 31, 1984	
Pensions & F. I. C. A.	18,500.00			ASSETS	
Employee Fringe Benefits	5,000.00			Cash Dec. 31, 1984	594,469.36
Other Statutory Expenditures	2,500.00			Taxes Receivable	83,489.63
CETA And Other Public Employment Programs				Tax Title Liens	246,954.17
MUNICIPAL FUNCTIONS TOTAL	542,171.22			Foreclosed Property	33,600.00
CAPITAL IMPROVEMENTS *MEMO*				Emergencies & Other Deferred Charges	222.27
DEBT SERVICE				State and Federal Aid Receivable	
Principal Payments				Other Receivables	6,103.89
Interest Payments				Total	964,839.32
DEFERRED CHARGES	65.06			LIABILITIES, RESERVES, AND SURPLUS	
SCHOOL, COUNTY, SPECIAL DISTRICT TAXES	510,087.17			Cash Liabilities	323,297.44
RESERVE FOR UNCOLLECTED TAXES	128,601.49			Reserves for Receivables	370,147.69
EXPENDITURES TOTAL	1,180,924.96			Surplus Dec. 31, 1984	271,394.19
				Total	964,839.32

0437
Population 1980 2,578
Population 1984 2,614
S & P Rating
Moody Rating

General Tax Rate Per \$100. 7.68
State Equalized Tax Rate 4.02

WOODLYNNE BOROUGH – CAMDEN CO.
Form of Government:
Borough Council
Number of Members on Governing Body – 6

PER CAPITA:
Gross Debt 266.45
Net Debt 189.94
Debt Service 27.89
Total Tax Levy 461.44
Municipal Expenditures 268.12
PER CENT:
Gross Debt 2.47
Net Debt 1.76
Tax Levy Collected 96.14
Tax Levy Cancelled, Abated or Adjusted .13

EXPENDITURES		REVENUES-REALIZED		1984 PROPERTY TAX	
GENERAL GOVERNMENT				STATE EQUALIZED TAX RATE → 4.58	
Governing Body & Public Boards		1984 Property Taxes Collected	1,159,548.36	Local District School Taxes	471,684.00
Municipal Clerk		1984 Payments in Lieu of Taxes		Regional & Consolidated School Tax	
Financial Administration	10,500.00	Delinquent Tax & Lien Collections	58,466.60	School Taxes in Municipal Budget	
Assessment of Taxes	3,050.00	Business Personalty Replacement Taxes	9,409.52	County Taxes	1.12 335,132.00
Collection of Taxes	460.00	Taxes from Public Utilities	94,716.00	County Library Taxes	.03 7,685.00
Planning, Housing & Development		Other Miscellaneous Tax Revenues		Local Municipal Purpose Taxes	1.30 388,800.00
Human Resources		State Aid Revenues	53,386.11	Veteran & Senior Citizen Taxes	57,050.00
Elections	2,960.00	Federal Aid Revenues		Total Taxes for Rate Computation	4.03 1,260,351.00
General Administration (other)	95,565.09	State and Local Fiscal Assistance Act Utilized	19,260.00	Special District Taxes	
JUDICIARY		Sale of Acquired Property	3,000.00	Bank Corp. Taxes	408.90
Municipal Courts	7,908.00	Other Miscellaneous Revenues	51,956.05	Added and Omitted Taxes	2,481.29
PUBLIC SAFETY		Total	1,449,742.54	Total Taxes Levied - ABSTRACT	1,206,191.19
Fire Protection	9,600.00	Prior Years Surplus Appropriated	90,000.00	Total Taxes Billed	1,206,088.31
Police Protection	164,950.00	REVENUES TOTAL	1,539,742.64	1984 TAXES COLLECTED	1,159,548.36
Civil Defense & Disaster Control	250.00	Reserve For Uncollected Taxes	67,047.69	1984 Taxes Cancelled, Abated or Adjusted	1,536.40
Environmental Inspection & Control	4,300.00			Transfer to Tax Title Liens or Foreclosed	3,145.78
Other Public Safety				Balance Outstanding Dec. 31, 1984	41,857.77
PUBLIC WORKS		CAPITAL OUTLAY TOTAL	2,280.00	PRIOR YEARS TAXES OUTSTANDING	
Streets and Drainage	73,148.59	Public Enterprises		Balance January 1, 1984	44,068.48
Sewers and Sewage Processing	20,660.00	Recreation—Culture		Collected in 1984	43,572.03
Garbage and Trash Disposal	58,543.13	Public Works	2,060.00	Cancelled, Abated or Adjusted 1984	
Public Buildings and Grounds	27,500.00	Buildings and Grounds	220.00	Transfers to Tax Title Liens or Foreclosed	420.03
Other Public Works		Library and Education		Balance December 31, 1984	76.42
HEALTH and WELFARE		Conservation		TAX TITLE LIENS OUTSTANDING	
Health Services Except Environmental		All Other		Balance January 1, 1984	17,682.98
Welfare-Public Assistance	9,700.00			Transfer From Taxes	3,720.88
Hospitals, Clinics, First Aid		CAPITAL DEBT AUTHORIZED, DECEMBER 31, 1984		Redeemed in 1984	14,894.57
Animal, Insect, & Rodent Control		ISSUED AND UNISSUED GROSS DEBT NET DEBT		Cancelled, Abated or Adjusted (1984)	
Other Welfare Services		School 200,000		Transfers to Foreclosed Property	
RECREATION and CONSERVATION		Self-liquidating		Balance December 31, 1984	6,509.29
Beaches and Boardwalks		Other 496,495	496,495	PROPERTY ACQUIRED BY DEED OR FORECLOSURE	
Parks, Playgrounds, Shade Trees	6,500.00	Total 696,495	496,495	Balance January 1, 1984	29,500.00
Land Reclamation & Conservation				Transfers From Taxes or Liens	
Other Recreational Services	5,750.00	ISSUED AND OUTSTANDING		Sale for Cash (1984)	3,000.00
EDUCATION (excluding schools)		School 200,000.00		Cancelled, Abated or Adjusted (1984)	5,000.00
Libraries	2,350.00	Self-Liquidating		Balance December 31, 1984	21,500.00
Other Educational Services		Other 479,250.00		CURRENT FINANCES DECEMBER 31, 1984	
STATUTORY EXPENDITURES		Total 679,250.00		ASSETS	
Pensions & F. I. C. A.	41,220.00	EQUALIZED VALUATION BASIS FOR NET DEBT COMPUTATION	28,192,107	Cash Dec. 31, 1984	225,177.26
Employee Fringe Benefits	12,700.00	REAL PROPERTY VALUATIONS		Taxes Receivable	41,934.19
Other Statutory Expenditures	1,000.00	Code Class # of Parcels % VAL'N		Tax Title Liens	6,509.29
CETA And Other Public Employment Programs		1 Vacant Land 17 2.30	358,100.00	Foreclosed Property	21,500.00
MUNICIPAL FUNCTIONS TOTAL	558,614.81	2 Residential 871 86.46	13,468,850.00	Emergencies & Other Deferred Charges	5,400.00
CAPITAL IMPROVEMENTS *MEMO*	1,000.00	3 Farm		State and Federal Aid Receivable	
DEBT SERVICE		4a Commercial 39 9.50	1,479,850.00	Other Receivables	7,439.84
Principal Payments	39,500.00	4b Industrial		Total	307,960.58
Interest Payments	33,402.50	4c Apartments 7 1.74	271,750.00	LIABILITIES, RESERVES, AND SURPLUS	
		Total 934	15,578,550.00	Cash Liabilities	82,614.37
DEFERRED CHARGES	2,300.00	Land Area .22 Sq. Miles		Reserves for Receivables	77,383.32
SCHOOL, COUNTY, SPECIAL DISTRICT TAXES	814,501.00	Net Valuation Taxable-Municipal	15,667,884	Surplus Dec. 31, 1984	147,962.89
RESERVE FOR UNCOLLECTED TAXES	67,047.69	Net Valuation Taxable-County	28,403,644		
EXPENDITURES TOTAL	1,515,366.00	State Equalized Valuation	29,859,160		
		State Equalization Ratio	52.33		

1715
Population 1980 3,250
Population 1984 3,291
S & P Rating
Moody Rating

General Tax Rate Per \$100. 3.01
State Equalized Tax Rate 2.82

WOODSTOWN BORO. - SALEM CO.
Form of Government:
Borough Council
Number of Members on Governing Body - 6

PER CAPITA:
Gross Debt 514.10
Net Debt 36.46
Debt Service 12.26
Total Tax Levy 496.56
Municipal Expenditures 251.52
PER CENT:
Gross Debt 3.27
Net Debt .23
Tax Levy Collected 91.62
Tax Levy Cancelled, Abated or Adjusted .70

EXPENDITURES		REVENUES-REALIZED		1984 PROPERTY TAX	
GENERAL GOVERNMENT		1984 Property Taxes Collected		STATE EQUALIZED TAX RATE	
Governing Body & Public Boards		1,477,247.91		Local District School Taxes	
Municipal Clerk		1984 Payments in Lieu of Taxes		Regional & Consolidated School Tax 1.57	
Financial Administration	14,800.00	132,970.37		School Taxes in Municipal Budget	
Assessment of Taxes	10,300.00	21,686.64		County Taxes .76	
Collection of Taxes	11,110.00	130,564.00		County Library Taxes	
Planning, Housing & Development	10,160.00	Other Miscellaneous Tax Revenues		Local Municipal Purpose Taxes .49	
Human Resources	1,200.00	63,017.95		Veteran & Senior Citizen Taxes	
Elections	600.00	Federal Aid Revenues		Total Taxes for Rate Computation 2.82	
General Administration (other)	80,138.02	State and Local Fiscal Assistance Act Utilized		Special District Taxes	
JUDICIARY		13,097.83		Bank Corp. Taxes	
Municipal Courts	25,400.00	Sale of Acquired Property		Added and Omitted Taxes	
PUBLIC SAFETY		Other Miscellaneous Revenues		Total Taxes Levied - ABSTRACT	
Fire Protection	20,100.00	147,848.09		Total Taxes Billed	
Police Protection	194,459.33	Prior Years Surplus Appropriated		1984 TAXES COLLECTED	
Civil Defense & Disaster Control	500.00	REVENUES TOTAL		1984 Taxes Cancelled, Abated or Adjusted	
Environmental Inspection & Control	6,400.00	Reserve For Uncollected Taxes		Transfer to Tax Title Liens or Foreclosed	
Other Public Safety		CAPITAL OUTLAY TOTAL		Balance Outstanding Dec. 31, 1984	
PUBLIC WORKS		9,000.00		PRIOR YEARS TAXES OUTSTANDING	
Streets and Drainage	77,430.00	Public Enterprises		Balance January 1, 1984	
Sewers and Sewage Processing		Recreation—Culture		Collected in 1984	
Garbage and Trash Disposal	54,600.00	Public Works		Cancelled, Abated or Adjusted 1984	
Public Buildings and Grounds	27,285.00	Buildings and Grounds		Transfers to Tax Title Liens or Foreclosed	
Other Public Works		Library and Education		Balance December 31, 1984	
HEALTH and WELFARE		Conservation		TAX TITLE LIENS OUTSTANDING	
Health Services Except Environmental	775.00	All Other		Balance January 1, 1984	
Welfare-Public Assistance	2,425.00	CAPITAL DEBT AUTHORIZED, DECEMBER 31, 1984		Transfer From Taxes	
Hospitals, Clinics, First Aid	1,000.00	ISSUED AND UNISSUED GROSS DEBT NET DEBT		Redeemed in 1984	
Animal, Insect, & Rodent Control	1,950.00	School 1,451,909		Cancelled, Abated or Adjusted (1984)	
Other Welfare Services		Self-liquidating 120,000		Transfers to Foreclosed Property	
RECREATION and CONSERVATION		Other 120,000		Balance December 31, 1984	
Beaches and Boardwalks		Total 1,691,909		PROPERTY ACQUIRED BY DEED OR FORECLOSURE	
Parks, Playgrounds, Shade Trees	4,500.00	ISSUED AND OUTSTANDING		Balance January 1, 1984	
Land Reclamation & Conservation		School 1,451,909.84		Transfers From Taxes or Liens	
Other Recreational Services	1,000.00	Self-Liquidating 120,000.00		Sale for Cash (1984)	
EDUCATION (excluding schools)		Other 120,000.00		Cancelled, Abated or Adjusted (1984)	
Libraries	2,400.00	Total 1,691,909.84		Balance December 31, 1984	
Other Educational Services		EQUALIZED VALUATION BASIS		CURRENT FINANCES DECEMBER 31, 1984	
STATUTORY EXPENDITURES		FOR NET DEBT COMPUTATION		ASSETS	
Pensions & F. I. C. A.	49,800.00	REAL PROPERTY VALUATIONS		Cash Dec. 31, 1984	
Employee Fringe Benefits	22,200.00	Code Class # of Parcels % VAL'N ASSESSED VALUATION		Taxes Receivable	
Other Statutory Expenditures	1,200.00	1 Vacant Land 116 1.87 969,200.00		Tax Title Liens	
CETA And Other Public Employment Programs		2 Residential 904 79.53 41,134,000.00		Foreclosed Property	
MUNICIPAL FUNCTIONS TOTAL	621,732.35	3 Farm 20 .22 115,800.00		Emergencies & Other Deferred Charges	
CAPITAL IMPROVEMENTS *MCMQ*	20,000.00	4a Commercial 80 15.05 7,786,000.00		State and Federal Aid Receivable	
DEBT SERVICE		4b Industrial		Other Receivables	
Principal Payments	31,378.00	4c Apartments 5 3.32 1,715,100.00		Total	
Interest Payments	8,975.40	Total 1125 51,720,100.00		LIABILITIES, RESERVES, AND SURPLUS	
DEFERRED CHARGES	5,365.00	Land Area 1.56 Sq. Miles		Cash Liabilities	
SCHOOL, COUNTY, SPECIAL DISTRICT TAXES	1,328,309.07	Net Valuation Taxable-Municipal		Reserves for Receivables	
RESERVE FOR UNCOLLECTED TAXES	160,300.00	Net Valuation Taxable-County		Surplus Dec. 31, 1984	
EXPENDITURES TOTAL	2,156,059.82	State Equalized Valuation		Total	
		State Equalization Ratio 93.67			

General Tax Rate Per \$100.	3.04
State Equalized Tax Rate	2.36

Form of Government:
Township Committee
Number of Members on Governing Body – 3

1984 PROPERTY TAX		
STATE EQUALIZED TAX RATE		
Local District School Taxes	.89	364,494.16
Regional & Consolidated School Tax	.68	279,888.72
School Taxes in Municipal Budget		
County Taxes	.70	285,189.05
County Library Taxes	.02	7,297.87
Local Municipal Purpose Taxes	.07	28,000.00
Veteran & Senior Citizen Taxes		10,000.00
Total Taxes for Rate Computation	2.36	974,869.80
Special District Taxes		
Bank Corp. Taxes		
Added and Omitted Taxes		33,378.44
Total Taxes Levied - ABSTRACT		998,248.24
Total Taxes Billed		1,000,344.22
1984 TAXES COLLECTED		
1984 Taxes Cancelled, Abated or Adjusted		
Transfer to Tax Title Liens or Foreclosed		462.08
Balance Outstanding Dec. 31, 1984		50,798.27
PRIOR YEARS TAXES OUTSTANDING		
Balance January 1, 1984		51,593.24
Collected in 1984		36,523.12
Cancelled, Abated or Adjusted 1984		
Transfers to Tax Title Liens or Foreclosed		
Balance December 31, 1984		15,070.12
TAX TITLE LIENS OUTSTANDING		
Balance January 1, 1984		4,559.41
Transfer From Taxes		462.08
Redeemed in 1984		1,815.16
Cancelled, Abated or Adjusted (1984)		
Transfers to Foreclosed Property		
Balance December 31, 1984		3,206.33
PROPERTY ACQUIRED BY DEED OR FORECLOSURE		
Balance January 1, 1984		3,600.00
Transfers From Taxes or Liens		
Sale for Cash (1984)		
Cancelled, Abated or Adjusted (1984)		
Balance December 31, 1984		3,600.00
CURRENT FINANCES DECEMBER 31, 1984		
ASSETS		
Cash Dec. 31, 1984		323,152.01
Taxes Receivable		65,868.39
Tax Title Liens		3,206.33
Foreclosed Property		3,600.00
Emergencies & Other Deferred Charges		12,000.00
State and Federal Aid Receivable		6,681.11
Other Receivables		5,602.79
Total		420,110.63
LIABILITIES, RESERVES, AND SURPLUS		
Cash Liabilities		80,233.91
Reserves for Receivables		78,277.51
Surplus Dec. 31, 1984		261,599.21
Total		420,110.63

EXPENDITURES		REVENUES-REALIZED		1984 PROPERTY TAX	
GENERAL GOVERNMENT				STATE EQUALIZED TAX RATE	
Governing Body & Public Boards		1984 Property Taxes Collected	949,083.14	Local District School Taxes	.89
Municipal Clerk	8,155.00	1984 Payments in Lieu of Taxes		Regional & Consolidated School Tax	.68
Financial Administration	11,713.89	Delinquent Tax & Lien Collections	38,338.23	School Taxes in Municipal Budget	
Assessment of Taxes	6,348.61	Business Personalty Replacement Taxes	59,527.88	County Taxes	.70
Collection of Taxes	6,718.84	Taxes from Public Utilities	191,456.00	County Library Taxes	.02
Planning, Housing & Development		Other Miscellaneous Tax Revenues		Local Municipal Purpose Taxes	.07
Human Resources	770.75	State Aid Revenues	7,752.63	Veteran & Senior Citizen Taxes	
Elections	51,925.23	Federal Aid Revenues	4,677.62	Total Taxes for Rate Computation	2.36
General Administration (other)		State and Local Fiscal Assistance Act Utilized		Special District Taxes	
JUDICIARY		Sale of Acquired Property		Bank Corp. Taxes	
Municipal Courts	21,622.00	Other Miscellaneous Revenues	64,871.32	Added and Omitted Taxes	
PUBLIC SAFETY		Total	1,315,705.87	Total Taxes Levied - ABSTRACT	
Fire Protection	26,500.00	Prior Years Surplus Appropriated	133,966.54	Total Taxes Billed	1,000,344.22
Police Protection	170,243.98	REVENUES TOTAL	1,449,673.41	1984 TAXES COLLECTED	949,083.14
Civil Defense & Disaster Control		Reserve For Uncollected Taxes	52,680.00	1984 Taxes Cancelled, Abated or Adjusted	
Environmental Inspection & Control	28,726.95			Transfer to Tax Title Liens or Foreclosed	462.08
Other Public Safety		CAPITAL OUTLAY TOTAL		Balance Outstanding Dec. 31, 1984	50,798.27
PUBLIC WORKS				PRIOR YEARS TAXES OUTSTANDING	
Streets and Drainage	44,720.00	Public Enterprises		Balance January 1, 1984	51,593.24
Sewers and Sewage Processing		Recreation—Culture		Collected in 1984	36,523.12
Garbage and Trash Disposal	12,500.00	Public Works		Cancelled, Abated or Adjusted 1984	
Public Buildings and Grounds	7,060.00	Buildings and Grounds		Transfers to Tax Title Liens or Foreclosed	
Other Public Works		Library and Education		Balance December 31, 1984	15,070.12
HEALTH and WELFARE		Conservation		TAX TITLE LIENS OUTSTANDING	
Health Services Except Environmental	475.00	All Other		Balance January 1, 1984	4,559.41
Welfare-Public Assistance	1,630.00			Transfer From Taxes	462.08
Hospitals, Clinics, First Aid		CAPITAL DEBT AUTHORIZED, DECEMBER 31, 1984		Redeemed in 1984	1,815.16
Animal, Insect, & Rodent Control	1,628.67	ISSUED AND UNISSUED	GROSS DEBT	Cancelled, Abated or Adjusted (1984)	
Other Welfare Services		School	114,225	Transfers to Foreclosed Property	
RECREATION and CONSERVATION		Self-liquidating		Balance December 31, 1984	3,206.33
Beaches and Boardwalks		Other		PROPERTY ACQUIRED BY DEED OR	
Parks, Playgrounds, Shade Trees	650.00	Total	114,225	FORECLOSURE	
Land Reclamation & Conservation		ISSUED AND OUTSTANDING		Balance January 1, 1984	3,600.00
Other Recreational Services		School		Transfers From Taxes or Liens	
EDUCATION (excluding schools)		Self-Liquidating		Sale for Cash (1984)	
Libraries	300.00	Other		Cancelled, Abated or Adjusted (1984)	
Other Educational Services		Total		Balance December 31, 1984	3,600.00
STATUTORY EXPENDITURES		EQUALIZED VALUATION BASIS		CURRENT FINANCES DECEMBER 31, 1984	
Pensions & F. I. C. A.	33,375.00	FOR NET DEBT COMPUTATION	36,178,305	ASSETS	
Employee Fringe Benefits		REAL PROPERTY VALUATIONS		Cash Dec. 31, 1984	323,152.01
Other Statutory Expenditures	2,050.00	Code Class # of Parcels % VAL'N	ASSESSED VALUATION	Taxes Receivable	65,868.39
CETA And Other Public Employment Programs		1 Vacant Land 154 5.11	1,561,100.00	Tax Title Liens	3,206.33
MUNICIPAL FUNCTIONS TOTAL	437,113.92	2 Residential 230 29.33	8,951,500.00	Foreclosed Property	3,600.00
CAPITAL IMPROVEMENTS *MEMO*		3 Farm 494 32.50	9,921,000.00	Emergencies & Other Deferred Charges	12,000.00
DEBT SERVICE		4a Commercial 41 28.88	8,815,400.00	State and Federal Aid Receivable	6,681.11
Principal Payments	6,000.00	4b Industrial 2 4.17	1,273,700.00	Other Receivables	5,602.79
Interest Payments	391.08	4c Apartments		Total	420,110.63
		Total 921	30,522,700.00	LIABILITIES, RESERVES, AND SURPLUS	
DEFERRED CHARGES	3,039.70	Land Area 21.48 Sq. Miles		Cash Liabilities	80,233.91
SCHOOL, COUNTY, SPECIAL DISTRICT TAXES	936,869.80	Net Valuation Taxable-Municipal	31,808,085	Reserves for Receivables	78,277.51
RESERVE FOR UNCOLLECTED TAXES	52,680.00	Net Valuation Taxable-County	42,719,117	Surplus Dec. 31, 1984	261,599.21
EXPENDITURES TOTAL	1,436,094.50	State Equalized Valuation	40,558,475	Total	420,110.63
		State Equalization Ratio	77.72		

0340
Population 1980 3,031
Population 1984 3,286
S & P Rating
Moody Rating

General Tax Rate Per \$100.
2.45
State Equalized Tax Rate
2.54

WRIGHTSTOWN BORO. - BURLINGTON CO.
Form of Government:
Borough Council
Number of Members on Governing Body - 6

PER CAPITA:
Gross Debt 121.60
Net Debt 11.92
Debt Service 1.53
Total Tax Levy 138.15
Municipal Expenditures 101.08
PER CENT:
Gross Debt 2.75
Net Debt .27
Tax Levy Collected 95.01
Tax Levy Cancelled, Abated or Adjusted .43

EXPENDITURES		REVENUES-REALIZED		1984 PROPERTY TAX	
GENERAL GOVERNMENT				STATE EQUALIZED TAX RATE	
Governing Body & Public Boards				Local District School Taxes 1.62	286,790.00
Municipal Clerk				Regional & Consolidated School Tax	
Financial Administration	12,500.00	1984 Property Taxes Collected	430,766.25	School Taxes in Municipal Budget	
Assessment of Taxes	7,300.00	1984 Payments in Lieu of Taxes		County Taxes .63	111,904.15
Collection of Taxes	3,000.00	Delinquent Tax & Lien Collections	35,309.65	County Library Taxes .04	6,276.39
Planning, Housing & Development	1,800.00	Business Personalty Replacement Taxes	17,947.16	Local Municipal Purpose Taxes .26	45,890.12
Human Resources		Taxes from Public Utilities	62,189.00	Veteran & Senior Citizen Taxes	2,700.00
Elections		Other Miscellaneous Tax Revenues		Total Taxes for Rate Computation 2.55	453,560.66
General Administration (other)	56,500.00	State Aid Revenues	38,044.74	Special District Taxes	
JUDICIARY		Federal Aid Revenues		Bank Corp. Taxes	561.06
Municipal Courts		State and Local Fiscal Assistance Act Utilized	15,812.00	Added and Omitted Taxes	2,525.05
PUBLIC SAFETY		Sale of Acquired Property		Total Taxes Levied - ABSTRACT	453,946.77
Fire Protection	8,800.00	Other Miscellaneous Revenues	67,651.20	Total Taxes Billed	453,412.33
Police Protection	52,750.00	Total	667,720.00	1984 TAXES COLLECTED	430,766.25
Civil Defense & Disaster Control	50.00	Prior Years Surplus Appropriated	76,194.36	1984 Taxes Cancelled, Abated or Adjusted	1,931.64
Environmental Inspection & Control	5,100.00	REVENUES TOTAL	743,914.36	Transfer to Tax Title Liens or Foreclosed	
Other Public Safety		Reserve For Uncollected Taxes	49,719.50	Balance Outstanding Dec. 31, 1984	20,714.44
PUBLIC WORKS		CAPITAL OUTLAY TOTAL	23,479.70	PRIOR YEARS TAXES OUTSTANDING	
Streets and Drainage	55,562.00			Balance January 1, 1984	36,398.36
Sewers and Sewage Processing		Public Enterprises		Collected in 1984	35,309.65
Garbage and Trash Disposal	33,000.00	Recreation—Culture		Cancelled, Abated or Adjusted 1984	865.06
Public Buildings and Grounds	22,000.00	Public Works		Transfers to Tax Title Liens or Foreclosed	
Other Public Works		Buildings and Grounds	23,479.70	Balance December 31, 1984	223.65
HEALTH and WELFARE		Library and Education		TAX TITLE LIENS OUTSTANDING	
Health Services Except Environmental	500.00	Conservation		Balance January 1, 1984	
Welfare-Public Assistance	650.00	All Other		Transfer From Taxes	
Hospitals, Clinics, First Aid		CAPITAL DEBT AUTHORIZED, DECEMBER 31, 1984		Redeemed in 1984	
Animal, Insect, & Rodent Control		ISSUED AND UNISSUED		Cancelled, Abated or Adjusted (1984)	
Other Welfare Services		School	360,421	Transfers to Foreclosed Property	
RECREATION and CONSERVATION		Self-Liquidating		Balance December 31, 1984	
Beaches and Boardwalks		Other	39,153	PROPERTY ACQUIRED BY DEED OR	
Parks, Playgrounds, Shade Trees		Total	399,574	FORECLOSURE	
Land Reclamation & Conservation				Balance January 1, 1984	1,000.00
Other Recreational Services	3,700.00	ISSUED AND OUTSTANDING		Transfers From Taxes or Liens	
EDUCATION (excluding schools)		School	360,421.76	Sale for Cash (1984)	
Libraries		Self-Liquidating		Cancelled, Abated or Adjusted (1984)	
Other Educational Services		Other	28,513.00	Balance December 31, 1984	1,000.00
STATUTORY EXPENDITURES		Total	388,934.76	CURRENT FINANCES DECEMBER 31, 1984	
Pensions & F. I. C. A.	6,750.00	EQUALIZED VALUATION BASIS		ASSETS	
Employee Fringe Benefits	700.00	FOR NET DEBT COMPUTATION	14,531,574	Cash Dec. 31, 1984	322,835.45
Other Statutory Expenditures	850.00	REAL PROPERTY VALUATIONS		Taxes Receivable	20,938.09
CETA And Other Public Employment Programs		Code Class # of Parcels % VAL'N		Tax Title Liens	
MUNICIPAL FUNCTIONS TOTAL	271,512.00	1 Vacant Land 25 2.80	424,200.00	Foreclosed Property	1,000.00
CAPITAL IMPROVEMENTS *MFM0*	5,000.00	2 Residential 99 30.05	4,545,200.00	Emergencies & Other Deferred Charges	265.57
DEBT SERVICE		3 Farm 4 .15	22,350.00	State and Federal Aid Receivable	
Principal Payments	5,041.00	4a Commercial 57 47.34	7,161,550.00	Other Receivables	2,520.91
Interest Payments		4b Industrial		Total	347,560.02
DEFERRED CHARGES	5,874.05	4c Apartments 17 19.66	2,973,550.00	LIABILITIES, RESERVES, AND SURPLUS	
SCHOOL, COUNTY, SPECIAL DISTRICT TAXES	404,970.54	Total 202	15,126,850.00	Cash Liabilities	181,624.57
RESERVE FOR UNCOLLECTED TAXES	49,719.50	Land Area 1.65 Sq. Miles		Reserves for Receivables	24,459.00
EXPENDITURES TOTAL	737,117.09	Net Valuation Taxable-Municipal	18,396,051	Surplus Dec. 31, 1984	141,476.45
		Net Valuation Taxable-County	18,779,846	Total	347,560.02
		State Equalized Valuation	17,845,083		
		State Equalization Ratio	103.78		

0270
 Population 1980 15,500
 Population 1984 15,780
 S & P Rating
 Moody Rating A1
 General Tax Rate Per \$100. 3.17
 State Equalized Tax Rate 1.95

WYCKOFF TOWNSHIP – BERGEN COUNTY
Form of Government:
Township Committee
Number of Members on Governing Body – 5

PER CAPITA:
 Gross Debt 275.08
 Net Debt 228.87
 Debt Service 30.27
 Total Tax Levy 1,005.79
 Municipal Expenditures 332.74
 PER CENT:
 Gross Debt .80
 Net Debt .49
 Tax Levy Collected 97.39
 Tax Levy Cancelled, Abated or Adjusted

EXPENDITURES		REVENUES-REALIZED		1984 PROPERTY TAX	
GENERAL GOVERNMENT				STATE EQUALIZED TAX RATE	
Governing Body & Public Boards	4,800.00	1984 Property Taxes Collected		Local District School Taxes	6,393,179.50
Municipal Clerk		1984 Payments in Lieu of Taxes		Regional & Consolidated School Tax	4,028,274.80
Financial Administration	66,786.00	Delinquent Tax & Lien Collections		School Taxes in Municipal Budget	
Assessment of Taxes	149,521.00	Business Personalty Replacement Taxes		County Taxes	2,798,291.36
Collection of Taxes	23,324.00	Taxes from Public Utilities		County Library Taxes	
Planning, Housing & Development	17,344.00	Other Miscellaneous Tax Revenues		Local Municipal Purpose Taxes	2,478,181.81
Human Resources		State Aid Revenues		Veteran & Senior Citizen Taxes	122,250.00
Elections	4,067.00	Federal Aid Revenues		Total Taxes for Rate Computation	15,820,177.47
General Administration (other)	491,846.04	State and Local Fiscal Assistance Act Utilized		Special District Taxes	
JUDICIARY		Sale of Acquired Property		Bank Corp. Taxes	34,707.54
Municipal Courts	38,080.00	Other Miscellaneous Revenues		Added and Omitted Taxes	138,777.96
PUBLIC SAFETY		Total		Total Taxes Levied - ABSTRACT	15,871,412.97
Fire Protection	76,130.00	Prior Years Surplus Appropriated		Total Taxes Billed	15,879,248.91
Police Protection	811,155.00	REVENUES TOTAL		1984 TAXES COLLECTED	15,464,629.49
Civil Defense & Disaster Control	300.00	Reserve For Uncollected Taxes		1984 Taxes Cancelled, Abated or Adjusted	
Environmental Inspection & Control	75,450.00	CAPITAL OUTLAY TOTAL		Transfer to Tax Title Liens or Foreclosed	
Other Public Safety				Balance Outstanding Dec. 31, 1984	414,619.42
PUBLIC WORKS		Public Enterprises		PRIOR YEARS TAXES OUTSTANDING	
Streets and Drainage	504,399.10	Recreation—Culture		Balance January 1, 1984	384,141.52
Sewers and Sewage Processing	4,006.00	Public Works		Collected in 1984	377,024.99
Garbage and Trash Disposal	667,202.00	Buildings and Grounds		Cancelled, Abated or Adjusted 1984	
Public Buildings and Grounds	96,822.00	Library and Education		Transfers to Tax Title Liens or Foreclosed	37.32
Other Public Works	128,369.89	Conservation		Balance December 31, 1984	7,079.21
HEALTH and WELFARE		All Other		TAX TITLE LIENS OUTSTANDING	
Health Services Except Environmental	48,757.11	CAPITAL DEBT AUTHORIZED, DECEMBER 31, 1984		Balance January 1, 1984	3,991.24
Welfare-Public Assistance	9,225.00	ISSUED AND UNISSUED GROSS DEBT NET DEBT		Transfer From Taxes	71.16
Hospitals, Clinics, First Aid		School 1,092,617		Redeemed in 1984	
Animal, Insect, & Rodent Control		Self-liquidating 4,826,135		Cancelled, Abated or Adjusted (1984)	
Other Welfare Services		Other 5,918,753		Transfers to Foreclosed Property	
RECREATION and CONSERVATION		Total 3,611,555		Balance December 31, 1984	4,062.40
Beaches and Boardwalks		ISSUED AND OUTSTANDING		PROPERTY ACQUIRED BY DEED OR	
Parks, Playgrounds, Shade Trees	7,000.00	School 1,092,617.56		FORECLOSURE	
Land Reclamation & Conservation		Self-Liquidating 4,691,000.00		Balance January 1, 1984	36,740.00
Other Recreational Services	65,963.00	Other 5,783,617.56		Transfers From Taxes or Liens	
EDUCATION (excluding schools)		Total		Sale for Cash (1984)	
Libraries	196,000.00	EQUALIZED VALUATION BASIS FOR NET DEBT COMPUTATION		Cancelled, Abated or Adjusted (1984)	
Other Educational Services		735,352,518		Balance December 31, 1984	36,740.00
STATUTORY EXPENDITURES		REAL PROPERTY VALUATIONS		CURRENT FINANCES DECEMBER 31, 1984	
Pensions & F. I. C. A.	288,057.00	Code Class # of Parcels % VAL'N ASSESSED VALUATION		ASSETS	
Employee Fringe Benefits		1 Vacant Land 194 1.34 6,595,100.00		Cash Dec. 31, 1984	1,569,140.01
Other Statutory Expenditures	6,713.00	2 Residential 4850 89.67 442,097,700.00		Taxes Receivable	421,698.63
CETA And Other Public Employment Programs		3 Farm 23 .42 2,061,300.00		Tax Title Liens	4,062.40
MUNICIPAL FUNCTIONS TOTAL	3,781,317.14	4a Commercial 135 6.47 31,903,100.00		Foreclosed Property	36,740.00
CAPITAL IMPROVEMENTS *MEMO*	200,000.00	4b Industrial 16 2.06 10,146,100.00		Emergencies & Other Deferred Charges	110,000.00
DEBT SERVICE		4c Apartments 2 .05 245,300.00		State and Federal Aid Receivable	
Principal Payments	96,650.00	Total 5220 493,048,600.00		Other Receivables	77,910.45
Interest Payments	380,978.48	Land Area 6.70 Sq. Miles		Total	2,219,551.49
DEFERRED CHARGES		Net Valuation Taxable-Municipal 496,544,825		LIABILITIES, RESERVES, AND SURPLUS	
SCHOOL, COUNTY, SPECIAL DISTRICT TAXES	13,219,745.66	Net Valuation Taxable-County 740,416,551		Cash Liabilities	512,677.08
RESERVE FOR UNCOLLECTED TAXES	991,724.90	State Equalized Valuation 803,769,882		Reserves for Receivables	499,615.48
EXPENDITURES TOTAL	18,470,416.18	State Equalization Ratio 61.61		Surplus Dec. 31, 1984	1,207,258.93
				Total	2,219,551.49

MUNICIPALITIES OPERATING UNDER SPECIAL STATUTORY FORMS OF GOVERNMENT

OPTIONAL MUNICIPAL CHARTER LAW 1950

COMMISSION FORM (1911)

Allenhurst Boro.
 Audubon Boro.
 Avon-By-The-Sea Boro .
 Bass River Twp.
 Beach Haven Boro.
 Belleville Twp.
 Belmar Boro.
 Bordentown City
 Bradley Beach Boro.
 Brigantine City
 Cape May Point Boro.
 Collingswood Boro.
 Deal Boro.
 Haddon Twp.
 Haddonfield Boro.
 Harvey Cedars Boro.
 Hawthorne Boro.
 Long Beach Twp.
 Longport Boro.
 Lyndhurst Twp.
 Margate City, City
 Millville City
 Monmouth Beach Boro.
 Mount Ephraim Boro.
 North Bergen Twp.
 Nutley Twp.
 Pine Valley Boro.
 Ridgefield Park Village
 Sea Isle City, City
 Tavistock Boro.
 Union City, City
 Ventnor City, City
 West Cape May Boro.
 West New York Town
 West Wildwood Boro.
 Wildwood Crest Boro.

MAYOR-COUNCIL

Plan A

Bridgeton City
 Long Branch City
 Vineland City

MAYOR-COUNCIL (con't)

Plan B

Avalon Boro.
 Brick Twp.
 Camden City
 Cherry Hill Twp.
 Gloucester Twp.
 Lodi Boro.
 Mahwah Twp.
 Passaic City
 Perth Amboy City
 Saddle Brook Twp.
 Spotswood Boro.
 Tinton Falls Boro.
 West Orange Twp.

Plan C

Bayonne City
 Jersey City, City
 Newark City
 Trenton City

Plan D

Atlantic City, City
 Berkeley Twp.
 Delran Twp.
 Hoboken City
 Irvington Twp.
 Ocean City, City
 Orange City, Twp.
 Paterson City
 South Amboy City
 Wildwood City

Plan E

Bridgewater Twp.
 Burlington Twp.
 East Brunswick Twp.
 Edison Twp.
 Hamilton Twp. (Mercer)
 Jefferson Twp.
 Marlboro Twp.
 Mine Hill Twp.
 Mount Olive Twp.
 New Brunswick City
 North Plainfield Boro.

MAYOR-COUNCIL (con't)

Plan E (con't)

Parsippany-Troy Hills Twp.
 River Vale Twp.
 Washington Twp. (Bergen)
 Washington Twp. (Glou.)

Plan F

Clark Twp.
 Denville Twp.
 Elizabeth City
 Florence Twp.
 Lincoln Park Boro.
 Monroe Twp. (Glou.)
 Monroe Twp. (Midd.)
 Morristown Town
 Mullica Twp.
 Old Bridge Twp.
 Piscataway Twp.
 Rahway City
 Rockaway Twp.
 Wayne Twp.
 Woodbridge Twp.

SMALL MUNICIPALITY

Plan A

Berlin Twp.
 Island Heights Boro.
 Stafford Twp.

Plan C

Allamuchy Twp.
 Chester Twp.
 Clinton Twp.
 Fairfield Twp. (Essex)
 Greenwich Twp. (Glou.)
 Highlands Boro.
 Lambertville City
 Lopatcong Twp.
 West Paterson Boro.

Plan D

Estell Manor City

COUNCIL-MANAGER

Plan A

Mount Holly Twp.
 Ocean Twp. (Mon.)

Plan B

Byram Twp.
 Cedar Grove Twp.
 Evesham Twp.
 Keansburg Boro.
 Newton Town
 Phillipsburg Town
 Ridgewood Village
 Sparta Twp.

Plan C

Montclair Twp.
 Weehawken Twp.

Plan D

Franklin Twp. (Som.)
 West Milford Twp.
 Lower Twp.

Plan E

Aberdeen Twp.
 Deptford Twp.
 East Windsor Twp.
 Eastampton Twp.
 Fair Lawn Boro.
 Galloway Twp.
 Lawrence Twp. (Mer.)
 Livingston Twp.
 Maple Shade Twp.
 Medford Twp.
 Moorestown Twp.
 Mount Laurel Twp.
 Mountain Lakes Boro.
 Pequannock Twp.
 Randolph Twp.
 Ringwood Boro.
 Scotch Plains Twp.
 Washington Boro.
 Willingboro Twp.

COUNCIL-MANAGER (con't)

Plan F

Roxbury Twp.

COUNCIL-MANAGER ACT
of 1923

Asbury Park City
 Cape May City
 Clifton City
 Garfield City
 Hackensack City
 Medford Lakes Boro.
 Teaneck Twp.
 Teterboro Boro.

SPECIAL CHARTER
(Pre-1950)

Beverly City (1857)
 Burlington City (1851)
 Corbin City, City (1922)
 Egg Harbor City (1858)
 Gloucester City, City (1868)
 Hammononton Town (1866)
 Salem City (1858)
 Woodbury City (1870)

SPECIAL CHARTER
(Post-1950)

*Bloomfield Twp. (1955)
 *Englewood City (1970)
 Hackettstown Town (1970)
 Middletown Twp. (1971)
 *Montville Twp. (1974)
 Plainfield City (1968)
 South Orange Vill. Twp. (1977)
 Westfield Town (1967)

MAYOR COUNCIL-ADMINISTRATOR

North Brunswick Twp.

*Charter Study (Faulkner Act)

TABLE 1
POPULATION CLASSIFICATIONS OF NEW JERSEY COUNTIES AND CITIES
(BASED UPON THE 1980 OFFICIAL CENSUS)

Counties (N.J.S.40A:6-1)

1st Class	Excess of 550,000 = Population density exceeding 3,000 per square mile Essex, Bergen, Hudson
2nd Class	All others exceeding 200,000 = Not bordering on the Atlantic Ocean= Burlington, Morris, Union, Passaic, Camden, Middlesex, Mercer, Somerset
3rd Class	50,000-200,000 = Not bordering on the Atlantic Ocean = Hunterdon, Salem, Gloucester, Cumberland, Sussex, Warren
4th Class	Less than 50,000 = Not bordering on Atlantic Ocean = None
5th Class	Bordering on the Atlantic Ocean, exceeding 100,000 = Monmouth, Atlantic, Ocean
6th Class	Bordering on the Atlantic Ocean, less than 100,000 = Cape May

Cities (R.S. 40:167-2)

1st Class	Exceeding 150,000 = Newark and Jersey City
2nd Class	12,000-150,000
3rd Class	All those not in 1st or 2nd class, except cities bordering upon Atlantic Ocean which are seaside or summer resorts.
4th Class	All cities bordering upon the Atlantic Ocean which are seaside or summer resorts.

TABLE 2

LOCAL UNITS RANKED BY POPULATION - 1984 ESTIMATES

COUNTY	POPULATION	MUNICIPALITY	POPULATION	MUNICIPALITY	POPULATION
Bergen	844,535	Irvington Twp.	62,513	Long Branch City	29,250
Essex	841,528	Brick Twp.	57,693	Bridgewater Twp.	29,228
Middlesex	617,757	Union City, City	56,559	Nutley Twp.	29,059
Hudson	558,613	Old Bridge Twp.	54,249	Neptune Twp.	28,966
Monmouth	522,529	Passaic City	53,941	Howell Twp.	28,367
Union	506,235	Vineland City	53,370	Livingston Twp.	28,154
Camden	485,064	Union Twp. (Union)	50,877	Berkeley Twp.	27,378
Passaic	457,675	Parsippany-Troy Hills Twp.	50,139	Garfield City	26,870
Morris	417,137	Gloucester Twp.	48,857	Rahway City	26,599
Burlington	377,726	Wayne Twp.	48,156	Jackson Twp.	26,524
Ocean	371,254	Bloomfield Twp.	47,557	Paramus Boro.	26,370
Mercer	314,654	North Bergen Twp.	47,219	Bergenfield Boro.	25,660
Somerset	208,934	Plainfield City	46,221	Evesham Twp.	25,248
Gloucester	205,555	Piscataway Twp.	43,291	Millville City	25,226
Atlantic	200,896	Hoboken City	41,735	Ridgewood Village	25,128
Cumberland	134,002	West New York Town	41,162	North Brunswick Twp.	24,885
Sussex	118,892	New Brunswick City	40,485	Cranford Twp.	24,256
Hunterdon	91,800	West Orange Twp.	40,233	Deptford Twp.	23,965
Cape May	88,985	Willingboro Twp.	39,319	West Milford Twp.	23,939
Warren	85,343	Lakewood Twp.	39,311	Englewood City	23,675
Salem	65,688	East Brunswick Twp.	39,151	Lodi Boro.	23,671
Total	7,514,802	Teaneck Twp.	38,981	Ocean Twp.	23,586
		Montclair Twp.	38,485	Winslow Twp.	23,028
		Perth Amboy City	38,413	Hazlet Twp.	23,016
		Linden City	37,474	Maplewood Twp.	22,762
<u>MUNICIPALITY</u>					
Newark City	318,098	Atlantic City, City	36,701	Monroe Twp.	22,461
Jersey City, City	222,532	Hackensack City	35,725	Manalapan Twp.	22,419
Paterson City	139,564	Belleville Twp.	35,680	East Windsor Twp.	22,263
Elizabeth City, City	107,621	Kearny Town	35,348	Marlboro Twp.	22,260
Woodbridge Twp.	93,325	Ewing Twp.	35,104	Hillside Twp.	21,600
Trenton City	92,204	Pennsauken Twp.	34,456	Mount Laurel Twp.	21,453
Hamilton Twp. (Mer.)	84,611	Franklin Twp. (Som.)	33,583	Scotch Plains Twp.	21,443
Camden City	83,065	Fort Lee Boro.	33,101	Lawrence Twp. (Mercer)	21,381
East Orange City	77,228	Manchester Twp.	31,787	Hillsboro Twp.	21,220
Edison Twp.	76,132	Fair Lawn Boro.	31,478	Cliffside Park Boro.	21,021
Clifton City	75,810	Orange City Twp.	31,472	Summit City	20,987
Cherry Hill Twp.	69,769	Sayreville Boro.	30,843	Egg Harbor Twp.	20,850
Dover Twp.	68,347	Pemberton Twp.	30,800	Roselle Boro.	20,668
Middletown Twp.	66,874	Westfield Town	30,497	South Plainfield Boro.	20,315
Bayonne City	63,731	Washington Twp. (Glou.)	30,416	Lyndhurst Twp.	20,266

1984 TABLE 2 (Continued)

<u>MUNICIPALITY</u>	<u>POPULATION</u>	<u>MUNICIPALITY</u>	<u>POPULATION</u>	<u>MUNICIPALITY</u>	<u>POPULATION</u>
Maple Shade Twp.	20,251	South Orange Vill. Twp.	15,779	Harrison Town	12,492
Carteret Boro.	19,990	Moorestown Twp.	15,751	Ridgefield Park Village	12,419
Freehold Twp.	19,892	Madison Boro.	15,394	Hammonton Town	12,331
Rockaway Twp.	19,782	Hapatcong Boro.	15,298	Cedar Grove Twp.	12,325
Morris Twp.	19,655	Ocean City, City	15,011	New Providence Boro.	12,315
Roxbury Twp.	19,650	Secaucus Town	14,990	Haddonfield Boro.	12,152
Wall Twp.	19,473	Montville Twp.	14,807	Little Falls Twp.	12,144
Mount Olive Twp.	19,435	Dover Town	14,610	Hanover Twp.	12,007
Millburn Twp.	19,423	Delran Twp.	14,605	Ventnor City, City	12,003
Medford Twp.	19,377	Glassboro Boro.	14,383	Somerville Boro.	11,929
Lower Twp.	18,816	Denville Twp.	14,275	Hasbrouck Heights Boro.	11,928
Rutherford Boro.	18,770	Princeton Twp.	14,098	Red Bank Boro.	11,897
North Plainfield Boro.	18,704	Verona Twp.	13,981	Stafford Twp.	11,779
Bridgeton City	18,700	Springfield Twp.	13,943	Burlington Twp.	11,598
Randolph Twp.	18,666	Pleasantville City	13,902	Totowa Boro.	11,404
Hawthorne Boro.	18,564	Saddle Brook Twp.	13,902	West Paterson Boro.	11,380
Lindenwold Boro.	18,498	Pennsville Twp.	13,812	Glen Rock Boro.	11,350
Aberdeen Twp.	18,480	South River Boro.	13,765	West Caldwell Twp.	11,349
South Brunswick Twp.	18,456	Pequannock Twp.	13,710	Readington Twp.	11,260
Elmwood Park Boro.	18,331	Palisades Park Boro.	13,682	Manville Boro.	11,168
Dumont Boro.	18,167	Sparta Twp.	13,647	Hamilton Twp. (Atlantic)	11,154
Point Pleasant Boro.	18,165	Bellmawr Boro.	13,614	Hopewell Twp. (Mercer)	10,950
Monroe Twp.	18,161	Tenafly Boro.	13,500	Pompton Lakes Boro.	10,935
Voorhees Twp.	18,136	Franklin Twp. (Glous.)	13,500	Mount Holly Twp.	10,932
West Deptford Twp.	18,097	Washington Twp. (Morris)	13,372	Westwood Boro.	10,857
Vernon Twp.	17,497	Highland Park Boro.	13,336	River Edge Boro.	10,842
Morristown Town	16,839	Middlesex Boro.	13,332	Waldwick Boro.	10,648
Jefferson Twp.	16,736	Bernards Twp.	13,330	Wallington Boro.	10,566
New Milford Boro.	16,630	Weehawken Twp.	13,324	Burlington City	10,559
Asbury Park City	16,587	Metuchen Boro.	13,314	Keansburg Boro.	10,548
New Hanover Twp.	16,556	Roselle Park Boro.	13,309	Fairview Boro.	10,498
Clark Twp.	16,462	Mahwah Twp.	13,304	Wanaque Boro.	10,442
Galloway Twp.	16,422	Ramsey Boro.	13,195	Florham Park Boro.	10,430
North Arlington Boro.	16,384	Oakland Boro.	13,179	Somers Point City	10,399
Phillipsburg Town	16,364	Ringwood Boro.	13,098	Hillsdale Boro.	10,370
Haddon Twp.	16,097	Gloucester City, City	13,038	Woodbury City	10,266
Cinnaminson Twp.	15,878	Eatontown Boro.	13,023	Ridgefield Boro.	10,143
Collingswood Boro.	15,857	Princeton Boro.	12,635	Freehold Boro.	10,069
Lacey Twp.	15,795	Berkely Heights Twp.	12,571	Washington Twp. (Bergen)	9,941
Wyckoff Twp.	15,780	Middle Twp.	12,517	Warren Twp.	9,924

1984 TABLE 2. (Continued)

MUNICIPALITY	POPULATION	MUNICIPALITY	POPULATION	MUNICIPALITY	POPULATION
Maywood Boro.	9,887	Bogota Boro.	8,228	Salem City	7,032
Little Egg Harbor Twp.	9,851	Kenilworth Boro.	8,185	Milltown Boro.	7,027
River Vale Twp.	9,802	Closter Boro.	8,170	Upper Deerfield Twp.	6,939
Mantua Twp.	9,635	Riverside Twp.	8,072	Bernardsville Boro.	6,801
Bound Brook Boro.	9,574	Leonida Boro.	8,059	Tabernacle Twp.	6,794
East Hanover Twp.	9,569	Beachwood Boro.	8,051	Paulsboro Boro.	6,770
Pitman Boro.	9,551	South Amboy City	8,016	Rockaway Boro.	6,748
Franklin Lakes Boro.	9,525	Upper Saddle River Boro.	8,011	Haledon Boro.	6,733
Audubon Boro.	9,506	Bloomington Boro.	7,991	Belmar Boro.	6,504
Raritan Twp.	9,447	Wood-Ridge Boro.	7,988	Dunnellen Boro.	6,444
Barnegat Twp.	9,431	Kinnelon Boro.	7,969	Washington Boro.	6,418
Runnemede Boro.	9,415	Colts Neck Twp.	7,944	Union Beach Boro.	6,373
Little Ferry Boro.	9,317	Upper Twp.	7,936	Linwood City	6,273
Edgewater Park Twp.	9,311	Stratford Boro.	7,797	Oceanport Boro.	6,214
West Windsor Twp.	9,293	East Rutherford Boro.	7,788	Raritan Boro.	6,155
Waterford Twp.	9,255	Glen Ridge Boro. Twp.	7,776	Carlstadt Boro.	6,154
Florence Twp.	9,238	Montgomery Twp.	7,759	North Caldwell Twp.	6,126
Brigantine City	9,213	Pittsgrove Twp.	7,747	Allendale Boro.	6,097
North Hanover Twp.	9,212	Fanwood Boro.	7,707	Clayton Boro.	6,088
Pine Hill Boro.	9,114	Cresskill Boro.	7,682	Berlin Boro.	5,924
Margate City, City	9,109	Northfield City	7,672	Somerdale Boro.	5,909
Holmdel Twp.	9,009	Byran Twp.	7,635	Morris Plains Boro.	5,864
Southampton Twp.	8,979	Emerson Boro.	7,621	Mansfield Twp. (Warren)	5,845
Lincoln Park Boro.	8,979	Guttenberg Town	7,616	Clementon Boro.	5,841
Hackettstown Town	8,978	Wantage Twp.	7,605	Fairfield Twp. (Cum.)	5,782
Chatham Twp.	8,864	Newton Town	7,564	Englewood Cliffs Boro.	5,747
Clinton Twp.	8,849	Caldwell Boro. Twp.	7,557	Wharton Boro.	5,672
Plainsboro Twp.	8,784	Montvale Boro.	7,547	Woodcliff Lake Boro.	5,588
Matawan Boro.	8,644	Butler Boro.	7,491	Fair Haven Boro.	5,556
Spotswood Boro.	8,622	West Long Branch Boro.	7,484	Lebanon Twp.	5,526
Carneys Point Twp.	8,542	Passaic Twp.	7,449	Rochelle Park Twp.	5,490
Oradell Boro.	8,524	Rumson Boro.	7,398	Berlin Twp.	5,481
Boonton Town	8,489	Keyport Boro.	7,373	Little Silver Boro.	5,462
Chatham Boro.	8,390	Midland Park Boro.	7,327	Pt. Pleasant Beach Boro.	5,461
North Haledon Boro.	8,374	Barrington Boro.	7,297	Penns Grove Boro.	5,446
Park Ridge Boro.	8,362	Palmyra Boro.	7,271	Roseland Boro.	5,384
Tinton Falls Boro.	8,343	Buena Vista Twp.	7,246	Mullica Twp.	5,341
Haddon Heights Boro.	8,284	Absecon City	7,232	Chester Twp.	5,336
Branchburg Twp.	8,282	Bordentown Twp.	7,154	Greenwich Twp. (Glou.)	5,333
Fairfield Twp. (Essex)	8,236	Mountainside Boro.	7,074	Spring Lake Hgts. Boro.	5,324

1984 TABLE 2 (Continued)

MUNICIPALITY	POPULATION	MUNICIPALITY	POPULATION	MUNICIPALITY	POPULATION
Manasquan Boro.	5,312	Hopewell Twp. (Cum.)	4,389	Harding Twp.	3,394
Watchung Boro.	5,303	Flemington Boro.	4,343	Hainesport Twp.	3,378
Lumberton Twp.	5,253	Jamesburg Boro.	4,314	Elk Twp.	3,373
Prospect Park Boro.	5,200	South Bound Brook Boro.	4,310	Boonton Twp.	3,367
Highlands Boro.	5,191	Old Tappan Boro.	4,309	Woodbury Heights Boro.	3,358
Cape May City	5,169	Washington Twp. (Warren)	4,270	Mine Hill Twp.	3,351
Neptune City Boro.	5,112	Wildwood Crest Boro.	4,256	Woodstown Boro.	3,291
Mendham Boro.	5,109	East Greenwich Twp.	4,249	Wrightstown Boro.	3,286
Atl. Highlands Boro.	5,064	Oaklyn Boro.	4,234	Upper Pittsgrove Twp.	3,243
Northvale Boro.	5,048	Chesterfield Twp.	4,212	Bethlehem Twp.	3,185
Maurice River Twp.	5,006	Tewsbury Twp.	4,192	Lakehurst Boro.	3,058
Demarest Boro.	4,977	Spring Lake Boro.	4,184	Lawnside Boro.	3,053
Frankford Twp.	4,974	Mountain Lakes Boro.	4,171	Riverton Boro.	3,002
Medford Lakes Boro.	4,964	Mount Arlington Boro.	4,143	Alexandria Twp.	2,989
Shamong Twp.	4,925	Hampton Twp.	4,119	Independence Twp.	2,955
Lopatcong Twp.	4,885	Millstone Twp.	4,114	Sea Isle City, City	2,923
Magnolia Boro.	4,874	Ho-Ho-Kus Boro.	4,107	White Twp.	2,919
Bradley Beach Boro.	4,870	Westampton Twp.	4,084	Beverly City	2,916
North Wildwood City	4,863	Stillwater Twp.	4,027	Shrewsbury Boro.	2,911
Commercial Twp.	4,847	Merchantville Boro.	3,982	Bedminster Twp.	2,911
Plumsted Twp.	4,830	Lambertville City	3,981	Kingwood Twp.	2,896
Mount Ephraim Boro.	4,820	South Toms River Boro.	3,955	Quinton Twp.	2,893
Wildwood City	4,773	Ocean Twp. (Ocean)	3,885	Pilesgrove Twp.	2,873
Edgewater Boro.	4,772	Eastampton Twp.	3,870	Saddle River Boro.	2,865
Westville Boro.	4,739	Delaware Twp.	3,863	Upper Freehold Twp.	2,808
Garwood Boro.	4,700	Union Twp. (Hunt.)	3,788	Springfield Twp. (Burl.)	2,793
Egg Harbor City	4,682	Pohatcong Twp.	3,785	Allamuchy Twp.	2,758
Green Brook Twp.	4,667	Buena Boro.	3,767	Alloway Twp.	2,747
Andover Twp.	4,650	Stanhope Boro.	3,749	Woodbine Boro.	2,743
Harrington Park Boro.	4,634	Long Beach Twp.	3,685	Ogdensburg Boro.	2,671
Hardyston Twp.	4,615	Delanco Twp.	3,677	Moonachie Boro.	2,653
Holland Twp.	4,606	Harrison Twp.	3,656	Tuckerton Boro.	2,649
Blairstown Twp.	4,604	High Bridge Boro.	3,632	Harmony Twp.	2,639
Mendham Twp.	4,548	East Amwell Twp.	3,593	Sea Girt Boro.	2,631
Hightstown Boro.	4,500	Washington Twp. (Mercer)	3,524	Deerfield Twp.	2,620
Norwood Boro.	4,497	Netcong Boro.	3,523	Woodlynne Boro.	2,614
Dennis Twp.	4,478	Monmouth Beach Boro.	3,520	Alpha Boro.	2,600
Franklin Boro.	4,440	National Park	3,480	Mansfield Twp. (Burl.)	2,579
Brielle Boro.	4,422	Haworth Boro.	3,452	Gibbsboro Boro.	2,523
Bordentown City	4,397	Logan Twp.	3,439	Riverdale Boro.	2,496

1984 TABLE 2 (Continued)

<u>MUNICIPALITY</u>	<u>POPULATION</u>	<u>MUNICIPALITY</u>	<u>POPULATION</u>	<u>MUNICIPALITY</u>	<u>POPULATION</u>
Green Twp.	2,468	Winfield Twp.	1,726	Helmetta Boro.	988
Belvidere Town	2,444	Greenwich Twp. (Warren)	1,706	Englishtown Boro.	985
Franklin Twp. (Hunt.)	2,406	Mannington Twp.	1,704	Estell Manor City	952
Sussex Boro.	2,396	South Harrison Twp.	1,650	Greenwich Twp. (Cum.)	948
Essex Fells Twp.	2,351	Oxford Twp.	1,649	Glen Gardner Boro.	944
Franklin Twp. (Warren)	2,349	Chesilhurst Boro.	1,645	Allenhurst Boro.	909
Fredon Twp.	2,340	Island Heights Boro.	1,641	Port Republic City	886
Avon-By-The-Sea Boro.	2,329	Lower Alloways Creek Twp.	1,601	Roosevelt Boro.	865
West Amwell Twp.	2,317	Elmer Boro.	1,588	Bloomsbury Boro.	862
Lawrence Twp. (Cumb.)	2,306	Newfield Boro.	1,585	Andover Boro.	858
Avalon Boro.	2,301	Surf City Boro.	1,585	Branchville Boro.	845
Montague Twp.	2,265	Hope Twp.	1,567	Lebanon Boro.	830
Wenonah Boro.	2,252	Frenchtown Boro.	1,561	Washington Twp. (Burl.)	806
Laurel Springs Boro.	2,236	Alpine Boro.	1,554	Rocky Hill Boro.	724
Knowlton Twp.	2,224	Sandyston Twp.	1,553	Far Hills Boro.	694
South Hackensack Twp.	2,209	Frelinghuysen Twp.	1,548	Barnegat Light Boro.	663
Lavallette Boro.	2,177	South Belmar Boro.	1,520	Stockton Boro.	631
Peapack-Gladstone Boro.	2,133	Chester Boro.	1,511	Fieldsboro Boro.	609
Cranbury Twp.	2,119	Ship Bottom Boro.	1,467	Shiloh Boro.	608
Swedesboro Boro.	2,108	Ocean Gate Boro.	1,435	Millstone Boro.	535
Pennington Boro.	2,105	Stow Creek Twp.	1,425	Mantoloking Boro.	451
Brooklawn Boro.	2,103	Bass River Twp.	1,395	West Wildwood Boro.	402
Woodland Twp.	2,023	Milford Boro.	1,388	Harvey Cedars Boro.	387
Seaside Heights Boro.	2,012	Farmingdale Boro.	1,353	Loch Arbour Village	361
Hopewell Boro. (Mercer)	1,986	Bay Head Boro.	1,319	Cape May Point Boro.	277
Allentown Boro.	1,953	Weymouth Twp.	1,314	Corbin City, City	242
Folsom Boro.	1,947	Audubon Park Boro.	1,300	Rockleigh Boro.	190
Clinton Town	1,942	Elsinboro Twp.	1,293	Walpack Twp.	115
East Newark Boro.	1,905	Stone Harbor Boro.	1,287	Pine Valley Boro.	27
Oldmans Twp.	1,876	Longport Boro.	1,258	Pahaquarry Twp.	26
Deal Boro.	1,870	Hi-Nella Boro.	1,254	Teterboro Boro.	22
Sea Bright Boro.	1,841	West Cape May Boro.	1,233	Tavistock Boro.	9
Seaside Park Boro.	1,838	Woolwich Twp.	1,201		
Downe Twp.	1,836	Pemberton Boro.	1,199		
Hamburg Boro.	1,824	Victory Gardens Boro.	1,197		
Pine Beach Boro.	1,798	Shrewsbury Twp.	1,069		
Beach Haven Boro.	1,795	Eagleswood Twp.	1,051		
Liberty Twp.	1,783	Califon Boro.	1,043		
Lafayette Twp.	1,737	Hardwick Twp.	1,027		
Hampton Boro.	1,726	Interlaken Boro.	1,000		

TABLE 3

SUMMARY OF CURRENT FINANCES OF ALL MUNICIPALITIES - DECEMBER 31, 1980 to 1984

.(THOUSANDS OF DOLLARS)*

ASSETS AND LIABILITIES

<u>Assets</u>	<u>1980</u>	<u>1981</u>	<u>1982</u>	<u>1983</u>	<u>1984</u>
Cash	\$ 914,826	\$ 1,000,574	\$ 1,058,797	\$ 1,127,182	\$ 1,294,474
Taxes Receivables	190,397	217,884	230,226	224,913	218,852
Tax Title Liens	68,579	74,139	84,269	91,607	94,016
Foreclosed Property	187,829	217,093	237,477	257,033	281,667
Other Receivables	91,598	107,905	133,307	123,586	127,780
State Aid Receivables	10,360	15,425	8,948	5,190	12,058
Emergencies and Deferred Charges	49,050	51,435	53,623	43,707	48,482
TOTAL	<u>\$ 1,512,639</u>	<u>\$ 1,684,455</u>	<u>\$ 1,806,647</u>	<u>\$ 1,873,218</u>	<u>\$ 2,077,329</u>
 <u>Liabilities</u>					
Cash Liabilities	\$ 498,155	\$ 575,844	\$ 629,676	\$ 665,922	\$ 766,702
Reserves for Receivables	524,600	595,488	647,775	676,154	700,716
Surplus Revenues	489,884	513,123	529,196	531,142	609,911
TOTAL	<u>\$ 1,512,639</u>	<u>\$ 1,684,455</u>	<u>\$ 1,806,647</u>	<u>\$ 1,873,218</u>	<u>\$ 2,077,329</u>

SUMMARY OF CURRENT FINANCES OF ALL COUNTIES - DECEMBER 1980 to 1984

ASSETS AND LIABILITIES

<u>Assets</u>					
Cash	\$ 236,564	\$ 257,376	\$ 265,649	\$ 287,117	\$ 381,989
State Aid Receivables	1,668	1,622	1,508	13,052	15,143
Other Receivables	46,761	53,149	42,548	39,067	51,859
Deferred Charges and Emergencies	8,351	5,562	11,236	10,233	10,172
TOTAL	<u>\$ 293,344</u>	<u>\$ 317,709</u>	<u>\$ 320,941</u>	<u>\$ 349,469</u>	<u>\$ 459,163</u>
 <u>Liabilities</u>					
Cash Liabilities	\$ 155,787	\$ 170,259	\$ 170,959	\$ 192,067	\$ 281,324
Reserves for Receivables	42,644	37,902	32,533	25,912	33,038
Surplus Revenues	94,913	109,548	117,449	131,490	144,801
TOTAL	<u>\$ 293,344</u>	<u>\$ 317,709</u>	<u>\$ 320,941</u>	<u>\$ 349,469</u>	<u>\$ 459,163</u>

*Rounded to the nearest thousand

TABLE 4

SUMMARY OF EXPENDITURES AND REVENUES OF ALL COUNTY GOVERNMENTS - 1980 to 1984

EXPENDITURES	1980	1981	1982	1983	1984
County Functions					
General Government	\$ 199,749,782	\$ 221,547,112	\$ 230,494,451	\$ 271,033,541	\$ 339,921,967
Judiciary	94,056,577	101,488,899	110,967,438	119,941,739	128,712,704
Public Safety	100,783,407	111,398,652	123,024,810	132,830,134	152,260,589
Public Works					
Roads and Bridges	68,871,529	72,128,910	72,022,921	67,998,038	68,734,418
Other	58,582,969	58,312,718	61,973,026	63,590,270	65,610,478
Health	257,716,328	278,907,562	312,896,607	343,977,193	375,287,885
Welfare	188,643,712	201,240,689	208,272,256	207,847,360	210,081,666
Recreation & Conservation	51,248,091	49,057,807	51,723,362	56,944,865	58,448,925
Education	108,265,699	123,185,811	137,464,716	158,770,803	175,393,203
FICA & Fringe Benefits	111,302,211	124,782,573	135,666,410	151,830,404	166,473,645
CETA & Other Public Employment Programs	214,452,604	150,177,766	69,103,995	57,394,473	6,013,959
Total County Functions	<u>\$1,453,672,909</u>	<u>\$1,492,228,499</u>	<u>\$1,513,609,992</u>	<u>\$1,632,158,820</u>	<u>\$1,746,939,439</u>
Other Expenses					
*Capital Improvements	\$ 8,398,809	\$ 11,215,290	\$ 11,582,438	\$ 13,118,570	\$ 15,466,441
Dept-Principal	49,247,292	53,237,645	56,884,075	64,560,972	75,153,300
Dept-Interest	38,056,843	48,736,849	58,053,784	74,568,613	75,360,907
Deferred Charges	13,538,553	14,593,043	12,518,708	17,201,429	16,720,996
Reserve for Uncollected Taxes	-0-	-0-	2,370	-0-	135,322
Total Other Expenses	<u>\$ 100,842,688</u>	<u>\$ 116,567,537</u>	<u>\$ 127,458,937</u>	<u>\$ 156,331,014</u>	<u>\$ 167,370,525</u>
TOTAL EXPENDITURES	<u>\$1,554,515,597</u>	<u>\$1,608,796,036</u>	<u>\$1,641,068,929</u>	<u>\$1,788,489,834</u>	<u>\$1,914,309,964</u>
REVENUES					
Surplus (Prior years)	\$ 85,854,079	\$ 64,532,398	\$ 76,772,531	\$ 82,239,506	\$ 92,837,408
Miscellaneous	577,185,495	584,192,010	513,178,443	569,516,741	589,841,469
"Revenue Sharing"	54,485,123	56,933,372	60,639,323	67,782,811	74,575,461
Current Tax Collections	<u>874,410,256</u>	<u>963,892,829</u>	<u>1,054,061,419</u>	<u>1,144,461,005</u>	<u>1,236,457,423</u>
TOTAL REVENUES	<u>\$1,591,934,953</u>	<u>\$1,669,550,609</u>	<u>\$1,704,651,716</u>	<u>\$1,864,000,063</u>	<u>\$1,993,711,761</u>

*Not included in Totals

TABLE 5

SUMMARY OF EXPENDITURES AND REVENUES OF ALL MUNICIPALITIES - 1980 to 1984

EXPENDITURES	1980	1981	1982	1983	1984
Municipal Functions					
General Government	\$ 359,291,254	\$ 395,656,408	\$ 431,984,592	\$ 486,703,801	\$ 525,691,346
Judiciary	22,347,220	25,724,521	28,838,879	32,063,840	37,636,400
Public Safety	680,775,226	745,623,444	802,141,421	836,279,330	892,678,222
Public Works					
Roads and Bridges	193,555,029	205,549,676	211,904,380	224,007,586	239,658,903
Other	255,505,764	290,386,646	327,497,156	348,385,620	368,332,094
Health	48,211,484	54,418,987	59,710,552	60,329,377	61,398,373
Welfare	22,211,150	22,479,849	24,193,934	27,253,409	34,211,077
Recreation & Conservation	69,358,318	78,328,835	78,911,975	79,229,283	86,168,284
Education	72,272,438	75,466,679	83,519,067	87,499,535	91,428,771
FICA & Fringe Benefits	223,839,031	246,581,813	284,544,725	298,663,314	308,115,287
CETA & Other Public Employment Programs	114,678,716	70,579,800	29,492,340	14,508,450	706,029
Total Municipal Functions	<u>\$ 2,062,045,630</u>	<u>\$ 2,210,796,658</u>	<u>\$ 2,362,739,021</u>	<u>\$ 2,494,923,545</u>	<u>\$2,646,024,786</u>
Other Expenses					
*Capital Improvements	\$ 21,945,671	\$ 22,861,461	\$ 21,144,007	\$ 33,880,982	\$ 28,808,136
Dept-Principal	106,516,752	114,052,544	130,962,595	149,178,274	165,843,783
Debt-Interest	85,888,992	112,483,181	137,668,740	166,067,958	153,126,067
Deferred Charges	43,148,469	59,572,038	57,574,916	57,208,203	42,053,929
Reserve for Uncollected Taxes	236,121,664	258,082,998	288,644,973	305,411,156	317,167,603
School, County and Special District Taxes	2,989,864,296	3,300,277,290	3,565,933,585	3,808,617,878	4,053,658,806
Total Other Expenses	<u>\$ 3,461,540,173</u>	<u>\$ 3,844,468,051</u>	<u>\$ 4,180,784,809</u>	<u>\$ 4,486,483,469</u>	<u>\$4,731,850,188</u>
TOTAL EXPENDITURES	<u>\$ 5,523,585,803</u>	<u>\$ 6,055,264,709</u>	<u>\$ 6,543,523,830</u>	<u>\$ 6,981,407,014</u>	<u>\$7,377,874,974</u>
REVENUES					
Surplus (prior years)	\$ 288,009,677	\$ 278,009,772	\$ 320,741,402	\$ 325,777,885	\$ 322,191,125
Miscellaneous Revenues	1,130,577,767	1,233,631,851	1,296,749,399	1,375,927,692	1,421,681,018
State Aid Revenues	193,832,690	226,332,272	225,664,905	230,173,615	262,164,954
State and Local Fiscal Assistance					
Act Utilized	101,100,456	100,378,346	92,900,719	76,167,382	76,208,990
Delinquent Taxes and Liens	137,342,238	151,672,092	188,517,076	200,172,618	205,659,801
Current Tax Collections	<u>3,675,617,955</u>	<u>4,054,260,723</u>	<u>4,394,429,212</u>	<u>4,765,543,672</u>	<u>5,165,526,211</u>
TOTAL REVENUES	<u>\$ 5,526,480,783</u>	<u>\$ 6,044,285,056</u>	<u>\$ 6,519,002,713</u>	<u>\$ 6,973,762,864</u>	<u>\$7,453,432,099</u>

*Not included in Totals

TABLE 6

STATEWIDE TRENDS IN STATUTORY NET CAPITAL DEBT

The following statement, showing the statutory net capital debt of counties and municipalities, represents the outstanding indebtedness authorized, including issued and unissued debt.

	1980	1981	1982	1983	1984
<u>Municipal Gross Debt</u>					
School	\$ 1,605,007,219	\$ 1,576,037,731	\$ 1,563,110,230	\$ 1,539,997,328	\$ 1,468,087,077
Utility	629,000,830	654,548,405	710,695,057	721,106,823	783,043,757
General	1,766,880,212	1,913,785,423	2,135,463,202	2,064,207,552	2,249,218,587
Total Gross Debt	\$ 4,000,888,262	\$ 4,144,371,560	\$ 4,409,268,489	\$ 4,325,311,705	\$ 4,500,349,421
Statutory Deductions	2,270,164,659	2,188,123,439	2,422,947,660	2,338,303,247	2,359,751,761
Municipal Net Capital Debt	\$ 1,730,723,603	\$ 1,956,248,121	\$ 1,986,320,829	\$ 1,987,008,458	\$ 2,140,597,660
Percent of Net Debt	1.33	1.33	1.21	1.11	1.10
<u>County Gross Debt</u>	\$ 1,062,242,697	\$ 1,165,966,449	\$ 1,414,806,588	\$ 1,497,879,285	\$ 1,646,423,046
Statutory Deductions	77,323,405	77,186,759	165,793,595	157,451,995	223,287,882
County Net Capital Debt	\$ 984,919,292	\$ 1,088,779,690	\$ 1,249,012,993	\$ 1,340,427,290	\$ 1,423,135,164
Percent of Net Debt	.75	.74	.76	.75	.73
<u>Municipal and County Debt</u>					
Gross Capital Debt	\$ 5,063,130,959	\$ 5,310,338,009	\$ 5,824,075,077	\$ 5,823,190,990	\$ 6,146,772,467
Net Capital Debt	2,715,642,895	3,045,027,811	3,235,333,822	3,327,435,748	3,563,732,824
Percent of Net Debt	2.08	2.07	1.97	1.86	1.83
Average of Three Years'					
Equalized Valuation	\$ 130,513,321,273	\$ 147,536,251,011	\$ 164,798,551,911	\$ 179,692,241,435	\$194,887,571,346

TABLE 7

TOTAL GROSS AND NET DEBT OF MUNICIPALITIES AND COUNTIES BY COUNTY FOR 1984

This table shows the total gross debt of municipalities and counties, the total net debt, and the percentage that net debt bears to the "equalized valuation basis" of the three preceding years' real property.*

GROSS DEBT				NET DEBT			% OF NET DEBT			EQUALIZED VALUATION BASIS
COUNTY	MUNICIPAL	COUNTY	TOTAL	MUNICIPAL	COUNTY	TOTAL	MUN.	CO.	TOT.	
Atlantic \$	147,817,294	\$ 60,184,100	\$ 208,001,394	\$ 71,599,483	\$ 53,305,175	\$ 124,904,658	.86	.64	1.50	\$ 8,334,132,365
Bergen	395,022,711	186,796,659	581,819,370	270,895,036	186,796,659	457,691,695	.85	.59	1.44	31,766,072,790
Burlington	170,972,174	101,333,500	272,305,674	68,882,643	98,523,589	167,406,232	.95	1.35	2.30	7,278,592,940
Camden	217,449,023	161,523,147	378,972,170	95,025,758	129,435,310	224,461,068	1.13	1.53	2.66	8,438,408,600
Cape May	95,767,561	153,076,175	248,843,736	59,932,789	29,974,831	89,907,620	1.02	.51	1.53	5,901,636,452
Cumberland	72,247,591	21,086,501	93,334,092	14,659,455	20,817,500	35,476,955	.77	1.10	1.87	1,895,685,754
Essex	427,309,045	145,131,588	572,440,633	160,771,647	131,629,769	292,401,416	1.09	.89	1.98	14,715,838,944
Gloucester	65,387,084	34,529,375	99,916,459	27,901,226	31,782,376	59,683,602	.66	.75	1.41	4,232,400,019
Hudson	350,823,969	42,988,208	393,812,177	137,715,754	39,580,208	177,295,962	1.98	.57	2.55	6,943,642,376
Hunterdon	41,917,942	27,279,000	69,196,942	15,238,639	26,993,000	42,231,639	.49	.87	1.36	3,089,785,304
Mercer	255,497,924	69,926,786	325,424,710	94,734,908	67,133,805	161,868,713	1.38	.98	2.36	6,871,586,425
Middlesex	462,197,976	170,372,833	632,570,809	217,442,258	153,812,235	371,254,493	1.35	.95	2.30	16,129,710,071
Monmouth	330,250,216	78,238,199	408,488,415	184,791,089	72,431,444	257,222,533	1.33	.52	1.85	13,883,483,032
Morris	401,631,688	79,299,000	480,930,688	199,073,982	79,289,422	278,363,404	1.28	.51	1.79	15,560,627,828
Ocean	244,566,327	66,072,147	310,638,474	114,841,646	66,072,146	180,913,792	.95	.55	1.50	12,075,733,509
Passaic	323,671,350	74,116,318	397,787,668	157,087,887	70,572,034	227,659,921	1.61	.72	2.33	9,776,103,942
Salem	18,029,435	4,338,800	22,368,235	3,775,269	3,120,800	6,896,069	.33	.27	.60	1,150,404,074
Somerset	154,050,286	79,540,000	233,590,286	93,189,368	73,552,154	166,741,522	1.20	.95	2.15	7,745,392,139
Sussex	85,259,919	6,279,424	91,539,343	17,818,339	5,610,116	23,428,455	.56	.18	.74	3,174,978,921
Union	216,407,929	70,226,286	286,634,215	128,403,295	68,891,591	197,294,886	.92	.49	1.41	13,919,515,928
Warren	24,071,077	14,085,000	38,156,977	6,817,189	13,811,000	20,628,189	.34	.69	1.03	2,003,799,933
TOTAL	\$ 4,500,349,421	\$1,646,423,046	\$6,146,772,467	\$2,140,597,660	\$1,423,135,164	\$3,563,732,824	1.10	.73	1.83	\$194,887,571,346

*Amounts rounded to nearest dollar

TABLE 8

AUTHORITY DEBT - DECEMBER 31, 1984

The following tabulation represents the outstanding capital debt of locally created Authorities within New Jersey. Local Authorities operate on various fiscal years; the amounts shown below reflect outstanding bonds, notes, loans and mortgages payable by the Authority as of the respective fiscal year ended nearest to December 31, 1984. The information was obtained from reports of audit filed with the Division pursuant to law.

<u>AUTHORITY</u>	<u>TYPE</u>	<u>AMOUNT</u>	<u>AUTHORITY</u>	<u>TYPE</u>	<u>AMOUNT</u>
Aberdeen Twp.	MU	\$ 7,360,000	Delran Twp.	S	\$ 1,749,000
Asbury Park City	P	341,000	Deptford Twp.	MU	11,428,200
Atlantic City, City	MU	10,540,000	Dover Twp. *	MU	50,340,000
Atlantic County	CI	176,801,355	Dover Twp.	P	11,441
Atlantic County	TR	3,702,646	Dunellen Boro.	P	54,265
Atlantic County	CU	47,905,890	East Brunswick Twp.	S	4,245,000
Atlantic Highlands	RS	8,933,053	East Orange City	P	434,483
Bayonne City	P	-0-	East Rutherford Boro.	S	5,945,000
Bayshore	RS	31,795,000	East Windsor Twp.	MU	11,620,000
Beach Haven Boro.	S	209,000	Eatontown Boro.	S	698,000
Beachwood Boro.	S	2,198,363	Edgewater Park Twp.	S	670,000
Bellmawr Boro.	S	617,000	Egg Harbor Twp.	MU	3,219,127
Bergen County	CU	477,000,000	Elizabeth City	P	835,000
Berkeley Twp.	S	3,890,000	Essex County **	CI	---
Bernards Twp.	S	16,590,000	Evesham Twp.	MU	9,465,000
Beverly City	S	231,000	Ewing/Lawrence Twp.	S	22,330,215
Boonton Town	P	33,339	Florham Park Boro.	S	3,010,000
Brick Twp.	MU	68,480,000	Fort Lee Boro.	P	-0-
Bridgeton City	PRT	475,000	Franklin Twp. * (Som.)	S	3,713,000
Buena Boro.	MU	3,109,027	Gloucester City, City	S	343,000
Camden City	P	-0-	Gloucester County	CI	-0-
Camden City **	PRT	---	Gloucester County	PCF	-0-
Camden County	MU	70,782,228	Gloucester County	CU	39,715,000
Camden County *	PCF	-0-	Gloucester Twp. **	MU	---
Cape May County	BC	1,015,000	Hackettstown Town	MU	12,085,000
Cape May County	MU	102,692,500	Hackettstown Town	P	-0-
Cape May County	PCF	39,000,000	Hamilton Twp. (Atlantic)	MU	2,605,000
Carlstadt Boro.	S	4,032,000	Hanover Twp.	S	3,325,000
Carneys Point Twp.	S	1,150,000	Hazlet Twp.	S	6,885,000
Cinnaminson Twp.	S	2,278,000	Highland Park Boro.	P	-0-
Clayton Boro. *	S	725,000	Hillsborough Twp.	MU	8,900,000
Clementon Boro.	S	1,256,000	Hoboken City	P	7,730,000
Clifton City *	MU	-0-	Hopewell Twp. (Mercer)	MU	669,596
Clifton City *	SWM	-0-	Howell Twp.	MU	3,300,000
Clinton Twp.	S	2,235,000	Hudson County *	CI	-0-
Cumberland County	CI	1,400,000	Hudson County	CU	7,400,000
Cumberland County *	PCF	-0-	Hunterdon County *	CU	-0-
Cumberland County	CU	9,085,000	Independence Twp. *	MU	-0-
Delanco Twp.	S	-0-	Jackson Twp.	MU	4,917,000
Delaware Twp.	MU	163,000	Jersey City, City	IN	2,920,000

TABLE 8

AUTHORITY DEBT - DECEMBER 31, 1984

AUTHORITY	TYPE	AMOUNT	AUTHORITY	TYPE	AMOUNT
Jersey City, City	P	\$ 2,389,203	Newton Town	P	\$ 56,900
Jersey City, City	PRT	5,440,000	North Bergen Twp. *	PRT	-0-
Jersey City, City	S	26,703,794	North Bergen Twp. *	MU	-0-
Keansburg Boro.	MU	10,410,000	North Bergen Twp. *	P	-0-
Kearny Town *	MP	-0-	Northeast Monmouth Co.	RS	18,975,000
Lacey Twp.	MU	9,672,222	North Plainfield Boro.	P	-0-
Lakeland Reg.	SWM	-0-	Northwest Bergen County *	CU	37,329,000
Lakewood Twp.	MU	5,930,000	Oakford Lakes Reg. *	MU	-0-
Lambertville City	S	6,065,000	Ocean City, City	P	551,425
Landis (Vineland City)	S	6,979,000	Ocean County **	PCF	---
Laurel Springs Boro.	S	266,000	Ocean County	CU	208,085,192
Lebanon Boro.	S	500,000	Ocean Twp. (Mom.)	S	7,505,000
Linden Roselle	S	9,184,586	Ocean Twp. (Ocean)	MU	5,866,568
Lindenwold Boro.	MU	2,300,000	Old Bridge Twp.	MU	27,616,000
Little Egg Harbor Twp.	MU	5,874,280	Old Bridge Twp.	S	5,040,000
Little Falls Twp. *	MU	-0-	Passaic City	MU	-0-
Logan Twp. **	MU	---	Passaic County *	PCF	---
Long Beach Twp.	S	876,000	Passaic County *	CU	-0-
Long Branch City	S	7,970,000	Paterson City	MU	498,150
Lower Twp.	IN	-0-	Paterson City *	P	7,835,000
Lower Twp.	MU	12,795,000	Pemberton Twp.	MU	-0-
Lumberton Twp.	MU	772,846	Pennsauken Twp.	S	4,500,000
Magnolia Boro.	S	-0-	Pennsauken Twp. *	SWM	68,050,000
Manasquan River	RS	22,000,000	Penns Grove Boro.	S	-0-
Manchester Twp.	MU	12,725,000	Pennsville Twp. *	S	4,585,000
Mantua Twp. **	MU	---	Pequannock-Linc.Pk. Fairfield	S	25,400,000
Marlboro Twp.	MU	7,600,000	Pequannock River Basin	RS	1,563,000
Mercer County	CI	147,436,000	Perth Amboy City	P	4,840,000
Metuchen Boro.	P	495,000	Perth Amboy City *	PRT	-0-
Middlesex County **	PCF	---	Phillipsburg Town	P	-0-
Middlesex County	CU	88,385,000	Pine Hill Boro.	MU	1,401,100
Middletown Twp.	S	32,620,000	Point Pleasant Beach Boro.	P	-0-
Monmouth Co. Bayshore Outfall	S	1,995,000	Pompton Lakes Boro.	MU	3,670,000
Monroe Twp. (Glou.)	MU	1,272,000	Rahway City	P	30,000
Monroe Twp. (Midd.)	MU	17,575,000	Rahway Valley	S	11,895,000
Montville Twp.	MU	7,655,000	Randolph Twp.	MU	1,651,000
Morris County *	MU	15,100,000	Raritan Twp.	MU	2,085,000
Morristown Town	P	7,095,000	Reading-Lebonon	S	-0-
Mount Holly Twp.	S	11,850,000	Ringwood Boro. **	S	---
Mount Laurel Twp. *	MU	16,295,000	Riverside Twp.	S	108,000
Musconetcong (Stanhope)	S	414,182	Rockaway Valley	RS	34,835,000
National Park Boro. *	MU	406,000	Rockleigh Boro.	S	43,620
Neptune Twp.	S	9,774,370	Runnemede Boro. *	S	-0-
Newark City *	P	4,145,000	Salem City **	PRT	---
New Brunswick City *	P	19,290,000	Salem County *	CI	-0-

TABLE 8

AUTHORITY DEBT - DECEMBER 31, 1984

<u>AUTHORITY</u>	<u>TYPE</u>	<u>AMOUNT</u>	<u>AUTHORITY</u>	<u>TYPE</u>	<u>AMOUNT</u>
Salem County **	PCF	\$ ---	Warren Co. Paulinskill	MU	\$ 108,099
Salem County	CU	900,000	Warren Co. Pequest River	MU	4,850,000
Sea Isle City, City	P	-0-	Warren Twp.	S	5,000,000
Secaucus Town	MU	22,040,000	Washington Boro.	P	50,550
Somers Point City	S	1,115,000	Washington Twp. (Glouc.)	MU	5,429,956
Somerset County **	PCF	---	Washington Twp. (Mercer)	MU	1,050,000
Somerset Raritan Valley	S	11,100,000	Washington Twp. (Morris)	MU	1,765,000
Southeast Morris County	MU	14,770,000	Waterford Twp.	MU	3,245,199
South Monmouth Co.	RS	8,645,000	Weehawken Twp.	P	-0-
South Orange Village Twp.	P	7,856	Western Monmouth Co.	CU	21,115,000
South River Boro.	P	17,200	West Milford Twp.	MU	850,000
South Toms River Boro.	S	2,945,000	West New York Town	MU	1,990,000
Stafford Twp.	MU	6,610,000	West New York Town	P	109,000
Stony Brook	RS	17,230,000	West Windsor Twp.	P	900,000
Stratford Twp.	S	811,000	Westwood Boro.	P	-0-
Summit City *	MU	-0-	Weymouth Twp.	MU	240,224
Sussex County	MU	6,935,000	Wharton Boro.	S	485,000
Trenton City	P	2,820,000	Wildwood City	P	2,085,000
Tuckerton Boro.	MU	2,542,000	Willingboro Twp.	MU	7,544,000
Union City, City	P	167,674	Woodbine Boro.	MU	653,704
Union County	PCF	69,940,000	Woodbine Boro.	PRT	-0-
Wanaque Boro.	S	4,100,000	Woodstown Boro.	S	-0-
Wanaque Valley *	RS	1,984,500	Wrightstown Boro.	MU	405,000
Warren County **	PCF	---			
Warren Co. Lopatcong Creek	MU	-0-			
			TOTAL AUTHORITY DEBT		\$2,580,614,129

CODE: BC=Bridge Commission; CI=County Improvement Authority; CU=County Utilities Authority; IN=Incinerator Authority; MP=Municipal Port Authority; MU=Municipal Utilities Authority; P=Parking Authority; PCF=Pollution Control Financing Authority; PRT=Port Authority; RS=Regional Sewerage Authority; S=Sewerage Authority; SWM-Solid Waste Management Authority; TR=Transportation Authority.

(*) Information has been obtained from other sources
 (**) Information is presently unavailable

TABLE 9
TRENDS IN CURRENT AND DELINQUENT LOCAL PROPERTY TAXES
(AN HISTORICAL TABLE SHOWING LEVIES, COLLECTIONS, AND DELINQUENCIES SINCE 1965)

YEAR	C U R R E N T					D E L I N Q U E N T			
	CASH COLLECTIONS TOTAL TAX LEVY	AMOUNT	%	% OF LEVY CANCELLED OR ADJUSTED	OUTSTANDING DEC. 31 AMOUNT	%	DELINQUENT TAXES (ALL YEARS)*	OUTSTANDING DEC. 31 TAX TITLE LIENS	FORECLOSED PROPERTY
1965	1,224,061,710	1,150,565,415	94.00	1.13	59,579,955	4.87	87,975,860	20,361,390	59,523,484
1966	1,263,399,102	1,190,449,678	94.22	1.03	60,003,555	4.75	89,402,620	21,136,094	58,087,115
1967	1,435,708,258	1,349,799,399	94.01	.88	73,385,248	5.11	104,722,596	20,908,759	60,516,430
1968	1,545,813,848	1,462,750,500	94.63	.78	70,990,292	4.59	105,550,670	25,241,561	50,816,494
1969	1,706,031,717	1,615,192,974	94.68	.95	74,599,330	4.37	108,351,141	30,527,868	51,935,697
1970	1,965,610,339	1,857,735,761	94.51	.98	88,834,447	4.51	116,331,182	36,453,999	54,080,687
1971	2,228,700,613	2,107,940,802	94.58	.64	96,297,126	4.32	123,331,414	43,110,986	58,023,891
1972	2,452,254,384	2,323,698,669	94.76	.55	102,686,227	4.19	130,638,352	48,363,795	67,890,472
1973	2,598,745,142	2,465,654,270	94.87	.57	108,651,329	4.18	136,402,145	57,401,373	77,806,556
1974	2,779,195,767	2,629,046,026	94.60	.69	127,539,699	4.59	162,304,272	60,106,637	97,451,943
1975	3,029,408,635	2,853,776,163	94.20	.70	145,052,461	4.79	185,521,327	72,442,111	102,078,118
1976	3,354,853,643	3,165,060,889	94.34	.82	142,663,904	4.25	187,043,752	83,982,002	122,910,533
1977	3,305,642,100	3,138,535,798	94.95	.64	128,539,284	3.89	175,674,729	79,875,324	141,098,333
1978	3,382,844,855	3,223,886,852	95.30	.56	121,417,610	3.59	167,709,975	81,170,959	151,851,345
1979	3,521,414,644	3,393,315,323	96.36	.53	131,454,324	3.73	170,939,711	69,858,024	163,740,047
1980	3,863,438,643	3,675,617,955	95.14	.54	150,051,469	3.88	190,397,219	68,578,962	187,828,918
1981	4,276,515,902	4,054,260,723	94.80	.59	178,506,117	4.17	217,883,838	74,138,690	217,093,389
1982	4,628,982,448	4,394,429,211	94.93	.52	189,564,927	4.09	230,226,316	84,268,523	237,476,664
1983	5,005,188,446	4,765,543,672	95.21	.56	191,716,284	3.83	224,912,999	91,606,790	257,033,428
1984	5,357,729,212	5,165,526,211	96.41	.40	194,056,730	3.62	218,852,216	94,016,178	281,666,834

*Includes December 31st figures of current year

TABLE 10

SPECIAL DISTRICT TAXES LEVIED IN 1984

This table presents a tabulation of special district taxes levied upon a portion of the municipalities listed for the specific services - (F) Fire, (G) Garbage, (L) Light, (W) Water, (C) Commons. These taxes and obligations are the sole responsibility of the special districts; operations cause no liability for the balance of the municipality. The parenthetical figures denote the number of districts.

MUNICIPALITY	#FIRE DIST'S	FIRE AMOUNT	#OTHER DIST'S	OTHER AMOUNT	TOTAL DIST'S	TAX LEVY	MUNICIPALITY	#FIRE DIST'S	FIRE AMOUNT	#OTHER DIST'S	OTHER AMOUNT	TOTAL DIST'S	TAX LEVY
Aberdeen Twp.	(2)	\$ 343,926	G(1)	\$ 473,000	(3)	\$ 816,926	Lamberville City	(1)	\$ 114,526		\$	(1)	\$ 114,526
Berlin Twp.	(1)	104,475			(1)	104,475	Lindenwold Boro.	(1)	306,089			(1)	306,089
Beverly City	(1)	46,400			(1)	46,400	Lower Twp.	(3)	208,822			(3)	208,822
Bordentown Twp.	(2)	233,260			(2)	233,260	Manalapan Twp.	(2)	333,470			(2)	333,470
Brick Twp.	(3)	1,043,552			(3)	1,043,552	Mansfield Twp.	(1)	1,890			(1)	1,890
Bridgewater Twp.	(4)	266,350	G(1)	82,800	(5)	349,150	Marlboro Twp.	(3)	546,675			(3)	546,675
Buena Boro.	(2)	75,480			(2)	75,480	Maurice River Twp.	(2)	21,977			(2)	21,977
Buena Vista Twp.	(5)	165,848	L(5)	61,220	(10)	227,068	Middle Twp.	(3)	265,421			(3)	265,421
Cedar Grove Twp.			G(1)	223,000	(1)	223,000	Middletown Twp.			G(1)	1,108,699	(1)	1,108,699
Cherry Hill Twp.	(8)	2,551,873			(8)	2,551,873	Millstone Twp.	(1)	90,000			(1)	90,000
Chester Twp.			L(1)	1,583	(1)	1,583	Mine Hill Twp.			G(1)	125,231	(1)	125,231
Chesterfield Twp.	(2)	54,510			(2)	54,510	Monroe Twp.	(3)	436,020			(3)	436,020
Cinnaminson Twp.			G(1)	404,306	(1)	404,306	Montgomery Twp.	(2)	163,700			(2)	163,700
Commercial Twp.	(3)	125,628	L(3)	55,500	(6)	181,128	Montville Twp.	(3)	434,381			(3)	434,381
Delanco Twp.	(1)	78,550			(1)	78,550	Moorestown Twp.	(2)	580,272			(2)	580,272
Delran Twp.	(1)	253,500			(1)	253,500	Morris Twp.			G(1)	608,000	(1)	608,000
Dennis Twp.	(3)	70,073	L(2)	9,900	(5)	79,973	Mount Laurel Twp.	(1)	423,442			(1)	423,442
Deptford Twp.	(1)	537,842			(1)	537,842	Mount Olive Twp.			G(1)	869,590		
Dover Twp.	(2)	1,854,704			(2)	1,854,704	Mount Olive Twp.			L(2)	60,038	(3)	929,628
Downe Twp.	(3)	60,910			(3)	60,910	Mountain Lakes Boro.			G(1)	18,000	(1)	18,000
East Brunswick Twp.	(2)	518,853			(2)	518,853	Neptune Twp.	(2)	878,511			(2)	878,511
East Windsor Twp.			G(1)	301,220	(1)	301,220	Ocean Twp. (Mon)	(2)	570,000			(2)	570,000
Eastampton Twp.	(1)	74,177			(1)	74,177	Old Bridge Twp.	(4)	1,125,449	G(2)	658,971	(6)	1,784,420
Edgewater Park Twp.	(1)	116,000			(1)	116,000	Parsippany-Troy Hills Twp.	(9)	853,411	G(3)	1,643,235	(12)	2,496,647
Edison Twp.			G(1)	2,148,474	(1)	2,148,474	Pennsauken Twp.			G(1)	893,054	(1)	893,054
Evesham Twp.	(1)	528,000			(1)	528,000	Piscataway Twp.	(4)	779,107			(4)	779,107
Florence Twp.	(1)	218,000			(1)	218,000	Pitman Boro.			L(1)	66,004	(1)	66,004
Franklin Twp. (Glouc.)	(5)	250,601			(5)	250,601	Pittsgrove Twp.	(3)	170,855	L(4)	7,354	(7)	178,210
Franklin Twp. (Som.)	(4)	886,993			(4)	886,993	Princeton Twp.			G(5)	42,000	(5)	42,000
Franklin Lakes Boro.			G(1)	440,000	(1)	440,000	South Brunswick Twp.	(3)	359,550			(3)	359,550
Freehold Twp.	(2)	482,588			(2)	482,588	Sparta Twp.			W(1)	27,000	(1)	27,000
Gloucester Twp.	(6)	1,247,204			(6)	1,247,204	Stillwater Twp.			W(1)	49,500	(1)	49,500
Haddon Twp.	(4)	214,258			(4)	214,258	Swedesboro Boro.			G(1)	47,243	(1)	47,243
Hamilton Twp. (Atl.)			G(1)	216,000	(1)	216,000	Trenton City			C(1)	85,000	(1)	85,000
Hamilton Twp. (Mer.)	(9)	2,866,591			(9)	2,866,591	Upper Twp.	(4)	163,100			(4)	163,100
Hanover Twp.	(2)	344,634			(2)	344,634	Vineland City			G(1)	372,112	(1)	372,112
Harrison Twp.	(1)	74,575			(1)	74,575	Voorhees Twp.	(4)	512,971	W(3)	71,500	(7)	584,471
Hillsborough Twp.	(1)	341,688			(1)	341,688	Wall Twp.	(3)	325,388			(3)	325,388
Howell Twp.	(5)	833,709			(5)	833,709	Washington Twp. (Glou.)	(1)	549,028	G(1)	468,989	(2)	1,018,700
Jackson Twp.	(4)	981,544			(4)	981,544	Weehawken Twp.			G(1)	310,000	(1)	310,000
Jamesburg Boro.	(1)	98,867			(1)	98,867	Wharton Boro.			G(1)	124,656	(1)	124,656
Jefferson Twp.			G(1)	485,500			Woodbridge Twp.	(12)	3,509,924			(12)	3,509,924
Jefferson Twp.			L(5)	21,400	(6)	506,900	TOTAL		<u>\$31,669,155</u>		<u>\$12,580,085</u>		<u>\$44,249,240</u>

TABLE 11

EQUALIZED PROPERTY TAX RATES

The equalized property tax rates for selected years are shown below for all municipalities by County area. These tax rates are the result of multiplying the general tax rate by the ratio of assessed to true value as certified by the Director of Taxation on October 1st of each year pursuant to statute. Thus, the table shows the tax rate that would be applied if the assessment level were 100 percent. This permits ready comparison of the tax trends of New Jersey's local units.

<u>ATLANTIC COUNTY</u>	<u>1980</u>	<u>1981</u>	<u>1982</u>	<u>1983</u>	<u>1984</u>	<u>BERGEN (Con't)</u>	<u>1980</u>	<u>1981</u>	<u>1982</u>	<u>1983</u>	<u>1984</u>
Absecon City	1.90	1.83	1.67	2.08	2.05	East Rutherford Boro.	1.35	1.69	1.70	1.69	1.39
Atlantic City, City	1.85	2.27	2.55	2.73	.99	Edgewater Boro.	2.34	2.21	2.47	2.12	1.92
Brigantine City	1.27	1.30	1.21	1.31	1.33	Elmwood Park Boro.	1.76	1.76	1.81	1.83	1.90
Buena Boro	2.29	1.78	2.39	2.53	2.22	Emerson Boro.	2.52	2.32	2.41	2.45	2.36
Buena Vista Twp.	1.75	1.83	1.87	1.91	2.00	Englewood City	3.39	3.44	3.33	3.32	3.28
Corbin City, City	1.55	1.61	1.90	1.48	1.87	Englewood Cliffs Boro.	1.33	1.25	1.09	1.12	1.23
Egg Harbor City	2.58	2.52	2.74	3.03	3.19	Fair Lawn Boro.	2.07	2.05	2.20	2.25	2.08
Egg Harbor Twp.	1.69	1.52	1.52	1.91	1.85	Fairview Boro.	2.26	2.26	2.29	2.30	2.25
Estell Manor City	1.92	2.02	1.76	1.64	1.91	Fort Lee Boro.	1.97	1.89	1.79	1.85	1.68
Folsom Boro.	1.81	1.87	2.09	1.83	2.00	Franklin Lakes Boro.	1.68	1.62	1.61	1.69	1.58
Galloway Twp.	1.69	1.65	2.07	2.13	2.03	Garfield City	1.96	2.04	2.01	2.33	2.20
Hamilton Twp.	1.35	1.87	2.05	1.96	2.06	Glen Rock Boro.	2.57	2.51	2.46	2.56	2.43
Hammonton Town	2.36	2.23	2.04	2.01	2.26	Hackensack City	3.00	2.72	2.68	2.84	2.83
Linwood City	2.06	2.00	2.19	2.38	2.48	Harrington Park Boro.	2.51	2.42	2.39	2.46	2.39
Longport Boro.	.98	.96	.88	.90	.97	Hasbrouck Heights Boro.	2.04	2.05	2.05	2.04	2.08
Margate City, City	1.36	1.27	1.29	1.40	1.46	Haworth Boro.	2.29	2.32	2.25	2.30	2.16
Mullica Twp.	2.24	2.44	2.14	2.18	2.28	Hillsdale Boro.	2.65	2.64	2.59	2.59	2.52
Northfield City	2.55	2.28	2.20	2.51	2.67	Ho-Ho-Kus Boro.	1.86	1.81	1.80	1.78	1.77
Pleasantville City	2.65	3.02	2.79	2.91	2.93	Leonia Boro.	3.07	2.83	2.81	2.85	2.72
Port Republic City	1.34	1.46	2.09	1.12	2.06	Little Ferry Boro.	2.26	2.19	2.36	2.30	2.21
Somers Point City	2.11	2.02	2.18	2.18	2.11	Lodi Boro.	2.64	2.55	2.62	2.69	2.62
Ventnor City, City	1.74	1.42	1.42	1.49	1.45	Lyndhurst Twp.	1.61	1.71	1.82	1.94	1.92
Weymouth Twp.	1.67	1.80	1.57	2.02	2.38	Mahwah Twp.	1.79	1.78	1.79	1.89	1.97
						Maywood Boro.	2.29	2.15	2.18	2.21	2.19
						Midland Park Boro.	2.45	2.44	2.20	2.25	2.23
<u>BERGEN COUNTY</u>											
Allendale Boro.	2.49	2.36	2.44	2.35	2.25	Montvale Boro.	1.92	1.84	1.84	2.01	1.87
Alpine Boro.	1.31	1.20	1.09	1.02	.92	Moonachie Boro.	1.18	1.24	1.16	1.49	1.25
Bergenfield Boro.	2.77	2.73	2.79	2.75	2.81	New Milford Boro.	2.46	2.49	2.49	2.51	2.49
Bogota Boro.	2.60	2.55	2.68	2.71	2.82	North Arlington Boro.	2.17	2.20	2.19	2.19	2.19
Carlstadt Boro.	1.19	1.26	1.25	1.35	1.33	Northvale Boro.	2.47	2.45	2.17	2.28	2.13
Cliffside Park Boro.	1.82	1.78	1.87	1.81	1.92	Norwood Boro.	2.39	2.25	2.24	2.23	2.22
Closter Boro.	2.59	2.49	2.50	2.47	2.38	Oakland Boro.	2.64	2.60	2.74	2.75	2.57
Cresskill Boro.	2.47	2.35	2.26	2.28	2.17	Old Tappan Boro.	2.14	2.21	2.17	2.08	1.88
Demerest Boro.	2.51	2.55	2.46	2.30	2.25	Oradell Boro.	2.00	1.89	2.01	2.01	2.02
Dumont Boro.	2.74	2.71	2.70	2.69	2.74	Palisades Park Boro.	2.32	2.27	2.12	2.19	2.14

TABLE 11 (Cont'd.)

EQUALIZED PROPERTY TAX RATES

<u>BERGEN (Cont'd)</u>	<u>1980</u>	<u>1981</u>	<u>1982</u>	<u>1983</u>	<u>1984</u>	<u>BURLINGTON (Cont'd)</u>	<u>1980</u>	<u>1981</u>	<u>1982</u>	<u>1983</u>	<u>1984</u>
Paramus Boro.	1.96	1.76	1.67	1.61	1.66	Hainesport Twp.	2.55	2.52	2.61	2.56	2.84
Park Ridge Boro.	2.68	2.61	2.59	2.62	2.47	Lumberton Twp.	2.22	2.08	2.27	2.34	2.43
Ramsey Boro.	2.32	2.36	2.55	2.55	2.35	Mansfield Twp.	2.10	2.22	2.11	2.01	2.02
Ridgefield Boro.	.55	.49	.60	.64	.65	Maple Shade Twp.	2.17	2.04	1.98	2.24	2.41
Ridgefield Park Village	2.75	2.72	2.71	2.64	2.70	Medford Twp.	2.22	2.26	2.20	2.25	2.25
Ridgewood Village	2.84	2.72	2.66	2.67	2.49	Medford Lakes Boro.	2.44	2.39	2.43	2.42	2.40
River Edge Boro.	2.47	2.36	2.32	2.41	2.28	Moorestown Twp.	2.44	2.24	2.31	2.32	2.42
River Vale Twp.	2.57	2.50	2.45	2.50	2.58	Mount Holly Twp.	2.95	2.94	2.75	2.85	2.77
Rochelle Park Twp.	1.36	1.47	1.53	1.52	1.49	Mount Laurel Twp.	2.21	2.28	2.25	2.26	2.21
Rockleigh Boro.	.70	.62	.72	.68	.81	New Hanover Twp.	2.14	2.19	2.24	2.20	2.27
Rutherford Boro.	2.55	2.52	2.50	2.39	2.51	North Hanover Twp.	1.87	1.50	1.60	1.50	1.52
Saddle Brook Twp.	1.79	1.74	1.77	1.71	1.69	Palmyra Boro.	2.61	2.34	2.49	2.43	2.48
Saddle River Boro.	1.05	1.05	1.01	.99	.92	Pemberton Boro.	2.36	2.53	2.76	2.63	2.95
South Hackensack Twp.	1.61	1.69	1.69	1.67	1.71	Pemberton Twp.	2.46	2.49	2.53	2.47	2.33
Teaneck Twp.	3.41	3.32	3.24	3.17	2.97	Riverside Twp.	2.26	2.06	2.17	2.29	2.21
Tenafly Boro.	2.56	2.39	2.34	2.34	2.29	Riverton Boro.	2.41	2.53	2.52	2.56	2.52
Teterboro Boro.	.82	.91	1.00	1.00	1.05	Shamong Twp.	2.32	2.40	2.47	2.26	2.24
Upper Saddle River Boro.	2.04	1.94	1.86	1.78	1.81	Southampton Twp.	1.73	1.85	1.72	1.77	1.76
Waldwick Boro.	2.69	2.73	2.70	2.54	2.42	Springfield Twp.	1.98	2.00	2.13	2.11	2.10
Wallington Boro.	1.74	1.69	1.82	1.98	1.97	Tabernacle Twp.	2.29	2.27	2.39	2.13	2.09
Washington Twp.	2.58	2.49	2.35	2.31	2.25	Washington Twp.	1.86	2.09	1.87	1.71	2.13
Westwood Boro.	2.52	2.37	2.21	2.24	2.12	Westampton Twp.	2.59	2.54	2.74	2.72	2.62
Wood-Ridge Boro.	1.72	1.61	1.71	1.77	1.72	Willingboro Twp.	3.33	3.28	3.10	2.88	2.96
Woodcliff Lake Boro.	2.54	2.42	2.35	2.21	2.14	Woodland Twp.	1.85	1.75	2.07	2.60	1.54
Wycoff Twp.	2.04	2.07	2.02	2.06	1.95	Wrightstown Boro.	2.54	2.42	2.64	2.52	2.54
<u>BURLINGTON COUNTY</u>						<u>CAMDEN COUNTY</u>					
Bass River Twp.	2.44	2.08	2.32	2.49	2.31	Audubon Boro	3.48	3.10	3.09	3.19	3.19
Beverly City	2.18	2.48	2.66	2.87	2.70	Audubon Park Boro.	4.21	4.69	5.37	5.17	5.63
Bordentown City	2.77	2.89	2.76	2.75	2.53	Barrington Boro.	3.40	3.31	3.18	3.53	3.19
Bordentown Twp.	2.61	2.68	2.58	2.50	2.44	Bellmawr Boro.	3.18	3.07	3.22	3.34	3.38
Burlington City	1.02	1.00	1.08	1.08	1.16	Berlin Boro.	2.65	2.68	2.70	2.86	2.84
Burlington Twp.	2.17	2.22	2.13	2.27	1.91	Berlin Twp.	2.71	2.99	3.04	3.18	3.02
Chesterfield Twp.	2.15	2.39	2.25	2.20	2.14	Brooklawn Boro.	2.70	2.88	2.89	3.03	2.71
Cinnaminson Twp.	2.37	2.41	2.27	2.25	2.34	Camden City	4.55	6.31	6.32	6.32	6.62
Delanco Twp.	2.72	2.51	2.94	2.82	2.63	Cherry Hill Twp.	2.93	2.96	3.08	3.31	3.06
Delran Twp.	1.96	2.32	2.40	2.38	2.45	Chesilhurst Boro.	2.99	2.92	3.23	3.19	3.31
Eastampton Twp.	2.89	2.69	2.69	2.77	2.68	Clementon Boro.	3.19	3.45	3.52	3.37	3.23
Edgewater Park Twp.	2.49	2.34	2.44	2.50	2.29	Collingswood Boro.	3.10	2.97	2.86	3.09	3.04
Evesham Twp.	2.19	2.16	2.20	2.22	2.17	Gibbsboro Boro.	3.00	2.97	2.84	2.96	2.86
Fieldsboro Boro.	2.80	3.07	2.86	2.23	2.16	Gloucester City, City	2.83	3.04	2.98	2.87	2.89
Florence Twp.	2.50	2.37	2.56	2.39	2.42	Gloucester Twp.	2.75	2.94	2.92	3.11	3.07

TABLE 11 (Cont'd.)

EQUALIZED PROPERTY TAX RATES

<u>CAMDEN (Cont'd)</u>	<u>1980</u>	<u>1981</u>	<u>1982</u>	<u>1983</u>	<u>1984</u>	<u>CUMBERLAND COUNTY</u>	<u>1980</u>	<u>1981</u>	<u>1982</u>	<u>1983</u>	<u>1984</u>
Haddon Twp	2.84	2.82	3.10	3.02	2.87	Bridgeton City	3.52	3.07	4.05	3.98	3.86
Haddon Heights Boro.	2.92	2.88	2.90	2.96	2.94	Commercial Twp.	2.78	2.38	2.71	2.59	2.35
Haddonfield Boro.	2.88	2.87	2.82	2.77	2.78	Deerfield Twp.	2.28	2.35	2.41	2.38	2.80
Hi-Nella Boro.	2.98	4.37	3.49	2.49	2.49	Downe Twp.	3.10	2.87	2.86	2.81	2.82
Laurel Springs Boro.	2.98	2.90	2.76	2.83	3.16	Fairfield Twp.	2.93	2.54	2.30	2.49	2.46
Lawnside Boro.	2.79	3.32	3.47	3.59	3.34	Greenwick Twp.	3.11	3.01	2.78	2.76	2.47
Lindenwold Boro.	3.05	3.01	3.00	2.98	3.04	Hopewell Twp.	2.49	2.12	2.47	2.65	2.48
Magnolia Boro.	3.08	3.25	3.20	3.11	3.24	Lawrence Twp.	2.94	3.77	3.71	2.99	2.48
Merchantville Boro.	3.24	3.39	3.13	3.32	3.26	Maurice River Twp.	2.73	2.71	2.46	2.47	2.79
Mount Ephraim Boro.	2.95	2.97	2.80	2.76	2.84	Millville City	2.75	2.84	2.92	2.94	2.90
Oaklyn Boro.	3.14	3.16	3.10	3.05	3.07	Shiloh Boro.	2.65	2.35	2.57	3.21	2.90
Pennsauken Twp.	3.05	3.10	3.10	3.08	2.96	Stow Creek Twp.	2.36	2.38	2.33	2.71	2.53
Pine Hill Boro.	2.99	2.99	3.14	3.27	3.17	Upper Deerfield Twp.	2.28	2.06	2.07	2.06	2.15
Pine Valley Boro.	4.31	4.43	4.54	4.61	4.74	Vineland City	2.92	2.82	2.96	2.85	2.92
Runnemede Boro.	2.87	3.10	2.87	2.99	3.03						
						<u>ESSEX COUNTY</u>					
Somerdale Boro.	3.24	3.29	3.38	3.24	3.18	Belleville Twp.	3.74	3.79	3.54	3.42	3.54
Stratford Boro.	2.76	2.64	2.81	2.82	2.79	Bloomfield Twp.	3.63	3.56	3.58	3.56	3.40
Tavistock Boro.	2.17	2.01	1.99	1.99	2.19	Caldwell Boro. Twp.	3.35	3.15	3.13	3.01	3.15
Voorhees Twp.	2.46	2.51	2.47	2.69	2.49	Cedar Grove Twp.	2.49	2.35	2.20	2.31	2.37
Waterford Twp.	2.61	2.72	2.84	2.81	2.89	East Orange City	6.89	7.27	7.66	8.07	7.82
Winslow Twp.	2.64	2.58	2.50	2.60	2.50	Essex Fells Twp.	2.58	2.53	2.31	2.30	2.20
Woodlynne Boro.	4.06	4.18	4.20	4.04	4.02	Fairfield Twp.	2.69	2.40	2.53	2.39	2.12
						Glen Ridge Boro. Twp.	3.97	3.88	3.85	3.79	3.71
<u>CAPE MAY COUNTY</u>						Irvington Twp.	4.48	4.49	4.43	4.85	4.40
Avalon Boro.	.93	.83	.83	.84	.87	Livingston Twp.	2.62	2.60	2.36	2.44	2.22
Cape May City	2.49	1.99	1.87	1.84	1.73						
Cape May point Boro.	1.09	.84	.76	.84	.80	Maplewood Twp.	3.84	3.62	3.64	3.72	3.59
Dennis Twp.	1.64	1.69	1.71	1.76	1.88	Millburn Twp.	2.40	2.41	2.06	2.26	2.15
Lower Twp.	1.89	1.96	1.87	1.94	1.82	Montclair Twp.	4.01	3.81	3.67	3.69	3.34
Middle Twp.	2.27	2.10	2.13	2.17	2.16	Newark City	5.40	5.25	4.92	5.82	5.76
North Wildwood City	1.81	1.72	1.52	1.62	1.78	North Caldwell Twp.	2.94	2.89	2.71	2.74	2.57
Ocean City, City	1.38	1.21	1.18	1.35	1.31	Nutley Twp.	3.41	3.17	3.32	3.35	3.31
Sea Isle City, City	1.15	1.03	1.11	1.14	1.25	Orange City Twp.	5.99	5.88	5.81	5.97	5.39
Stone Harbor Boro.	.98	.88	.94	.94	.91	Roseland Boro.	2.94	2.49	2.38	2.39	2.19
Upper Twp.	.59	.50	.55	.59	.61	South Orange Vill. Twp.	4.23	4.03	3.79	3.99	3.90
West Cape May Boro.	1.71	1.80	1.64	1.78	1.63	Verona Twp.	3.47	3.25	3.11	3.05	3.09
West Wildwood Boro.	2.13	1.95	1.87	1.91	1.78	West Caldwell Twp.	3.03	2.96	2.88	3.01	2.79
Wildwood City	2.35	2.29	2.27	2.39	2.28	West Orange Twp.	3.69	3.61	3.53	3.80	3.38
Wildwood Crest Boro.	1.51	1.38	1.29	1.42	1.39						
Woodbine Boro.	3.04	2.30	2.81	2.01	2.63						

TABLE 11 (Cont'd.)

EQUALIZED PROPERTY TAX RATES

<u>GLOUCESTER COUNTY</u>	<u>1980</u>	<u>1981</u>	<u>1982</u>	<u>1983</u>	<u>1984</u>	<u>HUNTERDON (Cont'd)</u>	<u>1980</u>	<u>1981</u>	<u>1982</u>	<u>1983</u>	<u>1984</u>
Clayton Boro.	2.49	3.00	2.70	2.61	2.66	Bloomsbury	2.08	2.22	2.29	2.20	2.26
Deptford Twp.Boro.	2.52	2.40	2.37	2.30	2.82	Califon Boro.	2.36	2.59	2.61	2.62	2.53
East Greenwich Twp.	1.95	1.89	1.98	2.08	2.13	Clinton Town	2.83	2.74	2.83	2.87	2.59
Elk Twp.	2.18	2.19	2.25	2.02	2.09	Clinton Twp.	2.35	2.36	2.22	2.03	1.93
Franklin Twp.	2.20	2.35	2.25	2.15	2.25	Delaware Twp.	1.96	2.15	1.83	2.02	2.12
Glassboro Boro.	2.86	2.82	2.99	3.01	3.09	East Amwell Twp.	1.73	1.89	1.91	1.86	1.86
Greenwich Twp.	1.70	1.79	1.54	1.81	1.59	Flemington Boro.	2.46	2.25	2.40	2.12	2.45
Harrison Twp.	2.19	2.18	2.57	2.36	2.25	Franklin Twp.	1.81	2.02	2.42	2.01	1.90
Logan Twp.	1.89	2.05	1.97	1.99	2.07	Frenchtown Boro.	2.33	2.68	2.65	2.42	2.35
Mantua Twp.	2.43	2.44	2.48	2.33	2.59	Glen Gardner Boro.	2.18	2.09	3.04	2.79	2.81
Monroe Twp.	2.19	2.12	2.14	2.30	2.29	Hampton Boro.	2.52	2.71	2.93	2.81	2.55
National Park Boro.	2.86	2.75	2.72	2.70	2.67	High Bridge Boro.	2.42	2.53	2.52	2.64	2.56
Newfield Boro.	2.75	2.49	2.13	2.44	2.46	Holland Twp.	.51	.60	.68	.70	.65
Paulsboro Boro.	2.52	2.52	2.34	2.31	2.15	Kingwood Twp.	2.35	2.37	2.32	2.16	1.98
Pitman Boro.	2.60	2.58	2.67	2.72	2.67	Lambertville City	2.14	2.12	2.25	2.18	2.05
South Harrison Twp.	2.19	2.29	2.08	2.31	2.28	Lebanon Boro.	2.44	2.64	2.85	2.60	2.61
Swedesboro Boro.	2.91	2.84	2.56	2.51	2.51	Lebanon Twp.	1.53	1.52	1.49	1.40	1.34
Washington Twp.	2.11	2.19	2.19	2.27	2.30	Milford Boro.	1.97	2.01	2.20	2.48	2.21
Wenonah Boro.	2.44	2.51	2.72	2.54	2.65	Raritan Twp.	2.33	2.15	2.27	2.32	2.23
West Deptford Twp.	2.31	2.06	1.83	1.99	2.26	Readington Twp.	1.79	1.99	2.19	2.06	2.08
Westville Boro.	2.57	2.53	2.65	2.55	2.47	Stockton Boro.	1.92	2.20	2.37	2.20	2.20
Woodbury City	2.90	2.73	2.69	2.59	2.44	Tewksbury Twp.	2.09	2.09	2.14	2.09	2.17
Woodbury Heights Boro.	2.12	2.27	2.31	2.27	2.45	Union Twp.	1.94	2.01	2.05	2.05	1.93
Woolwich Twp.	2.20	2.25	2.63	2.07	2.36	West Amwell Twp.	2.06	2.00	2.37	2.36	2.36
<u>HUDSON COUNTY</u>						<u>MERCER COUNTY</u>					
Bayonne City	4.07	4.26	4.27	3.99	3.82	East Windsor Twp.	3.15	2.95	3.01	2.80	2.79
East Newark Boro.	4.34	3.79	3.83	3.81	3.41	Ewing Twp.	2.72	2.82	2.63	2.74	2.67
Guttenberg Town	3.16	3.11	3.08	2.37	2.46	Hamilton Twp.	2.57	2.66	2.79	2.60	2.60
Harrison Town	2.85	2.88	2.45	2.78	2.71	Hightstown Boro.	3.08	3.06	3.25	3.35	3.02
Hoboken City	5.23	5.61	4.83	5.14	3.82	Hopewell Boro.	2.32	2.45	2.47	2.32	2.24
Jersey City, City	5.65	5.87	5.70	6.04	4.93	Hopewell Twp.	2.31	2.34	2.30	2.21	2.22
Kearny Town	2.82	2.99	3.03	2.78	2.52	Lawrence Twp.	2.49	2.38	2.25	2.35	2.16
North Bergen Twp.	4.47	3.99	3.77	3.67	3.90	Pennington Boro.	2.41	2.26	2.37	2.28	2.25
Secaucus Town	2.67	2.45	2.65	2.47	2.47	Princeton Boro.	2.18	2.26	2.25	2.18	1.97
Union City, City	5.85	6.39	6.39	5.75	5.38	Princeton Twp.	2.18	2.04	2.14	2.01	2.00
Weehawken Twp.	4.96	4.23	5.60	4.41	3.96	Trenton City	5.25	5.42	5.52	5.34	5.14
West New York Town	5.55	5.19	5.53	5.19	5.35	Washington Twp.	2.10	1.98	2.15	2.16	2.06
<u>HUNTERDON COUNTY</u>						West Windsor Twp.	2.59	2.45	2.49	2.32	2.44
Alexandria Twp.	2.06	2.19	2.53	2.39	2.24						
Bethlehem Twp.	2.20	2.49	2.28	2.50	2.40						

TABLE 11 (Cont'd.)

EQUALIZED PROPERTY TAX RATES

<u>MIDDLESEX COUNTY</u>	<u>1980</u>	<u>1981</u>	<u>1982</u>	<u>1983</u>	<u>1984</u>	<u>MONMOUTH (Cont'd)</u>	<u>1980</u>	<u>1981</u>	<u>1982</u>	<u>1983</u>	<u>1984</u>
Carteret Boro.	2.88	2.78	2.99	2.87	2.73	Fair Haven Boro.	2.58	2.54	2.57	2.54	2.49
Cranbury Twp.	1.81	1.56	1.51	1.69	1.60	Farmingdale Boro.	2.28	2.42	2.88	2.85	2.58
Dunellen Boro.	2.89	2.91	2.88	2.79	2.76	Freehold Boro.	2.45	2.73	2.59	2.66	2.81
East Brunswick Twp.	2.80	2.73	2.70	2.74	2.76	Freehold Twp.	2.54	2.29	2.39	2.49	2.34
Edison Twp.	2.44	2.30	2.31	2.30	2.26	Hazlet Twp.	2.39	2.36	2.52	2.58	2.51
Helmetta Boro.	2.90	2.91	2.87	2.39	2.36	Highlands Boro.	3.07	2.82	2.73	2.87	2.74
Highland Park Boro.	3.17	3.28	3.62	3.60	3.41	Holmdel Twp.	1.84	1.77	2.01	1.90	1.26
Jamesburg Boro.	2.94	2.74	2.73	2.87	2.67	Howell Twp.	2.46	2.44	2.36	2.22	2.22
Metuchen Boro.	2.80	2.75	2.80	2.83	2.78	Interlaken Boro.	1.41	1.36	1.64	1.54	1.41
Middlesex Boro.	2.62	2.56	2.70	2.74	2.83	Keansburg Boro.	3.10	2.84	2.85	3.43	3.17
Milltown Boro.	2.02	2.08	2.24	2.36	2.29	Keyport Boro.	3.45	3.64	2.86	2.68	2.67
Monroe Twp.	1.94	2.05	2.09	1.89	1.86	Little Silver Boro.	2.63	2.58	2.53	2.59	2.54
New Brunswick City	3.54	3.38	3.26	3.39	3.45	Loch Arbour Village	2.91	3.00	2.84	2.90	2.92
North Brunswick Twp.	2.54	2.32	2.32	2.32	2.29	Long Branch City	2.97	2.97	2.98	3.06	3.00
Old Bridge Twp.	3.03	3.10	2.87	2.82	3.10	Manalapan Twp.	2.37	2.26	2.25	2.51	2.37
Perth Amboy City	2.99	2.92	2.72	3.68	3.08	Manasquan Boro.	2.07	1.94	1.88	1.79	1.76
Piscataway Twp.	2.39	2.12	2.18	2.32	2.37	Marlboro Twp.	2.36	2.39	2.28	2.47	2.33
Plainsboro Twp.	1.73	1.63	1.65	1.84	1.61	Matawan Boro.	2.99	2.88	2.93	2.74	2.72
Sayreville Boro.	1.89	1.81	1.76	2.13	2.10	Middletown Twp.	2.29	2.41	2.38	2.47	2.31
South Amboy City	2.06	2.16	2.02	2.16	2.14	Millstone Twp.	1.94	2.06	2.23	2.36	2.23
South Brunswick Twp.	2.85	2.50	2.43	2.71	2.59	Monmouth Beach Boro.	2.38	2.23	2.37	2.18	2.03
South Plainfield Boro.	2.52	2.39	2.42	2.70	2.74	Neptune Twp.	2.61	2.59	2.59	2.49	2.53
South River Boro.	2.93	2.85	2.78	2.98	2.91	Neptune City, Boro.	2.76	2.58	2.34	2.43	2.62
Spotswood Boro.	3.10	2.91	2.91	3.17	2.97	Ocean Twp.	2.57	2.64	2.72	2.74	2.70
Woodbridge Twp.	2.40	2.34	2.51	2.41	2.53	Oceanport Boro.	2.17	2.09	2.29	2.26	2.31
<u>MONMOUTH COUNTY</u>						Red Bank Boro.	3.28	3.21	3.08	2.89	2.72
Aberdeen Twp.	2.91	2.84	2.81	3.04	2.88	Roosevelt Boro.	2.81	3.26	2.84	3.03	3.09
Allenhurst Boro.	1.51	1.31	1.51	1.50	1.01	Rumson Boro.	2.56	2.32	2.28	2.30	2.17
Allentown Boro.	2.99	2.97	2.86	2.75	2.86	Sea Bright Boro.	2.52	2.22	2.37	2.42	2.15
Asbury Park City	6.00	5.66	5.50	6.22	5.75	Sea Girt Boro.	1.58	1.52	1.42	1.35	1.34
Atlantic Highlands Boro.	3.11	2.84	2.87	2.72	2.78	Shrewsbury Boro.	2.50	2.65	2.73	2.74	2.81
Avon-By-The Sea Boro.	1.96	1.96	1.83	2.06	1.77	Shrewsbury Twp.	4.55	3.90	5.02	5.22	5.89
Belmar Boro.	2.38	2.39	2.42	2.19	2.09	South Belmar Boro.	3.06	2.96	3.19	3.01	2.81
Bradley Beach Boro.	3.72	3.36	3.50	3.33	2.86	Spring Lake Boro.	1.62	1.61	1.51	1.51	1.43
Brielle Boro.	2.14	2.01	1.94	1.96	1.82	Spring Lake Heights Boro.	2.12	2.02	2.13	2.15	1.95
Colts Neck Twp.	2.10	1.98	2.05	2.02	1.93	Tinton Falls Boro.	2.95	3.03	3.34	3.03	3.10
Deal Boro.	1.29	1.35	1.31	1.34	1.26	Union Beach Boro.	2.35	2.43	2.89	2.70	2.97
Eatontown Boro.	2.72	2.81	2.88	2.82	2.69	Upper Freehold Twp.	2.39	2.25	2.29	2.51	2.28
Englishtown Boro.	2.68	2.81	2.62	2.59	2.68	Wall Twp.	2.18	2.06	2.21	2.16	2.10
						West Long Branch Boro.	2.26	2.16	2.39	2.44	2.26

TABLE 11 (Cont'd.)

EQUALIZED PROPERTY TAX RATES

<u>MORRIS COUNTY</u>	<u>1980</u>	<u>1981</u>	<u>1982</u>	<u>1983</u>	<u>1984</u>	<u>OCEAN COUNTY</u>	<u>1980</u>	<u>1981</u>	<u>1982</u>	<u>1983</u>	<u>1984</u>
Boonton Town	2.46	2.54	2.71	2.68	2.55	Barnegat Twp.	2.48	2.90	2.77	2.71	2.57
Boonton Twp.	1.64	1.57	1.64	1.61	1.68	Barnegat Light Boro.	1.13	1.04	.93	.94	.95
Butler Boro.	2.42	2.31	2.32	2.41	2.45	Bay Head Boro.	1.37	1.29	1.14	1.19	1.17
Chatham Boro.	2.17	2.13	2.14	2.15	2.01	Beach Haven Boro.	1.35	1.28	1.16	1.22	1.18
Chatham Twp.	2.16	2.15	2.11	2.03	1.93	Beachwood Boro.	2.65	2.62	2.62	2.58	2.58
Chester Boro.	2.67	2.40	2.54	2.33	2.23	Berkeley Twp.	1.73	1.83	1.91	1.89	1.82
Chester Twp.	2.44	2.37	2.34	2.37	2.45	Brick Twp.	2.08	2.00	2.03	2.06	2.12
Denville Twp.	2.01	2.05	2.21	2.26	2.20	Dover Twp.	2.49	2.37	2.36	2.38	2.28
Dover Town	2.56	2.46	2.68	2.36	2.41	Eagleswood Twp.	2.41	1.98	2.11	2.08	2.37
East Hanover Twp.	1.76	1.71	1.81	1.71	1.62	Harvey Cedars Boro.	1.23	1.10	1.06	.98	1.02
Florham Park Boro.	1.67	1.80	1.55	1.58	1.53	Island Heights Boro.	2.32	2.56	2.16	2.05	2.17
Hanover Twp.	2.00	1.95	1.42	1.53	1.47	Jackson Twp.	2.56	2.57	2.59	2.78	2.67
Harding Twp.	1.51	1.29	1.19	.99	.99	Lacey Twp.	1.01	2.06	1.82	1.64	1.51
Jefferson Twp.	2.26	2.25	2.17	2.14	2.09	Lakehurst Boro.	3.03	2.89	2.94	2.67	3.19
Kinnelon Boro.	2.33	2.20	2.21	2.26	2.29	Lakewood Twp.	2.85	2.66	2.57	2.60	2.72
Linclon Park Boro.	2.94	3.06	3.08	2.83	2.65	Lavallette Boro.	1.10	1.02	1.05	1.11	1.13
Madison Boro.	2.43	2.33	2.29	2.12	2.05	Little Egg Harbor Twp.	2.37	2.12	2.34	2.51	2.58
Mendham Boro.	2.32	2.26	2.20	2.09	2.01	Long Beach Twp.	1.11	1.01	.95	.93	.94
Mendham Twp.	2.22	2.04	2.14	2.14	2.12	Manchester Twp.	1.56	1.65	1.73	1.86	1.84
Mine Hill Twp.	2.58	2.45	2.48	2.61	2.62	Montoloking Boro.	1.00	.95	.79	.81	.74
Montville Twp.	2.14	1.99	1.92	1.90	1.83	Ocean Twp.	2.27	2.42	2.29	2.17	2.16
Morris Twp.	1.99	1.92	1.95	1.95	1.85	Ocean Gate Boro.	2.31	2.31	2.32	2.31	2.34
Morris Plains Boro.	2.02	1.72	1.83	1.92	1.96	Pine Beach Boro.	2.38	2.44	2.39	2.56	2.53
Morristown Town	2.94	2.59	2.54	2.33	2.07	Plumsted Twp.	1.85	1.69	1.80	1.82	2.03
Mount Arlington Boro.	2.57	2.43	2.46	2.40	2.46	Point Pleasant Boro.	2.24	2.07	2.03	2.08	2.03
Mount Olive Twp.	2.26	2.23	2.16	2.32	2.39	Point Pleasant Beach Boro.	2.00	2.05	1.89	1.86	1.72
Mountain Lakes Boro.	2.76	2.71	2.71	2.68	2.65	Seaside Heights Boro.	1.78	1.75	1.98	1.79	1.69
Netcong Boro.	2.19	2.02	2.32	2.28	2.32	Seaside Park Boro.	1.44	1.54	1.62	1.70	1.61
Parsippany-Troy Hills Twp.	2.22	2.14	2.07	2.29	2.02	Ship Bottom Boro.	1.46	1.24	1.17	1.12	1.19
Passaic Twp.	2.18	2.12	2.12	2.20	2.04	South Toms River Boro.	2.54	2.67	2.44	2.44	2.65
Pequannack Twp.	2.29	2.35	2.49	2.52	2.51	Stafford Twp.	1.34	1.28	1.31	1.69	1.81
Randolph Twp.	2.77	2.67	2.76	2.81	2.67	Surf City Boro.	1.16	1.06	.94	.95	1.01
Riverdale Boro.	1.97	2.22	2.18	2.35	2.38	Tuckerton Boro.	2.47	2.13	2.11	2.67	2.52
Rockaway Boro.	2.19	2.18	2.26	2.36	2.36						
Rockaway Twp.	2.62	2.64	2.77	2.63	2.55	<u>PASSAIC COUNTY</u>					
Roxbury Twp.	2.14	2.37	2.36	2.40	2.32	Bloomington Boro.	2.65	2.78	2.77	2.68	2.68
Victory Gardens Boro.	2.89	2.42	2.51	2.34	2.54	Clifton City	1.93	1.93	1.83	1.90	1.96
Washington Twp.	2.07	2.15	2.25	2.31	2.21	Haledon Boro.	2.23	2.38	2.14	2.18	2.18
Wharton Boro.	2.42	2.30	2.53	2.62	2.42	Hawthorne Boro.	2.27	2.27	2.16	2.15	2.23
						Little Falls Twp.	1.89	1.91	1.92	1.94	1.97

TABLE 11 (Cont'd.)

EQUALIZED PROPERTY TAX RATES

<u>PASSAIC (Cont'd)</u>	<u>1980</u>	<u>1981</u>	<u>1982</u>	<u>1983</u>	<u>1984</u>	<u>SOMERSET (Cont'd)</u>	<u>1980</u>	<u>1981</u>	<u>1982</u>	<u>1983</u>	<u>1984</u>
North Haledon Boro.	2.28	2.39	2.31	2.24	2.15	Manville Boro.	2.38	2.45	2.60	2.75	2.72
Passaic City	4.05	3.99	4.06	5.11	4.51	Millstone Boro.	1.73	1.79	1.93	1.84	1.76
Paterson City	3.06	3.57	4.72	4.54	4.32	Montgomery Twp.	2.16	2.14	2.03	2.07	1.86
Pompton Lakes Boro.	2.88	2.95	2.85	2.89	2.69	North Plainfield Boro.	2.80	2.81	2.74	2.81	2.72
Prospect Park Boro.	2.38	2.38	2.44	2.42	2.46	Peapack-Gladstone Boro.	1.80	1.83	1.64	1.42	1.21
Ringwood Boro.	2.63	2.65	2.63	2.80	2.68	Raritan Boro.	2.44	2.34	2.60	2.67	2.57
Totowa Boro.	1.60	1.63	1.74	1.71	1.51	Rocky Hill Boro.	1.85	1.52	1.58	1.50	1.38
Wanaque Boro.	2.56	2.55	2.40	2.64	2.56	Somerville Boro.	2.99	2.99	3.01	2.84	2.94
Wayne Twp.	2.42	2.27	2.23	2.33	2.51	South Bound Brook Boro.	2.72	2.51	2.67	2.76	2.71
West Milford Twp.	2.74	2.67	2.71	2.74	2.70	Warren Twp.	2.20	2.10	2.08	2.13	1.95
West Paterson Boro.	2.30	2.17	2.37	2.26	2.16	Watchung Boro.	1.85	1.87	1.94	1.93	1.88
<u>SALEM COUNTY</u>						<u>SUSSEX COUNTY</u>					
Alloway Twp.	2.11	2.22	2.15	2.19	2.17	Andover Boro.	1.92	2.24	1.97	2.44	2.03
Carneys Point Twp.	2.70	2.95	2.67	2.58	2.48	Andover Twp.	2.51	2.28	2.31	2.47	2.51
Elmer Boro.	2.63	2.46	2.63	2.51	2.28	Branchville Boro.	1.86	1.95	1.73	1.63	1.74
Elsinboro Twp.	2.45	2.33	2.14	1.92	1.85	Byram Twp.	2.47	2.47	2.73	2.74	2.64
Lower Alloways Creek Twp.	.82	.69	.88	.75	.76	Frankford Twp.	2.54	2.57	2.61	2.57	2.57
Mannington Twp.	2.16	2.41	2.33	2.60	2.29	Franklin Boro.	2.66	2.59	2.66	3.15	3.14
Oldmans Twp.	2.60	2.08	2.36	2.53	2.32	Fredon Twp.	2.45	2.37	2.47	2.50	2.52
Penns Grove Boro.	3.72	3.75	3.83	3.38	3.37	Green Twp.	2.47	2.44	2.49	2.55	2.50
Pennsville Twp.	2.50	2.43	2.49	2.21	2.09	Hamburg Boro.	2.57	2.70	2.79	3.37	3.16
Pilesgrove Twp.	2.27	2.32	2.08	2.17	2.20	Hampton Twp.	2.05	2.40	2.71	2.69	2.53
Pittsgrove Twp.	2.32	2.35	2.26	2.17	2.10	Hardyston Twp.	2.54	2.57	2.49	2.54	2.80
Quinton Twp.	2.10	2.22	2.24	2.27	2.22	Hopatcong Boro.	2.92	2.77	2.63	2.53	2.46
Salem City	3.28	3.06	3.16	2.96	3.31	Lafayette Twp.	2.15	2.36	2.38	2.40	2.43
Upper Pittsgrove Twp.	2.20	2.10	2.30	2.05	2.04	Montague Twp.	1.57	1.58	1.87	1.72	1.68
Woodstown Boro.	2.75	2.65	2.72	2.92	2.82	Newton Town	2.85	2.52	2.44	2.60	2.53
<u>SOMERSET COUNTY</u>						Ogdensburg Boro.	2.76	2.83	2.75	3.05	3.19
Bedminster Twp.	1.24	1.13	1.02	1.16	1.07	Sandyston Twp.	2.14	2.12	2.03	2.18	2.11
Bernards Twp.	1.82	1.81	1.93	1.95	2.03	Sparta Twp.	2.55	2.52	2.59	2.63	2.53
Bernardsville Boro.	1.84	1.73	1.78	1.74	1.67	Stanhope Boro.	2.65	2.47	2.63	2.67	2.64
Bound Brook Boro.	2.75	2.57	2.60	2.68	2.44	Stillwater Twp.	2.32	2.46	2.40	2.37	2.47
Branchburg Twp.	1.85	1.93	1.85	1.85	2.05	Sussex Boro.	2.48	2.65	2.88	2.77	2.57
Bridgewater Twp.	2.36	2.25	2.23	2.24	2.33	Vernon Twp.	2.33	2.26	2.26	2.39	2.35
Far Hills Boro.	1.33	1.10	1.30	1.45	1.39	Walpack Twp.	.80	.69	.74	.74	.62
Franklin Twp.	2.48	2.55	2.60	2.61	2.47	Wantage Twp.	2.45	2.40	2.61	2.57	2.47
Green Brook Twp.	2.63	2.52	2.35	2.37	2.30						
Hillsborough Twp.	2.06	2.11	2.04	2.31	2.31						

TABLE 11 (Cont'd.)

EQUALIZED PROPERTY TAX RATES

UNION COUNTY	1980	1981	1982	1983	1984	WARREN COUNTY	1980	1981	1982	1983	1984
Berkeley Heights Twp.	2.10	1.86	1.98	2.01	2.09	Allamuchy Twp.	1.78	1.66	1.75	1.76	1.92
Clark Twp.	2.36	2.59	2.28	2.36	2.20	Alpha Boro.	1.68	2.08	2.19	2.25	2.40
Cranford Twp.	2.45	2.54	2.52	2.58	2.55	Belvidere Town	2.47	2.43	2.93	2.94	2.83
Elizabeth City	3.49	3.45	3.63	3.50	3.26	Blairstown Twp.	.84	.54	.55	.64	.60
Fanwood Boro.	2.84	2.75	2.87	2.73	2.73	Franklin Twp.	2.28	2.04	2.17	2.19	2.15
Garwood Boro.	2.66	2.64	2.49	2.42	2.50	Frelinghuysen Twp.	2.09	2.08	2.20	2.21	2.19
Hillside Twp.	3.32	3.26	3.32	3.17	3.09	Greenwich Twp.	2.00	2.03	2.19	2.17	2.12
Kenilworth Boro.	1.81	2.09	2.00	1.92	2.08	Hackettstown Town	2.57	2.49	2.45	2.83	2.64
Linden City	1.45	1.59	1.51	1.53	1.49	Hardwick Twp.	1.85	2.20	1.96	2.02	1.95
Mountainside Boro.	1.99	2.09	2.02	1.94	1.95	Harmony Twp.	1.93	2.18	2.20	2.03	2.13
New Providence Boro.	2.48	2.35	2.58	2.45	2.55	Hope Twp.	1.92	2.20	1.84	2.16	2.14
Plainfield City	3.58	3.64	3.61	3.51	3.40	Independence Twp.	2.07	2.10	2.26	2.19	2.15
Rahway City	3.15	3.08	3.23	2.94	2.96	Knowlton Twp.	2.00	2.24	2.07	2.07	2.19
Roselle Boro.	3.00	2.92	2.98	3.09	3.14	Liberty Twp.	2.13	2.15	2.24	2.26	2.24
Roselle Park Boro.	2.68	2.74	2.77	3.00	2.88	Lopatcong Twp.	1.95	2.06	2.24	2.20	2.28
Scotch Plains Twp.	2.65	2.57	2.56	2.66	2.56	Mansfield Twp.	2.31	2.26	2.30	2.23	2.14
Springfield Town	2.43	2.32	2.38	2.36	2.26	Oxford Twp.	2.57	2.41	2.56	2.90	2.75
Summit City	1.95	1.92	1.83	1.85	1.90	Pahaquarry Twp.	.64	.55	.59	.64	.67
Union Twp.	1.98	2.14	2.13	2.23	2.22	Phillipsburg Town	2.73	2.63	2.75	2.87	2.91
Westfield Town	2.43	2.38	2.37	2.39	2.38	Pohatcong Twp.	1.98	1.98	2.10	2.25	2.21
Winfield Twp.	10.23	10.02	10.83	12.14	12.06	Washington Boro.	2.41	2.50	2.74	2.70	3.09
						Washington Twp.	2.35	2.24	2.24	2.42	2.34
						White Twp.	1.43	1.62	1.71	1.85	1.94

TABLE 12: FINANCES OF MUNICIPALLY OPERATED UTILITIES

This table reports the revenues and expenditures of municipally operated utilities in summary since 1979 and in detail for 1984. These operations are independent of the municipality and are not shown in the municipal data on the preceding pages.

Utility Type Codes: 1-Water 2-Sewer 3-Airport 4-Beach Front 5-Water & Sewer 6-Harbor 7-Electric 8-Parking 9-Swimming Pool

		SURPLUS ANTICIPATED	OPERATING INCOME	FROM PROPERTY TAXES	SURPLUS TO MUNICIPALITY	OPERATING COSTS	DEBT SERVICE	CAPITAL IMPROVEMENTS	TOTAL REVENUE	TOTAL EXPENDITURES
A T L A N T I C	Absecon City	2	83,272.83	517,093.72		297,388.95	240,591.00	60,000.00	600,366.55	597,979.95
	Atlantic City, City	1		73,994.80			63,644.59		73,994.80	63,644.59
	Atlantic City, City	3	1,052,635.53	1,974,886.50		2,106,873.37	96,026.08	451,500.00	3,027,522.03	2,654,399.45
	Brigantine City	5	77,415.82	2,076,960.04		1,416,135.68	478,379.08	76,982.19	2,154,375.86	1,971,496.95
	Egg Harbor City	5		319,344.68		260,589.77	50,166.65		319,344.68	310,756.42
	Galloway Twp.	2	404,465.00	869,452.93		401,865.00	402,529.17	10,000.00	1,273,917.93	814,394.17
	Hammonton Town	1	130,918.06	589,476.51		345,600.00	199,777.22	75,000.00	720,394.57	620,377.22
	Hammonton Town	2	133,701.11	579,320.28		379,000.00	156,197.31	60,000.00	708,021.39	595,197.31
	Margate City, City	5	173,400.00	1,379,035.38		1,338,820.75	29,579.25		1,552,435.38	1,368,400.00
	Pleasantville City	2	115,000.00	975,623.81		920,160.39	261,794.88	50,000.00	1,090,623.81	1,231,955.27
E M E R S O N	Ventnor City, City	5		1,575,719.86		1,376,700.93	20,574.00		1,575,719.86	1,397,274.93
	Allendale Boro.	1	140,000.00	439,603.29		249,900.00	18,850.00	86,250.00	579,603.29	355,000.00
	Cresskill Boro.	9	34,000.00	130,912.32		138,500.00		9,800.00	164,912.32	148,300.00
	Elmwood Park Boro.	1	23,300.00	861,073.13		769,123.07	106,876.93		884,373.13	876,000.00
	Emerson Boro.	2		226,885.67		291,787.23			290,939.07	291,787.23
	* Englewood City	0		46,174.75	64,053.40	95,420.34			96,420.67	195,420.34
	Fair Lawn Boro.	1	400,000.00	2,250,016.83	50,245.92	2,374,300.00		118,000.00	2,650,016.83	2,492,300.00
	Garfield City	1	11,847.28	1,022,920.70		871,001.30	129,262.49	10,000.00	1,034,767.98	1,010,263.79
	Hackensack City	8		569,243.89		250,400.00	187,355.76		569,243.89	437,755.76
	Hillsdale Boro.	9	6,384.63	316,291.89		142,516.88	125,197.75		322,676.52	267,714.63
B E R G E N	Ho-Ho-Kus Boro.	1	113,200.00	320,524.50		234,500.00	52,200.00	77,000.00	433,724.50	363,700.00
	Leonora Boro.	9	33,646.21	137,391.00		84,961.00	53,685.21	15,000.00	171,037.21	153,646.21
	Lodi Boro.	1		1,054,295.57		925,961.44	148,033.84	2,500.00	1,054,295.57	1,076,495.28
	Lyndhurst Twp.	1		1,148,358.76		960,691.88	30,200.16	26,400.00	1,148,358.76	1,017,292.04
	Mahwah Twp.	1	157,850.90	1,146,342.05		748,184.00	412,053.00		1,304,192.95	1,160,237.00
	Mahwah Twp.	2	966,727.81	1,317,414.85		1,426,356.71	372,200.00		2,284,142.66	1,798,556.71
	Maywood Boro.	9	7,180.00	137,906.72		99,695.00	32,377.75		145,086.72	132,072.75
	Moonachie Boro.	2		372,862.29		335,050.00			372,862.29	335,050.00
	North Arlington Boro.	1	40,000.00	948,260.87		800,500.00	21,459.67	40,000.00	988,260.87	861,959.67
	Oakland Boro.	1		717,822.47		597,120.00	60,808.27	3,500.00	717,822.47	661,428.27
P A R A M U S	Oakland Boro.	2		49,339.44	49,873.56	107,974.05			99,213.00	107,974.05
	Palisades Park Boro.	9	49,000.00	366,079.54		301,523.00	45,477.00	30,000.00	415,079.54	377,000.00
	Paramus Boro.	2	50,000.00	1,622,999.85		1,158,242.00	454,313.00	50,000.00	1,672,999.85	1,662,555.00
	Paramus Boro.	9	34,501.00	248,171.00		171,776.00	67,207.23	16,500.00	282,672.00	255,483.23
	** Paramus Boro.	0	49,373.00	648,724.68		335,620.00	305,052.05	2,000.00	698,097.68	642,672.05
	Park Ridge Boro.	1		851,885.48		567,404.00	67,593.00	100,000.00	851,885.48	734,997.00
	Park Ridge Boro.	7	372,018.00	3,373,355.47		3,376,355.56	197,554.00	72,500.00	3,745,373.47	3,646,409.56
	Park Ridge Boro.	9	6,650.00	99,587.84		65,000.00	24,650.00	8,500.00	106,237.84	98,150.00
	Ramsey Boro.	5	425,655.00	1,440,207.23		1,334,500.00	222,119.28	50,000.00	1,865,862.23	1,606,619.28
	Ramsey Boro.	9	25,600.00	126,724.51		120,600.00		25,000.00	152,324.51	145,600.00
R I D G E F I E L D	Ridgefield Boro.	9	4,055.00	169,717.22		104,800.00	45,665.00		173,772.22	150,465.00
	Ridgefield Park Village	9	40,350.00	100,600.57		61,736.53	48,562.50		140,950.57	110,299.03
	Ridgewood Village	1	239,615.31	2,934,716.83		2,641,394.14	457,367.03	38,000.00	3,174,332.14	3,136,761.17
	Ridgewood Village	8	5,814.84	208,188.28		184,487.62	28,085.58		214,003.12	212,573.20
	*** Ridgewood Village	0	20,973.99	177,769.08		198,205.00			198,743.07	198,205.00
	Saddle Brook Twp.	1		1,215,889.94		1,139,854.24	11,140.00	1,000.00	1,215,889.94	1,151,994.24
	Waldwick Boro.	1		425,079.66		356,434.69		43,000.00	425,079.66	399,434.69
	Wallington Boro.	1		497,413.40		365,027.51	88,697.00	25,000.00	497,413.40	478,724.51
	Wycoff Twp.	2	13,000.00	654,186.85		635,843.00			667,186.85	635,843.00

*Recreation
**Golf Course
***Park Utility

TABLE 12: FINANCES OF MUNICIPALLY OPERATED UTILITIES - CONTINUED

		SURPLUS ANTICIPATED	OPERATING INCOME	FROM PROPERTY TAXES	SURPLUS TO MUNICIPALITY	OPERATING COSTS	DEBT SERVICE	CAPITAL IMPROVEMENTS	TOTAL REVENUE	TOTAL EXPENDITURES
B U R L I N G T O N	Bordentown City	1	126,000.00	1,020,997.06		794,008.23	199,087.12	29,000.00	1,146,997.06	1,022,095.35
	Bordentown City	2	330,900.00	468,579.12		610,845.00	27,409.17	6,000.00	799,479.12	644,254.17
	Bordentown Twp.	2	67,000.00	640,793.67		345,000.00	136,233.70	101,725.00	707,793.67	582,958.70
	Burlington City	1		314,222.71	188,300.00	480,154.00	25,204.80		502,522.71	505,358.80
	Burlington City	2	85,651.00	161,926.54		269,318.94			247,577.54	269,318.94
	Burlington Twp.	1		640,357.02	62,201.23	392,814.83	309,743.42		702,558.25	702,558.25
	Burlington Twp.	2		1,150,132.60		497,853.52	383,561.74	10,000.00	1,150,132.60	891,415.26
	*Evesham Twp.	0	51,339.00	381,179.62		397,339.00		10,000.00	432,518.62	407,339.00
	Fieldsboro Boro.	1	7,515.00	52,442.19		40,515.00		17,800.00	59,957.19	58,315.00
	Fieldsboro Boro.	2	7,575.00	35,882.22		37,575.00			43,457.22	37,575.00
C A M D E N	Florence Twp.	5	124,829.59	773,262.26		449,661.00	246,007.88	13,201.00	898,091.85	708,869.88
	Maple Shade Twp.	1		1,255,500.79		687,600.00	269,135.43	40,000.00	1,255,500.79	996,735.43
	Maple Shade Twp.	2	130,000.00	680,807.84		625,326.00	142,060.72	60,000.00	810,807.84	827,386.72
	Medford Twp.	5	381,384.00	1,455,627.48		765,654.00	436,721.77	37,000.00	1,837,011.48	1,239,375.77
	Medford Lakes Boro.	2	4,400.00	281,085.69		236,617.19	40,478.33	10,000.00	285,485.69	287,095.52
	Moorestown Twp.	1	142,300.00	1,314,794.28		944,669.00	260,920.32	45,300.00	1,457,094.28	1,250,889.32
	Moorestown Twp.	2	113,109.00	733,849.54		565,963.00	169,550.64	22,200.00	851,958.54	757,713.64
	Palmyra Boro.	2	49,433.00	220,573.17		226,633.00	1,036.75	5,000.00	270,006.17	232,669.75
	Pemberton Boro.	5	10,950.00	184,245.53		143,649.58	19,474.07		195,195.53	163,123.65
	Pemberton Boro.	7	49,000.00	553,365.23		591,351.03		10,000.00	602,365.23	601,351.03
C A M D E N	Pemberton Twp.	1	133,225.00	701,278.96		439,875.00	239,444.34	10,000.00	834,503.96	689,319.34
	Pemberton Twp.	2		575,640.00			575,640.00		575,640.00	575,640.00
	Barrington Boro.	2		234,498.64		213,630.00	13,373.69	2,500.00	234,498.64	229,503.69
	Bellmawr Boro.	1	100,000.00	569,305.76		335,800.00	206,905.91		669,305.76	542,705.91
	Berlin Boro.	1		581,967.32		491,220.32	79,184.99	2,936.79	581,967.32	573,342.10
	Berlin Boro.	2	10,000.00	387,167.76		271,005.31	89,848.00	14,483.10	397,167.76	375,336.41
	Brooklawn Boro.	1		182,642.45		158,452.10	35,408.58		182,642.45	193,860.68
	Camden City	1		2,975,350.55		2,371,532.48	468,628.30	15,000.00	2,975,350.55	2,855,160.78
	Camden City	2		4,942,801.81		4,290,742.01	621,084.16		4,942,801.81	4,911,826.17
	Cherry Hill Twp.	2	752,020.00	4,344,490.30		3,139,241.00	859,877.96	35,000.00	5,096,510.30	4,034,118.96
C A M D E N	Clementon Boro.	1		284,010.80		242,791.54	72,652.08	5,500.00	284,010.80	320,943.62
	Collingswood Boro.	1		541,770.91	42,552.24	546,650.00	124,719.62		584,323.15	671,369.62
	Collingswood Boro.	2		568,287.53		574,660.00	25,170.00		568,287.53	599,830.00
	Gloucester City, City	1	59,144.00	700,815.31		546,934.00	19,290.00	77,102.61	759,959.31	643,326.61
	Haddon Twp.	5	30,000.00	851,410.08		673,490.00	122,469.85	54,510.00	881,410.08	850,469.85
	Haddonfield Boro.	5	107,000.00	1,411,539.60		1,059,411.70	360,283.30	7,500.00	1,518,539.60	1,427,195.00
	Lawnside Boro.	2	10,000.00	143,092.32		118,025.00	29,695.84	5,100.00	153,092.32	152,820.84
	Mount Ephraim Boro.	1	38,000.00	250,443.15		310,600.00			288,443.15	324,100.00
	*Pennsauken Twp.	0	6,600.00	567,109.12		423,950.00		120,000.00	573,709.12	543,950.00
	Somerdale Boro.	2	30,000.00	203,227.11		225,000.00			233,227.11	225,000.00
C A P E M A Y	Voorhees Twp.	2	200,000.00	1,501,509.24		787,557.91	649,638.52		1,701,509.24	1,437,196.43
	Winslow Twp.	5	350,000.00	1,281,630.61		733,706.54	372,035.90	24,000.00	1,631,630.61	1,129,742.44
	Avalon Boro.	5	300,000.00	1,166,018.88		758,021.50	556,851.31	138,600.00	1,466,018.88	1,453,472.81
	Cape May City	5	230,454.45	1,769,283.97		1,547,584.00	226,182.92	69,000.00	1,999,738.42	1,842,766.92
	Cape May Point Boro.	5	30,000.00	162,008.42		112,950.00	36,836.81	3,000.00	192,008.42	152,786.81
	Ocean City, City	2		49,273.35	10,837.15	300.00	59,810.50		60,110.50	60,110.50
	Sea Isle City, City	5	88,008.00	1,021,329.55		769,750.00	253,258.00	21,000.00	1,109,337.55	1,044,008.00
	Stone Harbor Boro.	1	41,036.00	255,797.08		157,325.00	93,348.45	34,500.00	296,833.08	285,173.45
	West Cape May Boro.	2	10,000.00	145,144.04		159,688.98			159,144.04	159,688.98
	West Wildwood Boro.	1	7,500.00	77,799.55		77,000.00		3,000.00	85,299.55	80,000.00
	Wildwood City	1	134,994.24	2,432,725.64		1,302,877.50	612,493.75	89,300.00	2,567,719.88	2,004,671.25

*Golf Course

TABLE 12: FINANCES OF MUNICIPALLY OPERATED UTILITIES - CONTINUED

		SURPLUS ANTICIPATED	OPERATING INCOME	FROM PROPERTY TAXES	SURPLUS TO MUNICIPALITY	OPERATING COSTS	DEBT SERVICE	CAPITAL IMPROVEMENTS	TOTAL REVENUE	TOTAL EXPENDITURES
C	Bridgeton City	5	184,050.00	2,828,630.56		2,393,694.00	73,045.00	182,000.00	3,012,680.56	2,648,739.00
U	Millville City	1	20,000.00	788,142.58		807,718.33	155,463.49	74,927.72	808,142.58	1,038,109.54
M	Millville City	2	15,000.00	1,414,229.48		1,033,650.00	209,400.00	50,000.00	1,429,229.48	1,293,050.00
	Millville City	3		286,176.64	61,103.16	206,300.00	140,279.80	700.00	347,279.80	347,279.80
	Vineland City	5	463,000.00	1,656,595.35		1,174,000.00	294,478.77	541,600.00	2,119,595.35	2,010,078.77
	Vineland City	7	2,500,000.00	26,035,679.28		23,549,402.60	1,144,137.49	3,046,300.00	28,535,679.28	27,739,840.09
	Belleville Twp.	1	8,893.78	1,363,874.82		777,900.00	355,000.00	141,000.00	1,372,768.60	1,273,900.00
	Bloomfield Twp.	1		1,951,370.90		1,698,068.00	133,033.75		1,951,370.90	1,831,101.75
	Caldwell Boro. Twp.	1	31,945.00	503,084.06		417,295.09		10,000.00	534,929.06	427,295.09
	Caldwell Boro. Twp.	2	34,481.50	769,086.39		642,829.00	102,652.50	10,000.00	803,567.89	755,481.50
	Cedar Grove Twp.	1	75,418.20	810,229.12		535,592.00	207,826.20	20,000.00	885,647.32	763,418.20
	Cedar Grove Twp.	2	59,127.14	375,070.82		322,562.00	23,392.50	20,000.00	434,197.96	365,954.50
	Cedar Grove Twp.	9	23,925.00	156,395.02		5,699.00	21,915.00	13,185.00	180,320.02	40,799.00
	East Orange City	1	698,600.00	6,810,090.17	500,000.00	5,640,500.00	327,068.20	600,000.00	7,506,568.20	7,067,568.20
	Essex Fells Twp.	1	53,000.00	1,004,309.67		883,615.00		40,000.00	1,057,309.67	923,615.00
	Fairfield Twp.	1		597,347.71		315,319.98	119,945.02	88,000.00	597,347.71	523,265.00
	Fairfield Twp.	2		1,340,826.26	753.02	1,112,330.88	447,071.27	10,000.00	1,341,579.28	1,569,402.15
	Fairfield Twp.	9	10,176.65	179,119.57		49,750.85	97,592.15	2,000.00	189,296.22	149,343.00
E	Glen Ridge Boro. Twp.	1	63,000.00	358,506.18		366,250.00		85,000.00	421,506.18	451,250.00
S	Livingston Twp.	1	148,348.76	1,141,586.83		1,012,899.59	88,649.17	134,800.00	1,289,935.59	1,236,348.76
S	Livingston Twp.	9	90,000.00	156,405.50		160,826.00		87,174.00	246,405.50	248,000.00
X	Maplewood Twp.	9	29,103.50	324,135.86		184,126.65	67,969.50	86,000.00	353,239.36	338,096.15
	Montclair Twp.	1	387,935.60	2,167,649.99		1,965,058.00	319,591.80		2,555,585.59	2,284,649.80
	Newark City	1	4,077,873.51	21,733,455.15		18,533,374.51	1,014,078.63	4,000,000.00	25,811,328.66	23,547,453.14
	North Caldwell Twp.	1	71,200.00	336,824.77		339,255.00	27,857.50	43,500.00	408,024.77	410,612.50
	North Caldwell Twp.	9		154,902.33	11,006.16	70,891.01	91,623.49	3,393.99	165,908.49	165,908.49
	Nutley Twp.	1	200,000.00	1,088,215.62		1,171,964.00	28,959.73	20,000.00	1,288,215.62	1,220,923.73
	Orange City, Twp.	1		1,682,627.45		1,234,964.00	153,116.94		1,682,627.45	1,388,080.94
	Roseland Boro.	1	48,938.63	492,516.92	84,100.64	428,170.00	199,702.00		625,556.19	627,872.00
	Roseland Boro.	2		223,597.50	66,329.67	261,770.00	28,157.17		289,927.17	289,927.17
	South Orange Vill., Twp.	1	49,853.39	1,618,578.95		1,271,509.64	99,343.75	40,000.00	1,668,432.34	1,410,853.39
	Verona Twp.	1	75,000.00	979,658.77	121,000.00	684,950.72	120,675.56	1,000.00	1,054,658.77	927,626.28
	Verona Twp.	9	28,025.00	211,429.43		127,475.00	60,388.35	20,000.00	239,454.43	207,863.35
	West Caldwell Twp.	1		724,190.50		610,464.62	64,242.38		724,190.50	674,707.00
	West Caldwell Twp.	9	30,000.00	303,173.09		199,311.95	103,512.00		333,173.09	302,823.95
	West Orange Twp.	9		105,187.00		99,100.00			105,187.00	99,100.00
	Clayton Boro.	1	36,259.12	281,140.51		162,533.59	73,810.41	35,533.45	317,399.63	271,877.45
	East Greenwich Twp.	1		161,838.59	77,661.41	98,347.48		145,000.00	239,500.00	243,347.48
	Glassboro Boro.	5	569,809.35	1,319,718.61		1,224,791.94	201,211.67	118,030.00	1,889,527.96	1,544,033.61
G	Greenwich Twp.	1		152,900.62	24,469.38	131,370.00	40,000.00	6,000.00	177,370.00	177,370.00
L	Harrison Twp.	2	24,884.68	123,484.88		106,964.13	38,533.33		148,369.56	145,497.46
O	National Park Boro.	1		106,177.12		72,291.00	11,250.00	8,400.00	106,177.12	91,941.00
U	Newfield Boro.	1	32,350.00	123,869.11		74,780.00	27,557.81	30,000.00	156,219.11	132,337.81
C	Paulsboro Boro.	5	74,000.00	582,908.68		496,690.28	94,829.58	17,697.51	656,908.68	609,217.37
E	Pitman Boro.	5		1,024,349.13		613,390.68	59,893.60	96,401.95	1,024,349.13	769,686.23
S	Swedesboro Boro.	5	51,809.46	296,435.40		260,681.46	37,916.79	20,000.00	348,244.86	318,598.25
T	Wenonah Boro.	1	34,000.00	92,230.37		62,980.00		10,620.00	126,230.37	73,600.00
E	Wenonah Boro.	2	35,700.00			93,335.00	10,767.00	3,569.51	35,700.00	107,671.51
R	West Deptford Twp.	5	234,563.09	2,270,169.21		1,363,473.87	573,672.18	92,000.00	2,504,732.30	2,029,146.05
	Westville Boro.	1	42,947.60	386,054.99		304,043.15	95,920.80	7,917.85	429,002.59	407,881.80
	Woodbury City	5	280,000.00	1,742,732.43		1,462,296.54	453,152.72	40,000.00	2,022,732.43	1,955,449.26
	Woodbury Heights Boro.	1	1,500.00	158,574.12		158,111.50	26,477.50		160,074.12	149,589.00
	Woodbury Heights Boro.	2		298,965.74		314,948.45			298,965.74	314,948.45

TABLE 12: FINANCES OF MUNICIPALLY OPERATED UTILITIES - CONTINUED

		SURPLUS ANTICIPATED	OPERATING FROM PROPERTY INCOME TAXES	SURPLUS TO MUNICIPALITY	OPERATING COSTS	DEBT SERVICE	CAPITAL IMPROVEMENTS	TOTAL REVENUE	TOTAL EXPENDITURES
	Bayonne City	5	550,000.00	4,176,620.82	4,029,135.00	123,240.01	150,000.00	4,726,620.82	4,302,375.01
	East Newark Boro.	1		89,999.34	127,877.90			97,684.15	127,877.90
H	Harrison Town	1		961,765.28	874,000.00			961,765.28	874,000.00
U	Hoboken City	1	376,746.50	2,955,452.72	2,756,059.00	138,687.50	27,000.00	3,332,199.22	2,921,746.50
D	Hoboken City	2		2,297,723.15	1,552,007.00	463,827.23		2,297,723.15	2,015,834.23
S	Jersey City, City	1	58,161.00	16,865,862.80	9,032,799.79	5,515,194.56	239,000.00	16,924,023.80	14,786,994.35
O	Jersey City, City	9		76,863.07	267,317.50			267,317.50	267,317.50
N	Kearny Town	1		2,722,078.62	2,583,134.21	107,268.33		2,722,078.62	2,690,402.54
	North Bergen Twp.	9		209,710.04	160,790.34	13,091.75		209,710.04	173,882.09
	Secaucus Town	9		233,822.59	249,163.66			249,163.66	249,163.66
	West New York Town	9		59,913.33	51,937.14			60,438.63	51,937.14
	Bloomsbury Boro.	1	9,595.08	49,127.57	36,045.08	22,275.39		58,722.65	58,320.47
	Clinton Town	1		609,079.25	383,955.58	156,805.42	25,000.00	609,079.25	565,761.00
	Clinton Town	2	182,641.70	749,065.58	477,355.00	131,786.70	33,500.00	931,707.28	642,641.70
	Flemington Boro.	1	140,088.00	206,296.03	164,200.00	57,888.00	14,165.00	346,384.03	236,253.00
H	Frenchtown Boro.	2	15,382.67	114,544.78	81,619.46	30,763.21	5,000.00	129,927.45	117,382.67
U	Glen Gardner Boro.	1		42,838.78	31,375.00	1,787.50	3,327.10	42,838.78	36,489.60
N	*Glen Gardner Boro.	0	31,256.34		31,337.61		1,732.58	31,256.34	33,070.19
T	Hampton Boro.	1	30,723.81	94,729.33	66,665.81	49,748.00	8,500.00	125,453.14	124,913.81
E	High Bridge Boro.	1	18,917.77	237,630.13	118,809.00	63,000.00	2,500.00	256,547.90	184,309.00
R	High Bridge Boro.	2	93,560.96	329,910.82	281,723.46	71,534.49		423,471.78	353,257.95
D	Holland Twp.	2	25,000.00	113,076.65	80,819.98	35,056.45	25,000.00	138,076.65	140,876.43
O	Milford Boro.	1	13,607.02	49,490.31	54,684.03		700.00	63,097.33	55,384.03
N	Milford Boro.	2	118,526.74	219,007.48	227,828.45	60,898.90	10,000.00	337,534.22	298,727.35
	Readington Twp.	2	9,500.00	400,406.97	301,489.00			409,906.97	301,489.00
	Stockton Boro.	1	1,948.51	24,873.38	22,598.51		5,150.00	26,821.89	27,748.51
	Stockton Boro.	2		94,483.69	67,631.59	37,129.80		104,761.39	104,761.39
	Tewksbury Twp.	2	4,848.53	37,876.16	20,300.63	20,642.00		42,724.69	40,942.63
M	Hamilton Twp.	2	500,000.00	5,822,412.65	3,220,021.00	2,021,954.56	149,979.00	6,322,412.65	5,391,954.56
E	Hightstown Boro.	5	150,000.00	730,069.66	539,640.00	108,320.43	60,000.00	880,069.66	707,960.43
R	Hopewell Boro.	1	23,926.00	129,087.33	77,884.91		49,365.09	153,013.33	127,250.00
C	Pennington Boro.	1		232,507.46	204,004.00	28,060.00	5,000.00	232,507.46	237,064.00
E	Trenton City	1	424,013.28	9,699,388.61	415,467.00	6,568,287.00	2,540,725.18	428,795.00	10,123,401.89
R	Trenton City	2		5,571,925.12	527,949.00	2,374,034.00	1,102,098.77	5,571,925.12	4,126,311.77
	Trenton City	8	176,183.00	748,087.21	493,505.00	291,987.00	105,209.12	924,275.21	890,701.12
	Middlesex County	8		245,991.73	202,080.00			245,991.73	202,080.00
	Cranbury Twp.	1	20,680.00	92,935.05	59,180.00	11,875.00	20,000.00	113,615.05	91,055.00
	East Brunswick Twp.	1	250,000.00	2,972,256.37	1,834,739.00	703,982.86	230,000.00	3,222,256.37	2,768,721.86
	East Brunswick Twp.	2		671,398.07	351,630.00	215,421.77		671,398.07	567,051.77
	East Brunswick Twp.	8	18,000.00	470,977.00	112,775.00	310,925.00	57,000.00	488,977.00	480,700.00
M	East Brunswick Twp.	9	35,359.00	66,744.46	105,659.00		5,000.00	102,103.46	110,659.00
I	Edison Twp.	1	56,500.00	3,324,435.36	2,772,428.07	177,366.67	121,000.00	3,380,935.36	3,070,794.74
D	Helmetta Boro.	1	11,060.00	50,400.80	55,060.00		5,000.00	61,460.80	60,060.00
D	Highland Park Boro.	5	200,000.00	1,239,378.30	1,000,100.00	113,525.00	165,000.00	1,439,378.30	1,278,625.00
L	Metuchen Boro.	9	6,400.00	188,212.75	115,627.00	58,926.47		194,612.75	174,553.47
E	Middlesex Boro.	9	5,241.66	123,913.23	94,200.00	35,441.66		129,154.89	129,641.66
S	Milltown Boro.	5		591,474.74	483,420.39	47,701.00	10,401.13	591,474.74	541,522.52
E	Milltown Boro.	7	72,107.76	3,014,779.82	2,718,710.55	24,530.81	8,405.15	3,086,887.58	3,098,471.49
X	New Brunswick City	1		3,230,264.69	2,705,666.50	529,701.69	46,000.00	3,230,264.69	3,281,368.19
	North Brunswick Twp.	1	34,500.00	1,756,981.59	1,455,300.00	258,911.46		1,791,481.59	1,714,211.46
	North Brunswick Twp.	2	255,049.90	1,976,131.82	1,287,779.90	301,019.71		2,231,181.72	1,788,799.61
	Perth Amboy City	1	150,000.00	3,067,629.69	2,611,369.00	432,279.79	11,986.68	3,217,629.69	3,055,635.47
	Perth Amboy City	2		1,323,443.16	1,060,267.00	175,239.41		1,323,443.16	1,235,506.41
	Piscataway Twp.	2	300,871.00	2,783,943.95	1,876,079.00	690,228.00	250,000.00	3,084,814.95	2,816,307.00
	Sayreville Boro.	1	200,000.00	2,466,920.26	1,365,000.65	558,756.35	376,000.00	2,666,920.26	2,299,757.00

* Sanitation

TABLE 12: FINANCES OF MUNICIPALITY OPERATED UTILITIES - CONTINUED

		SUPPLUS ANTICIPATED	OPERATING INCOME	FROM PROPERTY TAXES	SURPLUS TO MUNICIPALITY	OPERATING COSTS	DEBT SERVICE	CAPITAL IMPROVEMENTS	TOTAL REVENUE	TOTAL EXPENDITURES
	1	76,896.00	683,716.30			582,544.72	41,969.13	5,000.00	760,612.30	629,513.85
	5	1,042,490.00	6,369,557.21			4,181,304.26	1,914,759.06	56,200.00	7,412,047.21	6,152,263.32
M	2	165,678.00	1,923,946.20		700,000.00	912,512.64	410,379.00	111,000.00	2,089,624.20	1,633,891.64
I	1	45,763.59	832,770.07			470,365.00	365,398.59	35,000.00	878,533.66	870,763.59
D	2	4,386.02	66,678.98			71,065.00			71,065.00	71,065.00
D	7	468,033.33	3,299,023.75			3,557,075.00	44,958.33	40,000.00	3,767,057.08	3,642,033.33
	5		769,424.15			460,833.07	199,811.26	9,000.00	769,424.15	669,644.33
	9	4,462.58	115,708.95	3,196.55		99,156.00	28,077.33	1,500.00	123,368.08	128,733.33
	5	29,191.97	136,018.93			149,017.38	14,174.59		165,210.90	163,191.97
	1	13,029.81	126,046.65			87,554.91	49,345.08	6,400.00	139,076.46	143,299.99
	2	4,250.00	134,199.88			89,390.00	28,046.69		138,449.88	117,436.69
	1		5,142.50				5,142.50		5,142.50	5,142.50
	4		796,197.61	13,640.00		966,640.00			809,837.61	966,640.00
	5	50,000.00	556,460.60			439,100.00	97,498.23	30,000.00	606,460.60	566,598.23
	6		1,074,489.13			807,550.99	120,075.01	285,000.00	1,074,489.13	1,212,626.00
	5	48,000.00	402,170.79			377,282.65	55,120.63	5,000.00	450,170.79	437,403.28
	5		1,182,102.39			844,500.00	252,263.12	30,000.00	1,182,102.39	1,126,763.12
	2	54,567.74	414,795.85			403,901.08	19,166.66	40,000.00	469,363.59	463,067.74
	5	101,000.00	890,970.63			384,950.00	323,856.75	15,500.00	991,970.63	724,306.75
	1		80,180.27			54,465.00	14,257.50	1,000.00	80,180.27	69,722.50
	2	12,067.42	114,935.41			70,242.42	41,652.00		127,002.83	111,894.42
	1	4,248.21	100,705.03			85,649.25	18,283.35		104,993.24	103,932.60
	5	54,859.47	1,626,947.99			1,198,381.00	221,478.47	65,000.00	1,681,807.46	1,484,859.47
	1		1,025,868.78	239,452.08		519,354.53	586,466.33	249,500.00	1,265,320.86	1,355,320.86
	5	10,000.00	529,691.90			429,687.94	38,928.41	20,000.00	539,691.90	488,616.35
	2	30,869.00	298,177.98			237,988.50	111,693.75		329,046.98	349,682.25
	9	56,000.00	260,821.40			198,400.00	72,750.00		316,821.40	271,150.00
	5		66,852.50				66,644.69		66,852.50	66,644.69
	5		1,348,808.75			972,053.70	137,962.41		1,348,808.75	1,110,016.11
	1	12,000.00	28,854.85			34,500.00			40,854.85	34,500.00
	4	51,256.67	802,556.50			847,256.67		18,000.00	853,813.17	865,256.67
	5	45,788.27	581,807.32			600,788.27		3,000.00	627,595.59	603,788.27
	9	98,597.00	186,237.90			181,041.00	65,056.00	30,000.00	284,834.90	276,097.00
	5	115,000.00	1,669,505.39			1,349,179.07	307,000.00	75,000.00	1,784,505.39	1,731,179.07
	1	23,000.00	747,161.52			425,434.00	260,294.67	29,500.00	770,161.52	715,228.67
	2	79,658.90	1,695,292.28			1,191,061.68	228,400.87		1,774,951.18	1,419,462.55
	2	100,481.62	293,917.29			376,481.62		20,000.00	394,398.91	396,481.62
	2	145,000.00	643,107.18			293,425.00	377,788.27		788,107.18	671,213.27
	0		6,272.83			176.30			6,272.83	176.30
	9	20,000.00	225,221.65			132,801.00	57,941.00	17,970.00	245,221.65	208,712.00
	5	131,233.29	1,668,168.56			1,443,933.12	155,438.60	29,300.00	1,799,401.85	1,628,671.72
	8	40,036.00	331,216.49			160,861.00	164,280.84		371,252.49	325,141.84
	5	45,000.00	138,346.04			141,940.14	18,050.28		183,346.04	160,030.42
	5	14,712.00	279,310.02			219,913.33	56,798.67	11,000.00	294,022.02	287,712.00
	5	21,400.00	271,452.85			288,404.00	11,493.50	2,000.00	292,852.85	301,897.50
	5	82,448.87	579,929.62			620,281.00	56,167.87	5,000.00	662,378.49	681,448.87
	5	44,400.00	518,871.04			414,400.00	146,496.16	5,000.00	563,271.04	565,896.16
	1	15,000.00	376,338.18			348,150.00	55,353.00	28,500.00	391,338.18	432,003.00
	5		1,512,426.70			854,735.00	401,565.34	100,000.00	1,512,426.70	1,356,300.34

*Southern Sewer

TABLE 12: FINANCES OF MUNICIPALLY OPERATED UTILITIES - CONTINUED

		SURPLUS ANTICIPATED	OPERATING FROM PROPERTY INCOME TAXES	SURPLUS TO MUNICIPALITY	OPERATING COSTS	DEBT SERVICE	CAPITAL IMPROVEMENTS	TOTAL REVENUE	TOTAL EXPENDITURES
Boonton Town	1	18,581.67	721,387.30		575,055.00	125,846.67	35,000.00	739,968.97	735,901.67
Butler Boro.	1		743,673.08		804,722.94	170,477.06		743,673.08	975,200.00
Butler Boro.	7		9,984,053.48		10,059,084.49	370,640.00	1,000.00	9,984,053.48	10,430,724.49
Chatham Boro.	1	35,000.00	220,654.45		243,603.00		6,397.00	255,654.45	250,000.00
Chatham Twp.	2	186,908.17	553,283.10		436,195.50	276,512.67	1,200.00	740,191.27	713,908.17
Chatham Twp.	9	13,219.25	153,259.30		116,888.00	37,509.85	9,800.00	166,478.55	164,197.85
* Chatham Twp.	0	90,000.00			69,999.98			90,000.00	69,999.98
Denville Twp.	1	34,099.40	815,549.02		596,589.15	72,651.67	68,300.00	849,648.42	737,540.82
Denville Twp.	2	42,475.32	616,476.07		483,243.00	61,136.00	37,700.00	658,951.39	582,079.00
Dover Town	1	10,000.00	861,958.33		647,298.46	182,360.95	20,000.00	871,958.33	849,659.41
Dover Town	8		71,473.58	64.42	70,538.00		1,000.00	71,538.00	71,538.00
East Hanover Twp.	1		388,897.82		194,045.37	159,947.16	3,000.00	388,897.82	356,992.53
Florham Park Boro.	1	41,717.00	381,592.18		281,239.00	118,044.50	29,895.00	423,309.18	429,178.50
Florham Park Boro.	5	16,533.50	78,039.71		56,926.00	28,133.00	7,000.00	94,573.21	92,059.00
Hanover Twp.	9	11,500.00	98,667.02		92,100.00		12,000.00	110,167.02	104,100.00
Harding Twp.	2	40.00	21,870.05		20,500.00			21,910.05	20,500.00
Jefferson Twp.	1	71,000.00	429,760.10		213,297.00	331,203.00	56,500.00	500,760.10	601,000.00
Jefferson Twp.	2		81,067.75		57,094.00		11,000.00	81,067.75	68,094.00
Kinnelon Boro.	1	14,376.00	42,474.75		52,126.00		4,500.00	56,850.75	56,626.00
Kinnelon Boro.	2	945.35	5,679.02		6,545.35			6,545.35	6,545.35
Lincoln Park Boro.	1	69,292.75	437,704.29		319,897.78	95,612.04	25,000.00	506,997.04	440,509.82
M O R I S Madison Boro.	1		743,174.02		546,708.03	116,908.80	15,000.00	743,174.02	678,616.83
Madison Boro.	7		10,031,780.10		9,551,140.64	202,971.40	50,000.00	10,031,780.10	9,804,112.04
Mendham Boro.	1	79,473.00	305,581.03		257,064.00	52,153.96	57,500.00	385,054.03	366,717.96
Mendham Boro.	2	34,634.00	407,604.84		232,950.00	102,113.68	10,500.00	442,238.84	345,563.68
Mine Hill Twp.	1		117,860.15		79,238.32	49,300.00	3,000.00	117,860.15	131,538.32
Morris Twp.	2	242,715.82	2,245,014.98		1,236,950.00	969,049.08	100,000.00	2,487,730.80	2,305,999.08
Morris Twp.	8	9,600.00	13,834.08		20,000.00		4,000.00	23,434.08	24,000.00
Morris Twp.	9		244,013.60		172,160.00	95,060.00		244,013.60	267,220.00
Morris Plains Boro.	9	19,263.50	43,827.00		54,605.00	12,008.50		63,090.50	66,613.50
Morristown Town	3	9,000.00	285,996.47		27,000.00	296,473.00		294,996.47	323,473.00
Mountain Lakes Boro.	1		236,444.39		165,428.00	13,356.67	10,000.00	236,444.39	188,784.67
Mountain Lakes Boro.	2		234,699.35		179,342.14			234,699.35	179,342.14
Mount Olive Twp.	5		595,075.22	154,393.84	490,312.00	259,157.06		749,469.06	749,469.06
Netcong Boro.	1	5,184.00	111,929.56		107,730.00	1,562.50	3,000.00	117,113.56	112,292.50
Netcong Boro.	2		278,376.72		234,618.31	63,871.56		278,376.72	298,489.87
Parsippany-Troy Hills Twp.	1	150,000.00	2,688,748.12		1,771,233.47	740,091.66	35,400.00	2,838,748.12	2,546,725.13
Parsippany-Troy Hills Twp.	2	880,000.00	7,208,048.93		3,189,102.69	3,478,195.83	105,000.00	8,088,048.93	6,772,298.52
** Parsippany-Troy Hills Twp.	0		1,238,303.42		1,198,036.88	47,269.36	27,000.00	1,238,303.42	1,272,306.24
Passaic Twp.	8		7,819.10		6,585.00			7,819.10	6,585.00
Pequannock Twp.	1	106,900.10	547,542.16		344,544.10	32,000.00	90,356.00	654,442.26	466,900.10
Pequannock Twp.	2	41,150.37	309,368.69		268,582.37	20,468.00	100.00	350,519.06	289,150.37
Riverdale Boro.	1	12,869.08	132,344.34		100,089.60	22,031.08	15,076.94	145,213.42	137,197.62
Rockaway Boro.	1	7,700.00	503,798.16		424,236.07	72,843.75	15,150.00	511,498.16	512,229.82
Rockaway Twp.	1		523,893.93	53,231.72	455,763.76	116,361.89	5,000.00	577,125.65	577,125.65
Roxbury Twp.	1		433,677.51		208,242.81	189,677.08	21,000.00	433,677.51	418,919.89
Roxbury Twp.	2		934,288.38	90,216.99	642,900.50	345,488.16	55,516.71	1,024,505.37	1,043,905.37
Wharton Boro.	1	26,050.00	241,303.60		185,250.00	63,800.00	5,000.00	267,353.60	254,050.00

*Sewer #2

**Knoll Country Club

TABLE 12: FINANCES OF MUNICIPALLY OPERATED UTILITIES - CONTINUED

		SURPLUS ANTICIPATED	OPERATING INCOME	FROM PROPERTY TAXES	SURPLUS TO MUNICIPALITY	OPERATING COSTS	DEBT SERVICE	CAPITAL IMPROVEMENTS	TOTAL REVENUE	TOTAL EXPENDITURES
Barnegat Light Boro.	5	88,800.00	399,052.17			275,752.00	60,384.91	10,663.09	487,852.17	346,800.00
Beach Haven Boro.	1	60,000.00	284,010.96			232,661.82	14,306.25	45,000.00	344,010.96	291,968.07
Beachwood Boro.	1	15,000.00	403,509.35			238,289.67	83,310.33	10,400.00	418,509.35	332,000.00
Brick Twp.	2		19,943.75				19,943.75		19,943.75	19,943.75
*Dover Twp.	0	67,500.00	498,201.32			506,184.96	37,422.50		565,701.32	543,607.46
Harvey Cedars Boro.	5	60,000.00	312,690.26			221,400.00	110,032.50	5,000.00	372,690.26	336,432.50
Island Heights Boro.	5		254,210.00			226,203.45	26,525.00		254,210.00	252,728.45
Lakehurst Boro.	5	17,000.00	296,174.64			281,919.69	49,489.23	7,825.00	313,174.64	339,233.92
O Lavalette Boro.	5	440,000.00	321,160.61			913,900.00	242,354.00	12,000.00	761,160.61	1,168,254.00
C Lavalette Boro.	7	45,000.00	1,485,482.85			1,437,400.00	6,840.00		1,530,482.85	1,444,240.00
E Long Beach Twp.	1	12,000.00	234,545.07			185,160.00	13,425.99	18,000.00	246,545.07	216,585.99
A Ocean Gate Boro.	1		79,393.80			56,400.00	17,000.00	4,000.00	79,393.80	77,400.00
N Ocean Gate Boro.	2	28,000.00	341,232.91			169,500.00	88,742.19	20,000.00	369,232.91	278,242.19
Pine Beach Boro.	1	1,100.00	59,644.72			36,108.67	13,691.33	4,000.00	60,744.72	53,800.00
Pine Beach Boro.	2		374,155.00			67,300.00	17,500.00	16,000.00	374,155.00	100,800.00
Point Pleasant Boro.	5		3,423,754.25			2,032,434.59	1,233,937.00	62,000.00	3,423,754.25	3,328,371.59
Point Pleasant Beach Boro.	5	275,000.00	1,271,956.43			1,002,800.00	285,000.00	60,000.00	1,546,956.43	1,347,800.00
Seaside Heights Boro.	5		1,246,544.80	185,120.66		1,000,096.28	303,422.03	4,558.54	1,431,665.46	1,308,076.85
Seaside Heights Boro.	7	12,500.00	2,983,170.81			2,977,991.84	80,225.69		2,995,690.81	3,058,217.53
Seaside Park Boro.	5	78,910.00	785,365.19			776,910.00	104,000.00		864,275.19	880,910.00
Ship Bottom Boro.	5	190,400.00	502,261.70			484,400.00		45,000.00	692,661.70	529,400.00
Surf City Boro.	5	236,730.00	553,611.67			579,350.00	29,200.00	20,000.00	790,341.67	628,550.00
Barnegat Twp.	5	50,000.00	178,939.04			158,789.00	90,211.00	5,000.00	228,939.04	254,000.00
Clifton City	1		5,420.75				5,420.75		5,420.75	5,420.75
Haledon Boro.	1		468,430.46			500,316.39	39,470.44	284.91	468,430.46	540,071.74
P Hawthorne Boro.	1	50,000.00	1,017,257.76			882,610.00	29,355.00	30,000.00	1,067,257.76	941,965.00
A Ringwood Boro.	1	69,230.00	688,677.28			333,830.00	316,100.00		757,907.28	649,930.00
S Totowa Boro.	1	3,800.00	774,975.15		60,000.00	551,291.76	52,563.93		778,775.15	663,855.69
S Totowa Boro.	9		36,640.33			33,957.88	3,328.12		36,640.33	37,286.00
A Wanaque Boro.	1	25,840.10	514,159.54			322,684.14	111,250.00	16,800.00	539,999.64	450,734.14
I Wayne Twp.	1	546,000.00	2,597,423.99			2,039,079.98	460,188.81	1,000.00	3,143,423.99	2,500,268.79
C Wayne Twp.	2	958,000.00	5,149,442.58			3,056,861.78	1,830,717.30	814,648.00	6,107,442.58	5,702,227.08
West Paterson Boro.	1		266,293.68			242,170.00	22,128.75	1,500.00	266,293.68	265,798.75
S Elmer Boro.	1		129,017.21			49,770.00	56,514.10	15,000.00	128,017.21	121,284.10
A Oldmans Twp.	1		8,025.28	9,386.63		10,400.00	2,011.91	5,000.00	17,411.91	17,411.91
L Pennsville Twp.	1		462,746.65	367,599.47		703,294.00	39,952.12	87,100.00	830,346.12	830,346.12
E Salem City	5	31,000.00	655,474.19			480,933.42	105,343.51	79,377.93	686,474.19	665,654.86
M Woodstown Boro.	1	17,571.87	137,935.69			98,025.00	22,546.87	15,000.00	155,507.56	135,571.87
Bedminster Twp.	2	16,082.00	241,186.31			169,983.00			257,268.31	169,983.00
Branchburg Twp.	2		601,921.53	16,953.37		451,094.00	168,265.53	31,100.00	618,874.90	650,459.53
Bridgewater Twp.	2	47,741.28	2,690,097.13			2,008,007.37	748,597.91	15,000.00	2,737,838.41	2,771,605.28
S Bridgewater Twp.	9		177,201.61	177,313.34		258,908.29	114,606.66		354,514.95	373,514.95
O Franklin Twp.	1	100,000.00	1,995,035.86			1,246,717.00	141,476.00	77,500.00	2,095,035.86	1,465,693.00
M Green Brook Twp.	2	15,392.41	158,212.76			145,392.41		15,000.00	173,605.17	160,392.41
E Green Brook Twp.**	0	15,855.16	6,253.23			17,055.16		4,000.00	22,108.39	21,055.16
R Manville Boro.	1		552,187.85			387,342.00	45,110.59	20,000.00	552,187.85	452,452.59
S Peapack-Gladstone Boro.	2		764,026.34			482,558.10	92,531.18	63,534.04	764,026.34	638,623.32
E Peapack-Gladstone Boro.	2	3,938.82	305,143.65			187,396.00	60,742.82	20,000.00	309,082.47	268,138.82
T Rocky Hill Boro.	5		120,159.30	37,730.89		81,379.96	49,099.26	34,250.00	157,890.19	164,729.22
Somerville Boro.	2	11,000.00	970,420.30			825,000.00			981,420.30	825,000.00

*Golf Utility

**Sewer Utility #2

TABLE 12: FINANCES OF MUNICIPALLY OPERATED UTILITIES - CONTINUED

		SURPLUS ANTICIPATED	OPERATING FROM INCOME	PROPERTY TAXES	SURPLUS TO MUNICIPALITY	OPERATING COSTS	DEBT SERVICE	CAPITAL IMPROVEMENTS	TOTAL REVENUE	TOTAL EXPENDITURES
	Andover Boro.	1	19,081.32	3,748.92		26,392.96			22,830.24	26,392.96
S	Branchville Boro.	1		38,584.54		42,219.00		6,000.00	43,255.73	48,219.00
U	Franklin Boro.	5	75,000.00	844,149.99		544,795.08	144,254.92	34,000.00	919,149.99	723,050.00
S	Hamburg Boro.	5	13,938.00	200,092.02		193,929.00	17,158.00	6,750.00	214,030.02	217,837.00
S	Newton Town	5	83,000.00	422,069.26		405,683.00	85,470.79	10,000.00	505,069.26	501,153.79
E	Ogdensburg Boro.	1	47,212.25	142,033.27		120,731.00	49,428.81	6,000.00	189,245.52	176,159.81
X	Sparta Twp.	1		6,510.00		8,283.84			6,510.00	8,283.84
	Sparta twp.	2		22,312.59		22,000.00			22,312.59	22,000.00
	Stanhope Boro.	1	10,000.00	195,509.83		137,811.00	52,685.83	6,000.00	205,509.83	196,496.83
	Stanhope Boro.	2	27,102.86	482,631.12		237,337.00	205,805.44	100.00	509,733.98	443,242.44
	Sussex Boro.	5	29,540.75	212,494.92		135,741.78	25,073.75	11,908.22	242,035.67	172,723.75
	Clark Twp.	9		159,187.17		64,266.00	79,928.34		159,187.17	144,194.34
	Cranford Twp.	9	102,239.00	831,979.57		533,348.00	230,411.69	38,050.00	934,218.57	801,809.69
	Elizabeth City	1	2,750,928.92	5,890,903.73	1,600,000.00	5,082,490.27		1,453,000.00	8,641,832.65	8,135,490.27
	Elizabeth City	2		4,761,884.87		3,366,071.10		911,000.00	4,761,884.87	4,277,071.10
U	Hillside Twp.	9	25,708.00	126,769.60		117,800.00	21,633.50	1,000.00	152,477.60	140,433.50
N	Mountainside Boro.	9		121,294.25		74,734.00		19,200.00	121,294.25	93,934.00
I	Plainfield City	2	194,006.00	1,094,481.24	125,000.00	1,054,806.00		15,000.00	1,288,487.24	1,194,806.00
O	Plainfield City	0	179,278.96	464,638.40	25,000.00	554,105.00			643,917.36	579,105.00
N	Rahway City	1	30,999.06	2,389,228.21		1,650,221.69	401,822.09	8,000.00	2,420,227.27	2,060,043.78
	Roselle Park Boro.	2	82,125.00	247,310.07		256,625.00		30,000.00	329,435.07	286,625.00
	Springfield Twp.	9	10,000.00	187,385.03		165,335.00	30,240.00	2,000.00	197,385.03	197,576.00
	Summit City	2	90,000.00	965,906.35		849,508.93	104,474.07	49,300.00	1,055,906.35	1,003,283.00
	Union Twp.	2	157,194.75	1,481,369.54	192,073.66	1,150,375.00	141,819.75		1,638,564.29	1,484,268.41
	Westfield Town	9		291,816.08		188,125.00	66,480.00	9,695.00	291,816.08	264,300.00
	Alpha Boro.	1	170,000.00	112,387.23		84,000.00	33,457.59	45,133.22	282,387.28	162,590.81
W	Alpha Boro.	2	21,506.77	128,122.32		96,994.00	49,512.77		149,629.09	146,506.77
A	Alpha Boro.	9	9,165.00	39,090.25		41,165.00			48,255.25	41,165.00
R	Belvidere Town	2	57,578.92	534,067.97		361,516.29	216,294.97	18,000.00	591,646.89	595,811.26
	Belvidere Town	9		24,277.65		24,052.00			24,277.65	24,052.00
E	Lopatcong Twp.	2	67,765.00	173,714.20		139,765.00	34,080.37	30,000.00	241,479.20	203,845.37
N	Oxford Twp.	2		277,500.15		187,751.65	95,722.00		277,500.15	283,473.65
	Pohatcong Twp.	2		118,530.17		65,700.00	30,828.13	5,000.00	118,530.17	101,528.13

*Transfer Station

Total 1984	38,720,592	406,797,003	2,374,489	4,820,319	315,871,663	67,597,489	22,203,117	447,892,088	410,492,589
Total 1983	33,261,336	364,243,300	3,275,784	4,294,235	286,148,618	64,623,682	13,291,535	402,859,420	368,358,074
Total 1982	31,467,423	322,568,258	3,112,712	3,723,156	268,185,615	58,025,041	21,048,241	357,148,393	350,982,054
Total 1981	31,386,307	291,503,018	3,285,480	1,989,937	252,777,197	51,441,463	11,042,409	326,158,506	317,251,010
Total 1980	22,923,222	266,531,991	5,432,219	3,842,734	218,444,405	42,936,065	9,257,240	294,887,431	274,480,446
Total 1979	16,474,716	229,785,273	5,058,700	1,686,193	185,906,590	43,682,049	11,668,921	251,318,689	242,943,753

TABLE 13

1984 COUNTY LOCAL HEALTH SERVICES TAX (R.S. 26:3A2-19)

These property taxes are levied in each municipality which provides local health services through agreement with the County Health Department, pursuant to the Local Health Services Act of 1975 and comprise the annual operating budget of the County Health Department.

1984 COUNTY VOCATIONAL SCHOOL TAX (R.S. 18A:54-16.5)

These property taxes are levied pursuant to Chapter 30, Laws of 1977 for support of the County Vocational School only in third class counties with population between 70,000 and 120,000.

COUNTY LOCAL HEALTH SERVICES TAXATLANTIC COUNTY

Absecon City	\$ 50,122.60
Brigantine City	142,353.36
Buena Boro.	17,265.39
Buena Vista Twp.	33,534.82
Corbin City, City	2,283.70
Egg Harbor City	16,615.48
Egg Harbor Twp.	136,113.35
Estell Manor City	9,465.19
Folsom Boro.	12,355.28
Galloway Twp.	104,272.99
Hamilton Twp.	92,628.05
Hammonton Town	67,748.33
Linwood City	55,710.35
Longport Boro.	61,898.61
Margate City, City	169,003.12
Mullica Twp.	27,700.52
Northfield City	60,373.98
Pleasantville City	67,085.30
Port Republic City	6,634.76
Somers Point City	72,863.95
Ventnor City, City	147,617.75
Weymouth Twp.	6,702.12

ATLANTIC COUNTY TOTAL \$1,360,349.00

CUMBERLAND COUNTY

Bridgeton City	\$ 97,330.28
Commercial Twp.	25,266.93
Deerfield Twp.	24,674.31
Downe Twp.	15,902.72
Fairfield Twp.	30,437.63
Greenwich Twp.	10,661.80
Hopewell Twp.	35,857.30
Lawrence Twp.	19,643.06
Maurice River Twp.	36,529.41
Millville City	209,709.43
Shiloh Boro.	2,927.20
Stow Creek Twp.	12,350.99
Upper Deerfield Twp.	75,358.94

CUMBERLAND COUNTY TOTAL \$ 596,650.00

MONMOUTH COUNTY

Allentown Boro.	\$ 6,328.13
Asbury Park City	25,159.47
Atlantic Highlands Boro.	21,282.64
Avon-By-The-Sea Boro.	13,186.44
Belmar Boro.	29,265.08
Englishtown Boro.	3,791.11
Farmingdale Boro.	4,710.24
Howell Twp.	100,164.36
Manasquan Boro.	38,353.10
Marlboro Twp.	102,349.30
Neptune Twp.	91,694.60
Neptune City Boro.	18,472.08
Roosevelt Boro.	3,076.50
South Belmar Boro.	6,146.02
Wall Twp.	109,936.93

MONMOUTH COUNTY TOTAL \$ 573,916.00

OCEAN COUNTY

Barnegat Twp.	\$ 54,417.24
Barnegat Light Boro.	43,811.46
Bay Head Boro.	49,751.30
Beach Haven Boro.	- 474.18
Beachwood Boro.	45,533.97
Berkeley Twp.	246,905.82
Brick Twp.	516,360.99
Dover Twp.	695,954.65
Eagleswood Twp.	12,291.82
Harvey Cedars Boro.	50,755.99
Island Heights Boro.	15,029.44
Jackson Twp.	168,522.74
Lacey Twp.	157,114.64
Lakehurst Boro.	9,960.81
Lakewood Twp.	234,470.99
Lavallette Boro.	83,081.64
Little Egg Harbor Twp.	100,819.31
Long Beach Twp.	72.86
Manchester Twp.	243,167.03
Mantoloking Boro.	45,708.93
Ocean Twp.	46,352.53
Ocean Gate Boro.	12,711.70
Pine Beach Boro.	16,174.07
Plumsted Twp.	26,025.85
Pt. Pleasant Boro.	161,017.76
Pt. Pleasant Beach Boro.	85,984.90
Seaside Heights Boro.	48,856.26
Seaside Park Boro.	56,422.14
Ship Bottom Boro.	55,995.50
S. Toms River Boro.	15,378.55
Stafford Twp.	163,626.00
Surf City Boro.	73,395.95
Tuckerton Boro.	22,301.34

OCEAN COUNTY TOTAL \$ 3,557,500.00

TABLE 13 (Con't)

1984 COUNTY VOCATIONAL SCHOOL TAXHUDSON COUNTY

East Newark Boro.	\$ 35,694.25
Guttenburg Town	225,485.75
Harrison Town	261,183.48
Hoboken City	427,684.10
Jersey City, City	1,957,762.11
Kearny Town	926,785.43
North Bergen Twp.	944,179.48
Secaucus Town	989,540.04
Union City, City	471,516.86
Weehawkin Twp.	221,538.29
West New York Town	383,582.96

HUDSON COUNTY TOTAL \$ 6,844,952.75

SUSSEX COUNTY

Andover Boro.	\$ 8,629.00
Andover Twp.	57,646.25
Branchville Boro.	13,368.71
Byram Twp.	85,029.57
Frankford Twp.	59,332.76
Franklin Boro.	35,589.92
Fredon Twp.	29,615.38
Green Twp.	28,853.94
Hamburg Boro.	18,014.39
Hampton Twp.	49,724.06
Hardyston Twp.	58,541.27
Hopatcong Boro.	158,072.49
Lafayette Twp.	24,528.23
Montague Twp.	34,267.87
Newton Town	63,887.43
Ogdensburg Boro.	28,320.21
Sandyston Twp.	23,547.78
Sparta Twp.	200,621.67
Stanhope Boro.	37,905.88
Stillwater Twp.	49,917.61
Sussex Boro.	15,273.46
Vernon Twp.	214,553.43
Walpack Twp.	516.90
Wantage Twp.	86,626.23

SUSSEX COUNTY TOTAL \$ 1,376,284.50

WARREN COUNTY

Allamuchy Twp.	\$ 74,983.28
Alpha Boro.	34,751.47
Belvidere Town	39,133.28
Franklin Twp.	37,699.95
Frelinghuysen Twp.	32,618.29
Greenwich Twp.	33,986.07
Hackettstown Twp.	138,452.36
Hardwick Twp.	24,978.44
Harmony Twp.	52,562.88
Hope Twp.	35,411.07
Independence Twp.	57,681.67
Knowlton Twp.	39,452.63
Liberty Twp.	32,433.21
Lopatcong Twp.	83,577.07
Mansfield Twp.	89,337.69
Oxford Twp.	21,205.40
Pahaquarry Twp.	366.19
Phillipsburg Town	164,771.35
Pohatcong Twp.	59,050.07
Washington Boro.	86,461.54
Washington Twp.	74,080.85
White Twp.	87,665.45

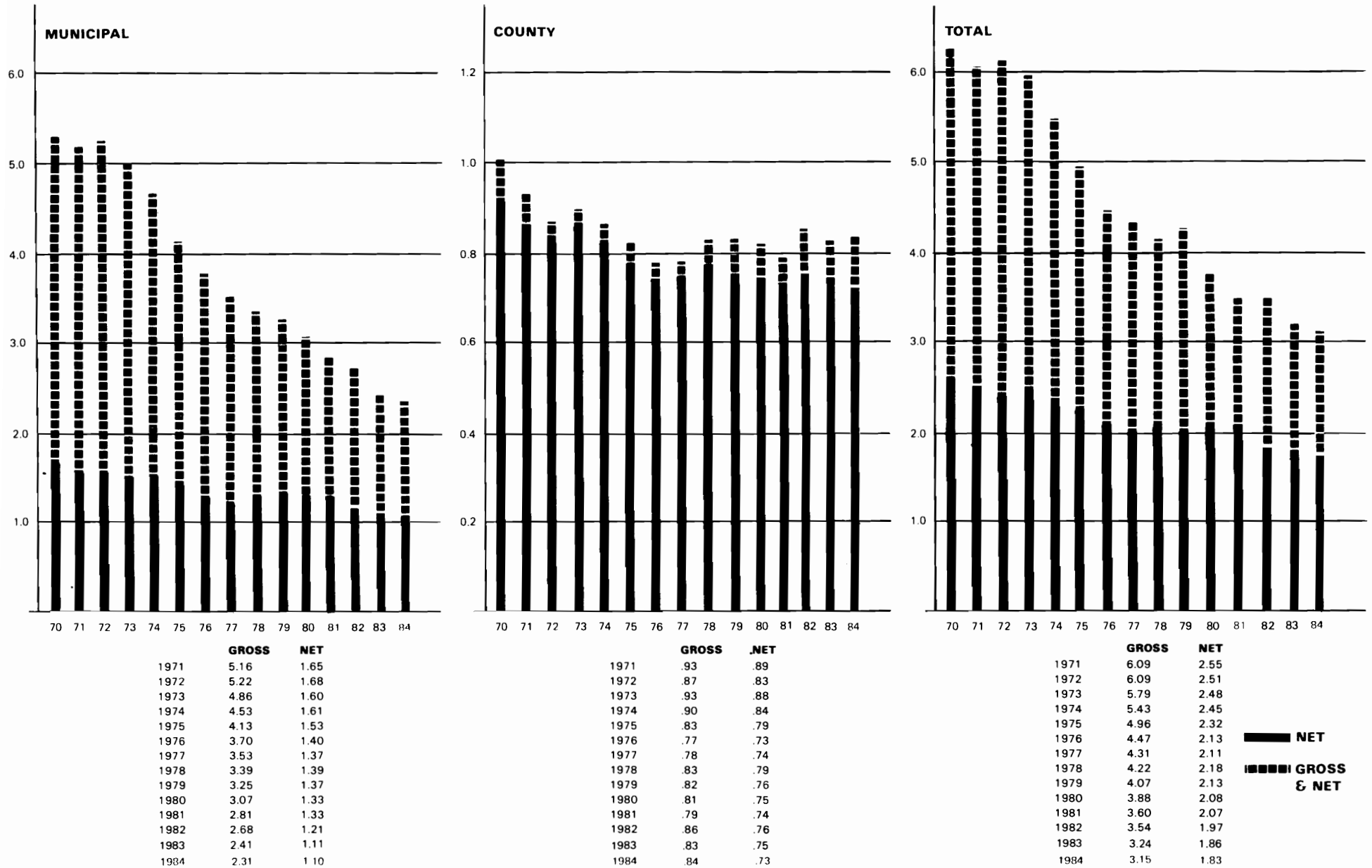
WARREN COUNTY TOTAL \$ 1,300,660.21

GENERAL REVENUE SHARING UTILIZATION BY ALL LOCAL UNITS OF NEW JERSEY FOR THE YEAR 1984

Depicted below are the General Revenue Sharing budgeted receipts realized in cash and interest, earned on entitlement, by the State's counties and municipalities in 1984. Also shown are the utilization of these receipts in accordance with the "priority categories" established by the "State and Local Fiscal Assistance Act of 1972."

	<u>COUNTIES</u>	<u>MUNICIPALITIES</u>	<u>GRAND TOTAL</u>
BUDGETED RECEIPTS 1984	\$ 72,641,360.93	\$ 74,332,116.71	\$ 146,973,477.64
INTEREST EARNED ON ABOVE	1,934,100.06	1,876,873.88	3,810,973.94
TOTAL RECEIPTS 1984	\$ <u>74,575,460.99</u>	\$ <u>76,208,990.59</u>	\$ <u>150,784,451.58</u>
<u>BUDGETED EXPENDITURES</u>			
<u>Operation and Maintenance</u>			
A. Public Safety	\$ 13,548,741.58	\$ 55,752,208.66	\$ 69,300,950.24
B. Environmental Protection	46,700.00	7,816,402.78	7,863,102.78
C. Public Transportation	6,872,017.25	4,466,797.99	11,338,815.24
D. Health	40,345,642.21	319,489.83	40,665,132.04
E. Recreation	3,699,572.00	600,113.64	4,299,685.64
F. Libraries	129,687.00	523,022.11	652,709.11
G. Social Services for Aged/Poor	445,984.00	433,861.21	879,845.21
H. Financial Administration	1,851,597.00	3,806,646.20	5,658,243.20
Total Operations and Maintenance	\$ <u>66,939,941.04</u>	\$ <u>73,718,542.42</u>	\$ <u>140,658,483.46</u>
<u>Capital Expenditures</u>			
Road Projects	\$ 2,834,603.22	\$ 380,912.87	\$ 3,215,516.09
Equipment Purchases	1,670,589.49	364,928.64	2,035,518.13
Construction and Reconstruction Buildings	1,046,665.00	457,512.73	1,504,177.73
Other Capital Improvements	812,043.00	795,454.54	1,607,497.54
Capital Improvement Fund	1,271,619.24	491,639.39	1,763,258.63
Total Capital Expenditures	\$ <u>7,635,519.95</u>	\$ <u>2,490,448.17</u>	\$ <u>10,125,968.12</u>
TOTAL EXPENDITURES	\$ <u>74,575,460.99</u>	\$ <u>76,208,990.59</u>	\$ <u>150,784,451.58</u>

DEBT TRENDS OF NEW JERSEY MUNICIPALITIES AND COUNTIES*



* EXPRESSED AS % OF EQUALIZED VALUATION BASIS (A 3-YEAR AVERAGE OF EQUALIZED VALUATION.)

STATUTORY FORMS OF GOVERNMENT OF LOCAL UNITS OF NEW JERSEY

On each municipal page, under the name of the local unit, there appears the statutory form of government. An explanation of the various forms presently in operation are as follows:

Borough - an elected council usually consisting of six members with both administrative and policy making powers and an elected mayor with limited authority for administration.

Commission - (commonly referred to as the Walsh Act) is comprised of an elected governing body of three or five members (determined by population class). This body has both legislative and administrative authority.

Township Committee - an elected governing body usually consisting of three or five members with legislative and administrative authority.

Town Council - structurally similar to the borough form with a separately elected mayor and council deviating in size according to the number of wards.

Village - an elected body of five trustees with both legislative and administrative authority. (There are only (3) villages in the State at present.)

Mayor-Council - includes referendum charter forms authorized between 1897 and 1908 and special charters approved by the Legislature. Its constituency varies in size.

Council Manager Act of 1923 - an elected body of five, seven, or nine members which appoints its mayor and other officers. It appoints a municipal manager who is given authority to administer the local unit.

OPTIONAL MUNICIPAL CHARTER LAW OF 1950

Council-Manager - an elected policy-making council of five, seven or nine members (at discretion of voters) which appoints its mayor, a municipal clerk and a municipal manager who has authority and responsibility for overall municipal administration. This form differs from the 1923 form in the greater degree of discretion in both council representation and administrative organization.

Mayor-Council - an elected policy-making body of five, seven or nine members (voter's option) and a separately elected mayor with authority and responsibility for overall administration including the appointment of a business administrator to direct the department of administration required under this plan.

Small Municipality - an elected policy-making body of three, five or seven members including a mayor elected by the voters or the council who has authority for overall administration of the unit. This form of government is limited to units with less than 12,000 persons.

OPTIONAL COUNTY CHARTER LAW OF 1972

County Executive Plan - an elected board of chosen freeholders of five, seven or nine members and an elected county executive who is authorized to supervise, direct and control all county administrative departments.

County Manager Plan - an elected board of chosen freeholders of five, seven or nine members and an appointed county manager who is authorized to supervise, direct and control all county administrative departments.

County Supervisor Plan - an elected board of chosen freeholders of five, seven or nine members and an elected county supervisor. The legislative power is vested in the board of chosen freeholders; the executive power is exercised by the county supervisor.

County Board President Plan - an elected board of chosen freeholders of five, seven or nine members who elect a board president who presides at board meetings and oversees the work of the appointed administrator.

GLOSSARY

ANNUAL BUDGET: the governing body of each local unit is required by law to adopt a budget for each calendar year. The law is N.J.S. 40A:4-1 et. seq., known as the "local budget law." Every municipality and county in New Jersey operates on a full cash basis.

ANNUAL DEBT STATEMENT: sworn statement filed by law by the chief financial officer of the local unit, attesting to the debt condition of the local unit. The law is N.J.S. 40A:2-1 et. seq., known as the "local bond law."

ASSESSED VALUATION: the proportional value of property assessed for real property taxation as determined by the local assessor whose jurisdiction extends over a municipal area. (See Net Valuation Taxable.)

ASSESSMENT OF TAXES: the process of levying property taxes proportioned to property value. The expenditure report line with this title includes expenditures incurred for supervision and maintenance of appraisal and assessment records, tax map preparation and maintenance, revaluation programs, and other activities of the local assessor and the County Board of Taxation.

AUTHORITIES: corporate public agencies created to perform specific functions within a local unit or region. Authorities have power to levy and collect service charges, incur debt, and operate autonomously.

AUTHORITY DEBT: indebtedness of an authority outstanding on the date specified.

BANK CORP. TAX: applies to all banks and banking associations, organized under the authority of New Jersey and whose principal place of business is New Jersey. This tax was a county and municipal tax prior to 1970. The rate was increased from 3/4% to 1 1/2% in 1970 on the value of common and preferred stock, and provision was made for the distribution of 1/2 the proceeds to state for general state purposes, the other half is equally divided by the county and municipality in which the bank(s) is located. Recently enacted legislation (c. 170 P.L. 1975) repeals the Bank Stock Tax Act and renders banks taxable under the Corporation Business Tax Act. Banks will be taxable upon their net income and net worth as in the case of corporations commencing in 1976. Distribution of this tax remains unchanged.

BOND ORDINANCE: an ordinance adopted by the governing body of the local unit providing for the authorization of bonded indebtedness and repayment obligations under N.J.S. 40A:2-1 et. seq., known as the "local bond law."

BOND RATINGS: the credit rating assigned to a municipality or county by two agencies recognized as experts in the field of appraisal of local government finances. It will be noted that all local units are not rated. At present, both services -- Moody's and Standard and Poor's -- when a bond issue is sold and if the local unit does not contract with either of the two rating organizations for a credit rating, the rating previously given is withdrawn.

CAPITAL DEBT: the long-term or short-term indebtedness authorized by bond ordinance for expenditures of a capital nature.

CAPITAL DEBT ISSUED AND OUTSTANDING: principal amount of all capital debt issued and unpaid on the date specified.

CAPITAL IMPROVEMENTS: the capital improvement expenditure data in this report includes: down payments on improvements (a 5% down payment is required in the "local bond law" when making an appropriation for improvement by ordinance), "Capital Improvement Fund" (which may be used to provide the necessary down payment or may be used to finance the improvement in whole or in part through an ordinance appropriation), and other capital improvement appropriations for capital projects or items of equipment such as fire engines, road scrapers, ambulances, etc.

CAPITAL OUTLAY: expenditures by ordinance or budget appropriation for the construction, purchase, or improvement of fixed assets such as buildings and equipment, parks and playgrounds, vehicular equipment, streets, roads, sidewalks, storm sewers, etc. (See list of Capital Outlay on individual pages of local units.)

CASH BASIS BUDGET: a balanced budget, showing that there will be sufficient cash collected during the year to meet all debt service requirements, necessary operations of the local unit, and any mandatory payments required.

CHIEF FINANCIAL OFFICER: means the Director of Revenue and Finance, Comptroller, Treasurer, Collector or other financial officer of a municipality, or the treasurer of a county.

CORRECTIONAL AND PENAL: emergency shelters for minors accused of a crime: penitentiaries, jails, and detention houses.

COUNTY: a local unit of government governed by a Board of Chosen Freeholders. The County is responsible for welfare, education, tax assessment, elections, etc. (There are 21 counties in New Jersey.)

COUNTY EQUALIZATION RATIO: the equalization ratio used by the County Board of Taxation to calculate column 11 of the County Abstract of Ratables.

COUNTY EXTENSION SERVICES: farm and home demonstrations, 4-H Clubs, and related activities.

COUNTY TAXES: the amount paid by the municipality to the county for the municipal share of the county tax levy as apportioned by the County Board of Taxation.

CURRENT FINANCES: the current financial position of a local unit as reflected in its condensed current fund balance sheet for the fiscal year reported.

DEBT LIMITATION: the statutory debt limit in New Jersey is 3 1/2% for municipalities and 2% for counties, computed on the "equalized valuation basis."

DEBT SERVICE: the payment made by the local unit of the principal, interest and other charges on the obligations issued by it whether temporary or permanent.

DEDUCTIONS (FROM GROSS DEBT TO CALCULATE NET DEBT): the "local bond law" defines the methods for calculating the deductible portion of gross capital debt. All school debt within the statutory limit is deductible. All self-liquidating or utility debt is deductible if the utility is self-sustaining. If the utility is not self-sustaining, the operating deficit is capitalized at 5% and becomes a charge against the debt limit of the municipality. The deductions from other debt come about through funds on hand, accounts receivable, and similar specific items allowable as deductions. Also bonds authorized by another Public Body to be guaranteed by the municipality are deductible.

DEFERRED CHARGES: unbudgeted expenditures, payment of prior year's bills, deferred charges to future taxation.

DELINQUENT TAXES: all taxes unpaid at the close of the year.

DISTRICT SCHOOL TAXES: Payments to the local school district, regional school district and consolidated school district for the support of the school budget.

EFFECTIVE TAX RATE: the effective tax rate is the tax rate which would apply if the property taxed were assessed at true value. Because New Jersey defines true value as market value, and conducts a statistically designed sales ratio program in order to calculate state promulgated equalization ratios, the effective property tax rate for New Jersey municipalities is the general tax rate multiplied by the equalization ratio.

ENVIRONMENTAL INSPECTION AND CONTROL: the expenditure line in this report includes these activities: code enforcement; building inspection; plumbing inspection; electrical inspection; elevator inspection; gas inspection; air conditioning inspection; heating plant inspections; housing and rooming house inspection; air pollution control; water pollution control; and sanitary inspections of nursing homes, hotels, motels, and trailer camps.

EQUALIZATION RATIO: the ratio of assessed value to true (market) value of real property.

EQUALIZED VALUATION: the true (market) value of real property, calculated by dividing the assessed value by the equalization ratio (see also State Equalized Value).

EQUALIZED VALUATION BASIS: the average of the three (3) preceding years of the sum total of: (a) the aggregate equalized valuations of real property as certified in the Table of Equalized Valuations published by the Director of the Division of Taxation of the Department of the Treasury on October 1st of each year; and (b) the assessed valuation of Class II railroad property as set forth in the Table of Equalized Valuations referred to in (a) above.

EXPENDITURES: actual cash disbursements plus amounts reserved to meet bills incurred during the year but unpaid at the close of the calendar year.

FISCAL YEAR: the fiscal year of all New Jersey counties and municipalities is the calendar year.

GENERAL TAX RATE: the general tax rate is the rate applied to the net taxable assessed valuation of a municipality to yield the required tax levy. It is the rate shown on the County Abstract of Ratables and on the tax bill. Because of varying assessment practices, it is a rate which has no meaning in comparative tax rate studies.

GROSS DEBT: includes all bonds and notes authorized or guaranteed by a local unit or a school district, whether or not issued. Does not include tax anticipation notes, emergency notes, special emergency notes, or utility revenue notes.

HEALTH SERVICES EXCEPT ENVIRONMENTAL: the municipal expenditure line in this report includes these activities: health boards and departments; physicians; visiting nurses; morgues; vital statistics; disease control; food; drug; food handling inspections; public baths; municipal child evaluation centers; municipal deprived children care; contributions to health organizations; narcotics centers; diagnostic centers; mental health and similar activities. The county expenditure line includes those of these activities not reported as a separate activity.

HUMAN RESOURCES: the expenditure line in this report includes activities such as those for youth, aging, Senior Citizens, child care centers, anti-poverty programs, head-start programs, etc.

LAND RECLAMATION AND CONSERVATION: the municipal expenditure line in this report includes these activities: water policy and conservation; flood prevention and damage; and conservation of natural resources.

LINE ITEM: a budget line item is an appropriation or a specific anticipated revenue. A property line item is an entry on the tax rolls.

LOCAL PURPOSE TAXES: the amount of taxes assessed to support the municipal budget (i.e. to operate and maintain the municipality and provide for municipal debt service.)

LOCAL UNIT: a county or municipality.

MOODY RATING: the Moody Rating is the credit rating given by the Moody's Investors Service.

MUNICIPAL FUNCTIONS: expenditures necessary to operate the municipality and provide the services required.

MUNICIPAL PUBLIC UTILITY: an agency created to perform specific functions within a municipal, county, or regional area. Operations are separate and distinct from the local unit, but not autonomous with respect to it. There are fifteen types of municipal utilities in New Jersey: water, sewer, airport, beach, water and sewer, harbor, electric, parking, swimming pool, country club, golf course, park, recreation, sanitation and transfer station.

MUNICIPALITY: a municipal corporation (there are no unincorporated territories in New Jersey). The name of a New Jersey municipality (i.e., city, town, township, borough, or village) does not indicate size, population or form of government.

NET DEBT: the amount of authorized debt remaining after statutory deductions are taken. The present law limits the amount of net debt for municipalities to 3 1/2% of equalized valuation basis for the sum of municipal and school debt. The present law limits the amount of net debt for counties to 2% of equalized valuation basis.

NET VALUATION ON WHICH COUNTY TAXES ARE APPORTIONED: this figure is taken from column 11 of the County Abstract of Ratables. It includes the County equalization of net valuation taxable, plus several statutory adjustments, plus an equivalent valuation for the business personalty taxes collected and replaced by the State.

NET VALUATION TAXABLE: the assessed valuation of real property, excluding Class II railroad property, over which property taxes are levied. Telephone and telegraph equipment are assessed locally, and are included in this figure.

OTHER JUDICIAL: court attendants and services of court reporters.

OTHER PUBLIC WORKS: the expenditure line in this report includes these activities: motor vehicle maintenance and fueling; public works equipment purchase and maintenance; general administration of public works; recreational flying fields; transportation capital expenditures; marine and harbor improvements; water system and improvements; feasibility studies; and purchase of municipal utilities.

OTHER REVENUES, REVENUE SHARING TAX EFFORT: includes realized alcohol beverage licenses, interest and costs on taxes and building permits, as well as any other miscellaneous licenses and permits reported in the budget.

PARCEL: a parcel is a piece of property entered on the tax map as one unit and carried on the tax rolls for assessment and tax collection purposes as one unit.

PER CAPITA FIGURES: computations are based upon the estimated population for the report year. Care should be taken in using these figures for comparative purposes, since all services included are not necessarily provided to the residential population for the report year. Future research is planned to find a better measurement for cost comparisons.

PLANNING, HOUSING AND DEVELOPMENT: the expenditure line in this report includes these activities: zoning; urban renewal; housing; planning; economic development; industrial commissions; physical rehabilitation; model cities programs; boards of adjustment; tidelands and meadowlands development; urban development; and community planning.

POPULATION: The July 1, 1984 State of New Jersey Department of Labor and Industry estimated population figures including all amendments made to the official 1980 Census of population conducted by the U.S. Department of Commerce, Bureau of Census.

PROPERTY ACQUIRED BY DEED OR FORECLOSURE: (often referred to as foreclosed property.) When property taxes are unpaid, the collector is required by law to sell the property for non-payment of taxes. If there is no outside purchaser, the property is acquired by the municipality and the tax title lien is vested in the municipality. After 6 months from the date of the tax title lien sale, the municipality is permitted by law to foreclose the property owner's right of redemption of the lien and, thus, acquire title to the property.

RATABLE: a ratable is a taxable parcel of real property.

RESERVE FOR UNCOLLECTED TAXES: an item in the municipal budget which is designed to insure the municipality sufficient cash with which to carry out its functions after providing in full to other governmental units -- local schools, county and special districts. This reserve becomes a tax levy added to the tax levy required to meet the budget, and represents the amount of tax monies expected to remain uncollected at the end of the year, based on the collection level of the previous year.

REVENUES: monies which were received during the calendar year. Surplus revenue may be in part offset by deferred charges and State Aid may be represented by State funds set aside as a reserve but not yet paid over.

SPECIAL DISTRICTS: independent governmental corporations created within a local municipal unit to provide definite functions and having power to tax, impose service charges and incur debt. They are autonomous, and their officials are usually elected, not appointed.

STANDARD AND POOR RATING: the Standard and Poor Rating is the credit rating given by the Standard and Poor Company.

STATE AID: revenues represent amounts received from the State under the several State Aid programs authorized by the State Legislature. These include State road aid, highway lighting, building allowances for Type I Schools and others.

STATE AND LOCAL FISCAL ASSISTANCE ACT OF 1972 (Revenue Sharing): in general, funds received by units of local government from the federal government, and may be used only for priority expenditures, maintenance and operating expenses for (1) Public safety, environmental protection, public transportation, health, recreation, libraries, social services for the poor and aged, and financial administration; (2) Ordinary and necessary capital expenditures authorized by law. These utilizations are included in the report.

STATE EQUALIZATION RATIO: the equalization ratio promulgated by the Director of the Division of Taxation on October 1st of each year.

STATE EQUALIZED PROPERTY TAX RATES: derived by multiplying the general tax rate by the ratio of assessed value to true value (see table).

STATE EQUALIZED VALUE: the item reported in this report is calculated by dividing the net valuation taxable by the State Equalization Ratio to arrive at true value.

STATE EQUALIZED VALUATION: is promulgated by the Director of Taxation and represents a uniform computation of property value by formula designed to provide equitable distribution of State Aid programs.

STATUTORY: this term is used to identify a situation established by law. For example: a statutory expenditure is one required by law.

TAX RATE: means the general tax rate applicable to all taxable property. It is derived by dividing the total tax levy by the net valuation taxable. All tax rates shown are based upon \$100 valuation.

TAX TITLE LIENS: this asset is created as a result of sale by municipality for non-payment of real estate taxes, delinquent assessments, utility charges or special district taxes.

TYPE I SCHOOL DEBT SERVICE: the amount of principal and interest included in the budget of the municipal corporation for payment of debt for school structures in Type I (formerly called Chapter VI) School Districts.

VETERAN AND SENIOR CITIZEN TAXES: veterans and senior citizens receive a special property tax deduction on their tax bill in the amount of \$50 for veterans and \$160 for senior citizens. Taxes were formerly levied by municipalities to cover the costs of these deductions, with State reimbursement for one-half of the allowed deductions. In 1976, the State assumed this obligation in its entirety; taxes are no longer levied by municipalities for these deductions.

WEIGHTS AND MEASURES: county and local inspections of weighing and measuring equipment and related law enforcement.

