

STATE LIBRARY  
OF  
MISSISSIPPI

100





---

---

DEPARTMENT OF LABOR

---

---

THIRTY-EIGHTH ANNUAL REPORT

OF

The Bureau of  
Industrial Statistics

OF

NEW JERSEY

For the year ending October 31st

1915

974.901

L 31

---

---

CAMDEN, N. J.:  
S. CHEW & SONS CO., PRINTERS  
1916

DEPARTMENT OF LABOR

STATISTICAL BUREAU

The Bureau of  
Industrial Statistics

NEW YORK

1917

31

## CONTENTS.

	PAGE.
Letter of transmittal .....	vii
Introduction .....	ix
 PART I.—STATISTICS OF MANUFACTURES—Introduction and Analysis of the General Tables.....	 3-30
STATISTICAL COMPARISONS, 1913-1914.	
Character of Management.....	7-8
Total Capital Invested.....	8-9
Capital Invested by Industries.....	9-10
Average Capital Invested per Establishment.....	10-11
Cost Value of Material Used—by Industries.....	11-13
Selling Value of Goods Made—by Industries.....	14-15
Persons Employed.....	15-16
Stability of Employment.....	17
Classification of Persons Employed.....	17-18
Industries Employing Women and Children.....	18-20
Average Number of Persons Employed—by Industries	21-22
Average Number of Persons Employed—by Months.	22
Average Yearly Earnings—by Industries.....	22-24
Average Weekly Earnings.....	24-25
Classification by Amounts, of Weekly Earnings— All Industries.....	25
Number of Days in Operation—by Industries.....	25-27
Proportion of Business Done—by Industries.....	27-29
Power Used in Manufacturing Industry.....	29-30
Recapitulation and Summary of Statistics of Manu- factures .....	30
THE GENERAL TABLES.	
Table No. 1.—Character of Organization and Man- agement by Industries—Number of Corporations, Number of Stockholders, Number of Partnerships, Number of Partners, Number of Individual Owners	31-33
Table No. 2.—Capital Invested by Industries.....	34-35
Table No. 3.—Material Used and Goods Made, by In- dustries .....	36-37
Table No. 4.—Average, Greatest and Least Number of Persons Employed, by Industries.....	38-40


PART I.—(Continued.)	PAGE.
Table No. 5.—Average Number of Persons Employed by Months, Periods of Greatest and Least Activity, by Industries.....	41-71
Summary of Persons Employed by Months—All Industries .....	72
Table No. 6.—Total Amounts Paid in Wages, by Industries .....	73-74
Table No. 7.—Classified Weekly Earnings, by Industries .....	75-121
Summary of Classified Weekly Earnings—All Industries .....	121
Table No. 8.—Aggregate Average Number of Days in Operation, Number of Hours Worked per Day and per Week, by Industries.....	122-123
Overtime Worked, by Industries.....	122-123
Table No. 9.—Average Proportion of Business Done, by Industries.....	124-125
Table No. 10.—Power Used by Industries.....	126-128
PART II.—STATISTICS OF EMPLOYMENT, WORKING TIME, WAGES, ACCIDENTS, ETC., ON STEAM RAILROADS IN NEW JERSEY.....	131-147
RETAIL PRICES OF FOOD SUPPLIES IN NEW JERSEY.	
Introduction and Analysis of Tables.....	149-153
Table No. 1.—Total Cost of the Test Bill of Supplies in the Cities, Towns and Villages of the State.....	154-155
Table No. 2.—Comparison of Average Retail Prices per Article, 1914-1915.....	156
Table No. 3.—Comparison of Retail Prices per Article, 1915-1898.....	157
FRUIT AND VEGETABLE CANNING INDUSTRY OF NEW JERSEY, PACK OF 1914.....	159-163
Table No. 1.—Character of Management, Number of Persons Employed, Total Amount Paid in Wages, Selling Value of Products, Number of Days in Operation .....	164
Table No. 2.—Varieties and Quantities of Fruits—Pack of 1914.....	165
Table No. 3.—Varieties and Quantities of Vegetables—Pack of 1914.....	166-169

PART III.—INDUSTRIAL CHRONOLOGY OF NEW JERSEY,  
for the Twelve Months Ending September 30, 1915.

Introduction .....	173-176
Summary Table No. 1—Accidents Causing Major Injuries and Their Causes.....	176-178
Table No. 2.—Causes of Accidents, by Industrial Groups .....	178-181
Table No. 3.—Results of Accidents, by Industrial Groups .....	181-184
Table No. 4.—Accidents Resulting in Minor Injuries, by Causes and Industrial Groups.....	184-185
Table No. 5.—Minor Injuries and their Bodily Location .....	185
Table No. 6.—Major and Minor Accidents, by Industrial Groups.....	186
Movement of Manufacturing Plants.....	186-189
Changes in Working Time and Wages.....	189-194
Factory and Workshop Extension—New Plants and Enlargements of Old Establishments.....	195-201
Damage to Industrial Property by Fire.....	202-205
Trade and Labor Unions Organized.....	206-208

CHRONOLOGICAL RECORD OF STRIKES AND  
LOCKOUTS.

The Bayonne (Oil Works) and Roosevelt (Fertilizer Workers) .....	209-246
Other Strikes and Lockouts.....	247-296



## Letter of Transmittal.

---

STATE OF NEW JERSEY,  
DEPARTMENT OF LABOR.

OFFICE OF THE BUREAU OF INDUSTRIAL STATISTICS,  
TRENTON, OCTOBER 31, 1915.

*To His Excellency James F. Fielder, Governor:*

SIR:—In accordance with the provisions of Chapter 105, Laws of 1878, and the several supplements thereto, I have the honor of submitting to the Senate and General Assembly, through you, the thirty-eighth annual report of the Bureau of Industrial Statistics of New Jersey.

LEWIS T. BRYANT,  
*Commissioner.*



## INTRODUCTION.

---

The principal features of this report, the thirty-eighth issued by the Bureau since it was organized in 1878, are on practically the same lines as those followed by its predecessors of recent years. The purpose has always been to so regulate and direct the work of the Bureau as to make its investigations and reports cover, to as great an extent as possible, the extensive range of sociological and industrial research designated as its field, by the legislative act under which it was organized thirty-eight years ago.

The report is divided into three parts; the first devoted entirely to the "Statistics of Manufactures," which is in substance and elaborateness of statistical details a perfect census of the factory industries of the State; the second, to a tabular and analytical review of employment, working time and earnings—daily, weekly and yearly on the steam railroads of New Jersey; a review of retail prices of food supplies, and the statistics of the fruit and vegetable canning industry of the State; and third, the year's record of occurrences of interest to labor and industry, all of which are grouped together in Part III under the general title "Industrial Chronology of New Jersey." The chronology is presented under seven topical heads as follows: Accidents to workmen while on duty; suspension of work—temporary or permanent, in manufacturing establishments; changes in working hours and wages; expansion of manufacturing industry; industrial property damaged or destroyed by fire; organization of trade and labor unions; and such strikes as have occurred during the twelve months covered by the chronological record.

The Statistics of Manufactures, which occupies all of Part I—128 pages of the report, shows for the first time since the disastrous money panic of 1907-08, a break in the progressive increase in the volume of manufacturing industry that we had heretofore enjoyed year after year. Calculated over a period of fifty years, the annual advance in the value of factory and workshop products has averaged 6.6 per cent. The statistics here presented, which


refer to the year 1914, show, instead of the customary annual increase, an actual falling off in the value of products as compared with 1913 amounting to 3.4 per cent. The depression that produced this result was, however, limited to the first seven months of the year. A great revival of manufacturing activity, which set in about the middle of the seventh month and continued with cumulative intensity to the present time, has gone far toward offsetting the shrinkage of the first six or seven months of 1914, and existing conditions warrant the belief that 1915, the data for which are now being compiled, will prove to be a record year of more than average prosperity for the industries of New Jersey.

Next in industrial and sociological importance to the Statistics of Manufactures, comes the record for the year of strikes and other disturbances of like character, of which the number that occurred during the twelve months covered by "chronology" was unusually large. Practically all were for increase of wages, reduction of working time and a considerable number that aimed at securing both these concessions. Two of this class—one that occurred at the plants of the Standard Oil Company at Bayonne and Cavan Point, Hudson County, and the other at two plants of the American Agricultural Chemical Company situated in Roosevelt, Middlesex County, presented features of unusual interest. The men engaged in these strikes were very largely of the non-English speaking classes of immigrants, and the progress of both was marked by outbreaks of rioting which necessitated a resort to stern measures of suppression by the authorities. Two strikers were killed and eight or ten were wounded at Roosevelt, and five were killed and a much larger number were more or less seriously wounded at Bayonne. Both these strikes with all details of interest relating to them are described at considerable length in this report. The other strikes were of the ordinary kind, carried for the most part to such conclusions as were reached without violence and with a minimum amount of friction, but the record shows that such gains as were made by the men concerned fell far short of cancelling the wage losses incurred through varying periods of idleness incidental to the struggles.

Each of the several subdivisions of this report is prefaced by a comprehensive introduction and analysis which brings out clearly the character of the subjects considered and significance of the results shown.

Under an act of the Legislature of 1915, the Bureau of Industrial Statistics, which had done admirable work for the State during its more than thirty-seven years of unbroken autonomous existence, was, for administrative purposes, attached to the Department of Labor, the purpose being to bring about such economy in the operation of both offices as might be effected by, wherever practicable, co-ordinating their work.

LEWIS T. BRYANT,  
*Commissioner of Labor.*



## PART I

---

---

Statistics of Manufactures of New Jersey

---

Capital Invested, Number of Operatives Employed

---

Cost Values of Material Used

---

Selling Value of Goods Made

---

Average Working Hours

---

Classified Weekly Wages

---

Average Yearly Earnings of Labor

---

---

PART I

CHAPTER I

SECTION I

ARTICLE I

SECTION I

ARTICLE I

SECTION I

ARTICLE I

## Statistics of Manufactures of New Jersey for the Fiscal Year Ending December 31, 1915

---

An act of the Legislature of 1899 specifically directed the compilation and publication each year thereafter by this Bureau of the Statistics and Manufactures of New Jersey. At that time the population of the State was 1,883,669; in 1915, the population, as shown by the State Census, is 2,844,342, an increase of 960,673, or a fraction more than 51 per cent. The total value of all manufactured products in 1899 was \$611,748,993, while in 1914, the total value is \$1,090,922,707, an increase of \$489,272,714, or a small fraction less than 80 per cent. Considering these great increases and the further fact that the scope of the work has been largely extended in the matter of details, it is not surprising that the Statistics of Manufactures has for years back been the principal permanent feature of the Bureau's work and necessarily has come to occupy much larger space than is given to any other subject presented in its annual reports. These statistics are compiled with the greatest possible care as to accuracy and completeness, from data reported by the proprietors or managers of every manufacturing establishment in the State in which five or more persons are employed, and in which records and accounts are kept of a character required for this purpose.

The data here presented applies to the calendar year 1914. Accompanying the review of the compilation are a number of comparison tables in which the totals of the principal industries of the State are compared with those of 1913, for the purpose of showing the increases or decreases in the various phases of these industries during the year 1914.

The compilation is based on perfectly authenticated reports from all manufacturing establishments in the State keeping records from which the information required for the statistical tables could be drawn. The law of 1899, which established the annual Statistics of Manufactures, contemplated a compilation far less minute and comprehensive than that which is made every five years by the Federal Census Bureau, which includes in its

totals every form of industry showing an annual product of not less than \$500, a much smaller sum than the average annual per capita earnings of workmen in the real factory and workshop industries of the State. There are many thousands of these concerns, operated for the most part by the proprietors alone, or at the most, with one assistant, usually a member of the proprietor's own family. This class of establishments is composed almost entirely of the small bakeshops, confectioneries, dress makers, custom tailors, custom shoemakers, and the numerous other lines of small neighborhood industries that abound in all our large cities and towns, the number and character of which show practically no variation from year to year, although the volume of business which they do is undoubtedly influenced by the activity or depression of the real factory industries of the State, in which upwards of 480,000 persons, or nearly 17 per cent. of our total population, are engaged as wage earners or employers, all dependent for wages or dividends upon the prosperity of the industries in which they are particularly interested. The manufacturing industries of the State far exceed all other interests in importance, and it was for the purpose of collecting accurate information regarding them from a business point of view, and also to shed light on the sociological and economic conditions surrounding the army of wage workers—men, women and children whom they employ, that these Statistics of Manufactures were established. The small industries, neighborhood and domestic, referred to above, merely reflect the prosperity or depression, as the case may be, of the larger ones included in this compilation which shows every detail required for conveying a clear understanding of the present condition of industry throughout the entire State, and by comparisons with the data of preceding years, showing also whether it is increasing or diminishing in varieties of form and volume.

The number of establishments considered in this report is 2,624. The aggregate average number of wage earners employed in these plants was 325,634. Of these, 233,208 were males 16 years of age and over, 87,669 were females 16 years of age and over, and 4,757 were children of both sexes who were less than 16 years.

The establishments are divided into eighty-nine general industry groups, each of them including not less than three indi-

vidual concerns, and one large group under the title "unclassified," made up of plants reporting products which could not be merged with those of any of the other industry groups. Separate headings could not be provided for these establishments, because not more than two of them being engaged in the same line of manufacture, and a rule never departed from is to include not less than three establishments under any one distinctive heading. The protection of manufacturers who fill out these reports under an assurance that they are to be regarded as distinctly confidential requires that this course be unchangingly pursued. A departure from it might be productive of consequences very detrimental to the interests of the firms concerned.

This year's presentation follows strictly the forms proven by years of experience to be the best for the purpose of showing every feature of interest and importance relating to the conditions of industry from both the material and sociological viewpoints. There are ten general tables in the series, each of them illustrating one distinct element of the whole; only the totals are given on these tables for each industry group, and nowhere throughout the compilation is it possible to separate from these abstracts the data relating to any one establishment.

These ten tables show for each industry group: First, the character of management, whether by corporation, partnership, or owner, with the number of stockholders, partners or individual owners, as the case may be; second, the capital invested in various forms; third, the cost value of stock or material used in the processes of manufacture and the selling value of all goods made or work done; fourth, the greatest, least and average number of persons employed during the year; fifth, the average number of persons employed by months, classified as men, women and children; sixth, the total amount paid in wages to wage earners only, and the average yearly earnings of wage earners, by industries; seventh, classified weekly earnings of wage earners by industries; eighth, the average number of days in operation during the year, and the average working hours per day and per week; ninth, the proportion of business done, by which is meant, the extent to which the actual operations of the various industries included in the compilation approached the limit of their full productive capacity, and tenth, the amount and character of primary power in use.

An important feature of the review and analysis of these ten statistical tables which follows is the comparison tables in which the data relating to twenty-five selected industries, regarded as the most important on the list, are compared with those of the next preceding year (1913) showing thereby such increases or decreases as may have occurred in them during the year 1914.

#### ANALYSIS OF THE TABLES

Table No. 1 shows the character of the ownership of the individual establishments in each of the general industries, the number owned by corporations, by partnerships and by individuals, with the number and variety of stockholders, and partners in corporations and partnerships respectively. The total number of establishments considered is 2,624. In 1913, the number was 2,638, to which were added 90 establishments, some of them entirely new and others old established plants that resumed operations during some part of 1914, after having been closed down during the whole of the preceding year. This gain was, however, more than offset by the permanent or temporary loss of 104 establishments, all of which had gone out of operation during the first quarter of 1914, leaving a net loss of 14 in the number of establishments as compared with the record of 1913.

Of the 2,624 establishments considered, 730, or 27.8 per cent. of the total number are controlled by partnership or individual owners, of whom there are 1,229, or an average of 1.7 for each of the 730 establishments. The number of establishments owned by corporations is 1,894, or 72.2 of the total number considered. Concerned in the ownership of these plants there were at the time of reporting 152,081 stockholders of record, or an average of 80 for each corporation. The aggregate number of persons having proprietary interests in the factory and workshop industries of New Jersey, as stockholders, partners, or individual owners, is 153,310. In 1913, the proportion of establishments owned by partnerships and individuals, and by corporations, was 28.8 and 71.2 per cent. respectively; compared with 1914—28.8 per cent. and 72.2 per cent., there is a falling off of one per cent. in the proportion of establishments under partnership management, and a corresponding increase in the proportion under corporate control. This movement toward corporate management has been going on steadily for years back, the increase each year never

exceeding 1.7 per cent., nor falling below 0.7 per cent. This slow but steadily maintained drift toward the corporate form of management seems to prove the value of its many advantages, such as limited liability, adequate capital, and division of risks and hazards among a comparatively large number of investors. The increase in corporate management has averaged about one per cent. annually since 1905.

The following table shows, in condensed form, a comparison of the statistics of management for 1914 and 1913.

	1913.	1914.
Number of establishments owned by individuals and partnerships..	759	730
Number of individual owners or partners.....	1,303	1,229
Average number of owners per establishment.....	1.7	1.7
Number of establishments owned by corporations.....	1,879	1,894
Number of stockholders.....	140,848	152,081
Average number of stockholders per establishment.....	75	80
Aggregate number of partners and stockholders.....	142,151	153,310

Nine of the eighty-nine general industries, including a total of 93 establishments, are under corporate management exclusively. All the others are divided in the matter of management, between the corporate and non-corporate form, the first being by far the most numerous.

Of the 1,229 partners and individual owners of the 730 non-corporate establishments, 1,145 are males, 57 females, 6 special, (sex not reported) and 21 are estates (number of persons interested not reported). The 152,081 stockholders of corporations are classified on the table as—males, 89,012; females, 53,642, and banks, for themselves, or as trustees for others, 9,427. The grand total of stockholders, partners and individual proprietors who control and direct all the factory and workshop industries of our State is 153,310; this number is equal to almost fifty per cent. of the total working force employed in all our factories and workshops as wage earners.

Table No. 2 shows the amount of capital invested in each of the eighty-nine general industries, and the aggregate total for all industries combined. The capital is divided for each industry and for all industries so as to show the amount invested in land and buildings; machinery, tools and implements; and cash on hand or in bank, bills receivable, and also the cost value of products—wholly or partly finished at the end of the fiscal year when the establishment reports were made.

The total amount of capital invested is in all industries, \$1,025,169,694. Three establishments of the entire number considered failed to report capital invested in any form; twelve reported capital without the subdivisions of the same required by the statistical form on which reports are made, and one entire industry with ten establishments (high explosives) reported total capital without specifying the amount invested in "machinery, tools and equipment." The substantial correctness of the table is in no way affected by these few omissions and variations from the statistical form.

Of the total capital invested, \$241,784,814, or 22.5 per cent., is charged to "land and buildings;" \$221,047,135, or 20.6 per cent., is charged to "machinery, tools and equipment," and \$562,237,745, or 56.9 per cent., to "bills receivable, finished products on hand, stock in process of manufacture and cash on hand." The following table gives a comparison of the three subdivisions of capital invested in 1914 and 1913, with the increases of the same shown in absolute amounts and by percentages.

	1913.	1914.	Increase in 1914.	
			Amount.	Per cent.
Total capital invested.....	\$969,796,504	\$1,025,169,694	+ \$55,373,190	+ 5.7
In lands and buildings.....	224,359,128	241,784,814	+ 17,425,686	+ 7.7
In machinery, tools and imple- ments .....	210,581,939	221,047,135	+ 10,465,196	+ 2.9
In bills receivable, unfinished stock, cash on hand, or in bank	534,856,437	562,337,745	+ 27,482,308	+ 5.1

The increase in total capital invested in 1914, over the previous year as shown by the above table, is \$55,373,190, or 5.7 per cent. The increase of investments in "land and buildings" is \$17,425,686, or 7.7 per cent.; in "machinery and tools," \$10,465,196, or 2.9 per cent., and in other forms of capital, \$27,482,308, or 5.1 per cent.

In previous presentations of the Statistics of Manufactures, reference has been made to the difficulties encountered in the effort to secure figures on the value of land and buildings used for manufacturing purposes in the large cities, the reason for which being the fact that lessees or tenants, of whom there are in many instances several in one building, are unable to place a valuation on property which they do not own. Tracing the actual owners or authorized agents of such property is in some

cases so difficult as to be practically hopeless, and many, when found, seem reluctant to give information about their properties, being apparently suspicious of the use which may be made of it. Doubtless the capital invested in "land and buildings" would be increased by several millions of dollars if correct statements of the value of such property could be secured.

In the table which follows, comparisons are made of the total capital invested in 1914 and 1913, in the twenty-five leading industries of the State; in "other industries," which includes all not in the selected list, and in "all industries," that is to say, the entire 2,624 establishments considered in the presentation.

INDUSTRIES.	Number of Establishments.	Capital Invested.		Increase (+) or Decrease (-) in 1914 Compared with 1913.	
		1913.	1914.	Amount.	Percentage.
Artisans' tools .....	41	\$4,166,973	\$3,855,470	- \$311,503	- 7.5
Boilers (steam) .....	15	12,987,984	12,688,621	- 299,363	- 2.3
Brewery products .....	35	41,984,854	42,279,524	+ 294,670	+ 0.7
Brick and terra cotta.....	74	25,282,249	24,217,885	- 1,064,364	- 4.2
Chemical products .....	89	47,713,142	52,580,658	+ 4,867,516	+ 10.1
Cigars and tobacco.....	43	39,023,996	37,891,615	- 1,132,381	- 2.9
Drawn wire and wire cloth...	12	20,414,278	20,640,998	+ 226,720	+ 1.1
Electrical appliances .....	33	26,193,161	32,251,683	+ 6,058,522	+ 23.1
Furnaces, ranges and heaters..	13	8,853,997	8,003,875	- 850,122	- 9.6
Glass (window and bottle)....	19	5,732,597	6,950,225	+ 1,217,628	+ 21.2
Hats (fur and felt).....	31	4,656,906	4,515,236	- 141,670	- 3.0
Jewelry .....	116	10,371,365	10,551,221	+ 179,856	+ 1.7
Leather (tanned and finished)..	82	23,180,829	23,853,014	+ 672,185	+ 2.9
Lamps (electric and other)....	11	12,616,901	12,589,184	- 27,717	- 0.2
Machinery .....	133	54,399,397	55,796,346	+ 1,396,949	+ 2.6
Metal goods .....	90	17,203,268	17,786,728	+ 583,460	+ 3.4
Oils .....	23	84,639,740	85,640,112	+ 1,000,372	+ 1.2
Paper .....	53	13,345,758	15,099,022	+ 1,753,264	+ 13.1
Pottery .....	53	11,281,079	12,227,027	+ 945,948	+ 8.4
Rubber products (hard and soft) .....	58	30,005,296	30,276,289	+ 270,993	+ 0.9
Shipbuilding .....	19	29,638,890	34,286,142	+ 4,647,252	+ 15.7
Silk (broad and ribbon goods)..	191	40,311,744	43,569,099	+ 3,257,355	+ 8.1
Steel and iron (structural).....	33	10,240,145	9,680,166	- 559,979	- 5.4
Steel and iron (forging).....	13	14,804,867	15,629,831	+ 824,964	+ 5.6
Woolen and worsted goods.....	29	36,797,503	40,773,043	+ 3,975,540	+ 10.8
Twenty-five industries .....	1,309	\$625,846,919	\$653,583,064	+\$27,736,145	+ 4.4
Other industries .....	1,315	343,949,585	371,586,680	+ 27,637,095	+ 8.0
All industries .....	2,624	\$969,796,504	\$1,025,169,694	+\$55,373,190	+ 5.7

As shown in the above table, seventeen of the twenty-five selected industries show increases of capital invested ranging from 0.7 per cent. in "brewery products," to 23.1 per cent. in "electrical supplies," while eight industries show decreases ranging from the merely nominal fraction of 0.2 per cent. in "lamps—electric and other," to 9.6 per cent. in "furnaces, ranges and heaters."

The net increases of capital shown by the "twenty-five selected industries," by "other industries" and by "all industries," is 4.4 per cent., 8.0 per cent., and 5.7 per cent. respectively. The greatest numerical increases in capital invested are shown by "electrical appliances," \$6,058,522; "chemical products," \$4,817,516; "ship-building," \$4,647,252; woolen and worsted goods, \$3,975,540; and "silk—broad and ribbon goods," \$3,257,355. Increased activity calling for larger capital, was, in the case of four of these five industries, more or less due to conditions requiring better facilities for their increasing volume of work. The numerical reductions of capital are comparatively small. The largest—\$1,064,364, is shown by "brick and terra cotta," and the smallest by "lamps—electric and other," \$27,717.

In the table which follows, the average amount of capital invested per establishment is shown for each of the "twenty-five selected industries" and also for the aggregated establishments included in "other industries," and in "all industries." The increases and decreases are shown numerically and by percentages.

INDUSTRIES.	Number of Establishments.	Average Amount of Capital Invested per Establishment.		Increase (+) or Decrease (−) in 1914 Compared with 1913.	
		1913.	1914.	Amount.	Percentage.
Artisans' tools .....	41	\$101,633	− \$94,035	−	− 7.4
Boilers (steam) .....	15	763,999	845,901	+	+ 10.7
Brewery products .....	35	1,199,567	1,207,936	+	+ 0.7
Brick and terra cotta.....	74	332,661	327,269	−	− 1.6
Chemical products .....	89	543,427	590,232	+	+ 7.6
Cigars and tobacco.....	43	951,805	881,200	−	− 7.4
Drawn wire and wire cloth.....	12	1,570,329	1,720,083	+	+ 9.5
Electrical appliances .....	33	770,387	977,324	+	+ 26.8
Furnaces, ranges and heaters....	13	681,077	615,683	−	− 9.6
Glass (window and bottle).....	19	301,716	365,801	+	+ 21.2
Hats (fur and felt).....	31	125,862	145,654	+	+ 15.7
Jewelry .....	116	85,011	90,959	+	+ 7.0
Leather (tanned and finished)....	82	282,693	290,890	+	+ 2.9
Lamps (electric and other).....	11	1,051,408	1,144,471	+	+ 8.8
Machinery .....	133	413,457	419,521	+	+ 0.3
Metal goods .....	90	193,072	197,630	+	+ 2.4
Oils .....	22	3,679,988	3,723,483	+	+ 1.2
Paper .....	53	247,143	284,387	+	+ 15.2
Pottery .....	53	201,448	230,698	+	+ 14.5
Rubber products (hard and soft).....	58	535,809	522,005	−	− 2.6
Shipbuilding .....	19	1,646,605	1,804,534	+	+ 9.6
Silk (broad and ribbon goods)....	191	209,957	228,110	+	+ 8.6
Steel and iron (structural).....	33	276,761	293,333	+	+ 6.0
Steel and iron (forging).....	13	1,133,836	1,202,295	+	+ 5.6
Woolen and worsted goods.....	29	1,314,197	1,405,967	+	+ 7.0
Twenty-five industries .....	1,309	\$472,337	\$499,299	+	+ 5.7
Other industries .....	1,315	261,957	282,575	+	+ 7.9
All Industries .....	2,624	\$367,626	\$390,690	+	+ 6.3

As shown by the above table, the average amount of capital invested by each of the 1,310 individual establishments included in the twenty-five selected industries was \$499,299 in 1914; in 1913 the average per establishment for the same group of industries was \$472,337. The increase in 1914 is therefore, \$26,962, or 5.7 per cent. in average capitalization per establishment.

"Other industries" show for 1914 an average capitalization for each of the 1,315 establishments under that heading of \$282,575; the average for the same establishments in 1913 was \$261,957. The average increase shown for 1914 is \$20,618, or 7.9 per cent. per establishment.

For "all industries," the average capitalization for each of the 3,624 establishments reporting was \$390,690 in 1914 and \$367,626 in 1913. The increase per establishment in 1914 is therefore \$23,064, or 6.3 per cent.

The industries showing the largest capitalization per establishment are "Oils," \$3,728,483; "shipbuilding," \$1,804,534; "drawn wire and wire cloth," \$1,720,083; "woolen and worsted goods," \$1,405,967; "brewery products," \$1,207,986; "steel and iron forgings," \$1,202,295, and "lamps—electric and other," \$1,144,471. The smallest capitalizations, \$90,959, \$94,035, \$145,654, and \$197,630 per establishment, are shown by the "jewelry," "artisans' tools," "men's hats—fur and felt" and "metal goods," respectively. None of the other industries show less than \$200,000 capital invested per establishment.

The greatness of the scale on which modern manufacturing industry is carried on in New Jersey, and the vast sums which employers must invest before entering on the competition for business and profits, are most strikingly illustrated by the data presented on this table.

Table No. 3 shows the cost value of all stock, material, or merchandise used in the eighty-nine industries considered, and also the selling value of all products. The totals are given for each industry group separately and for all industries combined. Included in the value of material used is the cost of such varieties of merchandise as have been consumed in the processes of manufacture, as for instance, oil, waste, packing boxes, fuel, lighting, etc., together with that which has been worked into and become a part of the finished product, such as raw silk in the silk industry; raw cotton and wool in other textile industries; pig iron in foundries and machine shops, and leather in shoe factories.

The following table presents a comparison of the expenditures of 1914 with 1913, for stock or material used by the "twenty-five selected industries" and the same for "other industries" and "all industries." The increases and decreases are shown in absolute amounts and their equivalent percentages.

INDUSTRIES.	Number of Establishments.	Value of Stock Used.		Increase (+) or Decrease (-) in 1914 Compared with 1913.	
		1913.	1914.	Amount.	Percentage.
Artisans' tools .....	41	\$1,453,712	\$929,264	- \$524,448	- 36.2
Boilers (steam) .....	15	3,196,774	2,616,822	- 579,952	- 18.1
Brewery products .....	35	5,433,320	5,201,297	- 232,023	- 4.3
Brick and terra cotta.....	74	3,270,320	2,833,384	- 436,936	- 13.3
Chemical products .....	89	25,488,258	26,171,368	+ 683,110	+ 2.7
Cigars and tobacco.....	43	17,258,994	17,226,597	- 32,397	- 0.2
Drawn wire and wire cloth.....	12	35,051,732	32,244,209	- 2,807,523	- 8.0
Electrical appliances .....	33	10,964,726	9,486,224	- 1,478,502	- 13.5
Furnaces, ranges and heaters....	13	3,722,972	3,111,583	- 611,389	- 16.4
Glass (window and bottle).....	19	2,333,079	2,312,853	- 20,226	- 0.9
Hats (fur and felt).....	31	4,674,206	4,289,388	- 384,818	- 8.2
Jewelry .....	116	6,719,511	5,502,032	- 1,217,479	- 18.1
Leather (tanned and finished)....	32	24,272,658	21,221,427	- 3,051,231	- 12.5
Lamps (electric and other).....	11	5,560,867	5,258,428	- 302,439	- 5.4
Machinery .....	133	19,482,970	12,092,019	- 7,390,951	- 37.9
Metal goods .....	90	10,612,010	9,469,189	- 1,142,821	- 10.8
Olis .....	23	100,543,184	86,770,233	- 13,772,951	- 13.7
Paper .....	53	9,087,146	9,051,350	- 35,796	- 0.4
Pottery .....	53	2,928,109	2,533,437	- 394,672	- 11.8
Rubber products (hard and soft).....	58	25,308,839	20,694,260	- 4,614,579	- 18.2
Shipbuilding .....	19	4,954,642	4,851,539	- 103,103	- 2.1
Silk (broad and ribbon goods)....	191	30,252,990	37,885,748	+ 7,632,758	+ 25.2
Steel and iron (structural).....	33	7,498,475	6,135,063	- 1,363,412	- 18.2
Steel and iron (forging).....	13	3,156,643	1,572,874	- 1,583,769	- 50.2
Woolen and worsted goods.....	29	22,825,802	25,228,644	+ 2,402,842	+ 10.5
Twenty-five industries .....	1,309	\$386,051,939	\$354,739,232	-\$31,312,707	- 8.1
Other industries .....	1,315	303,010,637	294,917,844	- 8,092,793	- 2.7
All industries .....	2,624	\$689,062,576	\$649,657,076	-\$39,405,500	- 5.7

The total cost value of stock or material used by the 1,309 establishments included in the "twenty-five selected industries" during the year 1914, was \$354,739,232. In 1913, the total cost value reported for the same industries was \$386,051,939, a falling off in 1914 of \$31,312,707, or 8.1 per cent. "Other industries," containing 1,315 individual establishments, used stock or material in 1914, the value of which was \$294,917,844; in 1913 the value was \$303,010,637, showing a falling off in the value of material used in 1914 of \$8,092,793, or 2.7 per cent.

The total value of stock or material used by the 2,624 establishments included in all industries in 1914, was \$649,657,076 in 1914; in 1913 the total value was \$689,062,276. The decrease in 1914 was, therefore, \$39,405,500, or 5.7 per cent.

That the year's business was not prosperous is made plain by the fact that of the "twenty-five selected industries," only three—"chemical products," "silk goods" and "woolen and worsted goods"—show increases in expenditures for stock or material of 2.7 per cent., 25.2 per cent. and 10.5 per cent. respectively. All the others show reductions that are for the most part too large to be accounted for on the theory of lower prices in 1914 than prevailed during the next preceding year. As a matter of fact, prices for imported material, such as raw silk, all of which comes from abroad, the main sources of supply being in the order of their importance, Japan, Italy and Spain, were much higher than at any time in recent years, because of the interruptions of trade and transportation caused by the great European war.

Expenditures for stock or raw material by each of the twenty-five selected industries are with few exceptions very large. The largest are "oils" (refining), \$86,770,233; "silk goods," \$37,885,748; "drawn wire and wire cloth," \$32,244,209; "chemical products," \$26,171,368; "woolen and worsted goods," \$25,228,644; "leather—tanned and finished," \$21,221,427, and "rubber products—hard and soft," \$20,694,260."

The average cost value of material used in each of the 1,309 establishments included in the "twenty-five selected industries," is almost exactly \$271,000. For the 1,315 establishments grouped under "other industries," the average is \$224,272 each. For "all industries," the average expenditure per establishment is \$247,582. These averages are much below those of 1913.

The table also shows the selling value of all "goods made or work done" by each of the eighty-nine general industries, and also by all industries combined. The selling values of products are given on the table below for each of the "twenty-five selected industries," for "other industries" and for "all industries." The totals for 1914 are given in comparison with those of 1913, and the increases and decreases are noted in absolute amounts and equivalent percentages.

INDUSTRIES.	Number of Establishments.	Value of Goods. Made.		Increase (+) or Decrease (-) in 1914 Compared with 1913.	
		1913.	1914.	Amount.	Percentage.
Artisans' tools .....	41	\$4,115,003	\$3,859,023	- \$755,980	- 18.4
Bollers (steam) .....	15	6,639,340	5,686,938	- 952,402	- 14.3
Brewery products .....	35	22,488,587	21,312,872	- 1,175,715	- 5.2
Brick and terra cotta.....	74	10,536,711	7,976,732	- 2,559,979	- 2.4
Chemical products .....	89	47,332,558	49,500,460	+ 2,167,902	+ 4.6
Cigars and tobacco.....	43	35,173,637	38,227,008	+ 3,053,366	+ 8.7
Drawn wire and wire cloth..	12	46,107,376	41,984,048	- 4,123,328	- 8.9
Electrical appliances .....	33	24,028,790	21,049,376	- 2,979,414	- 12.4
Furnaces, ranges and heaters	13	6,623,359	5,962,197	- 661,162	- 9.9
Glass (window and bottle)...	19	5,854,553	5,677,905	- 176,648	- 3.0
Hats (fur and felt).....	31	9,572,575	8,626,154	- 946,421	- 9.9
Jewelry .....	116	11,762,399	10,285,832	- 1,476,567	- 12.6
Leather (tanned and finished)	82	36,197,176	33,908,652	- 2,288,524	- 6.3
Lamps (electric and other)..	11	11,081,296	11,257,865	+ 226,569	+ 2.0
Machinery .....	133	44,075,610	34,176,859	- 9,898,751	- 22.5
Metal goods .....	90	20,796,435	19,678,868	- 1,117,567	- 5.4
Oils .....	23	115,194,212	101,763,531	- 13,430,681	- 11.7
Paper .....	53	16,535,538	17,058,496	+ 522,958	+ 3.2
Pottery .....	53	9,474,160	8,457,745	- 1,016,415	- 10.7
Rubber products (hard and soft)	58	42,544,723	38,411,030	- 4,133,693	- 9.7
Shpbuilding .....	19	11,138,174	10,476,245	- 661,929	- 6.4
Silk (broad and ribbon goods)	191	49,065,946	65,556,307	+ 16,490,361	+ 33.6
Steel and iron (structural)...	33	12,188,995	10,139,903	- 2,049,092	- 16.3
Steel and iron (forging).....	13	7,269,457	5,261,385	- 2,008,072	- 27.6
Woolen and worsted goods...	29	38,502,555	40,431,081	+ 1,928,526	+ 5.0
Twenty-five industries .....	1,309	\$644,299,165	\$616,279,507	-\$28,019,658	- 4.3
Other industries .....	1,315	484,525,224	474,643,200	- 9,882,024	- 2.0
All Industries .....	2,624	\$1,128,824,389	\$1,090,922,707	-\$37,901,682	- 3.4

As shown by the above table, the total selling value of all goods made and work done by the "twenty-five selected industries" in 1914, is \$616,279,507, against \$644,299,165 of value produced by the same industries in 1913. The decrease in 1914, is, therefore, \$28,019,658, or 4.3 per cent. The value of all products by "other industries" in 1914, is \$474,643,200; in 1913 it was \$484,525,224, a falling off in 1914 of \$9,882,024, or 2.0 per cent. Comparing the value of the products of "all industries"—\$1,090,922,707 in 1914, and \$1,128,824,389 in 1913, shows a falling off for the later year of \$37,901,682, or 3.4 per cent.

Measured by the selling value of products, our most important industry among the selected twenty-five shown on the comparison table, is the production of "refined oils," with a total product value of \$101,763,531. Others in the order of importance are: "Silk goods," \$65,556,307; "chemical products," \$49,500,460; "drawn wire and wire cloth," \$41,984,048, and "woolen and worsted goods," \$40,431,081.

Only six of the twenty-five selected industries show increases in the value of products, and these, with the single exception of "silk goods," which shows a gain of \$16,490,361, or 33.6 per cent., are all small considering the number of establishments included in each of them. Nineteen industries show decreases, the largest numerically being the refining of "oils," \$13,430,681, and "machinery," \$9,898,751. Proportionately, the greatest falling off in product values in 1914, as compared with 1913, is shown by "steel and iron forging," 27.6 per cent.; "machinery," 22.5 per cent.; "artisans' tools," 18.4 per cent., and "structural steel and iron," 16.3 per cent.

Table No. 4 shows the greatest, least and average number of persons employed, for each of the eighty-nine general industries, and also for all industries combined. The employes are classified as men 16 years of age and over; women 16 years of age and over, and young persons, of both sexes, who are less than 16 years. As the employment of children who are less than fourteen years of age is illegal in New Jersey, it is assumed that all the young persons in the third class are above that minimum limit.

The form of the table is such that the excess of greatest over least number of persons employed is shown in absolute numbers and also by percentages. These figures show with absolute accuracy the measure of unemployment or partial idleness experienced by the wage earners of each industry during the year. To illustrate what is meant by the term unemployment as used here, the case may be supposed of a certain number of the maximum working force of an industry having been laid off because of dullness in trade or for any other reason, the percentage of the total number employed represented by the number thus displaced would represent the proportion or percentage of unemployment for that industry.

The table shows the average number of persons employed in all industries in 1914 to have been 325,624; the greatest number 353,043, and the least number, 292,833. The difference between the greatest and least number employed is 60,210. Of the total average number, 233,208 are males 16 years of age and over; 87,669 females 16 years of age and over, and 4,757 children below the age of 16 years.

The table shows a large increase in the number of women employed, and an even larger proportionate decrease in the number of children, although taking all three classes of wage earners together the average number employed in all industries is several thousands less than in 1913. Two acts passed by the Legislature of 1914 relating to hours of labor of women and children in factory and workshop industries, and in commercial establishments are doubtless responsible for these changes, the greatest that have occurred in the history of the factory and workshop industries of New Jersey since 1883, when the moral influence of our first general factory legislation brought about a reduction of the proportion of children among factory wage earners from 9.6 per cent. to 3.0 of the total within a few years. The act of 1914, which went into operation July 4th, forbids the employment of children in a long list of industries because of their extra hazardous character, and also makes their employment for more than eight hours illegal. The result has been that the 6,670 children employed in factories and workshops in 1913 has shrunk to 4,757 in 1914. That the discharged children were practically all girls, and that they were replaced by women 16 years of age and over, seems probable from the fact that this class of labor shows an extraordinary increase in the average number employed during the year.

By far the greatest fluctuations in the numbers employed, that is to say, the difference between the greatest and least numbers on the pay rolls at various times, is due to the seasonal industries which close down during a certain part of the year. Industries of this character are glass making, and the brick and terra cotta work. The glass houses close up during the summer months and the brick and terra cotta suspend operations during the winter. There are many lines of industry also in which "rush" seasons occur which require a temporary increase in the working force, followed by a reduction to the ordinary number when the pressure is relaxed. At least one-half of the unemployment is due to fluctuations in the activity of these seasonal trades. The difference between the greatest and smallest number employed at any time during the year was 60,210, or 18.4 per cent. of the average number employed, which represents the sum total of intermittent employment due to all causes.

The conditions of employment with regard to stability in 1914 are compared with those of 1913 in the table below:

	1913.	1914.	Decrease.	
			Number.	Per cent.
Greatest number employed.....	360,321	353,043	7,278	2.0
Least number employed.....	297,133	292,833	4,300	1.4
Average number employed.....	333,018	325,634	7,384	2.2

As shown by the figures above, the greatest, least and average number of persons employed were 2.0 per cent., 1.4 per cent. and 2.2 per cent. lower, respectively, in 1914 than they were in 1913.

As already explained, wage earners are classified on this table as men, women and young persons of both sexes who are below the age of 16 years. The proportion of the total average number employed, included in each of these three classes of wage earners, are shown on the table below in absolute numbers and by percentages.

Classification of Employees.	Percentages.		Increase (+) Decrease (-)
	1913.	1914.	
Men 16 years old or over.....	72.8	71.6	- 1.2
Women 16 years old or over.....	25.2	26.9	+ 1.7
Children under 16 years old.....	2.0	1.4	- .6
Temporary idleness, or unemployment.....	17.5	18.5	+ 1.0

As shown by these figures, there is a remarkable condition of stability in the class divisions of the army of wage earners, employed in the industries of New Jersey, although the changes this year are from causes explained above, much greater than are ordinarily experienced from year to year. The very small differences shown by the comparison in the composition of the three classes of labor are at once an evidence of the care bestowed on the filling out of reports by the manufacturers, and the compilation of the data by the Bureau. The table shows the proportion of men 16 years of age and over to be 1.2 per cent. lower in 1914 than in 1913, and the proportion of children to be 0.6 per cent. lower. The proportion of women 16 years of

age and over shows an increase of 1.7 per cent., and the proportion of unemployment, an increase of 1.0 per cent.

The table that follows shows all the industries in which women and children are employed in the various processes of manufacture, and the number and equivalent percentages of the men, women and children employed in each of them.

Office Number.	INDUSTRIES.	Number of Establishments Considered.	Average Number of Persons Employed.				Percentage of		
			Men 16 Years and Over.	Women 16 Years and Over.	Children Under 16 Years.	Total.	Men 16 Years and Over.	Women 16 Years and Over.	Children Under 16 Years.
2	Artisans' tools .....	41	2,294	97	28	2,419	94.83	4.01	1.16
3	Art tile .....	12	671	289	26	986	68.05	29.31	2.64
5	Boxes (paper) .....	44	640	1,375	53	2,068	30.95	66.49	2.56
6	Boxes (wood) .....	13	808	112	15	935	86.42	11.98	1.60
8	Brick and terra cotta.....	74	6,878	7	23	6,908	99.57	.10	.33
9	Brushes .....	16	271	130	12	413	65.62	31.48	2.90
10	Buttons (ivory) .....	11	425	255	5	685	62.04	37.23	.73
11	Buttons (metal) .....	11	446	424	33	908	49.12	46.70	4.18
12	Buttons (pearl) .....	26	600	150	21	771	77.82	19.46	2.72
13	Carpets and rugs.....	5	622	357	7	986	63.08	36.21	.71
15	Chemical products .....	89	7,245	2,490	89	9,824	73.75	25.35	.90
16	Cigars and tobacco.....	43	2,460	12,320	832	15,612	15.76	78.91	5.33
17	Clothing .....	21	723	892	9	1,624	44.52	54.93	.55
18	Confectionery .....	15	398	569	14	981	40.57	58.00	1.43
19	Corks and cork specialties...	5	574	16	5	595	96.47	2.69	.84
21	Corsets and corset waists...	10	235	2,487	51	2,773	8.47	89.69	1.84
22	Cotton goods .....	41	2,506	4,513	251	7,270	34.47	62.08	3.45
23	Cotton goods (finishing and dyeing) .....	17	2,412	537	30	2,979	80.97	18.03	1.00
24	Cutlery .....	12	1,044	134	30	1,208	86.42	11.10	2.48
25	Drawn wire and wire cloth..	12	8,149	610	14	8,773	92.89	6.95	.16
26	Electrical appliances .....	83	6,239	1,234	12	7,485	83.35	16.49	.16
27	Embroideries .....	55	630	2,172	157	2,959	21.29	73.40	5.31
28	Fertilizers .....	12	1,527	11	.....	1,538	99.23	.72	.....
29	Food products .....	34	3,408	907	54	4,369	78.00	20.76	1.24
30	Foundry (brass) .....	20	1,161	20	6	1,187	97.81	1.68	.51
31	Foundry (iron) .....	58	8,122	144	18	8,284	98.04	1.74	.22
32	Furnaces, ranges and heaters	13	2,257	95	1	2,353	95.92	4.04	.04
33	Gas and electric light fixtures .....	15	360	14	3	377	95.49	3.71	.80
34	Glass (cut tableware).....	13	443	90	31	564	78.55	15.96	5.49
35	Glass mirrors .....	4	124	15	4	143	86.71	10.49	2.80
36	Glass (window and bottle)..	19	5,773	198	178	6,139	94.04	3.14	2.82
37	Graphite products .....	6	1,033	1,070	55	2,158	47.87	49.53	2.55
38	Hats (fur and felt).....	31	3,581	1,255	14	4,850	73.84	25.87	.29
39	Hats (straw) .....	3	252	309	3	564	44.68	54.79	.53
40	High explosives .....	10	2,619	143	3	2,765	94.72	5.17	.11
42	Jewelry .....	116	2,324	737	29	3,090	75.21	23.85	.94
43	Knit goods .....	33	1,444	2,103	122	3,669	39.36	57.32	3.32
44	Lamps .....	11	1,848	3,977	94	5,919	31.22	67.19	1.59
45	Leather .....	82	6,114	135	16	6,265	97.69	2.15	.26
46	Leather goods .....	23	694	342	17	1,053	65.91	32.48	1.61
48	Machinery .....	133	17,516	541	20	18,077	96.90	2.99	.11
49	Mattresses and bedding.....	8	578	47	3	628	92.04	7.48	.48
50	Metal goods .....	90	6,814	1,822	77	8,713	78.21	20.91	.88
51	Metal novelties .....	27	1,326	348	37	1,711	77.50	20.34	2.16
53	Motor vehicles and parts.....	20	2,167	93	2	2,262	95.80	4.11	.09
54	Musical instruments .....	24	1,882	467	15	2,364	79.61	19.75	.64
55	Offcloth and linoleum.....	10	2,152	22	26	2,200	97.82	1.00	1.18
56	Oils .....	23	6,567	24	11	6,602	99.47	.36	.17

Office Number.	INDUSTRIES—Continued.	Number of Establishments Considered.	Average Number of Persons Employed.				Percentage of		
			Men 16 Years and Over.	Women 16 Years and Over.	Children Under 16 Years.	Total.	Men 16 Years and Over.	Women 16 Years and Over.	Children Under 16 Years.
57	Paints .....	18	1,283	104	20	1,407	91.19	7.39	1.42
58	Paper .....	53	3,883	370	33	4,291	90.49	8.62	.89
59	Pottery .....	53	5,082	819	43	5,944	85.50	13.78	.72
60	Printing and bookbinding....	20	1,274	470	7	1,751	72.76	26.84	.40
63	Rubber goods (hard and soft)	58	8,183	1,292	129	9,604	85.20	13.45	1.35
65	Saddlery and harness hardware .....	9	656	160	11	827	79.32	19.35	1.33
67	Scientific instruments .....	26	8,427	1,126	23	9,576	88.00	11.76	.24
69	Shirts .....	29	671	2,972	169	3,812	17.60	77.97	4.43
70	Shirt waists (women's).....	4	2	469	9	480	.42	97.71	1.87
71	Shoes .....	29	2,287	1,377	53	3,716	61.54	37.06	1.40
72	Silk (broad and ribbon).....	191	10,713	11,668	442	22,823	46.94	51.12	1.94
73	Silk dyeing .....	26	5,376	918	33	6,327	84.90	14.50	.60
74	Silk throwing .....	32	605	928	75	1,608	37.62	57.72	4.66
75	Silk mill supplies.....	17	669	180	29	878	76.20	20.50	3.30
76	Silver goods .....	24	974	251	17	1,242	78.42	20.21	1.37
78	Soap and tallow.....	16	2,031	579	7	2,617	77.61	22.12	.27
79	Steel and iron (bar).....	8	1,227	74	2	1,303	94.17	5.68	.15
82	Textile products .....	12	953	512	30	1,495	63.75	34.25	2.00
83	Thread .....	8	1,890	3,635	446	5,971	31.65	60.88	7.47
84	Trunks and traveling bags...	12	433	36	1	470	92.13	7.66	.21
85	Trunk and bag hardware.....	8	994	314	32	1,340	74.18	23.43	2.39
86	Typewriters and supplies....	7	186	40	.....	226	82.30	17.70	.....
87	Underwear (women's and children's) .....	28	212	2,475	25	2,712	7.82	91.26	.92
89	Watches, cases and material	12	1,718	804	32	2,554	67.27	31.48	1.25
91	Wooden goods .....	41	1,888	47	15	1,950	96.82	2.41	.77
92	Woolen and worsted goods..	29	7,468	8,373	446	16,287	45.85	51.41	2.74
93	Unclassified .....	115	7,527	1,461	55	9,043	83.24	16.16	.60
	Seventy-five industries .....	2,329	204,968	87,548	4,749	297,265	68.95	29.45	1.60
	Other industries .....	295	23,240	121	8	23,869	99.54	.43	.03
	All Industries .....	2,624	233,208	87,669	4,757	325,634	71.62	26.92	1.46

The above table shows all the factory and workshop industries of the State employing women and children at anything other than clerical or office work. The number of establishments included in these seventy-five industries is 2,329, which leaves only 295 establishments included in the entire compilation that does not employ such labor, and in which, therefore, the work is all performed by men.

In these seventy-five industries, 68.95 per cent. of the working force is composed of men, 29.45 per cent. women and 1.60 per cent. children. In thirty-eight of these seventy-five industries, women furnish from 20 to 98 per cent of the total working force, but among none of them does the proportion of children exceed 7 per cent. of the total, while thirty-six show proportions of less than 1 per cent.

The number of women and children per 1,000 employed in these seventy-five industries is shown on the following table for 1914 in comparison with the same data for 1913:

Classification of Wage Earners in Seventy-five Industries Employing Women and Children.	Number per 1,000 Wage Earners.		Increase (+) Decrease (-)	
	1913.	1914.	Number.	Per cent.
Men 16 years old and over.....	728	690	- 38	- 5.2
Women 16 years old and over.....	252	294	+ 42	+ 17.1
Young persons under 16 years of age.....	20	16	- 4	- 20.0

The comparison presented by the above table shows that of every 1,000 wage earners employed in these seventy-five industries there were in 1914, 690 males, 294 females and 16 children. In 1913 the division showed 728 males, 252 females and 20 children. The number of males shows a decrease, for 1914, of 38, the number of females an increase of 42, and the number of children a decrease of 4, as compared with 1913.

For several years back the tendency has been toward an increase in the proportion of male labor, and a corresponding decrease in that of females, although the gain has seldom amounted to more than a small fraction of one per cent. until the present year. The reversal of the tendency, as shown by the above figures, should not be regarded as indicating any serious displacement of male by female labor, which is not the case. The increase in the proportion of female labor is due primarily to the factory legislation of 1914 regarding children, which, as explained before, reduced the number employed in factories and correspondingly increased the number of women 16 years of age and over. The balance was also influenced to some extent by the fact that the industries employing large numbers of women were less affected by the industrial depression experienced by practically all industries during the early part of 1914.

Those who may desire to investigate female and child labor in this State will find in this table a complete list of all factory and workshop occupations in which they are employed, together with details of numbers and percentages required for a full understanding of the subject.

Taking up again the consideration of wage earners employed without distinction of sex or age, the numbers reported by the

"twenty-five selected industries" are shown in the following table in comparison with similar data for 1913. "Other industries" and "all industries" are likewise compared, and increases or decreases are shown in absolute numbers and equivalent percentages.

INDUSTRIES.	Number of Establishments.	Average Number of Persons Employed by Industries.		Increase (+) or Decrease (-) in 1914, as Compared with 1913.	
		1913.	1914.	Number.	Percentage.
Artisans' tools .....	41	2,705	2,419	- 286	- 10.5
Bollers (steam) .....	15	1,880	1,644	- 236	- 12.6
Brewery products .....	25	2,557	2,534	- 23	- 0.9
Brick and terra cotta.....	74	8,155	6,908	- 1,247	- 15.3
Chemical products .....	89	9,864	9,824	- 40	- 0.4
Cigars and tobacco.....	43	13,945	15,612	+ 1,667	+ 12.0
Drawn wire and wire cloth.....	12	9,454	8,773	- 681	- 7.2
Electrical appliances .....	33	8,988	7,485	- 1,503	- 16.7
Furnaces, ranges and heaters...	13	2,559	2,353	- 206	- 8.0
Glass (window and bottle).....	19	6,052	6,139	+ 87	+ 1.4
Hats (fur and felt).....	31	5,998	4,850	- 248	- 4.9
Jewelry .....	116	3,610	3,090	- 520	- 14.4
Leather (tanned and finished)....	82	6,354	6,265	- 89	- 1.4
Lamps (electric and other).....	11	6,462	5,919	- 543	- 8.4
Machinery .....	133	22,028	18,077	- 3,951	- 17.9
Metal goods .....	90	9,596	8,713	- 883	- 9.2
Oils .....	23	7,090	6,602	- 488	- 6.9
Paper .....	53	4,144	4,291	+ 147	+ 3.5
Pottery .....	53	6,136	5,944	- 192	- 3.1
Rubber products (hard and soft).	58	9,656	9,604	- 52	- 0.5
Shipbuilding .....	19	6,630	6,014	- 616	- 9.3
Silk (broad and ribbon goods)...	191	16,733	22,823	+ 6,090	+ 36.4
Steel and iron (structural).....	33	3,996	3,530	- 466	- 11.7
Steel and iron (forging).....	13	2,497	2,226	- 271	- 10.8
Woolen and worsted goods.....	29	14,901	16,287	+ 1,386	+ 9.3
Twenty-five industries .....	1,309	191,090	187,926	- 3,164	- 1.7
Other industries .....	1,315	141,928	137,708	- 4,220	- 3.0
All industries .....	2,624	333,018	325,634	- 7,384	- 2.2

The totals on the above table show the average number of wage earners employed in the "twenty-five selected industries" to have been 187,926 in 1914, and 191,090 in 1913; the falling off in the number employed in 1914 is, therefore, 3,164, or 1.7 per cent. "Other industries" show a decrease in 1914 of 4,220, or almost exactly 3.0 per cent., and "all industries" show a falling off for the same year of 7,384 wage earners, or about 2.2 per cent. of the total number employed.

Only four of the "twenty-five industries" show increases in the average number of wage earners employed during the year 1914, and twenty-one show decreases. The largest increase, 36.4 per cent., is shown by the "silk goods industry," and the

smallest, 0.4 per cent., by the "chemical products" industry. The very remarkable increase in the manufacture of silk goods shows that the industry has recovered fully from the depression caused by the strike which tied the industry up during the greater part of 1913.

Table No. 5 shows for each industry the average number of wage earners, men, women and children employed, by months. The fluctuations of employment in each industry are shown by the table, the periods of greatest and least activity being indicated by those months during which the greatest and smallest number of persons, respectively, were employed.

The last division of this table is a summary showing the average number of wage earners employed in all industries by months, which will show at a glance the state of employment throughout the year, as indicated by the number employed for each of the twelve months. The period of greatest activity is shown by this summary to have been the month of April, when the number of wage earners on the pay rolls was 337,365, and the period of least activity was December, when 310,211 were employed. Considering the three classes of wage earners separately, the summary of Table No. 5 shows April to have been the month during which employment for men was most abundant, while March was the most prosperous month for women and children. December was the period of least employment for all three classes of wage earners.

Table No. 6 shows the total wages paid during the year 1914 by each of the eighty-nine general industries, and also the average per capita earnings of persons engaged in them as wage earners. Salaries of officers, superintendents, managers, clerks, salesmen, etc., are not included. The average earnings apply to all three classes of wage earners—men, women and children, and are arrived at by the simple process of dividing the total amount paid as wages in each industry by the number of persons employed, but officials or employes whose compensation is fixed by the year and not subject to deduction on account of lost time or any other cause, are excluded from the totals and averages.

As a matter of course, the highest average yearly earnings are shown by the industries employing few or no women or children, such as "brewery products," with a yearly average of \$962.94, the highest of all; "furnaces, ranges and heaters,"

with an average of \$842.39; "cornices and skylights," with an average of \$827.98, and "quarrying stone," with an average of \$825.22, are next in importance to breweries as wage-paying industries. There are nine other industries showing average yearly earnings in excess of \$700, but under \$800, all of them of the class known as men's occupations, a large proportion of the workmen being skilled mechanics.

Among the eighty-nine general industries shown on the table, there are twenty-six in which average yearly earnings are less than \$500; twenty-three in which the average is more than \$500, but under \$600; twenty-five in which the average is more than \$600, but under \$700, and fifteen in which the average earnings are more than \$700 a year.

A comparison is made on the following table of earnings for 1914 and 1913, in each of the "twenty-five selected industries," in "other industries" and "all industries." The increases and decreases are shown numerically and by percentages.

INDUSTRIES.	Number of Establishments.	Average Yearly Earnings per Employee.		Increase (+) or Decrease (-) in 1914, as Compared with 1913.	
		1913.	1914.	Amount.	Percentage.
Artisans' tools .....	41	\$649 76	\$626 20	- \$23 56	- 3.6
Boilers (steam) .....	15	710 04	700 80	- 9 24	- 1.3
Brewery products .....	35	957 94	962 94	+ 5 00	+ 0.5
Brick and terra cotta.....	74	575 04	539 85	- 35 19	- 6.1
Chemical products .....	89	570 18	588 22	+ 18 04	+ 2.3
Cigars and tobacco.....	43	350 48	328 48	- 22 00	- 6.2
Drawn wire and wire cloth.....	12	499 77	536 74	+ 36 97	+ 7.4
Electrical appliances .....	33	622 91	687 31	+ 64 40	+ 2.3
Furnaces, ranges and heaters.....	13	776 88	842 39	+ 65 51	+ 8.4
Glass (window and bottle).....	19	611 26	616 10	+ 4 84	+ 0.8
Hats (fur and felt).....	31	587 13	561 92	- 25 21	- 4.3
Jewelry .....	116	732 43	678 82	- 53 61	- 7.4
Leather (tanned and finished).....	82	664 43	597 21	- 67 22	- 10.1
Lamps (electric and other).....	11	440 49	449 44	+ 8 95	+ 2.0
Machinery .....	133	710 58	675 80	- 34 78	- 4.9
Metal goods .....	90	511 52	531 71	+ 20 19	+ 3.9
Oils .....	23	711 54	713 95	+ 2 41	+ 0.3
Paper .....	53	565 08	601 07	+ 35 99	+ 6.4
Pottery .....	53	729 84	679 68	- 50 16	- 6.9
Rubber products (hard and soft).....	58	569 87	572 74	+ 2 87	+ 0.5
Shipbuilding .....	19	753 08	783 90	+ 30 82	+ 4.1
Silk (broad and ribbon).....	191	570 30	555 34	- 14 96	- 2.6
Steel and iron (structural).....	33	628 50	603 14	- 25 36	- 4.0
Steel and iron (forging).....	13	735 34	712 00	- 23 34	- 3.1
Woolen and worsted goods.....	29	449 40	454 98	+ 5 58	+ 1.2
Twenty-five industries .....	1,309	\$591 19	\$576 56	- \$14 63	- 2.5
Other industries .....	1,315	547 31	545 94	- 1 37	- 0.3
All industries .....	2,624	\$572 49	\$563 61	- \$8 88	- 1.6

As shown by the above table, twelve of the "twenty-five selected industries" show decreases in earnings ranging from 1.3 per cent. in "steam boilers," to 10.1 per cent. in "leather—tanned and finished," and thirteen show increases ranging from 0.5 per cent. in "brewery products" to 8.4 per cent. in "furnaces, ranges and heaters." The percentages of change, whether increase or decrease, are all between the maximum and minimum figures given above.

The average yearly earnings for the "twenty-five selected industries" in 1914 is \$576.56; a decrease of \$14.63, or 2.5 per cent., as compared with average earnings of the same industries in 1913. In "other industries," the average is 545.94 in 1914, against \$547.31 in 1913, a decrease of \$1.37, or 0.3 per cent. For "all industries," including the entire 2,624 establishments considered, the average yearly earnings of 1914 was \$563.61, against \$572.49 for 1913, showing a decrease during 1914 of \$8.88, or 1.6 per cent. The aggregate amount paid in wages by all industries during the year 1914 was \$183,530,890. In 1913 the wages paid amounted to \$190,649,091. The decrease in 1914, is, therefore, \$7,118,201, or 3.7 per cent.

Table No. 7 shows the actual weekly earnings under separate headings of men, women and children for each of the eighty-nine general industries, and in a general summary at the end of the table the same data are given for all industries. The actual number of the three classes of wage earners who received one or another of the wage rates specified on the table, beginning with "under \$3 per week" and advancing through twelve higher grades to "\$25 per week and over." In the compilation of this classification of earnings, the wage material used for the purpose was the wage reports from individual establishments for the week during which the largest number of persons were employed.

The last division of the table consists, as before stated, of a summary which combines together in one classification the average weekly earnings of all the industries considered. The total number of wage earners included in this summary is 362,428. Of these, 260,919 are men, 96,216 are women and 5,293 are children under 16 years of age. The average weekly earnings of all industries are clearly shown by this table, and the plan of combining into separate groups all operatives whose

earnings are practically the same is the only one by which an approximately correct understanding of the subject can be obtained. A calculation based on the average earnings shown on this table for all industries, in carrying out which the middle figure between the highest and lowest in each group is taken as the basis, shows the average weekly earnings to have been \$13.61 for men, \$7.92 for women, and \$4.58 for children. The averages for 1913 were \$13.55 for men, \$7.92 for women, and \$4.76 for children. The weekly earnings of men increased 6 cents in 1914; the wages of women were the same for both years, and the wages of children show a decrease of 18 cents.

The table which follows gives the percentages of each of the three classes of wage earners employed in all industries, who are included in each of the specified wage groups.

Classification of Weekly Earnings.	Percentage of Wage Earners Receiving Specified Rates.			
	Men.	Women.	Children	Total.
Under \$3.00 .....	0.3	1.3	9.5	0.7
\$3.00 but under \$4.00.....	0.4	3.7	23.5	1.6
4.00 but under 5.00.....	1.1	8.3	31.9	3.5
5.00 but under 6.00.....	2.1	14.5	28.3	5.7
6.00 but under 7.00.....	3.1	18.3	8.5	7.2
7.00 but under 8.00.....	3.9	15.2	2.3	6.9
8.00 but under 9.00.....	5.7	12.2	1.0	7.3
9.00 but under 10.00.....	10.1	8.1	...	9.5
10.00 but under 12.00.....	18.9	9.2	...	16.0
12.00 but under 15.00.....	21.7	6.1	...	17.3
15.00 but under 20.00.....	20.9	2.8	...	15.8
20.00 but under 25.00.....	7.5	0.3	...	5.4
25.00 and over.....	4.3	...	...	3.1
Total.....	100.0	100.0	100.0	100.0

The above table shows that 16.5 per cent. of the men, 73.5 per cent. of the women, and all the children employed in the factory and workshop industries of New Jersey are in the seven wage classification groups receiving less than \$9 per week; 50.7 per cent. of the men and 23.4 per cent. of the women are in the three wage groups earning from \$9 to \$12, but under \$15 per week; 28.4 per cent. of the men and 3.1 per cent. of the women are in the two groups whose earnings are \$15, but under \$25 per week and over. The highest paid women are in the group receiving \$20, but under \$25 per week, but as shown by the table, only 0.3 per cent. are found in that grade.

Table No. 8 shows the average number of days in operation for each of the eighty-nine general industries, and the aggregate

average for "all industries;" the average working hours per day and per week, and also the aggregate number of hours overtime reported by each industry.

The aggregate average number of days in operation by all industries is shown to be 280.17. In 1913 the average was 283.98, which shows a falling off of 3.81 days in 1914, as compared with the next preceding year. Deducting Sundays and all generally observed holidays, there are 306 working days remaining; the average number of days in operation was, therefore, 25.83 days short of full operating time.

Only three of the general industries, included in which are 128 establishments, report having been in operation more than 300 days. These are: "Carriages and wagons," 303 days; "chemical products," 301 days, and "smelting and refining precious metals," 326 days. Certain departments of the last named industry must be operated continuously seven days a week and in some instances with two and even three shifts of workmen. This accounts for its high record of days in operation. The seasonal industries, such as "quarrying stone," "brick and terra cotta" and the manufacture of "glass," naturally show the lowest records of working time, which were for each of these industries in the order named, 226, 204 and 255 days.

The average working time per day for all industries as shown by the table is 9.58 hours, and the average per week is 54.42 hours. The working time reported for 1913 was 9.70 hours per day, and 55 hours per week, which by comparison with the figures of 1914 given above shows a small fractional decline in both respects during that year. Eight of the general industries, including 159 establishments, in which 33,254 wage earners—practically all men, were employed, worked ten hours or over per day—the highest being 10.71. These were: "Fertilizers," 10.00 hours; "graphite products," 10.16 hours; "mining iron ore," 10.71 hours; "paper," 10.75 hours; "silk throwing," 10.00; "smelting and refining precious metals," 10.00; "steel and iron-bar," 10.25, and woolen and worsted goods, 10.00 hours.

Seven industries, embracing 192 establishments, work between 8 and 9 hours per day, and all the remainder report working hours of 9, but under 10, per day.

Two hundred and sixty-nine establishments included in 67 of the general industries found it necessary to work overtime to a greater or less extent during the year, and the aggregate number of extra hours thus put in was 1,006,908. Reduced to working days of average duration for 1914 (9.58) the overtime amounted to a small fraction more than 105,105 days, which is practically equal to the labor of 372 persons employed 280.17 days, the average working time per year for all industries, a number equal to only one-tenth of one per cent. of the aggregate average number of wage earners employed in all industries during the year, a proportion so small that manifestly the abolition of "overtime" would not appreciably increase the opportunities for employment during regular working hours.

Table No. 9 shows the average "proportion of business done" by each of the eighty-nine general industries, and by all industries combined. The purpose of the table is to show how nearly the operations of each industry during the year approached its full productive capacity. Regarding 100 per cent. as representing full capacity, the extent to which the year's work of each industry falls below that standard should show the proportion of its productive power not called into use by the business demands of the year. The aggregate average "proportion of business done" during the year by "all industries" is shown by the table to have been 67.06 per cent., or 32.94 per cent. less than full capacity. In 1913, the average was 71.24 per cent., which was 4.18 per cent. greater than in 1914. Operated up to 67.06 per cent. of full capacity in 1914, the factories and workshops of New Jersey, as shown by Table No. 3, produced goods valued at \$1,090,922,707. If operated to their full capacity during the year 1914, the manufacturing establishments considered in this compilation would have produced goods having a selling value of \$1,450,927,200.

A number of individual establishments in each of the general industry groups report having been operated up to full capacity, but others fell far enough below 100 per cent. to bring the averages down to the percentages shown by the table. Comparisons of the "proportion of business done" in 1914, with 1913, are shown on the following table for the "twenty-five selected industries," for "other industries" and for "all industries." The

increases and decreases in 1914 are shown on the table by percentages.

INDUSTRIES.	Number of Establishments.	Average Proportion of Business Done Per cent.		Increase (+) or Decrease (-) in 1914 as Compared with 1913.
		1913.	1914.	
Artisans' tools .....	41	80.24	71.95	- 3.29
Boilers (steam) .....	15	67.94	71.67	+ 3.73
Brewery products .....	35	69.83	68.33	- 1.50
Brick and terra cotta.....	74	73.50	57.63	- 15.87
Chemical products .....	89	72.58	72.08	- .50
Cigars and tobacco.....	43	75.25	76.05	+ .80
Drawn wire and wire cloth.....	12	80.00	78.75	- 1.25
Electrical appliances .....	33	68.52	55.39	- 13.14
Furnaces, ranges and heaters....	13	74.23	65.77	- 8.46
Glass (window and bottle).....	19	74.44	60.53	- 13.91
Hats (fur and felt).....	31	67.43	62.42	- 5.01
Jewelry .....	116	61.51	54.48	- 7.03
Leather (tanned and finished)....	82	72.62	68.44	- 4.18
Lamps (electric and other).....	11	67.08	71.36	+ 4.28
Machinery .....	133	69.38	58.71	- 10.67
Metal goods .....	90	72.27	67.86	- 4.41
Oils .....	23	80.00	67.96	- 12.04
Paper .....	53	83.62	79.78	- 3.84
Pottery .....	53	78.04	65.43	- 12.61
Rubber products (hard and soft).	58	76.34	69.40	- 6.94
Shipbuilding .....	19	66.94	65.53	- 1.41
Silk (broad and ribbon).....	191	61.75	73.40	+ 11.65
Steel and iron (structural).....	33	65.27	57.88	- 7.39
Steel and iron (forging).....	13	73.75	64.58	- 9.17
Woolen and worsted goods.....	29	83.75	77.93	- 5.82
Twenty-five industries .....	1,309	70.30	66.48	- 3.82
Other industries .....	1,315	72.16	67.64	- 4.52
All industries .....	2,624	71.24	67.06	- 4.18

The table shows an increase in the proportion of business done for the year 1914, as compared with 1913, by only four of the twenty-five selected industries, and these, with one exception—"silk goods," 11.65 per cent., were by very small percentages; all the others show decreases; the largest, 18.04 per cent., is reported by the oil refining industry, and the smallest, 0.50 per cent., by the "chemical products" industry. The average falling off in the "proportion of business done" by the "twenty-five selected industries" is, as shown by the table, 3.82 per cent.; by "other industries," 4.52 per cent., and by all industries, 4.18 per cent.

The industries showing the largest reduction in proportion of business done are: "Oils," 18.04 per cent.; "brick and terra cotta," 15.87 per cent.; "glass—window and bottle," 13.91 per cent.; "electrical appliances," 13.14 per cent., and "machinery,"

10.67 per cent. The shrinkage shown by the other industries are all below ten per cent.

Table No. 10, which concludes the tabular presentation of manufacturing industry in New Jersey for the year 1914, shows both the quantity and character of power used in the factory industries of New Jersey, as these details were reported by the individual establishments.

The following table shows a comparison of the power used in 1914, with that reported in 1913.

CHARACTER OF POWER.	Number of Motors.		Horse Power.		Increase (+) or Decrease (-) in 1914.	
	1913.	1914.	1913.	1914.	Motors.	Horse Power.
Steam engines .....	4,639	4,464	508,819	557,681	- 175	+ 48,862
Gas and gasoline engines.....	379	390	18,558	17,650	+ 15	- 908
Water wheels (turbine).....	133	127	8,393	8,235	- 6	- 158
Water motors .....	12	6	141	38	- 6	- 103
Electric motors .....	19,902	25,139	226,369	277,609	+ 5,237	+ 51,240
Compressed air motors.....	79	92	6,098	3,854	+ 13	- 2,244
Totals.....	25,144	30,218	768,378	865,067	+ 5,074	+ 96,689

The above table shows the number of steam engines, water wheels and other power generating motors in use by the manufacturing industries of New Jersey, during the year 1914, in comparison with similar data for 1913. The total number of motors of all kinds in use in 1914 was 30,218; in 1913 the number reported was 25,144. The total horse power in 1914 was 865,067, against 768,378 in 1913; the increase in the number of motors in 1914, as compared with 1913, is 5,074, and in horse power the increase is 96,689. The number of steam engines shows a decrease of 175 in 1914, as compared with 1913, but the horse power shows an increase of 48,682, which can be accounted for only on the theory that many of the smaller engines in use in 1913 were replaced by a smaller number of much more powerful machines in 1914. The next most important of primary motors are the gas and gasoline engines, of which there were 390 in 1914, producing 17,650 horse power. There were 15 more of these engines in use in 1914 than were reported in 1913, although the horse power shows a falling off of 908. Turbine and over-shot water wheels, and other water motors, have shown a small but steadily maintained decline in number and power for several

years, back. As shown by the table, the number of motors of these kinds was 12 less in 1914 than in 1913, and the horse power shows a falling off of 261. That the use of electric motors has largely increased is shown by the fact that the number and horse power is 5,237 and 51,240 greater, respectively, in 1914 than in 1913.

The table which follows presents a summary of the Statistics of Manufactures of New Jersey for 1914, as elaborated in the ten general tables, in comparison with similar data for 1913. The increases and decreases are shown in absolute numbers and by percentages.

PARTICULARS.	1913.	1914.	Increase (+) or Decrease (-).		
			Number.	Per cent.	
Number of establishments operated under the factory system.....	2,638	2,624	-	14	- 0.5
Number of these owned by individuals and by partnerships....	759	730	-	29	- 3.8
Number of individual owners and partners .....	1,303	1,229	-	74	- 5.7
Number owned by corporations....	1,879	1,894	+	15	+ 0.8
Number of stockholders in these corporations .....	140,848	152,081	+	11,233	+ 7.9
Total number of stockholders and partners .....	142,151	158,310	+	11,159	+ 7.8
Total amount of capital invested..	\$969,796,504	\$1,025,169,694	+	\$55,373,190	+ 5.7
Amount invested in land and buildings .....	\$224,359,128	\$241,784,814	+	\$17,425,686	+ 7.7
Amount invested in machinery, tools and implements.....	\$210,581,939	\$221,047,135	+	\$10,465,196	+ 2.9
Amount invested in other forms; cash on hand, etc.....	\$534,855,437	\$562,337,745	+	\$27,482,308	+ 5.1
Cost value of all stock and material used .....	\$689,062,576	\$649,657,076	-	\$39,405,500	- 5.7
Selling value of all goods made or work done .....	\$1,128,824,389	\$1,090,922,707	-	\$37,901,682	- 3.4
Average number of persons employed .....	333,018	325,634	-	7,384	- 2.2
Number of these who are males 16 years old and over.....	242,339	233,208	-	9,131	- 3.8
Number of these who are females 16 years old and over.....	84,109	87,669	+	3,560	+ 4.2
Number of these who are children below the age of 16 years.....	6,570	4,757	-	1,813	- 27.6
Total amount paid in wages.....	\$190,649,091	\$183,530,980	-	\$7,118,111	- 3.7
Average yearly earnings.....	\$572.49	\$568.61	-	\$3.88	- 1.6
Average number of days in operation .....	283.98	280.17	-	3.81	- 1.3
Average number of hours worked per day .....	9.70	9.53	-	.12	- 1.2
Average number of hours worked per week .....	55.04	54.42	-	.62	- 1.1
Average proportion of business done .....	71.24	67.06	-	4.18	- 5.9
Total horse power of all kinds used .....	768,378	865,067	+	96,689	+ 12.6

TABLE No. 1.—Private Firms and Corporations, Partners and Stockholders.—By Industries, 1914.

Office Number.	INDUSTRIES.	No. of Establishments Considered.	No. of Private Firms.	Proprietors and Firm Members.					No. of Corporations.	Stockholders.				Aggregate Partners and Stockholders.
				Males.	Females.	Special.	Estates.	Total.		Males.	Females.	Banks and Trustees.	Total.	
1	Agricultural machinery and implements..	7	3	4	....	....	....	4	4	158	41	11	210	214
2	Artisans' tools .....	41	19	25	2	....	1	28	22	170	59	10	239	267
3	Art tile .....	12	1	1	....	....	....	1	11	58	28	4	90	91
4	Boilers, tanks, etc.....	15	6	10	....	....	....	10	9	761	621	59	1,441	1,451
5	Boxes (paper) .....	44	21	29	1	....	....	30	23	88	18	2	108	138
6	Boxes (wood) .....	13	6	6	....	....	....	6	7	66	19	6	91	97
7	Brewing (lager beer, ale and porter)....	35	1	1	....	....	....	1	34	819	149	14	982	983
8	Brick and terra cotta.....	74	20	25	....	....	2	27	54	1,960	833	119	2,912	2,939
9	Brushes .....	16	8	8	1	....	....	9	8	21	2	3	26	35
10	Buttons (ivory) .....	11	1	1	....	....	....	1	10	34	6	4	44	45
11	Buttons (metal) .....	11	3	5	1	....	....	6	8	35	6	....	41	47
12	Buttons (pearl) .....	26	17	24	1	....	....	25	9	29	5	....	34	59
13	Carpets and rugs.....	5	2	6	....	....	....	6	3	14	12	1	27	33
14	Carriages and wagons.....	27	20	28	....	....	....	28	7	39	5	....	44	72
15	Chemical products .....	89	6	8	5	....	1	14	83	4,793	3,246	780	8,819	8,833
16	Cigars and tobacco.....	43	15	21	....	....	....	21	28	4,069	2,641	636	7,346	7,367
17	Clothing .....	21	15	19	2	....	1	22	6	14	1	....	15	37
18	Confectionery .....	15	4	10	....	....	....	10	11	76	15	3	94	104
19	Corks and cork specialties.....	5	....	....	....	....	....	....	5	181	118	7	306	306
20	Cornices and skylights.....	25	11	18	2	....	....	20	14	49	13	....	62	82
21	Corsets and corset waists.....	10	1	1	....	....	....	1	9	57	16	5	78	79
22	Cotton goods .....	41	11	18	1	2	1	22	30	246	101	27	374	396
23	Cotton goods (finishing and dyeing).....	17	1	3	....	....	....	3	16	138	55	21	214	217
24	Cutlery .....	12	2	3	....	....	....	3	10	48	6	3	57	60
25	Drawn wire and wire cloth.....	12	....	....	....	....	....	....	12	267	188	34	489	489
26	Electrical appliances .....	33	4	7	....	1	....	8	29	3,484	387	42	3,913	3,921
27	Embroideries .....	55	32	41	2	....	....	43	23	83	17	....	100	143
28	Fertilizers .....	12	2	4	....	....	....	4	10	3,354	3,925	454	7,733	7,737
29	Food products .....	34	4	8	....	....	....	8	30	1,123	422	52	1,597	1,605
30	Foundry (brass) .....	20	11	14	2	....	1	17	9	96	31	1	128	145
31	Foundry (iron) .....	58	14	25	1	....	....	26	44	3,574	718	164	4,456	4,482
32	Furnaces, ranges and heaters.....	13	2	5	....	....	....	5	11	683	582	55	1,320	1,325
33	Gas and electric light fixtures.....	15	2	2	....	....	....	2	13	151	31	2	184	186

TABLE No. 1.—Private Firms and Corporations, Partners and Stockholders.—By Industries, 1914.—(Continued).

32

Office Number.	INDUSTRIES.	No. of Establishments Considered.	No. of Private Firms.	Proprietors and Firm Members.					No. of Corporations.	Stockholders.				Aggragate. Partners and Stockholders.
				Males.	Females.	Special.	Estates.	Total.		Males.	Females.	Banks and Trustees.	Total.	
34	Glass (cut tableware).....	13	6	7	.....	.....	.....	7	7	86	56	..... 2	144	151
35	Glass mirrors .....	4	1	1	1	.....	.....	2	3	22	2	.....	24	26
36	Glass (window and bottle).....	19	3	7	1	.....	.....	8	16	136	18	6	160	168
37	Graphite products .....	6	2	2	.....	.....	.....	2	4	114	69	29	212	214
38	Hats (fur and felt).....	31	8	17	.....	.....	.....	17	23	136	40	7	183	200
39	Hats (straw) .....	3	1	2	.....	.....	.....	2	2	36	2	.....	38	40
40	High explosives .....	10	.....	.....	.....	.....	.....	.....	10	3,359	25	2	3,386	3,386
41	Inks and mucilage.....	8	2	4	.....	.....	.....	4	6	33	10	1	44	48
42	Jewelry .....	116	47	94	2	.....	1	97	69	249	57	3	309	406
43	Knit goods .....	33	10	13	1	.....	1	15	23	192	95	33	320	355
44	Lamps .....	11	1	2	.....	.....	.....	2	10	6,192	6,607	1,521	14,320	14,322
45	Leather .....	82	31	44	1	.....	2	47	51	280	62	95	437	484
46	Leather goods .....	23	13	25	.....	.....	.....	25	10	35	14	2	51	76
47	Lime and cement.....	9	.....	.....	.....	.....	.....	.....	9	374	187	53	614	614
48	Machinery .....	133	30	42	6	.....	1	49	103	3,088	1,070	205	4,363	4,412
49	Mattresses and bedding.....	8	2	3	.....	.....	.....	3	6	66	32	1	99	102
50	Metal goods .....	90	18	38	.....	1	.....	39	72	1,258	774	207	2,239	2,278
51	Metal novelties .....	27	7	8	.....	.....	1	9	20	91	19	5	115	124
52	Mining and smelting iron ore.....	7	.....	.....	.....	.....	.....	.....	7	431	316	122	869	869
53	Motor vehicles and parts.....	20	1	1	.....	.....	.....	1	19	144	15	4	163	164
54	Musical instruments .....	24	2	3	.....	.....	.....	3	22	205	58	10	273	276
55	Oilcloth and linoleum.....	10	3	5	.....	.....	.....	5	7	391	276	44	711	716
56	Oils .....	23	.....	.....	.....	.....	.....	.....	23	6,367	5,596	1,570	13,533	13,533
57	Paints .....	18	3	5	.....	.....	.....	5	15	254	149	47	450	455
58	Paper .....	53	9	12	9	.....	1	22	44	1,069	144	26	1,239	1,261
59	Pottery .....	53	7	11	1	.....	.....	12	46	396	201	54	651	663
60	Printing and bookbinding.....	20	5	6	.....	.....	.....	6	15	555	372	19	946	952
61	Quarrying stone .....	21	2	2	.....	.....	.....	2	19	54	13	2	69	71
62	Roofing (metal and tar).....	8	1	2	.....	.....	.....	2	7	53	6	1	60	62
63	Rubber goods (hard and soft).....	58	3	5	.....	.....	.....	5	55	9,628	6,050	380	16,058	16,063
64	Saddles and harness.....	3	2	2	.....	.....	.....	2	1	2	1	.....	3	5
65	Saddlery and harness hardware.....	9	1	2	.....	.....	.....	2	8	39	14	.....	53	55
66	Sash, blinds and doors.....	29	9	16	.....	.....	.....	16	20	116	25	1	142	158

STATISTICS OF LABOR AND INDUSTRIES.

67	Scientific instruments .....	26	2	3	....	....	1	4	24	389	56	11	456	460
68	Shipbuilding .....	19	2	5	....	....	....	5	17	128	36	14	178	183
69	Shirts .....	29	19	40	1	1	....	42	10	283	66	....	349	391
70	Shirt waists (women's).....	4	4	7	....	....	7	7	....	....	....	....	....	7
71	Shoes .....	29	10	19	....	....	....	19	19	75	21	19	115	134
72	Silk (broad and ribbon).....	191	66	108	2	....	1	111	125	596	111	33	740	851
73	Silk dyeing .....	26	5	5	....	....	1	6	21	225	68	2	295	301
74	Silk throwing .....	32	15	23	1	....	2	26	17	50	15	....	65	91
75	Silk mill supplies.....	17	11	16	....	....	....	16	6	17	7	....	24	40
76	Silver goods .....	24	6	11	....	....	....	11	18	96	54	18	168	179
77	Smelting and refining (gold, silver, copper, etc.) .....	12	1	1	....	....	....	1	11	5,692	2,696	431	8,819	8,820
78	Soap and tallow.....	16	2	5	....	....	....	5	14	3,270	33	5	3,308	3,313
79	Steel and iron (bar).....	8	....	....	....	....	....	....	8	53	5	1	59	59
80	Steel and iron (forging).....	13	2	1	....	....	1	2	11	480	234	48	762	764
81	Steel and iron (structural).....	33	7	10	....	....	....	10	26	149	20	3	172	182
82	Textile products .....	12	....	....	....	....	....	12	12	96	42	2	140	140
83	Thread .....	8	1	1	....	....	....	1	7	*967	*909	*1	*1,877	1,878
84	Trunks and traveling bags.....	12	3	6	....	....	1	7	9	36	8	1	45	52
85	Trunk and bag hardware.....	8	5	6	2	....	....	8	3	19	1	....	20	28
86	Typewriters and supplies.....	7	....	....	....	....	....	7	7	44	3	....	47	47
87	Underwear (women's and children's).....	28	13	22	1	....	....	23	15	49	9	....	58	81
88	Varnishes .....	20	3	3	....	....	....	3	17	136	61	12	209	212
89	Watches, cases and material.....	12	5	7	....	....	....	7	7	186	135	48	369	376
90	Window shades .....	4	2	3	....	....	....	3	2	7	3	....	10	13
91	Wooden goods .....	41	21	28	2	....	....	30	20	101	26	2	129	159
92	Woolen and worsted goods.....	29	6	21	2	1	....	24	23	431	279	63	773	797
93	Unclassified .....	115	24	33	3	....	....	36	91	13,248	12,052	1,742	27,042	27,078
	All industries.....	2,624	730	1,145	57	6	21	1,229	1,894	89,012	53,642	9,427	152,081	153,310

\* Two establishments not reporting these items.

TABLE No. 2.—Capital Invested.—By Industries, 1914.

Office Number.	INDUSTRIES.	Number of Establishments Considered.	Capital Invested in			Total Amount of Capital Invested.
			Land and Buildings.	Machinery and Tools.	Bills Receivable, Stock in Process of Manufacture, Cash on Hand.	
1	Agricultural machinery and implements .....	7	\$717,829	\$416,887	\$2,137,644	\$3,272,360
2	Artisans' tools .....	41	1,048,760	1,224,626	1,582,084	3,855,470
3	Art tile .....	12	505,573	391,863	445,591	1,343,027
4	Boilers, tanks, etc.....	15	3,170,392	1,849,390	7,668,839	12,688,621
5	Boxes (paper) .....	44	420,113	494,957	523,034	1,438,104
6	Boxes (wood) .....	18	723,288	476,540	694,373	1,894,201
7	Brewing (lager beer, ale and porter) .....	35	12,472,898	6,690,192	23,116,434	42,279,524
8	Brick and terra cotta....	74	14,417,142	2,885,428	6,915,315	24,217,885
9	Brushes .....	16	87,650	93,276	204,423	385,349
10	Buttons (ivory) .....	11	147,677	267,582	393,776	809,085
11	Buttons (metal) .....	11	299,732	483,396	834,924	1,618,052
12	Buttons (pearl) .....	26	148,306	166,652	454,189	769,147
13	Carpets and rugs.....	5	398,000	540,755	1,603,174	2,541,929
14	Carriages and wagons....	27	401,596	169,450	884,573	945,619
15	Chemical products .....	89	12,504,164	14,117,148	25,909,346	52,530,658
16	Cigars and tobacco.....	43	4,350,194	2,328,786	31,212,635	37,891,615
17	Clothing .....	21	167,653	105,342	641,653	914,648
18	Confectionery .....	15	692,714	542,052	868,463	2,108,229
19	Corks and cork specialties	5	549,867	411,002	584,564	1,545,433
20	Cornices and skylights...	25	267,600	167,922	473,201	913,723
21	Corsets and corset walsts	10	454,382	290,790	1,649,601	2,394,773
22	Cotton goods .....	41	2,505,191	2,990,443	5,581,515	11,077,149
23	Cotton goods (finishing and dyeing) .....	17	2,906,014	2,519,999	2,606,352	8,032,365
24	Cutlery .....	12	268,225	328,063	946,744	1,543,032
25	Drawn wire and wire cloth .....	12	1,227,662	1,537,871	17,875,465	20,640,998
26	Electrical appliances .....	33	5,318,196	6,434,625	20,498,862	32,251,683
27	Embroideries .....	55	826,449	1,243,888	1,276,644	3,346,981
28	Fertilizers .....	12	980,314	1,224,707	5,600,221	7,805,242
29	Food products .....	34	5,211,856	2,715,255	7,375,200	15,902,311
30	Foundry (brass) .....	20	1,669,529	811,163	1,527,860	4,008,552
31	Foundry (iron) .....	58	6,232,503	4,873,669	12,156,866	23,268,033
32	Furnaces, ranges and heaters .....	13	1,536,866	1,032,074	5,434,935	8,003,875
33	Gas and electric light fixtures .....	15	203,773	231,787	753,442	1,189,002
34	Glass (cut tableware)....	13	53,769	72,046	510,233	636,048
35	Glass mirrors .....	4	80,358	51,473	287,310	419,646
36	Glass (window and bottle)	19	1,907,606	1,549,660	3,492,959	6,950,225
37	Graphite products .....	6	1,622,239	1,375,992	2,916,319	5,914,550
38	Hats (fur and felt) .....	31	1,114,493	843,470	2,557,323	4,515,286
39	Hats (straw) .....	3	209,500	212,171	612,704	1,034,375
40	High explosives .....	10	e10,161,945	.....	4,486,052	14,647,997
41	Inks and mucklage.....	8	376,145	214,850	515,561	1,106,556
42	Jewelry .....	116	616,101	1,066,126	8,868,994	a10,551,221
43	Knit goods .....	33	937,092	1,857,473	1,893,953	4,688,533
44	Lamps .....	11	2,401,261	1,922,634	8,265,289	12,589,184
45	Leather .....	82	5,292,456	3,068,564	15,491,994	23,853,014
46	Leather goods .....	23	376,636	173,320	700,408	1,250,964
47	Lime and cement.....	9	5,101,165	4,422,729	2,039,606	11,563,570
48	Machinery .....	133	13,297,063	13,889,576	28,609,707	55,796,346
49	Mattresses and bedding...	8	422,972	273,253	872,398	1,568,533
50	Metal goods .....	90	4,454,873	4,938,374	8,393,481	17,786,728
51	Metal novelties .....	27	574,824	791,888	1,022,899	2,389,611

TABLE No. 2.—Capital Invested.—By Industries, 1914.—(Continued).

Office Number.	INDUSTRIES—Con.	Number of Establishments Considered.	Capital Invested in			Total Amount of Capital Invested.
			Land and Buildings.	Machinery and Tools.	Bills Receivable, Stock in Process of Manufacture, Cash on Hand.	
52	Mining and smelting iron ore .....	7	\$1,641,577	\$833,162	\$3,048,866	\$5,523,605
53	Motor vehicles and parts.	20	1,451,702	1,681,843	6,401,388	9,534,933
54	Musical instruments .....	24	1,303,111	1,049,133	2,393,893	4,746,137
55	Oilcloth and linoleum.....	10	3,416,040	2,419,546	4,738,451	10,574,037
56	Oils .....	23	8,672,628	26,072,206	50,895,278	85,640,112
57	Paints .....	18	2,591,107	2,252,591	3,957,905	8,801,603
58	Paper .....	53	3,970,905	5,012,658	6,115,459	15,099,022
59	Pottery .....	53	3,587,883	2,064,671	6,574,478	f12,227,027
60	Printing and bookbinding.	20	1,261,265	2,080,336	3,613,568	6,955,169
61	Quarrying stone .....	21	791,643	508,616	1,246,694	2,546,953
62	Roofing (metal and tar)..	8	747,143	1,087,661	619,938	2,454,802
63	Rubber goods (hard and soft) .....	58	6,525,480	6,777,297	16,973,512	30,276,289
64	Saddles and harness.....	3	9,000	6,800	18,000	33,800
65	Saddlery and harness hardware .....	9	355,000	444,848	1,476,250	2,276,098
66	Sash, blinds and doors....	29	463,085	440,535	2,083,812	2,987,433
67	Scientific instruments ....	26	6,636,160	4,082,194	22,505,858	33,174,212
68	Shipbuilding .....	19	5,392,929	3,695,512	25,197,701	34,286,142
69	Shirts .....	29	433,511	320,578	3,253,233	4,007,322
70	Shirt waists (women's)...	4	.....	9,000	9,700	18,700
71	Shoes .....	29	453,385	768,374	2,297,069	3,518,828
72	Silk (broad and ribbon)..	191	6,054,271	12,056,422	25,453,406	43,569,099
73	Silk dyeing .....	26	4,653,571	5,874,988	11,731,232	22,259,791
74	Silk throwing .....	32	299,778	836,122	131,586	1,267,486
75	Silk mill supplies.....	17	234,516	247,513	354,321	836,350
76	Silver goods .....	24	227,926	553,880	1,550,918	2,332,724
77	Smelting and refining (gold, silver, copper, etc.) .....	12	7,115,351	5,825,879	11,113,938	24,065,168
78	Soap and tallow.....	16	4,116,976	2,087,121	8,818,283	15,022,335
79	Steel and iron (bar).....	8	1,334,117	1,568,576	1,415,654	4,318,347
80	Steel and iron (forging)..	13	6,273,698	5,635,330	3,720,803	15,629,831
81	Steel and iron (structural)	33	2,220,575	4,608,353	2,351,233	9,680,166
82	Textile products .....	12	961,686	840,990	2,874,043	4,676,724
83	Thread .....	8	687,462	1,541,373	3,284,534	a5,513,369
84	Trunks and traveling bags	12	60,093	52,197	491,135	603,425
85	Trunk and bag hardware.	8	295,347	508,073	611,229	1,414,649
86	Typewriters and supplies.	7	165,121	248,874	759,477	1,173,472
87	Underwear (women's and children's) .....	28	225,428	243,766	1,145,453	1,614,647
88	Varnishes .....	20	1,532,378	505,087	2,231,673	4,269,133
89	Watches, cases and material .....	12	1,109,562	1,776,737	1,787,871	4,674,220
90	Window shades .....	4	55,800	24,064	72,936	152,850
91	Wooden goods .....	41	1,011,086	564,906	1,274,969	2,850,961
92	Woolen and worsted goods	29	8,797,475	10,889,439	21,086,129	40,773,043
93	Unclassified .....	115	12,316,437	6,212,975	14,076,261	b d33,106,673
	All industries.....	2,024	\$241,784,814	\$221,047,135	\$562,337,745	\$1,025,169,694

- a—Two establishments. Capital not reported.  
b—One establishment. Capital not reported.  
c—Three establishments. Capital not sub-divided.  
d—One establishment. Capital not sub-divided.  
e—Including machinery, tools and equipments.  
f—Six establishments. Capital not sub-divided.  
g—Two establishments. Capital not sub-divided.

TABLE No. 3.—Stock or Material Used, Goods Made or Work Done.—  
By Industries, 1914.

Office Number.	INDUSTRIES.	Number of Establishments Considered.	Cost Value of Stock Used.	Selling Value at Manufactory of Goods Made.
1	Agricultural machinery and implements.....	7	\$575,429	\$1,641,635
2	Artisans' tools .....	41	929,264	3,359,023
3	Art tile .....	12	364,717	1,082,008
4	Boilers, tanks, etc.....	15	2,616,822	5,686,938
5	Boxes (paper) .....	44	991,869	2,291,368
6	Boxes (wood) .....	13	1,134,483	1,870,237
7	Brewing (lager beer, ale and porter).....	35	5,201,297	21,312,872
8	Brick and terra cotta.....	74	2,833,384	7,976,732
9	Brushes .....	16	331,046	786,380
10	Buttons (ivory) .....	11	471,477	960,364
11	Buttons (metal) .....	11	575,337	1,709,112
12	Buttons (pearl) .....	26	496,531	1,051,612
13	Carpets and rugs.....	5	1,408,332	2,278,346
14	Carriages and wagons.....	27	539,561	1,159,942
15	Chemical products .....	89	26,171,368	49,500,460
16	Cigars and tobacco.....	43	17,226,597	38,227,003
17	Clothing .....	21	1,913,466	2,865,103
18	Confectionery .....	15	2,012,445	3,308,416
19	Corks and cork specialties.....	5	1,055,656	1,557,273
20	Cornices and skylights.....	25	649,643	1,391,224
21	Corsets and corset waists.....	10	2,806,595	5,003,414
22	Cotton goods .....	41	10,067,660	15,540,462
23	Cotton goods (finishing and dyeing).....	17	4,884,438	6,765,030
24	Cutlery .....	12	385,414	1,475,295
25	Drawn wire and wire cloth.....	12	32,244,209	41,984,048
26	Electrical appliances .....	33	9,486,224	21,049,376
27	Embroideries .....	55	2,299,922	4,975,498
28	Fertilizers .....	12	7,191,445	10,519,361
29	Food products .....	34	26,507,867	36,142,569
30	Foundry (brass) .....	20	2,440,285	4,042,673
31	Foundry (iron) .....	58	8,282,086	15,910,443
32	Furnaces, ranges and heaters.....	13	3,111,583	5,962,197
33	Gas and electric light fixtures.....	15	534,542	937,219
34	Glass (cut tableware).....	13	450,493	962,023
35	Glass mirrors .....	4	175,109	297,116
36	Glass (window and bottle).....	19	2,312,853	*5,677,905
37	Graphite products .....	6	1,861,667	4,254,695
38	Hats (fur and felt).....	21	4,289,388	8,626,154
39	Hats (straw) .....	3	666,543	1,286,455
40	High explosives .....	10	8,814,134	16,144,130
41	Inks and muclage.....	8	489,463	1,175,029
42	Jewelry .....	116	5,502,032	†10,285,832
43	Knit goods .....	33	10,398,895	12,914,010
44	Lamps .....	11	5,258,428	11,267,865
45	Leather .....	82	21,221,427	33,908,652
46	Leather goods .....	23	1,222,260	2,174,512
47	Lime and cement.....	9	2,863,210	4,931,978
48	Machinery .....	133	12,092,019	34,176,859
49	Mattresses and bedding.....	8	1,094,929	1,985,419
50	Metal goods .....	90	9,469,189	19,678,868
51	Metal novelties .....	27	964,966	2,480,516
52	Mining and smelting iron ore.....	7	1,643,338	2,799,578
53	Motor vehicles and parts.....	20	3,252,039	6,292,841
54	Musical instruments .....	24	1,917,601	5,658,839
55	Oilcloth and linoleum.....	10	8,282,064	11,430,837
56	Oils .....	23	86,770,233	101,763,531
57	Paints .....	18	7,233,944	11,153,338
58	Paper .....	53	9,051,350	17,068,496
59	Pottery .....	53	2,533,437	8,457,745

TABLE No. 3.—Stock or Material Used, Goods Made or Work Done.—  
By Industries, 1914.—(Continued).

Office Number.	INDUSTRIES—Continued.	Number of Establishments Considered.	Cost Value of Stock Used.	Selling Value at Manufactory of Goods Made.
60	Printing and bookbinding.....	20	\$1,941,349	\$4,615,359
61	Quarrying stone .....	21	692,821	2,091,204
62	Roofing (metal and tar).....	8	2,388,487	3,514,597
63	Rubber goods (hard and soft).....	58	20,694,260	38,411,030
64	Saddles and harness .....	3	20,310	41,966
65	Saddlery and harness hardware.....	9	977,741	1,764,158
66	Sash, blinds and doors.....	29	1,677,662	2,720,298
67	Scientific instruments .....	26	10,467,192	29,466,278
68	Shipbuilding .....	19	4,851,539	10,475,245
69	Shirts .....	29	2,488,774	4,465,705
70	Shirt waists (women's).....	4	90,750	259,240
71	Shoes .....	29	4,699,231	7,719,598
72	Silk (broad and ribbon).....	191	37,885,748	65,556,307
73	Silk dyeing .....	26	4,352,514	11,876,069
74	Silk throwing .....	32	231,747	870,605
75	Silk mill supplies.....	17	417,758	1,142,602
76	Silver goods .....	24	1,113,156	2,824,649
77	Smelting and refining (gold, silver, copper, etc.) .....	12	34,588,895	49,809,467
78	Soap and tallow.....	16	23,229,731	32,281,333
79	Steel and iron (bar).....	8	1,259,751	2,332,694
80	Steel and iron (forging).....	13	1,572,874	5,261,385
81	Steel and iron (structural).....	33	6,135,063	10,198,903
82	Textile products .....	12	3,559,547	4,798,754
83	Thread .....	8	†3,063,097	†4,566,254
84	Trunks and traveling bags.....	12	691,035	1,313,400
85	Trunk and bag hardware.....	8	708,873	1,765,338
86	Typewriters and supplies.....	7	358,971	791,349
87	Underwear (women's and children's).....	28	2,018,970	4,025,267
88	Varnishes .....	20	2,363,610	4,380,155
89	Watches, cases and material.....	12	1,836,624	4,237,659
90	Window shades .....	4	364,949	500,182
91	Wooden goods .....	41	2,101,264	4,350,046
92	Woolen and worsted goods.....	29	25,228,644	40,431,081
93	Unclassified .....	115	†58,591,184	†74,362,524
	All Industries .....	2,624	\$649,657,076	\$1,090,922,707

\* One establishment not reporting this item.

† Two establishments not reporting these items.

TABLE No. 4.—Average, Greatest and Least Number of Wage Earners Employed.—By Industries, 1914.—  
Aggregates.

Office Number.	INDUSTRIES.	Number of Establish- ment Considered.	Average Number of Persons Employed.				Number of Per- sons Employed at Period of Employ- ment of the.		Excess of Greatest Over Least Number.	
			Men 16 Years and Over.	Women 16 Years and Over.	Children Under 16 Years.	Total.	Greatest Number.	Least Number.	Number.	Per cent.
1	Agricultural machinery and implements.....	7	457	.....	1	458	617	304	313	50.7
2	Artisans' tools .....	41	2,294	97	28	2,419	2,562	2,262	300	11.7
3	Art tile .....	12	671	289	26	986	1,059	870	189	17.8
4	Boilers, tanks, etc.....	15	1,632	10	2	1,644	1,772	1,506	266	15.0
5	Boxes (paper) .....	44	640	1,375	53	2,068	2,158	1,978	180	8.3
6	Boxes (wood) .....	13	808	112	15	935	1,001	866	135	13.4
7	Brewing (lager beer, ale and porter).....	35	2,534	.....	.....	2,534	2,596	2,487	109	4.2
8	Brick and terra cotta.....	74	6,878	7	23	6,908	8,329	5,054	3,275	39.3
9	Brushes .....	16	271	130	12	413	430	388	42	9.7
10	Buttons (ivory) .....	11	425	255	5	685	743	590	153	20.6
11	Buttons (metal) .....	11	446	424	33	908	941	837	104	11.0
12	Buttons (pearl) .....	26	600	150	21	771	916	684	232	25.3
13	Carpets and rugs.....	5	622	357	7	986	1,039	931	108	10.4
14	Carriages and wagons.....	27	571	.....	1	572	618	538	80	13.0
15	Chemical products .....	89	7,245	2,490	89	9,824	10,261	9,207	1,054	10.3
16	Cigars and tobacco.....	43	2,460	12,320	832	15,612	15,166	14,818	1,348	8.3
17	Clothing .....	21	728	892	9	1,624	1,798	1,529	269	15.0
18	Confectionery .....	15	398	569	14	981	1,355	751	604	44.6
19	Corks and cork specialties .....	5	574	16	5	595	791	375	416	52.6
20	Cornices and skylights.....	25	543	.....	.....	543	583	482	101	17.3
21	Corsets and corset waists.....	10	235	2,487	51	2,773	3,034	2,391	643	21.2
22	Cotton goods .....	41	2,506	4,513	251	7,270	7,477	7,050	427	5.7
23	Cotton goods (finishing and dyeing).....	17	2,412	537	30	2,979	3,068	2,827	241	7.9
24	Cutlery .....	12	1,044	134	30	1,208	1,269	1,112	157	12.4
25	Drawn wire and wire cloth.....	12	8,149	610	14	8,778	9,196	8,310	886	9.6
26	Electrical appliances .....	33	6,239	1,234	12	7,485	8,145	6,549	1,596	19.6
27	Embroideries .....	55	630	2,172	157	2,959	3,433	2,371	1,062	30.9

28	Fertilizers .....	12	1,527	11	.....	1,538	1,899	1,330	569	30.0
29	Food products .....	34	3,408	907	54	4,369	5,426	3,839	1,587	29.2
30	Foundry (brass) .....	20	1,161	20	6	1,187	1,276	983	293	23.0
31	Foundry (iron) .....	58	8,122	144	18	8,284	8,572	7,721	851	9.9
32	Furnaces, ranges and heaters .....	13	2,257	95	1	2,353	2,460	2,125	335	13.6
33	Gas and electric light fixtures .....	15	860	14	3	377	403	327	76	18.9
34	Glass (cut tableware) .....	13	443	90	31	564	599	521	78	13.0
35	Glass mirrors .....	4	124	15	4	143	147	137	10	6.8
36	Glass (window and bottle)* .....	19	5,773	193	173	6,139	7,541	2,354	5,187	68.7
37	Graphite products .....	6	1,033	1,070	55	2,158	2,171	2,139	32	1.5
38	Hats (fur and felt) .....	31	3,581	1,255	14	4,850	5,011	4,690	321	6.4
39	Hats (straw) .....	3	252	309	3	564	824	287	537	65.2
40	High explosives .....	10	2,619	143	3	2,765	5,523	2,114	3,408	61.7
41	Inks and mucilage .....	8	131	1	.....	132	159	107	52	32.7
42	Jewelry .....	116	2,324	737	29	3,090	3,230	2,911	319	9.9
43	Knit goods .....	33	1,444	2,103	122	3,669	3,758	3,597	161	4.3
44	Lamps .....	11	1,848	3,977	94	5,919	6,910	4,473	2,437	35.3
45	Leather .....	82	6,144	135	16	6,265	6,810	5,690	1,120	16.4
46	Leather goods .....	23	694	342	17	1,053	1,075	1,033	42	3.9
47	Lime and cement .....	9	1,497	26	1	1,524	1,785	1,167	618	34.6
48	Machinery .....	133	17,516	541	20	18,077	20,306	15,063	5,242	25.8
49	Mattresses and bedding .....	8	578	47	3	628	686	584	102	14.9
50	Metal goods .....	90	6,814	1,822	77	8,713	9,208	8,290	918	9.9
51	Metal novelties .....	27	1,326	348	37	1,711	1,866	1,605	261	14.0
52	Mining and smelting iron ore .....	7	1,404	.....	.....	1,404	1,555	1,308	247	15.9
53	Motor vehicles and parts .....	20	2,167	93	2	2,262	2,564	1,865	699	27.2
54	Musical instruments .....	24	1,882	467	15	2,364	2,565	2,200	365	14.2
55	Oilcloth and linoleum .....	10	2,152	22	26	2,200	2,321	2,108	213	9.1
56	Oils .....	23	6,567	24	11	6,602	6,827	5,970	857	12.6
57	Paints .....	18	1,283	104	20	1,407	1,456	1,352	104	7.1
58	Paper .....	53	3,883	370	38	4,291	4,435	4,056	379	8.5
59	Pottery .....	53	5,082	819	43	5,944	6,077	5,678	399	6.6
60	Printing and bookbinding .....	20	1,274	470	7	1,751	1,850	1,577	273	14.8
61	Quarrying stone .....	21	1,233	.....	.....	1,233	1,415	976	439	31.0
62	Roofing (metal and tar) .....	8	522	15	1	538	572	508	64	11.2
63	Rubber goods (hard and soft) .....	58	8,183	1,292	129	9,604	10,291	9,141	1,150	11.2
64	Saddles and harness .....	3	17	7	.....	24	26	23	3	11.5
65	Saddlery and harness hardware .....	9	656	160	11	827	861	802	59	6.8
66	Sash, blinds and doors .....	29	840	13	.....	853	961	811	150	15.6
67	Scientific instruments .....	26	8,427	1,126	23	9,576	10,193	8,928	1,265	12.4
68	Shipbuilding .....	19	6,014	.....	.....	6,014	6,450	5,700	750	11.6
69	Shirts .....	29	671	2,972	169	3,812	3,985	3,690	245	6.2
70	Shirt waists (women's) .....	4	2	469	9	480	539	388	151	28.0
71	Shoes .....	29	2,287	1,377	52	3,716	3,994	3,561	433	10.8
72	Silk (broad and ribbon) .....	191	10,713	11,668	442	22,823	24,193	20,542	3,651	15.1

\* Closing down for the months of July and August is an established practice in all glass factories.

TABLE No. 4.—Average, Greatest and Least Number of Wage Earners Employed.—By Industries, 1914.—  
Aggregates.—(Continued).

Office Number.	INDUSTRIES.	Number of Establish- ment Considered.	Average Number of Persons Employed.				Number of Per- sons Employed at Period of Employ- ment of the		Excess of Greatest Over Least Number.	
			Men 16 Years and Over.	Women 16 Years and Over.	Children Under 16 Years.	Total.	Greatest Number.	Least Number.	Number.	Per cent.
73	Silk dyeing .....	26	5,376	918	38	6,332	6,856	5,678	1,178	17.2
74	Silk throwing .....	32	605	928	75	1,608	1,788	1,252	486	23.0
75	Silk mill supplies.....	17	669	180	29	878	914	809	106	11.5
76	Silver goods .....	24	974	251	17	1,242	1,316	1,165	151	11.4
77	Smelting and refining (gold, silver, copper, etc.)	12	4,658	6	1	4,665	5,138	3,749	1,389	27.0
78	Soap and tallow.....	16	2,031	579	7	2,617	2,726	2,466	260	9.5
79	Steel and iron (bar).....	8	1,227	74	2	1,303	1,401	1,187	214	15.3
80	Steel and iron (forging).....	13	2,219	7	.....	2,226	2,273	2,178	95	4.2
81	Steel and iron (structural).....	33	3,520	9	1	3,530	3,911	3,073	838	21.4
82	Textile products .....	12	953	512	30	1,495	1,617	1,390	227	14.0
83	Thread .....	8	1,890	3,685	446	5,971	6,063	5,801	262	4.3
84	Trunks and traveling bags.....	12	433	36	1	470	503	425	78	15.5
85	Trunk and bag hardware.....	8	994	314	32	1,340	1,512	1,260	252	16.7
86	Typewriters and supplies.....	7	186	40	.....	226	271	182	89	32.8
87	Underwear (women's and children's).....	23	212	2,475	25	2,712	2,857	2,578	279	9.7
88	Varnishes .....	20	365	19	.....	384	390	373	17	4.4
89	Watches, cases and material.....	12	1,718	804	32	2,554	2,816	2,311	505	17.9
90	Window shades .....	4	83	8	.....	91	105	86	19	19.0
91	Wooden goods .....	41	1,888	47	15	1,950	2,052	1,909	143	7.0
92	Woolen and worsted goods.....	29	7,468	8,373	446	16,287	16,990	15,443	1,547	9.1
93	Unclassified .....	115	7,527	1,461	55	9,043	9,513	8,180	1,333	14.0
	All Industries .....	2,624	233,208	87,669	4,757	325,634	353,043	292,833	60,210	17.0

TABLE No. 5.—Number of Wage Earners, Including Piece-Workers Employed by Industries, 1914.—Aggregates by Months.

AGRICULTURAL MACHINERY AND IMPLEMENTS—SEVEN ESTABLISHMENTS.

Months.	Men 16 years and over.	Women 16 years and over.	Children under 16 years.	Total Number Employed.
January .....	577	.....	1	578
February .....	601	.....	1	602
March .....	616	.....	1	617
April .....	574	.....	1	575
May .....	517	.....	1	518
June .....	412	.....	1	413
July .....	387	.....	1	388
August .....	303	.....	1	304
September .....	346	.....	1	347
October .....	359	.....	1	360
November .....	385	.....	1	386
December .....	410	.....	1	411

## ARTISANS' TOOLS—FORTY-ONE ESTABLISHMENTS.

Months.	Men 16 years and over.	Women 16 years and over.	Children under 16 years.	Total Number Employed.
January .....	2,413	105	31	2,549
February .....	2,436	98	28	2,562
March .....	2,401	120	26	2,547
April .....	2,401	103	28	2,532
May .....	2,384	98	30	2,512
June .....	2,306	94	38	2,438
July .....	2,245	101	31	2,377
August .....	2,235	100	31	2,366
September .....	2,196	93	24	2,313
October .....	2,182	87	22	2,291
November .....	2,177	85	21	2,283
December .....	2,156	84	22	2,262

## ART TILE—TWELVE ESTABLISHMENTS.

Months.	Men 16 years and over.	Women 16 years and over.	Children under 16 years.	Total Number Employed.
January .....	641	271	23	935
February .....	648	275	34	957
March .....	691	277	33	1,001
April .....	672	292	29	993
May .....	695	262	32	989
June .....	719	303	31	1,053
July .....	726	304	29	1,059
August .....	655	286	23	964
September .....	695	295	20	980
October .....	679	319	22	1,020
November .....	665	322	20	1,007
December .....	593	263	14	870

TABLE No. 5.—Number of Wage Earners, Including Piece-Workers Employed by Industries, 1914.—Aggregate by Months.—(Continued).

## BOILERS, TANKS, ETC.—FIFTEEN ESTABLISHMENTS.

Months.	Men 16 years and over.	Women 16 years and over.	Children under 16 years.	Total Number Employed.
January .....	1,677	4	1	1,682
February .....	1,766	4	2	1,772
March .....	1,705	4	4	1,713
April .....	1,756	4	2	1,762
May .....	1,671	4	2	1,677
June .....	1,683	4	2	1,689
July .....	1,645	4	1	1,650
August .....	1,600	4	4	1,608
September .....	1,517	14	3	1,534
October .....	1,555	23	2	1,580
November .....	1,528	29	2	1,559
December .....	1,477	27	2	1,506

## BOXES (PAPER)—FORTY-FOUR ESTABLISHMENTS.

Months.	Men 16 years and over.	Women 16 years and over.	Children under 16 years.	Total Number Employed.
January .....	658	1,438	62	2,158
February .....	659	1,410	58	2,127
March .....	651	1,433	60	2,144
April .....	648	1,390	56	2,094
May .....	633	1,377	58	2,073
June .....	619	1,301	60	1,980
July .....	619	1,301	58	1,978
August .....	623	1,353	54	2,030
September .....	638	1,400	44	2,082
October .....	600	1,398	45	2,103
November .....	641	1,369	46	2,056
December .....	626	1,324	39	1,989

## BOXES (WOOD)—THIRTEEN ESTABLISHMENTS.

Months.	Men 16 years and over.	Women 16 years and over.	Children under 16 years.	Total Number Employed.
January .....	777	88	16	881
February .....	747	103	16	866
March .....	754	110	13	877
April .....	819	110	14	943
May .....	794	124	12	930
June .....	853	113	10	976
July .....	870	116	15	1,001
August .....	817	118	16	951
September .....	846	114	17	977
October .....	842	119	18	979
November .....	807	115	19	941
December .....	763	115	20	903

TABLE No. 5.—Number of Wage Earners, Including Piece-Workers Employed by Industries, 1914.—Aggregate by Months.—(Continued).

## BREWING (LAGER BEER, ALE AND PORTER)—THIRTY-FIVE ESTABLISHMENTS.

Months.	Men 16 years and over.	Women 16 years and over.	Children under 16 years.	Total Number Employed.
January .....	2,504	.....	.....	2,504
February .....	2,487	.....	.....	2,487
March .....	2,500	.....	.....	2,500
April .....	2,496	.....	.....	2,496
May .....	2,535	.....	.....	2,535
June .....	2,584	.....	.....	2,584
July .....	2,606	.....	.....	2,606
August .....	2,596	.....	.....	2,596
September .....	2,562	.....	.....	2,562
October .....	2,524	.....	.....	2,524
November .....	2,488	.....	.....	2,488
December .....	2,520	.....	.....	2,520

## BRICK AND TERRA COTTA—SEVENTY-FOUR ESTABLISHMENTS.

Months.	Men 16 years and over.	Women 16 years and over.	Children under 16 years.	Total Number Employed.
January .....	5,534	3	11	5,548
February .....	5,734	3	11	5,748
March .....	6,135	3	11	6,149
April .....	7,276	10	27	7,313
May .....	7,991	10	22	8,023
June .....	8,181	9	37	8,227
July .....	8,279	9	41	8,329
August .....	8,113	10	41	8,164
September .....	7,524	10	31	7,565
October .....	6,847	10	16	6,873
November .....	5,885	3	16	5,904
December .....	5,036	2	16	5,054

## BRUSHES—SIXTEEN ESTABLISHMENTS.

Months.	Men 16 years and over.	Women 16 years and over.	Children under 16 years.	Total Number Employed.
January .....	265	113	8	388
February .....	274	132	7	413
March .....	281	141	8	430
April .....	277	131	9	417
May .....	268	128	13	409
June .....	259	120	14	393
July .....	261	127	13	401
August .....	271	139	15	425
September .....	269	134	13	416
October .....	279	136	13	428
November .....	275	137	14	426
December .....	275	116	14	405

TABLE No. 5.—Number of Wage Earners, Including Piece-Workers Employed by Industries, 1914.—Aggregate by Months.—(Continued).

## BUTTONS (IVORY)—ELEVEN ESTABLISHMENTS.

Months.	Men 16 years and over.	Women 16 years and over.	Children under 16 years.	Total Number Employed.
January .....	446	263	7	716
February .....	449	273	6	728
March .....	454	281	8	743
April .....	444	283	6	733
May .....	406	275	5	686
June .....	393	247	5	645
July .....	371	215	4	590
August .....	400	247	4	651
September .....	441	245	4	690
October .....	450	247	4	701
November .....	443	239	4	686
December .....	402	246	4	652

## BUTTONS (METAL)—ELEVEN ESTABLISHMENTS.

Months.	Men 16 years and over.	Women 16 years and over.	Children under 16 years.	Total Number Employed.
January .....	475	434	32	941
February .....	463	428	36	927
March .....	355	473	35	863
April .....	446	464	30	940
May .....	460	443	37	940
June .....	472	411	43	926
July .....	477	427	36	940
August .....	437	411	38	886
September .....	449	416	48	913
October .....	475	401	44	920
November .....	427	401	40	868
December .....	419	384	34	837

## BUTTONS (PEARL)—TWENTY-SIX ESTABLISHMENTS.

Months.	Men 16 years and over.	Women 16 years and over.	Children under 16 years.	Total Number Employed.
January .....	711	178	27	916
February .....	709	170	26	905
March .....	653	166	20	839
April .....	627	158	19	804
May .....	598	155	18	771
June .....	583	131	20	734
July .....	574	138	21	733
August .....	581	134	19	684
September .....	575	153	22	750
October .....	557	143	21	721
November .....	535	140	19	694
December .....	548	138	19	705

TABLE No. 5.—Number of Wage Earners, Including Piece-Workers Employed by Industries, 1914.—Aggregate by Months.—(Continued).

## CARPETS AND RUGS—FIVE ESTABLISHMENTS.

Months.	Men 16 years and over.	Women 16 years and over.	Children under 16 years.	Total Number Employed.
January .....	637	364	5	1,006
February .....	633	368	5	1,006
March .....	638	367	4	1,009
April .....	615	387	5	1,007
May .....	654	376	9	1,039
June .....	653	376	6	1,035
July .....	641	379	6	1,026
August .....	595	333	8	936
September .....	600	332	5	937
October .....	606	332	9	947
November .....	606	339	8	953
December .....	589	334	8	931

## CARRIAGES AND WAGONS—TWENTY-SEVEN ESTABLISHMENTS.

Months.	Men 16 years and over.	Women 16 years and over.	Children under 16 years.	Total Number Employed.
January .....	538	.....	.....	538
February .....	558	.....	.....	558
March .....	572	.....	.....	572
April .....	615	.....	.....	615
May .....	617	.....	1	618
June .....	610	.....	1	611
July .....	592	.....	1	593
August .....	568	.....	1	569
September .....	547	.....	1	548
October .....	553	.....	1	554
November .....	541	.....	1	542
December .....	542	.....	1	543

## CHEMICAL PRODUCTS—EIGHTY-NINE ESTABLISHMENTS.

Months.	Men 16 years and over.	Women 16 years and over.	Children under 16 years.	Total Number Employed.
January .....	7,258	2,444	128	9,830
February .....	7,224	2,425	132	9,781
March .....	7,413	2,485	132	10,030
April .....	7,370	2,515	126	10,011
May .....	7,234	2,487	109	9,830
June .....	7,029	2,434	93	9,556
July .....	6,953	2,252	73	9,278
August .....	6,832	2,320	55	9,207
September .....	7,246	2,499	57	9,802
October .....	7,410	2,791	53	10,254
November .....	7,515	2,696	50	10,261
December .....	7,458	2,536	64	10,058

TABLE No. 5.—Number of Wage Earners, Including Piece-Workers Employed by Industries, 1914.—Aggregate by Months.—(Continued).

## CIGARS AND TOBACCO—FORTY-THREE ESTABLISHMENTS.

Months.	Men 16 years and over.	Women 16 years and over.	Children under 16 years.	Total Number Employed.
January .....	2,523	12,172	833	15,528
February .....	2,539	12,295	869	15,703
March .....	2,583	12,695	888	16,166
April .....	2,555	12,454	880	15,889
May .....	2,429	12,211	867	15,507
June .....	2,475	12,154	866	15,495
July .....	2,455	12,249	821	15,525
August .....	2,494	12,455	820	15,769
September .....	2,402	12,413	825	15,640
October .....	2,468	12,652	805	15,925
November .....	2,340	12,264	775	15,379
December .....	2,253	11,826	734	14,813

## CLOTHING—TWENTY-ONE ESTABLISHMENTS.

Months.	Men 16 years and over.	Women 16 years and over.	Children under 16 years.	Total Number Employed.
January .....	680	860	5	1,545
February .....	693	873	6	1,572
March .....	705	861	6	1,572
April .....	675	892	6	1,573
May .....	683	894	7	1,584
June .....	764	914	15	1,693
July .....	786	996	16	1,798
August .....	788	925	16	1,729
September .....	758	919	8	1,685
October .....	735	878	7	1,620
November .....	707	867	6	1,580
December .....	696	827	6	1,529

## CONFECTIONERY—FIFTEEN ESTABLISHMENTS.

Months.	Men 16 years and over.	Women 16 years and over.	Children under 16 years.	Total Number Employed.
January .....	370	483	15	873
February .....	396	487	14	897
March .....	396	519	15	930
April .....	376	470	12	858
May .....	347	429	10	786
June .....	337	404	10	751
July .....	336	442	8	786
August .....	372	500	11	883
September .....	423	675	24	1,122
October .....	479	797	24	1,300
November .....	498	844	13	1,355
December .....	442	772	13	1,227

TABLE No. 5.—Number of Wage Earners, Including Piece-Workers Employed by Industries, 1914.—Aggregate by Months.—(Continued).

## CORKS AND CORK SPECIALTIES—FIVE ESTABLISHMENTS.

Months.	Men	Women	Children	Total Number Employed.
	16 years and over.	16 years and over.	under 16 years.	
January .....	731	16	5	752
February .....	737	15	6	758
March .....	769	17	5	791
April .....	738	18	4	760
May .....	677	16	3	696
June .....	603	17	6	626
July .....	582	17	5	604
August .....	446	17	5	468
September .....	470	14	4	488
October .....	427	17	2	447
November .....	353	18	5	376
December .....	351	18	6	375

## CORNICES AND SKYLIGHTS—TWENTY-FIVE ESTABLISHMENTS.

Months.	Men	Women	Children	Total Number Employed.
	16 years and over.	16 years and over.	under 16 years.	
January .....	574	.....	.....	574
February .....	524	.....	.....	524
March .....	482	.....	.....	482
April .....	516	.....	.....	516
May .....	557	.....	.....	557
June .....	534	.....	.....	534
July .....	561	.....	.....	561
August .....	583	.....	.....	583
September .....	558	.....	.....	558
October .....	541	.....	.....	541
November .....	533	.....	.....	533
December .....	549	.....	.....	549

## CORSETS AND CORSET WAISTS—TEN ESTABLISHMENTS.

Months.	Men	Women	Children	Total Number Employed.
	16 years and over.	16 years and over.	under 16 years.	
January .....	227	2,360	64	2,651
February .....	239	2,604	62	2,905
March .....	247	2,723	64	3,034
April .....	253	2,604	65	2,922
May .....	248	2,719	66	3,033
June .....	246	2,638	65	2,949
July .....	245	2,564	48	2,847
August .....	226	2,493	46	2,765
September .....	228	2,469	44	2,731
October .....	224	2,352	35	2,611
November .....	212	2,147	32	2,391
December .....	222	2,193	27	2,442

TABLE No. 5.—Number of Wage Earners, Including Piece-Workers Employed by Industries, 1914.—Aggregate by Months.—(Continued).

## COTTON GOODS—FORTY-ONE ESTABLISHMENTS.

Months.	Men	Women	Children	Total
	16 years and over.	16 years and over.	under 16 years.	Number Employed.
January .....	2,353	4,468	299	7,120
February .....	2,477	4,483	288	7,248
March .....	2,489	4,518	296	7,303
April .....	2,557	4,568	295	7,420
May .....	2,624	4,570	283	7,477
June .....	2,513	4,553	278	7,344
July .....	2,526	4,523	192	7,241
August .....	2,522	4,512	222	7,256
September .....	2,531	4,523	215	7,269
October .....	2,518	4,604	222	7,344
November .....	2,481	4,470	222	7,173
December .....	2,479	4,364	207	7,050

## COTTON GOODS (FINISHING AND DYEING)—SEVENTEEN ESTABLISHMENTS.

Months.	Men	Women	Children	Total
	16 years and over.	16 years and over.	under 16 years.	Number Employed.
January .....	2,499	523	35	3,057
February .....	2,484	550	34	3,068
March .....	2,460	566	37	3,063
April .....	2,450	580	38	3,068
May .....	2,445	576	39	3,060
June .....	2,433	570	31	3,034
July .....	2,374	564	17	2,955
August .....	2,358	550	15	2,953
September .....	2,360	528	16	2,904
October .....	2,362	500	35	2,897
November .....	2,355	469	30	2,854
December .....	2,333	464	30	2,827

## CUTLERY—TWELVE ESTABLISHMENTS.

Months.	Men	Women	Children	Total
	16 years and over.	16 years and over.	under 16 years.	Number Employed.
January .....	1,053	128	34	1,215
February .....	1,078	130	31	1,239
March .....	1,105	132	31	1,268
April .....	1,098	137	34	1,269
May .....	1,088	139	32	1,259
June .....	1,080	140	35	1,255
July .....	967	134	33	1,134
August .....	1,080	132	34	1,246
September .....	1,052	141	30	1,223
October .....	958	134	23	1,145
November .....	976	133	22	1,131
December .....	966	125	21	1,112

TABLE No. 5.—Number of Wage Earners, Including Piece-Workers Employed by Industries, 1914.—Aggregate by Months.—(Continued).

## DRAWN WIRE AND WIRE CLOTH—TWELVES ESTABLISHMENTS.

Months.	Men 16 years and over.	Women 16 years and over.	Children under 16 years.	Total Number Employed.
January .....	8,601	582	13	9,196
February .....	8,557	579	15	9,151
March .....	8,520	579	14	9,113
April .....	8,439	590	12	9,041
May .....	8,314	610	15	8,939
June .....	8,177	650	14	8,841
July .....	8,037	633	16	8,686
August .....	7,870	650	13	8,533
September .....	7,722	628	13	8,363
October .....	7,682	614	14	8,310
November .....	7,706	618	12	8,336
December .....	8,164	585	15	8,764

## ELECTRICAL APPLIANCES—THIRTY-THREE ESTABLISHMENTS.

Months.	Men 16 years and over.	Women 16 years and over.	Children under 16 years.	Total Number Employed.
January .....	6,675	1,159	15	7,849
February .....	6,485	1,185	14	7,684
March .....	6,423	1,238	13	7,674
April .....	6,574	1,290	13	7,877
May .....	6,794	1,237	14	8,145
June .....	6,745	1,311	13	8,069
July .....	6,489	1,256	13	7,758
August .....	6,304	1,200	9	7,513
September .....	5,892	1,170	10	7,072
October .....	5,515	1,146	10	6,671
November .....	5,333	1,204	12	6,549
December .....	5,636	1,307	14	6,957

## EMBROIDERIES—FIFTY-FIVE ESTABLISHMENTS.

Months.	Men 16 years and over.	Women 16 years and over.	Children under 16 years.	Total Number Employed.
January .....	656	2,449	172	3,277
February .....	677	2,577	179	3,433
March .....	680	2,557	176	3,413
April .....	653	2,491	171	3,315
May .....	625	2,264	167	3,156
June .....	608	2,254	168	3,030
July .....	542	1,695	134	2,371
August .....	586	1,792	142	2,520
September .....	660	2,038	156	2,854
October .....	645	1,980	156	2,781
November .....	632	1,942	140	2,714
December .....	601	1,923	127	2,651

**TABLE No. 5.—Number of Wage Earners, Including Piece-Workers Employed by Industries, 1914.—Aggregate by Months.—(Continued).**

FERTILIZERS—TWELVE ESTABLISHMENTS.

Months.	Men 16 years and over.	Women 16 years and over.	Children under 16 years.	Total Number Employed.
January .....	1,525	11	.....	1,536
February .....	1,626	11	.....	1,637
March .....	1,804	12	.....	1,816
April .....	1,883	16	.....	1,899
May .....	1,597	10	.....	1,607
June .....	1,458	6	.....	1,464
July .....	1,398	7	.....	1,405
August .....	1,361	6	.....	1,367
September .....	1,582	13	.....	1,595
October .....	1,444	13	.....	1,457
November .....	1,317	13	.....	1,330
December .....	1,328	15	.....	1,343

FOOD PRODUCTS—THIRTY-FOUR ESTABLISHMENTS.

Months.	Men 16 years and over.	Women 16 years and over.	Children under 16 years.	Total Number Employed.
January .....	3,421	923	71	4,415
February .....	3,390	931	69	4,390
March .....	3,493	933	63	4,494
April .....	3,292	964	54	4,310
May .....	3,001	784	54	3,839
June .....	3,073	766	54	3,893
July .....	3,101	759	29	3,889
August .....	3,444	920	50	4,414
September .....	4,241	1,118	67	5,426
October .....	3,613	925	48	4,586
November .....	3,433	956	44	4,433
December .....	3,486	897	42	4,425

FOUNDRY (BRASS)—TWENTY ESTABLISHMENTS.

Months.	Men 16 years and over.	Women 16 years and over.	Children under 16 years.	Total Number Employed.
January .....	1,088	18	10	1,116
February .....	1,177	19	10	1,206
March .....	1,211	20	9	1,240
April .....	1,240	22	6	1,268
May .....	1,235	22	6	1,263
June .....	1,243	24	5	1,272
July .....	1,247	24	5	1,276
August .....	1,217	22	5	1,244
September .....	1,173	19	5	1,197
October .....	1,106	19	4	1,129
November .....	1,031	16	3	1,050
December .....	965	16	2	983

TABLE No. 5.—Number of Wage Earners, Including Piece-Workers Employed by Industries, 1914.—Aggregate by Months.—(Continued).

## FOUNDRY (IRON)—FIFTY-EIGHT ESTABLISHMENTS.

Months.	Men 16 years and over.	Women 16 years and over.	Children under 16 years.	Total Number Employed.
January .....	8,339	138	14	8,491
February .....	8,241	142	13	8,396
March .....	8,355	142	15	8,512
April .....	8,417	138	17	8,572
May .....	8,358	146	19	8,523
June .....	8,268	143	18	8,429
July .....	8,120	145	22	8,287
August .....	8,213	143	19	8,375
September .....	8,092	148	21	8,261
October .....	7,947	143	20	8,115
November .....	7,558	147	20	7,725
December .....	7,554	147	20	7,721

## FURNACES, RANGES AND HEATERS—THIRTEEN ESTABLISHMENTS.

Months.	Men 16 years and over.	Women 16 years and over.	Children under 16 years.	Total Number Employed.
January .....	2,142	95	1	2,239
February .....	2,267	95	1	2,363
March .....	2,291	97	1	2,389
April .....	2,299	100	1	2,400
May .....	2,236	99	1	2,336
June .....	2,362	97	1	2,460
July .....	2,028	96	1	2,125
August .....	2,213	95	1	2,309
September .....	2,363	96	1	2,460
October .....	2,364	86	1	2,451
November .....	2,303	89	2	2,394
December .....	2,217	90	2	2,309

## GAS AND ELECTRIC LIGHT FIXTURES—FIFTEEN ESTABLISHMENTS.

Months.	Men 16 years and over.	Women 16 years and over.	Children under 16 years.	Total Number Employed.
January .....	388	13	2	403
February .....	377	13	2	392
March .....	377	12	1	390
April .....	377	16	3	396
May .....	381	16	3	400
June .....	347	15	2	364
July .....	355	16	4	375
August .....	356	16	4	376
September .....	313	12	2	327
October .....	357	12	2	371
November .....	368	15	3	386
December .....	323	16	3	342

TABLE No. 5.—Number of Wage Earners, Including Piece-Workers Employed by Industries, 1914.—Aggregate by Months.—(Continued).

## GLASS (CUT TABLEWARE)—THIRTEEN ESTABLISHMENTS.

Months.	Men	Women	Children	Total
	16 years and over.	16 years and over.	under 16 years.	Number Employed.
January .....	449	93	21	563
February .....	450	95	25	570
March .....	461	95	25	581
April .....	461	97	22	580
May .....	410	95	31	536
June .....	422	92	32	546
July .....	406	85	30	521
August .....	421	83	36	540
September .....	441	86	35	562
October .....	461	83	39	583
November .....	466	89	37	592
December .....	468	93	38	599

## GLASS MIRRORS—FOUR ESTABLISHMENTS.

Months.	Men	Women	Children	Total
	16 years and over.	16 years and over.	under 16 years.	Number Employed.
January .....	124	16	1	141
February .....	121	17	1	139
March .....	126	17	1	144
April .....	127	16	1	144
May .....	126	14	3	143
June .....	121	13	3	137
July .....	120	12	6	138
August .....	125	13	7	145
September .....	126	16	5	147
October .....	125	16	6	147
November .....	123	16	8	147
December .....	121	15	8	144

## GLASS (WINDOW AND BOTTLE)—NINETEEN ESTABLISHMENTS.

Months.	Men	Women	Children	Total
	16 years and over.	16 years and over.	under 16 years.	Number Employed.
January .....	6,523	209	206	6,938
February .....	6,871	204	209	7,284
March .....	7,116	205	220	7,541
April .....	6,860	204	218	7,282
May .....	6,620	206	212	7,038
June .....	5,769	199	226	6,194
July .....	4,475	147	117	4,739
August .....	2,201	129	24	2,354
September .....	3,654	152	77	3,883
October .....	6,088	211	171	6,470
November .....	6,607	228	197	7,032
December .....	6,488	219	203	6,910

TABLE No. 5.—Number of Wage Earners, Including Piece-Workers Employed by Industries, 1914.—Aggregate by Months.—(Continued).

## GRAPHITE PRODUCTS—SIX ESTABLISHMENTS.

Months.	Men	Women	Children	Total
	16 years and over.	16 years and over.	under 16 years.	Number Employed.
January .....	1,027	1,070	57	2,154
February .....	1,038	1,066	56	2,160
March .....	1,037	1,069	52	2,158
April .....	1,045	1,071	53	2,169
May .....	1,042	1,071	54	2,167
June .....	1,048	1,065	57	2,170
July .....	1,034	1,080	48	2,162
August .....	1,019	1,064	56	2,139
September .....	1,027	1,064	55	2,146
October .....	1,023	1,069	54	2,146
November .....	1,033	1,082	56	2,171
December .....	1,025	1,077	56	2,158

## HATS (FUR AND FELT)—THIRTY-ONE ESTABLISHMENTS.

Months.	Men	Women	Children	Total
	16 years and over.	16 years and over.	under 16 years.	Number Employed.
January .....	3,648	1,264	12	4,924
February .....	3,629	1,269	12	4,910
March .....	3,605	1,270	12	4,887
April .....	2,482	1,225	12	4,719
May .....	3,478	1,215	11	4,704
June .....	3,479	1,200	11	4,690
July .....	3,607	1,233	15	4,855
August .....	3,644	1,265	16	4,925
September .....	3,674	1,300	17	4,991
October .....	3,696	1,299	16	5,011
November .....	3,531	1,267	14	4,812
December .....	3,507	1,256	13	4,776

## HATS (STRAW) THREE ESTABLISHMENTS.

Months.	Men	Women	Children	Total
	16 years and over.	16 years and over.	under 16 years.	Number Employed.
January .....	354	464	6	824
February .....	340	447	7	794
March .....	347	429	7	783
April .....	296	428	7	731
May .....	245	341	4	590
June .....	179	181	.....	360
July .....	168	119	.....	287
August .....	182	147	.....	329
September .....	203	247	.....	450
October .....	199	286	.....	485
November .....	232	304	.....	536
December .....	277	313	.....	590

TABLE No. 5.—Number of Wage Earners, Including Piece-Workers Employed by Industries, 1914.—Aggregate by Months.—(Continued).

## HIGH EXPLOSIVES—TEN ESTABLISHMENTS.

Months.	Men	Women	Children	Total
	16 years and over.	16 years and over.	under 16 years.	Number Employed.
January .....	2,409	137	4	2,550
February .....	2,250	124	4	2,378
March .....	2,286	126	4	2,416
April .....	2,210	137	4	2,351
May .....	2,006	137	4	2,147
June .....	1,998	142	2	2,142
July .....	1,954	158	2	2,114
August .....	1,973	169	2	2,144
September .....	2,082	167	2	2,251
October .....	2,727	154	2	2,883
November .....	4,136	141	2	4,279
December .....	5,395	126	2	5,523

## INKS AND MUCILAGE—EIGHT ESTABLISHMENTS.

Months.	Men	Women	Children	Total
	16 years and over.	16 years and over.	under 16 years.	Number Employed.
January .....	110	.....	.....	110
February .....	107	.....	.....	107
March .....	130	.....	.....	130
April .....	123	.....	.....	123
May .....	130	1	.....	131
June .....	131	1	.....	132
July .....	131	1	.....	132
August .....	136	1	.....	137
September .....	141	1	.....	142
October .....	157	2	.....	159
November .....	141	2	.....	143
December .....	136	2	.....	138

## JEWELRY—ONE HUNDRED AND SIXTEEN ESTABLISHMENTS.

Months.	Men	Women	Children	Total
	16 years and over.	16 years and over.	under 16 years.	Number Employed.
January .....	2,397	761	28	3,186
February .....	2,427	774	29	3,230
March .....	2,385	765	30	3,180
April .....	2,378	768	35	3,181
May .....	2,388	761	35	3,184
June .....	2,374	716	31	3,121
July .....	2,355	749	29	3,133
August .....	2,322	738	31	3,091
September .....	2,291	728	33	3,052
October .....	2,261	702	28	2,991
November .....	2,225	689	27	2,941
December .....	2,206	688	17	2,911

TABLE No. 5.—Number of Wage Earners, Including Piece-Workers Employed by Industries, 1914.—Aggregate by Months.—(Continued).

## KNIT GOODS—THIRTY-THREE ESTABLISHMENTS.

Months.	Men		Women		Children under 16 years.	Total Number Employed.
	16 years and over.	16 years and over.	16 years and over.	16 years and over.		
January .....	1,456	2,085	139	3,680		
February .....	1,473	2,109	132	3,714		
March .....	1,472	2,111	141	3,724		
April .....	1,472	2,135	128	3,735		
May .....	1,423	2,077	129	3,629		
June .....	1,418	2,051	128	3,597		
July .....	1,422	2,063	114	3,599		
August .....	1,433	2,075	110	3,618		
September .....	1,444	2,110	112	3,666		
October .....	1,462	2,181	115	3,758		
November .....	1,440	2,154	112	3,706		
December .....	1,409	2,088	107	3,604		

## LAMPS—ELEVEN ESTABLISHMENTS.

Months.	Men		Women		Children under 16 years.	Total Number Employed.
	16 years and over.	16 years and over.	16 years and over.	16 years and over.		
January .....	2,075	4,713	122	6,910		
February .....	2,056	4,592	123	6,771		
March .....	1,995	4,436	114	6,545		
April .....	1,956	4,257	101	6,314		
May .....	1,898	4,077	101	6,076		
June .....	1,858	3,854	98	5,810		
July .....	1,842	3,676	91	5,609		
August .....	1,585	2,803	85	4,473		
September .....	1,733	3,663	79	5,475		
October .....	1,750	3,884	73	5,707		
November .....	1,734	3,888	71	5,693		
December .....	1,695	3,880	66	5,641		

## LEATHER—EIGHTY-TWO ESTABLISHMENTS.

Months.	Men		Women		Children under 16 years.	Total Number Employed.
	16 years and over.	16 years and over.	16 years and over.	16 years and over.		
January .....	6,502	118	23	6,643		
February .....	6,408	121	24	6,553		
March .....	6,663	124	23	6,810		
April .....	6,422	120	22	6,564		
May .....	6,517	136	22	6,675		
June .....	6,273	128	22	6,423		
July .....	6,099	151	16	6,266		
August .....	5,789	158	10	5,957		
September .....	5,691	165	10	5,866		
October .....	5,820	163	7	5,990		
November .....	5,605	132	7	5,744		
December .....	5,577	106	7	5,690		

TABLE No. 5.—Number of Wage Earners, Including Piece-Workers Employed by Industries, 1914.—Aggregate by Months.—(Continued).

## LEATHER GOODS—TWENTY-THREE ESTABLISHMENTS.

Months.	Men 16 years and over.	Women 16 years and over.	Children under 16 years.	Total Number Employed.
January .....	700	332	24	1,056
February .....	709	330	26	1,065
March .....	705	334	23	1,062
April .....	690	327	25	1,042
May .....	691	340	22	1,053
June .....	683	335	15	1,033
July .....	684	346	15	1,045
August .....	677	355	12	1,044
September .....	691	353	12	1,056
October .....	707	358	10	1,075
November .....	694	363	9	1,066
December .....	697	331	9	1,037

## LIME AND CEMENT—NINE ESTABLISHMENTS.

Months.	Men 16 years and over.	Women 16 years and over.	Children under 16 years.	Total Number Employed.
January .....	1,146	20	1	1,167
February .....	1,186	22	1	1,209
March .....	1,394	24	1	1,419
April .....	1,464	27	1	1,492
May .....	1,514	30	1	1,545
June .....	1,756	28	1	1,785
July .....	1,677	24	1	1,702
August .....	1,701	26	1	1,728
September .....	1,703	26	1	1,730
October .....	1,672	24	1	1,697
November .....	1,583	28	1	1,612
December .....	1,168	28	1	1,197

## MACHINERY—ONE HUNDRED AND THIRTY-THREE ESTABLISHMENTS.

Months.	Men 16 years and over.	Women 16 years and over.	Children under 16 years.	Total Number Employed.
January .....	19,714	561	30	20,305
February .....	19,349	562	30	19,941
March .....	19,108	560	30	19,698
April .....	19,117	561	31	19,709
May .....	18,604	554	33	19,191
June .....	18,453	551	21	19,025
July .....	18,208	559	18	18,785
August .....	17,653	563	13	18,229
September .....	15,765	538	13	16,316
October .....	15,077	504	9	15,590
November .....	14,562	502	7	15,071
December .....	14,580	477	6	15,063

TABLE No. 5.—Number of Wage Earners, Including Piece-Workers Employed by Industries, 1914.—Aggregate by Months.—(Continued).

## MATTRESSES AND BEDDING—EIGHT ESTABLISHMENTS.

Months.	Men 16 years and over.	Women 16 years and over.	Children under 16 years.	Total Number Employed.
January .....	544	50	2	596
February .....	546	53	2	601
March .....	573	46	2	621
April .....	638	46	2	686
May .....	607	45	3	655
June .....	582	46	3	631
July .....	581	45	4	630
August .....	562	43	2	607
September .....	602	47	4	653
October .....	595	47	3	645
November .....	569	48	8	625
December .....	535	48	1	584

## METAL GOODS—NINETY ESTABLISHMENTS.

Months.	Men 16 years and over.	Women 16 years and over.	Children under 16 years.	Total Number Employed.
January .....	6,525	1,791	80	8,396
February .....	6,551	1,779	76	8,406
March .....	6,908	1,780	109	8,797
April .....	7,137	1,785	103	9,025
May .....	7,322	1,786	100	9,208
June .....	7,021	1,817	98	8,936
July .....	7,011	1,873	72	8,956
August .....	6,791	1,858	62	8,711
September .....	6,774	1,854	56	8,684
October .....	6,780	1,908	53	8,736
November .....	6,504	1,850	54	8,408
December .....	6,445	1,789	56	8,290

## METAL NOVELTIES—TWENTY-SEVEN ESTABLISHMENTS.

Months.	Men 16 years and over.	Women 16 years and over.	Children under 16 years.	Total Number Employed.
January .....	1,230	342	33	1,605
February .....	1,335	358	38	1,731
March .....	1,381	354	37	1,772
April .....	1,307	339	42	1,688
May .....	1,282	336	40	1,658
June .....	1,370	329	41	1,740
July .....	1,257	328	42	1,627
August .....	1,278	323	37	1,638
September .....	1,398	360	36	1,794
October .....	1,456	375	35	1,866
November .....	1,386	385	35	1,786
December .....	1,256	343	33	1,632

TABLE No. 5.—Number of Wage Earners, Including Piece-Workers Employed by Industries, 1914.—Aggregate by Months.—(Continued).

## MINING AND SMELTING IRON ORE—SEVEN ESTABLISHMENTS.

Months.	Men	Women	Children	Total
	16 years and over.	16 years and over.	under 16 years.	Number Employed.
January .....	1,555	.....	.....	1,555
February .....	1,487	.....	.....	1,487
March .....	1,466	.....	.....	1,466
April .....	1,417	.....	.....	1,417
May .....	1,418	.....	.....	1,418
June .....	1,417	.....	.....	1,417
July .....	1,435	.....	.....	1,435
August .....	1,346	.....	.....	1,346
September .....	1,369	.....	.....	1,369
October .....	1,316	.....	.....	1,316
November .....	1,319	.....	.....	1,319
December .....	1,308	.....	.....	1,308

## MOTOR VEHICLES AND PARTS—TWENTY ESTABLISHMENTS.

Months.	Men	Women	Children	Total
	16 years and over.	16 years and over.	under 16 years.	Number Employed.
January .....	2,336	118	2	2,456
February .....	2,401	119	2	2,522
March .....	2,448	114	2	2,564
April .....	2,392	89	2	2,483
May .....	2,259	85	2	2,346
June .....	2,060	77	2	2,139
July .....	2,022	68	2	2,092
August .....	1,827	69	2	1,898
September .....	1,792	71	2	1,865
October .....	1,994	87	2	2,083
November .....	2,189	99	2	2,290
December .....	2,287	126	2	2,414

## MUSICAL INSTRUMENTS—TWENTY-FOUR ESTABLISHMENTS.

Months.	Men	Women	Children	Total
	16 years and over.	16 years and over.	under 16 years.	Number Employed.
January .....	1,991	497	17	2,505
February .....	2,045	502	17	2,565
March .....	2,029	489	15	2,533
April .....	1,999	481	13	2,493
May .....	1,926	468	13	2,407
June .....	1,779	408	13	2,200
July .....	1,802	455	13	2,270
August .....	1,806	463	13	2,282
September .....	1,809	458	13	2,280
October .....	1,737	490	14	2,241
November .....	1,788	452	13	2,253
December .....	1,823	438	17	2,283

TABLE No. 5.—Number of Wage Earners, Including Piece-Workers Employed by Industries, 1914.—Aggregate by Months.—(Continued).

## OILCLOTH AND LINOLEUM—TEN ESTABLISHMENTS.

Months.	Men	Women	Children	Total
	16 years and over.	16 years and over.	under 16 years.	Number Employed.
January .....	2,272	22	27	2,321
February .....	2,272	22	27	2,321
March .....	2,239	22	27	2,288
April .....	2,202	21	27	2,250
May .....	2,170	20	27	2,217
June .....	2,174	22	25	2,221
July .....	2,128	22	25	2,175
August .....	2,104	22	25	2,151
September .....	2,082	22	26	2,130
October .....	2,062	22	26	2,110
November .....	2,060	22	26	2,108
December .....	2,060	22	27	2,109

## OILS—TWENTY-THREE ESTABLISHMENTS.

Months.	Men	Women	Children	Total
	16 years and over.	16 years and over.	under 16 years.	Number Employed.
January .....	6,665	23	12	6,700
February .....	6,630	23	11	6,664
March .....	6,609	23	9	6,641
April .....	6,611	23	9	6,643
May .....	6,662	23	12	6,697
June .....	6,693	23	11	6,727
July .....	6,774	23	7	6,804
August .....	6,456	24	11	6,491
September .....	6,738	24	15	6,827
October .....	6,711	24	15	6,750
November .....	6,269	24	13	6,306
December .....	5,935	24	11	5,970

## PAINTS—EIGHTEEN ESTABLISHMENTS.

Months.	Men	Women	Children	Total
	16 years and over.	16 years and over.	under 16 years.	Number Employed.
January .....	1,234	99	17	1,400
February .....	1,298	102	17	1,417
March .....	1,314	109	19	1,442
April .....	1,326	110	20	1,456
May .....	1,324	107	21	1,452
June .....	1,235	109	21	1,415
July .....	1,266	109	22	1,396
August .....	1,250	106	22	1,378
September .....	1,282	101	21	1,404
October .....	1,228	103	21	1,352
November .....	1,275	98	18	1,391
December .....	1,265	97	18	1,380

TABLE No. 5.—Number of Wage Earners, Including Piece-Workers Employed by Industries, 1914.—Aggregate by Months.—(Continued).

## PAPER—FIFTY-THREE ESTABLISHMENTS.

Months.	Men	Women	Children	Total Number Employed.
	16 years and over.	16 years and over.	under 16 years.	
January .....	4,007	400	28	4,435
February .....	3,993	388	26	4,407
March .....	3,939	376	57	4,372
April .....	3,877	348	44	4,269
May .....	3,500	343	37	4,180
June .....	3,849	337	43	4,229
July .....	3,803	355	45	4,203
August .....	3,698	331	27	4,056
September .....	3,867	378	43	4,288
October .....	3,948	392	37	4,377
November .....	3,908	408	31	4,347
December .....	3,911	388	30	4,329

## POTTERY—FIFTY-THREE ESTABLISHMENTS.

Months.	Men	Women	Children	Total Number Employed.
	16 years and over.	16 years and over.	under 16 years.	
January .....	4,980	827	41	5,848
February .....	5,101	800	42	5,943
March .....	5,140	827	45	6,012
April .....	5,211	817	46	6,074
May .....	5,126	820	46	5,992
June .....	5,096	817	49	5,962
July .....	5,094	807	45	5,946
August .....	5,113	810	40	5,963
September .....	5,078	820	37	5,935
October .....	5,194	842	41	6,077
November .....	5,014	841	40	5,895
December .....	4,835	804	39	5,678

## PRINTING AND BOOKBINDING—TWENTY ESTABLISHMENTS.

Months.	Men	Women	Children	Total Number Employed
	16 years and over.	16 years and over.	under 16 years.	
January .....	1,271	556	7	1,834
February .....	1,376	466	8	1,850
March .....	1,339	460	8	1,807
April .....	1,248	412	7	1,667
May .....	1,302	415	7	1,724
June .....	1,321	505	7	1,833
July .....	1,302	472	8	1,782
August .....	1,190	462	8	1,669
September .....	1,198	428	8	1,632
October .....	1,310	514	6	1,830
November .....	1,297	502	6	1,805
December .....	1,124	447	6	1,577

TABLE No. 5.—Number of Wage Earners, Including Piece-Workers Employed by Industries, 1914.—Aggregate by Months.—(Continued).

## QUARRYING STONE—TWENTY-ONE ESTABLISHMENTS.

Months.	Men 16 years and over.	Women 16 years and over.	Children under 16 years.	Total Number Employed.
January .....	1,082	.....	.....	1,082
February .....	976	.....	.....	976
March .....	1,041	.....	.....	1,041
April .....	1,366	.....	.....	1,366
May .....	1,288	.....	.....	1,288
June .....	1,313	.....	.....	1,313
July .....	1,396	.....	.....	1,396
August .....	1,415	.....	.....	1,415
September .....	1,401	.....	.....	1,401
October .....	1,311	.....	.....	1,311
November .....	1,194	.....	.....	1,194
December .....	1,008	.....	.....	1,008

## ROOFING (METAL AND TAR)—EIGHT ESTABLISHMENTS.

Months.	Men 16 years and over.	Women 16 years and over.	Children under 16 years.	Total Number Employed.
January .....	524	17	2	543
February .....	508	14	2	524
March .....	493	13	2	508
April .....	498	17	.....	515
May .....	539	16	1	556
June .....	532	15	1	548
July .....	519	16	.....	535
August .....	555	15	2	572
September .....	543	14	2	559
October .....	526	14	.....	540
November .....	517	14	1	532
December .....	506	14	.....	520

## RUBBER GOODS (HARD AND SOFT)—FIFTY-EIGHT ESTABLISHMENTS.

Months.	Men 16 years and over.	Women 16 years and over.	Children under 16 years.	Total Number Employed.
January .....	7,756	1,268	117	9,141
February .....	8,031	1,341	128	9,500
March .....	8,235	1,361	126	9,722
April .....	8,491	1,338	126	9,955
May .....	8,302	1,353	134	10,289
June .....	8,811	1,338	142	10,291
July .....	8,465	1,286	138	9,889
August .....	8,054	1,212	135	9,401
September .....	7,985	1,227	122	9,334
October .....	7,956	1,261	126	9,373
November .....	7,792	1,260	128	9,180
December .....	7,783	1,260	130	9,173

TABLE No. 5.—Number of Wage Earners, Including Piece-Workers Employed by Industries, 1914.—Aggregate by Months.—(Continued).

## SADDLES AND HARNESS—THREE ESTABLISHMENTS.

Months.	Men 16 years and over.	Women 16 years and over.	Children under 16 years.	Total Number Employed.
January .....	19	7	.....	26
February .....	18	7	.....	25
March .....	18	7	.....	25
April .....	17	7	.....	24
May .....	18	7	.....	25
June .....	18	7	.....	25
July .....	16	7	.....	23
August .....	16	7	.....	23
September .....	17	7	.....	24
October .....	17	7	.....	24
November .....	19	7	.....	26
December .....	17	7	.....	24

## SADDLERY AND HARNESS HARDWARE—NINE ESTABLISHMENTS.

Months.	Men 16 years and over.	Women 16 years and over.	Children under 16 years.	Total Number Employed.
January .....	676	155	11	842
February .....	670	153	11	834
March .....	658	154	11	823
April .....	648	148	11	807
May .....	643	148	11	802
June .....	643	156	11	810
July .....	635	160	11	806
August .....	633	160	11	804
September .....	635	162	11	808
October .....	673	177	11	861
November .....	665	181	11	857
December .....	699	161	11	871

## SASH, BLINDS AND DOORS—TWENTY-NINE ESTABLISHMENTS.

Months.	Men 16 years and over.	Women 16 years and over.	Children under 16 years.	Total Number Employed.
January .....	943	13	.....	951
February .....	869	13	.....	882
March .....	857	14	.....	871
April .....	821	14	.....	835
May .....	835	14	.....	849
June .....	827	13	.....	840
July .....	835	13	.....	848
August .....	843	13	.....	856
September .....	825	13	.....	838
October .....	824	13	.....	837
November .....	802	13	.....	815
December .....	798	13	.....	811

TABLE No. 5.—Number of Wage Earners, Including Piece-Workers Employed by Industries, 1914.—Aggregate by Months.—(Continued).

## SCIENTIFIC INSTRUMENTS—TWENTY-SIX ESTABLISHMENTS.

Months.	Men	Women	Children	Total
	16 years and over.	16 years and over.	under 16 years.	Number Employed.
January .....	8,177	1,138	23	9,338
February .....	8,228	1,161	22	9,411
March .....	8,239	1,136	24	9,399
April .....	8,256	1,101	27	9,384
May .....	8,677	1,147	28	9,852
June .....	8,533	1,130	27	9,690
July .....	8,842	1,142	29	10,013
August .....	9,019	1,147	27	10,193
September .....	8,132	1,065	24	9,221
October .....	7,827	1,083	18	8,928
November .....	8,526	1,116	14	9,656
December .....	8,674	1,145	14	9,833

## SHIPBUILDING—NINETEEN ESTABLISHMENTS.

Months.	Men	Women	Children	Total
	16 years and over.	16 years and over.	under 16 years.	Number Employed.
January .....	5,938	.....	.....	5,938
February .....	5,938	.....	.....	5,938
March .....	5,959	.....	.....	5,959
April .....	6,274	.....	.....	6,274
May .....	6,302	.....	.....	6,302
June .....	6,450	.....	.....	6,450
July .....	6,352	.....	.....	6,352
August .....	5,889	.....	.....	5,889
September .....	5,700	.....	.....	5,700
October .....	5,830	.....	.....	5,830
November .....	5,712	.....	.....	5,712
December .....	5,819	.....	.....	5,819

## SHIRTS—TWENTY-NINE ESTABLISHMENTS.

Months.	Men	Women	Children	Total
	16 years and over.	16 years and over.	under 16 years.	Number Employed.
January .....	659	3,058	170	3,887
February .....	685	2,987	162	3,834
March .....	675	3,098	162	3,935
April .....	674	3,020	154	3,848
May .....	685	2,987	162	3,834
June .....	684	2,955	160	3,799
July .....	670	2,908	177	3,755
August .....	658	2,844	188	3,690
September .....	678	2,878	181	3,732
October .....	677	2,917	169	3,763
November .....	659	2,938	167	3,759
December .....	677	2,987	170	3,834

TABLE No. 5.—Number of Wage Earners, Including Piece-Workers Employed by Industries, 1914.—Aggregate by Months.—(Continued).

## SHIRT WAISTS (WOMEN'S)—FOUR ESTABLISHMENTS.

Months.	Men	Women	Children	Total
	16 years and over.	16 years and over.	under 16 years.	Number Employed.
January .....	1	472	12	485
February .....	1	457	13	471
March .....	1	469	15	485
April .....	3	517	13	533
May .....	3	495	5	503
June .....	3	481	8	492
July .....	3	401	6	410
August .....	3	517	4	524
September .....	3	531	5	539
October .....	3	506	7	516
November .....	1	403	6	410
December .....	1	382	5	388

## SHOES—TWENTY-NINE ESTABLISHMENTS.

Months.	Men	Women	Children	Total
	16 years and over.	16 years and over.	under 16 years.	Number Employed.
January .....	2,421	1,474	56	3,951
February .....	2,440	1,497	57	3,994
March .....	2,201	1,308	52	3,561
April .....	2,319	1,342	51	3,712
May .....	2,314	1,362	53	3,729
June .....	2,236	1,386	60	3,682
July .....	2,250	1,415	61	3,726
August .....	2,288	1,430	58	3,776
September .....	2,258	1,340	51	3,649
October .....	2,232	1,330	46	3,608
November .....	2,213	1,301	44	3,563
December .....	2,263	1,243	41	3,647

## SILK (BROAD AND RIBBON)—ONE HUNDRED AND NINETY-ONE ESTABLISHMENTS.

Months.	Men	Women	Children	Total
	16 years and over.	16 years and over.	under 16 years.	Number Employed.
January .....	11,064	11,976	493	23,533
February .....	11,252	12,155	487	23,894
March .....	11,368	12,324	501	24,193
April .....	11,304	12,309	498	24,111
May .....	11,248	12,140	512	23,900
June .....	10,878	11,975	481	23,334
July .....	10,651	11,683	422	22,756
August .....	10,636	11,653	408	22,697
September .....	10,487	11,418	397	22,302
October .....	10,267	11,185	391	21,833
November .....	9,754	10,669	358	20,781
December .....	9,660	10,527	355	20,542

TABLE No. 5.—Number of Wage Earners, Including Piece-Workers Employed by Industries, 1914.—Aggregate by Months.—(Continued).

## SILK DYEING—TWENTY-SIX ESTABLISHMENTS.

Months.	Men 16 years and over.	Women 16 years and over.	Children under 16 years.	Total Number Employed.
January .....	5,280	1,049	39	6,368
February .....	5,491	1,050	38	6,579
March .....	5,723	1,064	44	6,821
April .....	6,778	1,033	45	6,856
May .....	5,584	1,003	43	6,630
June .....	5,401	928	40	6,369
July .....	5,392	900	38	6,330
August .....	5,314	884	37	6,235
September .....	5,538	852	34	6,424
October .....	5,114	822	33	5,969
November .....	4,951	747	31	5,729
December .....	4,950	698	30	5,678

## SILK THROWING—THIRTY-TWO ESTABLISHMENTS.

Months.	Men 16 years and over.	Women 16 years and over.	Children under 16 years.	Total Number Employed.
January .....	645	978	68	1,691
February .....	634	1,006	77	1,717
March .....	646	1,008	76	1,730
April .....	621	991	84	1,696
May .....	633	998	82	1,713
June .....	630	1,014	94	1,738
July .....	631	990	83	1,704
August .....	630	946	70	1,646
September .....	602	892	71	1,565
October .....	584	865	67	1,516
November .....	508	753	68	1,329
December .....	494	695	63	1,252

## SILK MILL SUPPLIES—SEVENTEEN ESTABLISHMENTS.

Months.	Men 16 years and over.	Women 16 years and over.	Children under 16 years.	Total Number Employed.
January .....	680	183	20	883
February .....	696	175	21	892
March .....	679	187	31	897
April .....	685	194	31	910
May .....	686	196	32	914
June .....	681	196	34	911
July .....	684	175	37	896
August .....	666	196	31	893
September .....	657	185	29	871
October .....	656	164	27	847
November .....	632	157	23	812
December .....	630	155	24	809

TABLE No. 5.—Number of Wage Earners, Including Piece-Workers Employed by Industries, 1914.—Aggregate by Months.—(Continued).

## SILVER GOODS—TWENTY-FOUR ESTABLISHMENTS.

Months.	Men 16 years and over.	Women 16 years and over.	Children under 16 years.	Total Number Employed.
January .....	1,015	283	18	1,316
February .....	994	274	18	1,286
March .....	978	267	16	1,261
April .....	946	253	13	1,212
May .....	944	239	14	1,197
June .....	926	237	12	1,175
July .....	912	237	16	1,165
August .....	949	229	18	1,196
September .....	956	241	18	1,215
October .....	1,024	242	21	1,287
November .....	1,046	248	21	1,315
December .....	994	257	24	1,275

## SMELTING AND REFINING (GOLD, SILVER, COPPER, ETC.)—TWELVE ESTABLISHMENTS.

Months	Men 16 years and over.	Women 16 years and over.	Children under 16 years.	Total Number Employed.
January .....	5,128	5	1	5,134
February .....	4,997	5	1	5,003
March .....	5,101	5	1	5,107
April .....	5,131	6	1	5,138
May .....	5,080	6	1	5,087
June .....	5,075	6	1	5,082
July .....	4,932	5	1	4,938
August .....	4,291	5	1	4,297
September .....	3,742	6	1	3,749
October .....	4,018	7	1	4,026
November .....	4,101	7	1	4,109
December .....	4,302	7	1	4,310

## SOAP AND TALLOW—SIXTEEN ESTABLISHMENTS.

Months.	Men 16 years and over.	Women 16 years and over.	Children under 16 years.	Total Number Employed.
January .....	2,100	573	17	2,690
February .....	2,135	577	14	2,726
March .....	2,105	587	13	2,705
April .....	2,061	534	10	2,605
May .....	2,040	518	9	2,630
June .....	1,987	592	7	2,586
July .....	2,012	560	5	2,577
August .....	1,952	548	3	2,503
September .....	2,051	612	3	2,666
October .....	2,013	619	3	2,635
November .....	1,983	582	4	2,569
December .....	1,935	523	3	2,466

TABLE No. 5.—Number of Wage Earners, Including Piece-Workers Employed by Industries, 1914.—Aggregate by Months.—(Continued).

## STEEL AND IRON (BAR)—EIGHT ESTABLISHMENTS.

Months.	Men	Women	Children	Total
	16 years and over.	16 years and over.	under 16 years.	Number Employed.
January .....	1,216	74	2	1,292
February .....	1,228	88	2	1,318
March .....	1,237	83	2	1,322
April .....	1,275	82	2	1,359
May .....	1,302	30	2	1,334
June .....	1,103	77	2	1,187
July .....	1,157	73	2	1,232
August .....	1,119	74	2	1,195
September .....	1,329	70	2	1,401
October .....	1,285	64	2	1,351
November .....	1,243	65	2	1,310
December .....	1,218	62	2	1,282

## STEEL AND IRON (FORGING)—THIRTEEN ESTABLISHMENTS.

Months.	Men	Women	Children	Total
	16 years and over.	15 years and over.	under 16 years.	Number Employed.
January .....	2,201	7	.....	2,208
February .....	2,213	7	.....	2,220
March .....	2,199	7	.....	2,206
April .....	2,236	7	.....	2,243
May .....	2,255	7	.....	2,262
June .....	2,266	7	.....	2,273
July .....	2,212	7	.....	2,219
August .....	2,247	7	.....	2,254
September .....	2,209	7	.....	2,216
October .....	2,239	7	.....	2,246
November .....	2,171	7	.....	2,178
December .....	2,178	7	.....	2,185

## STEEL AND IRON (STRUCTURAL)—THIRTY-THREE ESTABLISHMENTS.

Months.	Men	Women	Children	Total
	16 years and over.	16 years and over.	under 16 years.	Number Employed.
January .....	3,649	9	1	3,659
February .....	3,676	9	1	3,686
March .....	3,608	9	1	3,618
April .....	3,779	9	1	3,789
May .....	3,901	9	1	3,911
June .....	3,586	9	2	3,597
July .....	3,707	9	2	3,718
August .....	3,627	9	2	3,638
September .....	3,299	9	2	3,310
October .....	3,241	9	1	3,251
November .....	3,102	9	1	3,112
December .....	3,063	9	1	3,073

TABLE No. 5.—Number of Wage Earners, Including Piece-Workers Employed by Industries, 1914.—Aggregate by Months.—(Continued).

## TEXTILE PRODUCTS—TWELVE ESTABLISHMENTS.

Months.	Men 16 years and over.	Women 16 years and over.	Children under 16 years.	Total Number Employed.
January .....	982	512	57	1,551
February .....	982	517	55	1,554
March .....	1,042	524	51	1,617
April .....	993	534	45	1,577
May .....	968	521	38	1,527
June .....	954	541	33	1,528
July .....	944	533	15	1,492
August .....	933	523	14	1,470
September .....	935	488	13	1,436
October .....	897	479	14	1,390
November .....	902	485	14	1,401
December .....	905	481	12	1,398

## THREAD—EIGHT ESTABLISHMENTS.

Months.	Men 16 years and over.	Women 16 years and over.	Children under 16 years.	Total Number Employed.
January .....	1,929	3,626	490	6,045
February .....	1,922	3,623	493	6,038
March .....	1,924	3,643	471	6,038
April .....	1,914	3,662	468	6,044
May .....	1,894	3,623	449	5,966
June .....	1,866	3,572	408	5,846
July .....	1,858	3,571	372	5,801
August .....	1,869	3,625	370	5,864
September .....	1,876	3,663	359	5,898
October .....	1,890	3,620	487	5,997
November .....	1,877	3,681	500	6,058
December .....	1,865	3,705	493	6,063

## TRUNKS AND TRAVELING BAGS—TWELVE ESTABLISHMENTS.

Months.	Men 16 years and over.	Women 16 years and over.	Children under 16 years.	Total Number Employed.
January .....	396	28	1	425
February .....	434	29	1	464
March .....	445	30	1	476
April .....	444	29	1	474
May .....	444	29	1	474
June .....	437	29	1	467
July .....	433	39	1	473
August .....	427	40	1	468
September .....	444	40	1	485
October .....	463	39	1	503
November .....	429	49	1	479
December .....	396	48	1	445

TABLE No. 5.—Number of Wage Earners, Including Piece-Workers Employed by Industries, 1914.—Aggregate by Months.—(Continued).

## TRUNK AND BAG HARDWARE—EIGHT ESTABLISHMENTS.

Months.	Men 16 years and over.	Women 16 years and over.	Children under 16 years.	Total Number Employed.
January .....	967	300	34	1,301
February .....	967	306	31	1,304
March .....	960	309	29	1,298
April .....	945	303	30	1,278
May .....	951	295	30	1,276
June .....	963	317	29	1,309
July .....	933	293	24	1,260
August .....	951	325	31	1,337
September .....	1,119	333	46	1,498
October .....	1,124	348	40	1,512
November .....	1,074	319	35	1,428
December .....	939	315	31	1,285

## TYPEWRITERS AND SUPPLIES—SEVEN ESTABLISHMENTS.

Months.	Men 16 years and over.	Women 16 years and over.	Children under 16 years.	Total Number Employed.
January .....	214	45	.....	259
February .....	222	48	.....	270
March .....	222	49	.....	271
April .....	210	49	.....	259
May .....	205	34	.....	239
June .....	203	34	.....	237
July .....	196	38	.....	234
August .....	159	35	.....	194
September .....	157	33	.....	195
October .....	143	34	.....	182
November .....	151	36	.....	187
December .....	150	36	.....	186

## UNDERWEAR (WOMEN'S AND CHILDREN'S)—TWENTY-EIGHT ESTABLISHMENTS.

Months.	Men 16 years and over.	Women 16 years and over.	Children under 16 years.	Total Number Employed.
January .....	197	2,404	23	2,624
February .....	208	2,502	23	2,733
March .....	213	2,546	24	2,783
April .....	214	2,619	24	2,857
May .....	220	2,582	24	2,826
June .....	215	2,493	23	2,731
July .....	218	2,420	25	2,663
August .....	220	2,395	25	2,640
September .....	225	2,430	27	2,682
October .....	216	2,437	27	2,730
November .....	205	2,471	27	2,703
December .....	197	2,357	24	2,578

TABLE No. 5.—Number of Wage Earners, Including Piece-Workers Employed by Industries, 1914.—Aggregate by Months.—(Continued).

## VARNISHES—TWENTY ESTABLISHMENTS.

Months.	Men 16 years and over.	Women 16 years and over.	Children under 16 years.	Total Number Employed.
January .....	364	19	.....	383
February .....	363	19	.....	382
March .....	359	20	.....	379
April .....	369	20	.....	389
May .....	370	20	.....	390
June .....	365	20	.....	385
July .....	366	20	.....	386
August .....	371	19	.....	390
September .....	370	19	.....	389
October .....	362	19	.....	381
November .....	354	19	.....	373
December .....	367	19	.....	386

## WATCHES, CASES AND MATERIAL—TWELVE ESTABLISHMENTS.

Months.	Men 16 years and over.	Women 16 years and over.	Children under 16 years.	Total Number Employed.
January .....	1,761	813	63	2,637
February .....	1,805	815	61	2,681
March .....	1,849	828	58	2,735
April .....	1,889	856	58	2,803
May .....	1,873	891	52	2,816
June .....	1,840	869	49	2,758
July .....	1,641	801	9	2,451
August .....	1,558	745	8	2,311
September .....	1,612	769	5	2,386
October .....	1,593	764	6	2,363
November .....	1,606	759	6	2,371
December .....	1,586	746	7	2,339

## WINDOW SHADES—FOUR ESTABLISHMENTS.

Months.	Men 16 years and over.	Women 16 years and over.	Children under 16 years.	Total Number Employed.
January .....	81	7	.....	88
February .....	81	7	.....	88
March .....	85	8	.....	93
April .....	90	10	.....	100
May .....	87	11	.....	98
June .....	93	12	.....	105
July .....	79	11	.....	90
August .....	78	9	.....	87
September .....	80	7	.....	87
October .....	83	3	.....	86
November .....	82	7	.....	89
December .....	81	7	.....	88

TABLE No. 5.—Number of Wage Earners, Including Piece-Workers Employed by Industries, 1914.—Aggregate by Months.—(Continued).

## WOODEN GOODS—FORTY-ONE ESTABLISHMENTS.

Months.	Men	Women	Children	Total
	16 years and over.	16 years and over.	under 16 years.	Number Employed.
January .....	1,870	41	14	1,925
February .....	1,856	38	15	1,909
March .....	1,890	33	14	1,942
April .....	2,001	38	13	2,052
May .....	1,936	47	15	1,998
June .....	1,875	39	15	1,929
July .....	1,869	50	15	1,934
August .....	1,855	53	18	1,926
September .....	1,895	55	18	1,968
October .....	1,874	49	15	1,938
November .....	1,885	57	16	1,958
December .....	1,855	54	10	1,919

## WOOLEN AND WORSTED GOODS—TWENTY-NINE ESTABLISHMENTS.

Months.	Men	Women	Children	Total
	16 years and over.	16 years and over.	under 16 years.	Number Employed.
January .....	6,874	7,996	573	15,443
February .....	7,143	8,277	581	16,001
March .....	7,226	8,604	587	16,417
April .....	7,335	8,300	592	16,227
May .....	7,487	8,442	588	16,517
June .....	7,527	8,409	554	16,490
July .....	7,536	8,435	855	16,326
August .....	7,645	8,202	313	16,160
September .....	7,661	8,550	298	16,509
October .....	7,935	8,749	306	16,990
November .....	7,767	8,360	301	16,428
December .....	7,485	8,151	303	15,939

## UNCLASSIFIED—ONE HUNDRED AND FIFTEEN ESTABLISHMENTS.

Months.	Men	Women	Children	Total
	16 years and over.	16 years and over.	under 16 years.	Number Employed.
January .....	6,982	1,439	54	8,475
February .....	7,189	1,467	54	8,710
March .....	7,679	1,507	51	9,237
April .....	7,674	1,572	55	9,301
May .....	7,821	1,520	55	9,396
June .....	7,838	1,423	53	9,314
July .....	7,940	1,469	60	9,469
August .....	7,932	1,517	64	9,513
September .....	7,668	1,569	61	9,298
October .....	7,452	1,472	53	8,977
November .....	7,280	1,314	52	8,646
December .....	6,867	1,266	47	8,180

**TABLE No. 5.—Number of Wage Earners, Including Piece-Workers Employed by Industries, 1914.—Aggregate by Months.—(Continued).**

ALL INDUSTRIES—TWO THOUSAND SIX HUNDRED AND TWENTY-FOUR ESTABLISHMENTS.

Months.	Men 16 years and over.	Women 16 years and over.	Children under 16 years.	Total Number Employed.
January .....	236,043	88,651	5,239	329,933
February .....	237,633	89,734	5,295	332,662
March .....	240,249	90,848	5,365	336,462
April .....	242,169	89,905	5,291	337,365
May .....	241,529	88,987	5,243	335,759
June .....	237,965	87,525	5,148	330,638
July .....	234,343	86,115	4,381	324,839
August .....	228,157	85,367	4,215	317,739
September .....	227,028	87,288	4,228	318,544
October .....	227,383	87,973	4,336	319,692
November .....	323,936	85,731	4,233	313,900
December .....	222,289	83,820	4,102	310,211

TABLE No. 6.—Amount Paid in Wages, by Industries.—Average Yearly Earnings per Employee, 1914.

Office Number.	INDUSTRIES.	Number of Establishments Considered.	Total Amount Paid in Wages or Earnings.	Average Yearly Earnings per Employee.
1	Agricultural machinery and implements.....	7	\$328,379	\$716 98
2	Artisans' tools .....	41	1,514,772	626 20
3	Art tile .....	12	478,605	485 40
4	Bollers, tanks, etc.....	15	1,152,123	700 80
5	Boxes (paper) .....	44	779,459	376 91
6	Boxes (wood) .....	13	438,427	522 38
7	Brewing (lager beer, ale and porter).....	35	2,440,092	962 94
8	Brick and terra cotta .....	74	3,729,288	539 85
9	Brushes .....	16	190,513	461 29
10	Buttons (ivory) .....	11	364,140	531 59
11	Buttons (metal) .....	11	478,453	526 93
12	Buttons (pearl) .....	26	369,563	479 33
13	Carpets and rugs .....	5	480,660	487 49
14	Carriages and wagons .....	27	384,164	671 62
15	Chemical products .....	89	5,729,531	583 22
16	Cigars and tobacco .....	43	5,128,245	328 48
17	Clothing .....	21	755,357	465 12
18	Confectionery .....	15	363,038	370 07
19	Corks and cork specialties .....	5	322,778	542 48
20	Cornices and skylights .....	25	449,593	827 98
21	Corsets and corset waists .....	10	1,040,126	375 09
22	Cotton goods .....	41	2,945,674	405 18
23	Cotton goods (finishing and dyeing).....	17	1,461,409	490 57
24	Cutlery .....	12	557,721	461 69
25	Drawn wire and wire cloth.....	12	4,708,825	536 74
26	Electrical appliances .....	33	4,770,282	637 31
27	Embroideries .....	55	1,469,893	496 75
28	Fertilizers .....	12	535,592	608 32
29	Food products .....	34	2,284,603	522 91
30	Foundry (brass) .....	20	700,355	590 02
31	Foundry (iron) .....	58	5,081,655	613 43
32	Furnaces, ranges and heaters .....	13	1,982,151	842 39
33	Gas and electric light fixtures.....	15	248,345	660 07
34	Glass (cut tableware) .....	13	251,055	445 13
35	Glass mirrors .....	4	85,567	598 37
36	Glass (window and bottle) .....	19	3,782,266	616 10
37	Graphite products .....	6	941,053	436 08
38	Hats (fur and felt) .....	31	2,725,328	561 92
39	Hats (straw) .....	3	285,831	506 79
40	High explosives .....	10	1,855,865	671 20
41	Inks and mucilage .....	8	100,980	765 00
42	Jewelry .....	116	2,096,006	678 32
43	Knit goods .....	33	2,193,492	597 84
44	Lamps .....	11	2,660,213	449 44
45	Leather .....	82	3,741,545	597 21
46	Leather goods .....	23	500,411	475 22
47	Lime and cement .....	9	854,596	560 76
48	Machinery .....	133	12,216,391	675 80
49	Mattresses and bedding .....	8	378,675	602 99
50	Metal goods .....	90	4,632,759	531 71
51	Metal novelties .....	27	817,065	477 54
52	Mining and smelting iron ore.....	7	844,173	601 26
53	Motor vehicles and parts .....	20	1,447,455	639 90
54	Musical instruments .....	24	1,342,406	567 85
55	Oilcloth and kerosene .....	10	1,287,827	585 38
56	Oils .....	23	4,713,463	713 95
57	Paints .....	18	891,810	633 33
58	Paper .....	53	2,579,174	601 07
59	Pottery .....	53	4,034,048	679 68
60	Printing and bookbinding .....	20	1,202,021	636 48
61	Quarrying stone .....	21	1,017,492	825 22

TABLE No. 6.—Amount Paid in Wages, by Industries.—Average Yearly Earnings per Employee, 1914.—(Continued).

Office Number.	INDUSTRIES.	Number of Establishments Considered.	Total Amount Paid in Wages or Earnings.	Average Yearly Earnings per Employee.
62	Roofing metal and tar .....	8	\$363,086	\$674 88
63	Rubber goods (hard and soft).....	58	5,500,625	572 74
64	Saddles and harness .....	3	12,870	536 25
65	Saddlery and harness hardware.....	9	463,955	561 00
66	Sash, blinds and doors .....	29	569,600	667 76
67	Scientific instruments .....	26	6,273,909	655 17
68	Shipbuilding .....	19	4,714,375	783 90
69	Shirts .....	29	1,473,519	386 55
70	Shirt waists (women's) .....	4	134,779	280 79
71	Shoes .....	29	1,990,478	535 65
72	Silk (broad and ribbon).....	191	12,674,445	555 34
73	Silk dyeing .....	26	3,467,496	547 61
74	Silk throwing .....	32	623,224	387 53
75	Silk mill supplies .....	17	432,313	492 38
76	Silver goods .....	24	918,405	739 46
77	Smelting and refining (gold, silver, copper, etc.)	12	3,351,695	718 48
78	Soap and tallow .....	16	1,602,762	612 44
79	Steel and iron (bar).....	8	732,688	562 31
80	Steel and iron (forging).....	13	1,584,909	712 00
81	Steel and iron (structural).....	33	2,129,088	603 14
82	Textile products .....	12	665,378	445 07
83	Thread .....	8	2,442,953	409 14
84	Trunks and traveling bags.....	12	310,892	661 47
85	Trunk and bag hardware.....	8	702,490	524 25
86	Typewriters and supplies.....	7	154,585	684 00
87	Underwear (women's and children's).....	28	905,838	334 01
88	Varnishes .....	20	279,966	729 08
89	Watches, cases and material.....	12	1,475,501	577 72
90	Window shades .....	4	56,492	620 79
91	Wooden goods .....	41	1,194,077	612 34
92	Woolen and worsted goods.....	29	7,410,204	454 98
93	Unclassified .....	115	5,325,105	588 87
	All industries .....	2,624	\$183,530,980	\$563 61

TABLE No. 7.—Classified Weekly Earnings of Wage-Earners, by Industries, 1914.

## AGRICULTURAL MACHINERY AND IMPLEMENTS—SEVEN ESTABLISHMENTS.

Classification of Weekly Earnings.	Number of Persons Receiving Specified Amounts who are			Total Number Receiving Specified Amounts.
	Men 16 years and over.	Women 16 years and over.	Children under 16 years.	
Under \$3.....	.....	.....	.....	.....
\$3 but under \$4.....	.....	.....	.....	.....
4 " " 5.....	.....	.....	.....	.....
5 " " 6.....	4	.....	.....	4
6 " " 7.....	5	.....	1	6
7 " " 8.....	14	.....	.....	14
8 " " 9.....	13	.....	.....	13
9 " " 10.....	76	.....	.....	76
10 " " 12.....	187	.....	.....	187
12 " " 15.....	112	.....	.....	112
15 " " 20.....	97	.....	.....	97
20 " " 25.....	25	.....	.....	25
25 and over.....	3	.....	.....	3
Total .....	526	.....	1	527

## ARTISANS' TOOLS—FORTY-ONE ESTABLISHMENTS.

Classification of Weekly Earnings.	Number of Persons Receiving Specified Amounts who are			Total Number Receiving Specified Amounts.
	Men 16 years and over.	Women 16 years and over.	Children under 16 years.	
Under \$3.....	1	1	1	3
\$3 but under \$4.....	6	1	1	8
4 " " 5.....	33	6	6	45
5 " " 6.....	46	14	3	63
6 " " 7.....	67	20	5	92
7 " " 8.....	75	18	8	101
8 " " 9.....	110	26	2	138
9 " " 10.....	259	6	.....	265
10 " " 12.....	417	2	.....	419
12 " " 15.....	588	4	.....	592
15 " " 20.....	530	2	.....	532
20 " " 25.....	236	.....	.....	236
25 and over.....	111	.....	.....	111
Total .....	2,479	100	26	2,605

TABLE No. 7.—Classified Weekly Earnings of Wage-Earners, by Industries, 1914.—(Continued).

## ART TILE—TWELVE ESTABLISHMENTS.

Classification of Weekly Earnings.	Number of Persons Receiving Specified			Total Number Receiving Specified Amounts.
	Amounts who are			
	Men 16 years and over.	Women 16 years and over.	Children under 16 years.	
Under \$3.....	2	6	.....	8
\$3 but under \$4.....	5	8	4	17
4 " " 5.....	7	50	4	61
5 " " 6.....	29	142	13	184
6 " " 7.....	19	71	3	93
7 " " 8.....	14	34	.....	48
8 " " 9.....	59	13	.....	72
9 " " 10.....	142	4	.....	146
10 " " 12.....	150	10	.....	160
12 " " 15.....	119	1	.....	120
15 " " 20.....	136	.....	.....	136
20 " " 25.....	43	.....	.....	43
25 and over.....	15	.....	.....	15
Total .....	740	339	24	1,103

## BOILERS, TANKS, ETC—FIFTEEN ESTABLISHMENTS.

Classification of Weekly Earnings.	Number of Persons Receiving Specified			Total Number Receiving Specified Amounts.
	Amounts who are			
	Men 16 years and over.	Women 16 years and over.	Children under 16 years.	
Under \$3.....	9	.....	.....	9
\$3 but under \$4.....	6	.....	.....	6
4 " " 5.....	6	.....	1	7
5 " " 6.....	4	7	1	12
6 " " 7.....	25	14	.....	39
7 " " 8.....	35	2	.....	37
8 " " 9.....	53	.....	.....	53
9 " " 10.....	116	.....	.....	116
10 " " 12.....	349	2	.....	351
12 " " 15.....	475	1	.....	476
15 " " 20.....	525	1	.....	526
20 " " 25.....	244	.....	.....	244
25 and over.....	58	.....	.....	58
Total .....	1,905	27	2	1,934

TABLE No. 7.—Classified Weekly Earnings of Wage-Earners, by Industries, 1914.—(Continued).

BOXES (PAPER)—FORTY-FOUR ESTABLISHMENTS.

Classification of Weekly Earnings.	Number of Persons Receiving Specified Amounts who are			Total Number Receiving Specified Amounts.
	Men 16 years and over.	Women 16 years and over.	Children under 16 years.	
Under \$3.....	....	25	2	27
\$3 but under \$4.....	20	116	6	142
4 " " 5.....	35	214	34	283
5 " " 6.....	38	261	6	305
6 " " 7.....	51	240	1	292
7 " " 8.....	55	206	....	261
8 " " 9.....	68	151	....	219
9 " " 10.....	69	108	....	177
10 " " 12.....	88	98	....	186
12 " " 15.....	128	50	....	178
15 " " 20.....	117	19	....	136
20 " " 25.....	28	....	....	28
25 and over.....	18	....	....	18
Total .....	715	1,488	49	2,252

BOXES (WOOD)—THIRTEEN ESTABLISHMENTS.

Classification of Weekly Earnings.	Number of Persons Receiving Specified Amounts who are			Total Number Receiving Specified Amounts.
	Men 16 years and over.	Women 16 years and over.	Children under 16 years.	
Under \$3.....	....	....	....	....
\$3 but under \$4.....	4	....	....	4
4 " " 5.....	30	9	6	45
5 " " 6.....	29	1	2	32
6 " " 7.....	59	5	3	67
7 " " 8.....	32	13	3	48
8 " " 9.....	56	20	1	77
9 " " 10.....	136	19	....	155
10 " " 12.....	158	22	....	180
12 " " 15.....	173	26	....	199
15 " " 20.....	195	1	....	196
20 " " 25.....	30	....	....	30
25 and over.....	17	....	....	17
Total .....	919	116	15	1,050

TABLE No. 7.—Classified Weekly Earnings of Wage-Earners, by Industries, 1914.—(Continued).

## BREWING (LAGER BEER, ALE AND PORTER)—THIRTY-FIVE ESTABLISHMENTS.

Classification of Weekly Earnings.	Number of Persons Receiving Specified Amounts who are			Total Receiving Specified Amounts.
	Men 16 years and over.	Women 16 years and over.	Children under 16 years.	
Under \$3.....	2	....	....	2
\$3 but under \$4.....	3	....	....	3
4 " " 5.....	10	....	....	10
5 " " 6.....	14	....	....	14
6 " " 7.....	23	....	....	23
7 " " 8.....	16	....	....	16
8 " " 9.....	9	....	....	9
9 " " 10.....	24	....	....	24
10 " " 12.....	48	....	....	48
12 " " 15.....	279	....	....	279
15 " " 20.....	1,613	....	....	1,613
20 " " 25.....	464	....	....	464
25 and over.....	145	....	....	145
Total .....	2,650	....	....	2,650

## BRICK AND TERRA COTTA—SEVENTY-FOUR ESTABLISHMENTS.

Classification of Weekly Earnings.	Number of Persons Receiving Specified Amounts who are			Total Receiving Specified Amounts.
	Men 16 years and over.	Women 16 years and over.	Children under 16 years.	
Under \$3.....	14	....	....	14
\$3 but under \$4.....	23	....	....	23
4 " " 5.....	33	....	10	43
5 " " 6.....	73	....	15	88
6 " " 7.....	172	5	15	192
7 " " 8.....	235	....	....	235
8 " " 9.....	442	....	....	442
9 " " 10.....	1,962	1	....	1,963
10 " " 12.....	3,184	2	....	3,186
12 " " 15.....	1,492	1	....	1,493
15 " " 20.....	726	....	....	726
20 " " 25.....	196	....	....	196
25 and over.....	97	....	....	97
Total .....	8,654	9	40	8,703

TABLE No. 7.—Classified Weekly Earnings of Wage-Earners, by Industries, 1914.—(Continued).

## BRUSHES—SIXTEEN ESTABLISHMENTS.

Classification of Weekly Earnings.	Number of Persons Receiving Specified Amounts who are—			Total Number Receiving Specified Amounts.
	Men 16 years and over.	Women 16 years and over.	Children under 16 years.	
Under \$3.....	....	15	....	15
\$3 but under \$4.....	....	7	1	8
4 " " 5.....	5	20	7	32
5 " " 6.....	23	25	....	53
6 " " 7.....	18	36	6	60
7 " " 8.....	12	19	....	31
8 " " 9.....	19	9	....	23
9 " " 10.....	32	8	....	40
10 " " 12.....	49	5	....	54
12 " " 15.....	61	3	....	64
15 " " 20.....	41	2	....	43
20 " " 25.....	9	....	....	9
25 and over.....	11	....	....	11
Total .....	285	149	14	448

## BUTTONS (IVORY)—ELEVEN ESTABLISHMENTS.

Classification of Weekly Earnings.	Number of Persons Receiving Specified Amounts who are—			Total Number Receiving Specified Amounts.
	Men 16 years and over.	Women 16 years and over.	Children under 16 years.	
Under \$3.....	....	....	....	....
\$3 but under \$4.....	....	13	....	13
4 " " 5.....	5	24	4	33
5 " " 6.....	16	65	4	85
6 " " 7.....	22	69	....	91
7 " " 8.....	33	37	....	70
8 " " 9.....	27	41	....	68
9 " " 10.....	44	21	....	65
10 " " 12.....	52	14	....	66
12 " " 15.....	100	6	....	106
15 " " 20.....	124	1	....	125
20 " " 25.....	41	....	....	41
25 and over.....	42	....	....	42
Total .....	506	291	8	805

TABLE No. 7.—Classified Weekly Earnings of Wage-Earners, by Industries, 1914.—(Continued).

## BUTTONS (METAL)—ELEVEN ESTABLISHMENTS.

Classification of Weekly Earnings.	Number of Persons Receiving Specified			Total Number Receiving Specified Amounts.
	Amounts who are			
	Men 16 years and over.	Women 16 years and over.	Children under 16 years.	
Under \$3.....	....	3	....	3
\$3 but under \$4.....	4	16	7	27
4 " " 5.....	19	22	24	65
5 " " 6.....	37	69	11	117
6 " " 7.....	31	112	8	151
7 " " 8.....	34	71	....	105
8 " " 9.....	17	85	....	102
9 " " 10.....	32	24	....	56
10 " " 12.....	41	25	....	66
12 " " 15.....	65	16	....	81
15 " " 20.....	107	2	....	109
20 " " 25.....	71	....	....	71
25 and over.....	52	....	....	52
Total .....	510	445	50	1,005

## BUTTONS (PEARL)—TWENTY-SIX ESTABLISHMENTS.

Classification of Weekly Earnings.	Number of Persons Receiving Specified			Total Number Receiving Specified Amounts.
	Amounts who are			
	Men 16 years and over.	Women 16 years and over.	Children under 16 years.	
Under \$3.....	....	....	....	....
\$3 but under \$4.....	3	10	1	14
4 " " 5.....	8	21	7	36
5 " " 6.....	47	23	13	83
6 " " 7.....	45	26	1	72
7 " " 8.....	53	34	....	87
8 " " 9.....	56	40	....	96
9 " " 10.....	57	16	....	73
10 " " 12.....	141	9	....	150
12 " " 15.....	129	3	....	132
15 " " 20.....	142	1	....	143
20 " " 25.....	21	....	....	21
25 and over.....	4	....	....	4
Total .....	706	183	22	911

TABLE No. 7.—Classified Weekly Earnings of Wage-Earners, by Industries, 1914.—(Continued).

## CARPETS AND RUGS—FIVE ESTABLISHMENTS.

Classification of Weekly Earnings.	Number of Persons Receiving Specified Amounts who are			Total Number Receiving Specified Amounts.
	Men 16 years and over.	Women 16 years and over.	Children under 16 years.	
Under \$3.....	2	4	2	8
\$3 but under \$4.....	4	11	1	16
4 " " 5.....	5	31	2	38
5 " " 6.....	37	48	1	86
6 " " 7.....	30	49	1	80
7 " " 8.....	72	75	....	147
8 " " 9.....	115	57	....	172
9 " " 10.....	49	38	....	87
10 " " 12.....	79	22	....	101
12 " " 15.....	100	19	....	119
15 " " 20.....	100	27	....	127
20 " " 25.....	50	6	....	56
25 and over.....	17	....	....	17
Total .....	660	387	7	1,054

## CARRIAGES AND WAGONS—TWENTY-SEVEN ESTABLISHMENTS.

Classification of Weekly Earnings.	Number of Persons Receiving Specified Amounts who are			Total Number Receiving Specified Amounts.
	Men 16 years and over.	Women 16 years and over.	Children under 16 years.	
Under \$3.....	....	....	....	....
\$3 but under \$4.....	7	....	2	9
4 " " 5.....	5	....	....	5
5 " " 6.....	10	....	....	10
6 " " 7.....	14	....	....	14
7 " " 8.....	16	....	....	16
8 " " 9.....	27	....	....	27
9 " " 10.....	43	....	....	43
10 " " 12.....	89	....	....	89
12 " " 15.....	155	....	....	155
15 " " 20.....	212	....	....	212
20 " " 25.....	50	....	....	50
25 and over.....	9	....	....	9
Total .....	637	....	2	639

6 STAT.

TABLE No. 7.—Classified Weekly Earnings of Wage-Earners, by Industries, 1914.—(Continued).

## CHEMICAL PRODUCTS—EIGHTY-NINE ESTABLISHMENTS.

Classification of Weekly Earnings.	Number of Persons Receiving Specified Amounts who are			Total Number Receiving Specified Amounts.
	Men 16 years and over.	Women 16 years and over.	Children under 16 years.	
Under \$3.....	23	36	24	83
\$3 but under \$4.....	19	58	23	100
4 " " 5.....	40	188	37	265
5 " " 6.....	115	570	17	702
6 " " 7.....	171	511	20	702
7 " " 8.....	181	441	2	624
8 " " 9.....	363	391	2	756
9 " " 10.....	916	268	....	1,184
10 " " 12.....	1,830	206	....	2,036
12 " " 15.....	2,075	89	....	2,164
15 " " 20.....	1,843	21	....	1,864
20 " " 25.....	418	4	....	422
25 and over.....	179	2	....	181
Total .....	8,173	2,785	125	11,083

## CIGARS AND TOBACCO—FORTY-THREE ESTABLISHMENTS.

Classification of Weekly Earnings.	Number of Persons Receiving Specified Amounts who are			Total Number Receiving Specified Amounts.
	Men 16 years and over.	Women 16 years and over.	Children under 16 years.	
Under \$3.....	16	353	250	619
\$3 but under \$4.....	39	1,379	358	1,776
4 " " 5.....	55	1,766	167	1,988
5 " " 6.....	94	2,142	75	2,311
6 " " 7.....	121	1,930	53	2,104
7 " " 8.....	262	1,819	15	2,096
8 " " 9.....	331	1,369	2	1,702
9 " " 10.....	412	976	....	1,388
10 " " 12.....	573	961	....	1,543
12 " " 15.....	338	327	....	665
15 " " 20.....	299	77	....	376
20 " " 25.....	151	....	....	151
25 and over.....	36	....	....	36
Total .....	2,727	13,099	920	16,746

TABLE No. 7.—Classified Weekly Earnings of Wage-Earners, by Industries, 1914.—(Continued).

## CLOTHING—TWENTY-ONE ESTABLISHMENTS.

Classification of Weekly Earnings.	Number of Persons Receiving Specified Amounts who are—			Total Number Receiving Specified Amounts.
	Men 16 years and over.	Women 16 years and over.	Children under 16 years.	
Under \$3.....	....	....	....	....
\$3 but under \$4.....	....	19	7	26
4 " " 5.....	13	45	21	79
5 " " 6.....	22	140	....	162
6 " " 7.....	62	175	....	237
7 " " 8.....	37	142	....	179
8 " " 9.....	60	231	....	291
9 " " 10.....	119	138	....	257
10 " " 12.....	141	126	....	267
12 " " 15.....	179	72	....	251
15 " " 20.....	187	24	....	211
20 " " 25.....	53	....	....	53
25 and over.....	19	....	....	19
Total .....	892	1,112	28	2,032

## CONFECTIONERY—FIFTEEN ESTABLISHMENTS.

Classification of Weekly Earnings.	Number of Persons Receiving Specified Amounts who are—			Total Number Receiving Specified Amounts
	Men 16 years and over.	Women 16 years and over.	Children under 16 years.	
Under \$3.....	....	....	....	....
\$3 but under \$4.....	....	67	1	68
4 " " 5.....	12	264	2	278
5 " " 6.....	33	228	4	265
6 " " 7.....	61	159	1	221
7 " " 8.....	46	36	....	82
8 " " 9.....	53	13	....	66
9 " " 10.....	50	9	....	59
10 " " 12.....	79	17	....	96
12 " " 15.....	83	9	....	92
15 " " 20.....	57	5	....	62
20 " " 25.....	25	....	....	25
25 and over.....	20	1	....	21
Total .....	519	808	8	1,335

TABLE No. 7.—Classified Weekly Earnings of Wage-Earners, by Industries, 1914.—(Continued).

CORKS AND CORK SPECIALTIES—FIVE ESTABLISHMENTS.

Classification of Weekly Earnings.	Number of Persons Receiving Specified Amounts who are			Total Number Receiving Specified Amounts.
	Men 16 years and over.	Women 16 years and over.	Children under 16 years.	
Under \$3.....	....	....	....	....
\$3 but under \$4.....	3	....	2	5
4 " " 5.....	3	....	2	5
5 " " 6.....	7	6	1	14
6 " " 7.....	9	2	....	11
7 " " 8.....	12	6	....	18
8 " " 9.....	64	2	....	66
9 " " 10.....	36	1	....	37
10 " " 12.....	376	12	....	377
12 " " 15.....	145	....	....	145
15 " " 20.....	102	....	....	102
20 " " 25.....	32	....	....	32
25 and over.....	3	....	....	3
Total .....	792	18	5	815

CORNICES AND SKYLIGHTS—TWENTY-FIVE ESTABLISHMENTS.

Classification of Weekly Earnings.	Number of Persons Receiving Specified Amounts who are			Total Number Receiving Specified Amounts.
	Men 16 years and over.	Women 16 years and over.	Children under 16 years.	
Under \$3.....	2	....	....	2
\$3 but under \$4.....	4	....	....	4
4 " " 5.....	11	....	....	11
5 " " 6.....	11	....	....	11
6 " " 7.....	21	....	....	21
7 " " 8.....	13	....	....	13
8 " " 9.....	18	....	....	18
9 " " 10.....	38	....	....	38
10 " " 12.....	50	....	....	50
12 " " 15.....	107	....	....	107
15 " " 20.....	87	....	....	87
20 " " 25.....	146	....	....	146
25 and over.....	162	....	....	162
Total .....	670	....	....	670

TABLE No. 7.—Classified Weekly Earnings of Wage-Earners, by Industries, 1914.—(Continued).

CORSETS AND CORSET WAISTS—TEN ESTABLISHMENTS.

Classification of Weekly Earnings.	Number of Persons Receiving Specified Amounts who are—			Total Number Receiving Specified Amounts.
	Men 16 years and over.	Women 16 years and over.	Children under 16 years.	
Under \$3.....	18	115	43	176
\$3 but under \$4.....	23	193	64	280
4 " " 5.....	48	581	86	715
5 " " 6.....	62	945	25	1,032
6 " " 7.....	146	1,136	16	1,298
7 " " 8.....	231	894	11	1,136
8 " " 9.....	271	579	3	853
9 " " 10.....	519	210	....	729
10 " " 12.....	617	181	....	798
12 " " 15.....	430	84	....	514
15 " " 20.....	253	11	....	264
20 " " 25.....	68	1	....	69
25 and over.....	44	2	....	46
Total .....	2,730	4,932	248	7,910

COTTON GOODS—FORTY-ONE ESTABLISHMENTS.

Classification of Weekly Earnings.	Number of Persons Receiving Specified Amounts who are—			Total Number Receiving Specified Amounts.
	Men 16 years and over.	Women 16 years and over.	Children under 16 years.	
Under \$3.....	18	115	43	176
\$3 but under \$4.....	23	193	64	280
4 " " 5.....	48	581	86	715
5 " " 6.....	62	945	25	1,032
6 " " 7.....	146	1,136	16	1,298
7 " " 8.....	231	894	11	1,136
8 " " 9.....	271	579	3	853
9 " " 10.....	519	210	....	729
10 " " 12.....	617	181	....	798
12 " " 15.....	430	84	....	514
15 " " 20.....	253	11	....	264
20 " " 25.....	68	1	....	69
25 and over.....	44	2	....	46
Total .....	2,730	4,932	248	7,910

TABLE No. 7.—Classified Weekly Earnings of Wage-Earners, by Industries, 1914.—(Continued).

COTTON GOODS (FINISHING AND DYEING)—SEVENTEEN ESTABLISHMENTS.

Classification of Weekly Earnings.	Number of Persons Receiving Specified Amounts who are—			Total Number Receiving Specified Amounts.
	Men 16 years and over.	Women 16 years and over.	Children under 16 years.	
Under \$3.....	....	....	....	....
\$3 but under \$4.....	3	8	2	18
4 " " 5.....	30	42	2	74
5 " " 6.....	106	184	11	301
6 " " 7.....	136	185	9	330
7 " " 8.....	693	52	2	747
8 " " 9.....	552	38	....	590
9 " " 10.....	386	14	....	400
10 " " 12.....	336	9	....	345
12 " " 15.....	236	19	....	255
15 " " 20.....	186	3	....	189
20 " " 25.....	32	1	....	33
25 and over.....	74	....	....	74
Total .....	2,770	555	26	3,351

CUTLERY—TWELVE ESTABLISHMENTS.

Classification of Weekly Earnings.	Number of Persons Receiving Specified Amounts who are—			Total Number Receiving Specified Amounts
	Men 16 years and over.	Women 16 years and over.	Children under 16 years.	
Under \$3.....	....	....	6	6
\$3 but under \$4.....	4	....	4	8
4 " " 5.....	19	14	8	41
5 " " 6.....	33	37	15	85
6 " " 7.....	60	33	....	93
7 " " 8.....	81	19	....	100
8 " " 9.....	112	9	....	121
9 " " 10.....	114	8	....	122
10 " " 12.....	166	24	....	190
12 " " 15.....	181	2	....	183
15 " " 20.....	247	....	....	247
20 " " 25.....	81	....	....	81
25 and over.....	29	....	....	29
Total .....	1,127	146	33	1,306

TABLE No. 7.—Classified Weekly Earnings of Wage-Earners, by Industries, 1914.—(Continued).

## DRAWN WIRE AND WIRE CLOTH—TWELVE ESTABLISHMENTS.

Classification of Weekly Earnings.	Number of Persons Receiving Specified Amounts who are			Total Number Receiving Specified Amounts.
	Men 16 years and over.	Women 16 years and over.	Children under 16 years.	
Under \$3.....	14	8	1	23
\$3 but under \$4.....	23	19	3	45
4 " " 5.....	49	46	3	98
5 " " 6.....	99	52	2	153
6 " " 7.....	69	108	....	177
7 " " 8.....	138	21	....	159
8 " " 9.....	145	24	....	169
9 " " 10.....	222	19	....	241
10 " " 12.....	583	17	....	600
12 " " 15.....	383	5	....	388
15 " " 20.....	381	....	....	381
20 " " 25.....	119	....	....	119
25 and over.....	73	....	....	73
Total .....	2,298	319	9	2,626

## ELECTRICAL APPLIANCES—THIRTY-THREE ESTABLISHMENTS.

Classification of Weekly Earnings.	Number of Persons Receiving Specified Amounts who are			Total Number Receiving Specified Amounts.
	Men 16 years and over.	Women 16 years and over.	Children under 16 years.	
Under \$3.....	43	53	3	99
\$3 but under \$4.....	48	40	1	89
4 " " 5.....	70	100	1	171
5 " " 6.....	175	148	10	333
6 " " 7.....	188	329	3	515
7 " " 8.....	279	319	4	602
8 " " 9.....	548	231	....	815
9 " " 10.....	649	93	....	742
10 " " 12.....	1,290	172	....	1,462
12 " " 15.....	1,604	54	....	1,658
15 " " 20.....	1,860	4	....	1,864
20 " " 25.....	687	....	....	687
25 and over.....	261	....	....	261
Total .....	7,733	1,543	22	9,298

TABLE No. 7.—Classified Weekly Earnings of Wage-Earners, by Industries, 1914.—(Continued).

## EMBROIDERIES—FIFTY-FIVE ESTABLISHMENTS.

Classification of Weekly Earnings.	Number of Persons Receiving Specified Amounts who are			Total Number Receiving Specified Amounts.
	Men 16 years and over.	Women 16 years and over.	Children under 16 years.	
Under \$3.....	3	81	28	112
\$3 but under \$4.....	6	69	94	169
4 " " 5.....	13	261	43	317
5 " " 6.....	34	352	17	403
6 " " 7.....	31	413	1	445
7 " " 8.....	19	222	2	243
8 " " 9.....	20	199	....	219
9 " " 10.....	26	162	....	188
10 " " 12.....	46	265	....	311
12 " " 15.....	85	167	....	252
15 " " 20.....	107	28	....	135
20 " " 25.....	102	4	....	106
25 and over.....	250	1	....	251
Total .....	742	2,224	185	3,151

## FERTILIZERS—TWELVE ESTABLISHMENTS.

Classification of Weekly Earnings.	Number of Persons Receiving Specified Amounts who are			Total Number Receiving Specified Amounts.
	Men 16 years and over.	Women 16 years and over.	Children under 16 years.	
Under \$3.....	....	....	....	....
\$3 but under \$4.....	2	....	....	2
4 " " 5.....	....	....	....	....
5 " " 6.....	3	....	....	3
6 " " 7.....	7	1	....	8
7 " " 8.....	24	11	....	35
8 " " 9.....	18	....	....	18
9 " " 10.....	443	....	....	443
10 " " 12.....	178	11	....	189
12 " " 15.....	1,155	....	....	1,155
15 " " 20.....	191	....	....	191
20 " " 25.....	32	....	....	32
25 and over.....	17	....	....	17
Total .....	2,670	23	....	2,693

TABLE No. 7.—Classified Weekly Earnings of Wage-Earners, by Industries, 1914.—(Continued).

## FOOD PRODUCTS—THIRTY-FOUR ESTABLISHMENTS.

Classification of Weekly Earnings.	Number of Persons Receiving Specified Amounts who are—			Total Number Receiving Specified Amounts.
	Men	Women	Children	
	16 years and over.	16 years and over.	under 16 years.	
Under \$3.....	9	18	....	27
\$3 but under \$4.....	4	15	27	46
4 " " 5.....	26	64	49	139
5 " " 6.....	54	218	12	284
6 " " 7.....	47	511	8	566
7 " " 8.....	73	185	....	258
8 " " 9.....	232	119	1	402
9 " " 10.....	343	64	....	407
10 " " 12.....	1,222	55	....	1,277
12 " " 15.....	1,005	27	....	1,032
15 " " 20.....	842	1	....	843
20 " " 25.....	206	2	....	208
25 and over.....	85	....	....	85
Total .....	4,198	1,279	97	5,574

## FOUNDRY (BRASS)—TWENTY ESTABLISHMENTS.

Classification of Weekly Earnings.	Number of Persons Receiving Specified Amounts who are—			Total Number Receiving Specified Amounts.
	Men	Women	Children	
	16 years and over.	16 years and over.	under 16 years.	
Under \$3.....	10	1	....	11
\$3 but under \$4.....	13	1	2	16
4 " " 5.....	26	2	1	29
5 " " 6.....	37	5	....	42
6 " " 7.....	36	2	2	40
7 " " 8.....	45	3	2	50
8 " " 9.....	133	2	....	135
9 " " 10.....	180	2	....	182
10 " " 12.....	262	3	....	265
12 " " 15.....	228	....	....	228
15 " " 20.....	240	....	....	240
20 " " 25.....	78	....	....	78
25 and over.....	42	....	....	42
Total .....	1,330	21	7	1,358

TABLE No. 7.—Classified Weekly Earnings of Wage-Earners, by Industries, 1914.—(Continued).

## FOUNDRY (IRON)—FIFTY-EIGHT ESTABLISHMENTS.

Classification of Weekly Earnings.	Number of Persons Receiving Specified Amounts who are			Total Number Receiving Specified Amounts.
	Men 16 years and over.	Women 16 years and over.	Children under 16 years.	
Under \$3.....	23	....	....	23
\$3 but under \$4.....	31	1	3	35
4 " " 5.....	55	4	11	70
5 " " 6.....	116	40	4	160
6 " " 7.....	183	24	....	207
7 " " 8.....	271	27	....	298
8 " " 9.....	561	16	....	577
9 " " 10.....	1,389	14	....	1,403
10 " " 12.....	1,737	7	....	1,744
12 " " 15.....	1,675	1	....	1,676
15 " " 20.....	1,731	1	....	1,732
20 " " 25.....	856	....	....	856
25 and over.....	184	....	....	184
Total .....	8,812	135	18	8,965

## FURNACES, RANGES AND HEATERS—THIRTEEN ESTABLISHMENTS.

Classification of Weekly Earnings.	Number of Persons Receiving Specified Amounts who are			Total Number Receiving Specified Amounts.
	Men 16 years and over.	Women 16 years and over.	Children under 16 years.	
Under \$3.....	8	....	....	8
\$3 but under \$4.....	7	....	....	7
4 " " 5.....	23	....	1	29
5 " " 6.....	43	42	....	85
6 " " 7.....	48	35	....	83
7 " " 8.....	51	5	....	56
8 " " 9.....	46	4	....	50
9 " " 10.....	117	6	....	123
10 " " 12.....	486	2	....	488
12 " " 15.....	404	2	....	406
15 " " 20.....	529	3	....	532
20 " " 25.....	374	....	....	374
25 and over.....	435	....	....	435
Total .....	2,576	99	1	2,676

TABLE No. 7.—Classified Weekly Earnings of Wage-Earners, by Industries, 1914.—(Continued).

GAS AND ELECTRIC LIGHT FIXTURES—FIFTEEN ESTABLISHMENTS.

Classification of Weekly Earnings.	Number of Persons Receiving Specified Amounts who are			Total Number Receiving Specified Amounts.
	Men 16 years and over.	Women 16 years and over.	Children under 16 years.	
Under \$3.....	2	....	....	2
\$3 but under \$4.....	4	2	1	7
4 " " 5.....	8	1	3	12
5 " " 6.....	12	2	....	14
6 " " 7.....	8	1	....	9
7 " " 8.....	20	4	....	24
8 " " 9.....	19	1	....	20
9 " " 10.....	24	3	....	27
10 " " 12.....	59	....	....	59
12 " " 15.....	107	....	....	107
15 " " 20.....	101	....	....	101
20 " " 25.....	47	....	....	47
25 and over.....	14	....	....	14
Total .....	425	14	4	443

GLASS (CUT TABLEWARE)—THIRTEEN ESTABLISHMENTS.

Classification of Weekly Earnings.	Number of Persons Receiving Specified Amounts who are			Total Number Receiving Specified Amounts.
	Men 16 years and over.	Women 16 years and over.	Children under 16 years.	
Under \$3.....	....	....	....	....
\$3 but under \$4.....	7	4	15	26
4 " " 5.....	28	12	18	58
5 " " 6.....	22	22	5	49
6 " " 7.....	29	15	....	44
7 " " 8.....	41	11	1	53
8 " " 9.....	41	18	1	60
9 " " 10.....	37	8	....	45
10 " " 12.....	82	14	....	96
12 " " 15.....	98	2	....	100
15 " " 20.....	104	1	....	105
20 " " 25.....	17	....	....	17
25 and over.....	17	....	....	17
Total .....	523	107	40	670

TABLE No. 7.—Classified Weekly Earnings of Wage-Earners, by Industries, 1914.—(Continued).

## GLASS MIRRORS—FOUR ESTABLISHMENTS.

Classification of Weekly Earnings.	Number of Persons Receiving Specified Amounts who are—			Total Number Receiving Specified Amounts.
	Men 16 years and over.	Women 16 years and over.	Children under 16 years.	
Under \$3.....	1	....	....	1
\$3 but under \$4.....	....	....	1	1
4 " " 5.....	2	5	7	14
5 " " 6.....	6	2	....	8
6 " " 7.....	7	3	....	10
7 " " 8.....	6	5	....	11
8 " " 9.....	7	1	....	8
9 " " 10.....	20	....	....	20
10 " " 12.....	18	....	....	18
12 " " 15.....	15	....	....	15
15 " " 20.....	35	....	....	35
20 " " 25.....	4	....	....	4
25 and over.....	4	....	....	4
Total .....	125	16	8	149

## GLASS (WINDOW AND BOTTLE)—NINETEEN ESTABLISHMENTS.

Classification of Weekly Earnings.	Number of Persons Receiving Specified Amounts who are—			Total Number Receiving Specified Amounts.
	Men 16 years and over.	Women 16 years and over.	Children under 16 years.	
Under \$3.....	1	1	....	2
\$3 but under \$4.....	15	5	30	50
4 " " 5.....	13	18	27	58
5 " " 6.....	325	49	121	495
6 " " 7.....	1,105	57	23	1,185
7 " " 8.....	789	18	8	795
8 " " 9.....	543	7	....	550
9 " " 10.....	960	3	....	963
10 " " 12.....	692	4	....	696
12 " " 15.....	634	3	....	637
15 " " 20.....	766	1	....	767
20 " " 25.....	486	....	....	486
25 and over.....	906	....	....	906
Total .....	7,215	166	209	7,590

TABLE No. 7.—Classified Weekly Earnings of Wage-Earners, by Industries, 1914.—(Continued).

## GRAPHITE PRODUCTS—SIX ESTABLISHMENTS.

Classification of Weekly Earnings.	Number of Persons Receiving Specified Amounts who are			Total Number Receiving Specified Amounts.
	Men 16 years and over.	Women 16 years and over.	Children under 16 years.	
Under \$3.....	....	....	....	....
\$3 but under \$4.....	8	22	20	50
4 " " 5.....	54	334	31	419
5 " " 6.....	67	182	4	253
6 " " 7.....	88	149	1	238
7 " " 8.....	117	144	....	261
8 " " 9.....	86	121	1	208
9 " " 10.....	112	56	....	168
10 " " 12.....	168	46	....	214
12 " " 15.....	198	9	....	207
15 " " 20.....	94	2	....	96
20 " " 25.....	50	1	....	51
25 and over.....	30	....	....	30
Total .....	1,072	1,066	57	2,195

## HATS (FUR AND FELT)—THIRTY-ONE ESTABLISHMENTS.

Classification of Weekly Earnings.	Number of Persons Receiving Specified Amounts who are			Total Number Receiving Specified Amounts.
	Men 16 years and over.	Women 16 years and over.	Children under 16 years.	
Under \$3.....	1	2	....	3
\$3 but under \$4.....	16	15	....	31
4 " " 5.....	26	81	3	110
5 " " 6.....	63	137	8	208
6 " " 7.....	130	121	6	257
7 " " 8.....	106	107	....	213
8 " " 9.....	151	119	....	250
9 " " 10.....	184	137	....	321
10 " " 12.....	426	236	....	662
12 " " 15.....	614	188	....	802
15 " " 20.....	305	97	....	402
20 " " 25.....	789	54	....	843
25 and over.....	511	6	....	517
Total .....	3,802	1,300	17	5,119

TABLE No. 7.—Classified Weekly Earnings of Wage-Earners, by Industries, 1914.—(Continued).

## HATS (STRAW)—THREE ESTABLISHMENTS.

Classification of Weekly Earnings.	Number of Persons Receiving Specified Amounts who are—			Total Number Receiving Specified Amounts.
	Men 16 years and over.	Women 16 years and over.	Children under 16 years.	
Under \$3.....	....	....	....	....
\$3 but under \$4.....	10	....	....	10
4 " " 5.....	1	13	5	19
5 " " 6.....	12	129	2	143
6 " " 7.....	22	93	....	115
7 " " 8.....	32	30	....	62
8 " " 9.....	35	47	....	82
9 " " 10.....	88	44	....	132
10 " " 12.....	44	48	....	92
12 " " 15.....	78	65	....	143
15 " " 20.....	48	31	....	79
20 " " 25.....	16	13	....	29
25 and over.....	22	....	....	22
Total .....	408	513	7	928

## HIGH EXPLOSIVES—TEN ESTABLISHMENTS.

Classification of Weekly Earnings.	Number of Persons Receiving Specified Amounts who are—			Total Number Receiving Specified Amounts.
	Men 16 years and over.	Women 16 years and over.	Children under 16 years.	
Under \$3.....	227	15	....	242
\$3 but under \$4.....	117	4	....	121
4 " " 5.....	135	10	....	145
5 " " 6.....	144	20	1	165
6 " " 7.....	150	36	1	187
7 " " 8.....	190	35	....	225
8 " " 9.....	271	25	....	296
9 " " 10.....	421	16	....	437
10 " " 12.....	940	25	....	965
12 " " 15.....	980	8	....	988
15 " " 20.....	1,075	6	....	1,081
20 " " 25.....	500	....	....	500
25 and over.....	301	....	....	301
Total .....	5,451	200	2	5,653

TABLE No. 7.—Classified Weekly Earnings of Wage-Earners, by Industries, 1914.—(Continued).

## INKS AND MUCILAGE—EIGHT ESTABLISHMENTS.

Classification of Weekly Earnings.	Number of Persons Receiving Specified Amounts who are			Total Number Receiving Specified Amounts.
	Men 16 years and over.	Women 16 years and over.	Children under 16 years.	
Under \$3.....	....	....	....	....
\$3 but under \$4.....	....	1	....	1
4 " " 5.....	2	....	....	2
5 " " 6.....	2	....	....	2
6 " " 7.....	4	....	....	4
7 " " 8.....	4	....	....	4
8 " " 9.....	2	....	....	2
9 " " 10.....	4	1	....	5
10 " " 12.....	36	....	....	36
12 " " 15.....	54	....	....	54
15 " " 20.....	32	....	....	32
20 " " 25.....	6	....	....	6
25 and over.....	13	....	....	13
Total .....	159	2	....	161

## JEWELRY—ONE HUNDRED AND SIXTEEN ESTABLISHMENTS.

Classification of Weekly Earnings.	Number of Persons Receiving Specified Amounts who are			Total Number Receiving Specified Amounts.
	Men 16 years and over.	Women 16 years and over.	Children under 16 years.	
Under \$3.....	11	6	10	27
\$3 but under \$4.....	36	30	16	82
4 " " 5.....	87	51	11	149
5 " " 6.....	87	75	2	164
6 " " 7.....	78	108	....	186
7 " " 8.....	65	76	....	141
8 " " 9.....	76	112	....	188
9 " " 10.....	63	90	....	153
10 " " 12.....	172	128	....	300
12 " " 15.....	404	109	....	513
15 " " 20.....	724	31	....	755
20 " " 25.....	397	2	....	399
25 and over.....	349	....	....	349
Total .....	2,549	318	39	3,406

TABLE No. 7.—Classified Weekly Earnings of Wage-Earners, by Industries, 1914.—(Continued).

## KNIT GOODS—THIRTY-THREE ESTABLISHMENTS.

Classification of Weekly Earnings.	Number of Persons Receiving Specified Amounts who are			Total Number Receiving Specified Amounts.
	Men 16 years and over.	Women 16 years and over.	Children under 16 years.	
Under \$3.....	7	19	14	40
\$3 but under \$4.....	11	97	34	142
4 " " 5.....	24	167	35	226
5 " " 6.....	41	211	21	273
6 " " 7.....	59	315	8	382
7 " " 8.....	67	282	8	357
8 " " 9.....	48	310	7	365
9 " " 10.....	82	279	.....	361
10 " " 12.....	201	349	.....	550
12 " " 15.....	182	206	.....	388
15 " " 20.....	292	69	.....	361
20 " " 25.....	170	2	.....	172
25 and over.....	344	.....	.....	344
Total .....	1,528	2,306	127	3,961

## LAMPS—ELEVEN ESTABLISHMENTS.

Classification of Weekly Earnings.	Number of Persons Receiving Specified Amounts who are			Total Number Receiving Specified Amounts.
	Men 16 years and over.	Women 16 years and over.	Children under 16 years.	
Under \$3.....	.....	.....	1	1
\$3 but under \$4.....	5	11	12	28
4 " " 5.....	27	133	18	178
5 " " 6.....	85	676	34	795
6 " " 7.....	98	831	2	931
7 " " 8.....	254	957	1	1,212
8 " " 9.....	159	860	1	1,020
9 " " 10.....	344	635	.....	979
10 " " 12.....	392	728	.....	1,120
12 " " 15.....	348	242	.....	590
15 " " 20.....	461	24	.....	485
20 " " 25.....	115	2	.....	117
25 and over.....	43	.....	.....	43
Total .....	2,331	5,099	69	7,499

TABLE No. 7.—Classified Weekly Earnings of Wage-Earners, by Industries, 1914.—(Continued).

LEATHER—EIGHTY-TWO ESTABLISHMENTS.

Classification of Weekly Earnings.	Number of Persons Receiving Specified Amounts who are			Total Number Receiving Specified Amounts.
	Men 16 years and over.	Women 16 years and over.	Children under 16 years.	
Under \$3.....	7	4	....	11
\$3 but under \$4.....	6	3	2	11
4 " " 5.....	26	34	14	74
5 " " 6.....	41	65	5	111
6 " " 7.....	101	38	....	139
7 " " 8.....	219	23	....	242
8 " " 9.....	275	1	1	277
9 " " 10.....	643	6	....	649
10 " " 12.....	1,421	10	....	1,431
12 " " 15.....	1,598	4	....	1,602
15 " " 20.....	1,259	2	....	1,261
20 " " 25.....	373	1	....	374
25 and over.....	255	1	....	256
Total .....	6,224	192	22	6,438

LEATHER GOODS—TWENTY-THREE ESTABLISHMENTS.

Classification of Weekly Earnings.	Number of Persons Receiving Specified Amounts who are			Total Number Receiving Specified Amounts.
	Men 16 years and over.	Women 16 years and over.	Children under 16 years.	
Under \$3.....	....	1	....	1
\$3 but under \$4.....	7	37	....	44
4 " " 5.....	61	87	8	156
5 " " 6.....	98	85	....	183
6 " " 7.....	54	59	....	113
7 " " 8.....	57	44	....	101
8 " " 9.....	31	21	....	52
9 " " 10.....	42	25	....	67
10 " " 12.....	61	8	....	69
12 " " 15.....	179	7	....	186
15 " " 20.....	119	5	....	124
20 " " 25.....	38	....	....	38
25 and over.....	13	....	....	13
Total .....	760	379	8	1,147

7 STAT.

TABLE No. 7.—Classified Weekly Earnings of Wage-Earners, by Industries, 1914.—(Continued).

## LIME AND CEMENT—NINE ESTABLISHMENTS.

Classification of Weekly Earnings.	Number of Persons Receiving Specified Amounts who are			Total Number Receiving Specified Amounts.
	Men 16 years and over.	Women 16 years and over.	Children under 16 years.	
Under \$3.....	7	....	....	7
\$3 but under \$4.....	....	....	....	....
4 " " 5.....	5	1	....	6
5 " " 6.....	2	....	....	2
6 " " 7.....	11	21	1	33
7 " " 8.....	44	3	....	47
8 " " 9.....	85	3	....	88
9 " " 10.....	353	2	....	355
10 " " 12.....	521	....	....	521
12 " " 15.....	476	....	....	476
15 " " 20.....	294	....	....	294
20 " " 25.....	36	....	....	36
25 and over.....	50	....	....	50
Total .....	1,884	30	1	1,915

## MACHINERY—ONE HUNDRED AND THIRTY-THREE ESTABLISHMENTS.

Classification of Weekly Earnings.	Number of Persons Receiving Specified Amounts who are			Total Number Receiving Specified Amounts.
	Men 16 years and over.	Women 16 years and over.	Children under 16 years.	
Under \$3.....	49	....	6	55
\$3 but under \$4.....	136	6	9	151
4 " " 5.....	295	37	12	344
5 " " 6.....	378	94	5	478
6 " " 7.....	382	120	1	503
7 " " 8.....	450	134	2	586
8 " " 9.....	719	90	....	809
9 " " 10.....	1,444	66	....	1,510
10 " " 12.....	3,186	57	....	3,243
12 " " 15.....	4,226	14	....	4,240
15 " " 20.....	7,418	5	....	7,423
20 " " 25.....	1,833	1	....	1,834
25 and over.....	485	....	....	485
Total .....	21,002	624	35	21,661

TABLE No. 7.—Classified Weekly Earnings of Wage-Earners, by Industries, 1914.—(Continued).

## MATTRESSES AND BEDDING—EIGHT ESTABLISHMENTS.

Classification of Weekly Earnings.	Number of Persons Receiving Specified			Total Number Receiving Specified Amounts.
	Amounts who are			
	Men 16 years and over.	Women 16 years and over.	Children under 16 years.	
Under \$3.....	....	....	....	....
\$3 but under \$4.....	....	....	....	....
4 " " 5.....	5	2	2	9
5 " " 6.....	9	9	1	19
6 " " 7.....	17	9	....	26
7 " " 8.....	23	9	....	32
8 " " 9.....	57	10	....	67
9 " " 10.....	125	3	....	128
10 " " 12.....	114	1	....	115
12 " " 15.....	102	1	....	103
15 " " 20.....	103	1	....	104
20 " " 25.....	29	....	....	29
25 and over.....	13	....	....	13
Total .....	597	45	3	645

## METAL GOODS—NINETY ESTABLISHMENTS.

Classification of Weekly Earnings.	Number of Persons Receiving Specified			Total Number Receiving Specified Amounts.
	Amounts who are			
	Men 16 years and over.	Women 16 years and over.	Children under 16 years.	
Under \$3.....	27	22	7	56
\$3 but under \$4.....	30	30	18	128
4 " " 5.....	103	176	31	316
5 " " 6.....	233	417	26	676
6 " " 7.....	380	425	7	812
7 " " 8.....	548	347	3	893
8 " " 9.....	661	233	1	895
9 " " 10.....	724	124	....	848
10 " " 12.....	1,290	78	....	1,368
12 " " 15.....	1,843	37	....	1,880
15 " " 20.....	1,178	9	....	1,187
20 " " 25.....	505	1	....	506
25 and over.....	224	2	....	226
Total .....	7,752	1,951	93	9,796

TABLE No. 7.—Classified Weekly Earnings of Wage-Earners, by Industries, 1914.—(Continued).

METAL NOVELTIES—TWENTY-SEVEN ESTABLISHMENTS.

Classification of Weekly Earnings.	Number of Persons Receiving Specified Amounts who are			Total Number Receiving Specified Amounts.
	Men 16 years and over.	Women 16 years and over.	Children under 16 years.	
Under \$3.....	7	8	....	15
\$3 but under \$4.....	10	9	5	24
4 " " 5.....	64	62	24	150
5 " " 6.....	96	97	12	205
6 " " 7.....	114	85	1	200
7 " " 8.....	130	51	....	181
8 " " 9.....	126	24	....	150
9 " " 10.....	162	49	....	211
10 " " 12.....	202	25	....	227
12 " " 15.....	248	16	....	264
15 " " 20.....	269	3	....	272
20 " " 25.....	96	....	....	96
25 and over.....	39	....	....	39
Total .....	1,563	429	42	2,034

MINING AND SMELTING IRON ORE—SEVEN ESTABLISHMENTS.

Classification of Weekly Earnings.	Number of Persons Receiving Specified Amounts who are			Total Number Receiving Specified Amounts.
	Men 16 years and over.	Women 16 years and over.	Children under 16 years.	
Under \$3.....	18	....	....	18
\$3 but under \$4.....	13	....	....	13
4 " " 5.....	7	....	....	7
5 " " 6.....	14	....	....	14
6 " " 7.....	20	....	....	20
7 " " 8.....	33	....	....	33
8 " " 9.....	34	....	....	34
9 " " 10.....	142	....	....	142
10 " " 12.....	476	....	....	476
12 " " 15.....	555	....	....	555
15 " " 20.....	315	....	....	315
20 " " 25.....	62	....	....	62
25 and over.....	23	....	....	23
Total .....	1,712	....	....	1,712

TABLE No. 7.—Classified Weekly Earnings of Wage-Earners, by Industries, 1914.—(Continued).

MOTOR VEHICLES AND PARTS—TWENTY ESTABLISHMENTS.

Classification of Weekly Earnings.	Number of Persons Receiving Specified Amounts who are			Total Number Receiving Specified Amounts.
	Men 16 years and over.	Women 16 years and over.	Children under 16 years.	
Under \$3.....	....	....	....	....
\$3 but under \$4.....	8	....	....	8
4 " " 5.....	14	....	....	14
5 " " 6.....	75	7	2	84
6 " " 7.....	101	12	....	113
7 " " 8.....	119	9	....	128
8 " " 9.....	169	23	....	192
9 " " 10.....	177	20	....	197
10 " " 12.....	273	21	....	294
12 " " 15.....	570	23	....	593
15 " " 20.....	814	....	....	814
20 " " 25.....	284	1	....	285
25 and over.....	104	....	....	104
Total .....	2,708	116	2	2,826

MUSICAL INSTRUMENTS—TWENTY-FOUR ESTABLISHMENTS.

Classification of Weekly Earnings.	Number of Persons Receiving Specified Amounts who are			Total Number Receiving Specified Amounts.
	Men 16 years and over.	Women 16 years and over.	Children under 16 years.	
Under \$3.....	3	1	....	4
\$3 but under \$4.....	8	2	5	15
4 " " 5.....	29	28	10	67
5 " " 6.....	88	122	3	213
6 " " 7.....	88	88	....	176
7 " " 8.....	166	90	1	257
8 " " 9.....	140	87	....	227
9 " " 10.....	150	35	....	185
10 " " 12.....	312	42	....	354
12 " " 15.....	503	11	....	514
15 " " 20.....	481	1	....	482
20 " " 25.....	156	....	....	156
25 and over.....	70	....	....	70
Total .....	2,194	507	19	2,720

TABLE No. 7.—Classified Weekly Earnings of Wage-Earners, by Industries, 1914.—(Continued).

## OILCLOTH AND LINOLEUM—TEN ESTABLISHMENTS.

Classification of Weekly Earnings.	Number of Persons Receiving Specified			Total Number Receiving Specified Amounts.
	Amounts who are			
	Men 16 years and over.	Women 16 years and over.	Children under 16 years.	
Under \$3.....	....	....	....	....
\$3 but under \$4.....	....	....	....	....
4 " " 5.....	1	....	5	6
5 " " 6.....	6	....	15	21
6 " " 7.....	13	....	7	20
7 " " 8.....	32	....	....	32
8 " " 9.....	188	2	....	190
9 " " 10.....	370	....	....	370
10 " " 12.....	784	....	....	784
12 " " 15.....	468	18	....	486
15 " " 20.....	347	2	....	349
20 " " 25.....	85	....	....	85
25 and over.....	36	....	....	36
Total .....	2,330	22	27	2,379

## OILS—TWENTY-THREE ESTABLISHMENTS.

Classification of Weekly Earnings.	Number of Persons Receiving Specified			Total Number Receiving Specified Amounts.
	Amounts who are			
	Men 16 years and over.	Women 16 years and over.	Children under 16 years.	
Under \$3.....	19	....	....	19
\$3 but under \$4.....	21	4	....	25
4 " " 5.....	17	3	....	20
5 " " 6.....	54	8	1	63
6 " " 7.....	152	9	1	162
7 " " 8.....	114	14	1	129
8 " " 9.....	247	1	....	248
9 " " 10.....	144	2	....	146
10 " " 12.....	2,303	1	....	2,304
12 " " 15.....	1,696	1	....	1,697
15 " " 20.....	2,141	....	....	2,141
20 " " 25.....	615	....	....	615
25 and over.....	183	....	....	183
Total .....	7,706	43	3	7,752

TABLE No. 7.—Classified Weekly Earnings of Wage-Earners, by Industries, 1914.—(Continued).

## PAINTS—EIGHTEEN ESTABLISHMENTS.

Classification of Weekly Earnings.	Number of Persons Receiving Specified Amounts who are			Total Number Receiving Specified Amounts.
	Men 16 years and over.	Women 16 years and over.	Children under 16 years.	
Under \$3.....	....	....	....	....
\$3 but under \$4.....	5	4	3	12
4 " " 5.....	6	11	6	23
5 " " 6.....	12	20	11	43
6 " " 7.....	16	19	7	42
7 " " 8.....	19	14	1	34
8 " " 9.....	31	7	....	38
9 " " 10.....	134	8	....	142
10 " " 12.....	454	16	....	470
12 " " 15.....	418	5	....	423
15 " " 20.....	204	1	....	205
20 " " 25.....	68	....	....	68
25 and over.....	27	....	....	27
Total .....	1,394	105	28	1,527

## PAPER—FIFTY-THREE ESTABLISHMENTS.

Classification of Weekly Earnings.	Number of Persons Receiving Specified Amounts who are			Total Number Receiving Specified Amounts.
	Men 16 years and over.	Women 16 years and over.	Children under 16 years.	
Under \$3.....	....	....	....	....
\$3 but under \$4.....	3	1	....	4
4 " " 5.....	11	30	17	58
5 " " 6.....	58	100	5	163
6 " " 7.....	160	96	1	257
7 " " 8.....	134	103	1	238
8 " " 9.....	219	30	....	249
9 " " 10.....	684	16	....	700
10 " " 12.....	1,219	9	....	1,228
12 " " 15.....	682	4	....	686
15 " " 20.....	579	4	....	583
20 " " 25.....	198	2	....	200
25 and over.....	170	2	....	172
Total .....	4,117	397	24	4,538

TABLE No. 7.—Classified Weekly Earnings of Wage-Earners, by Industries, 1914.—(Continued).

## POTTERY—FIFTY-THREE ESTABLISHMENTS.

Classification of Weekly Earnings.	Number of Persons Receiving Specified			Total Number Receiving Specified Amounts.
	Amounts who are			
	Men 16 years and over.	Women 16 years and over.	Children under 16 years.	
Under \$3.....	20	20	4	44
\$3 but under \$4.....	44	64	10	118
4 " " 5.....	87	109	23	219
5 " " 6.....	62	154	3	219
6 " " 7.....	99	190	2	291
7 " " 8.....	193	165	.....	358
8 " " 9.....	191	75	1	267
9 " " 10.....	473	51	.....	524
10 " " 12.....	670	65	.....	735
12 " " 15.....	725	29	.....	754
15 " " 20.....	945	5	.....	950
20 " " 25.....	728	1	.....	729
25 and over.....	827	.....	.....	827
Total .....	5,064	928	43	6,035

## PRINTING AND BOOKBINDING—TWENTY ESTABLISHMENTS.

Classification of Weekly Earnings.	Number of Persons Receiving Specified			Total Number Receiving Specified Amounts.
	Amounts who are			
	Men 16 years and over.	Women 16 years and over.	Children under 16 years.	
Under \$3.....	.....	.....	.....	.....
\$3 but under \$4.....	12	8	4	24
4 " " 5.....	39	74	5	118
5 " " 6.....	78	83	.....	161
6 " " 7.....	78	147	.....	225
7 " " 8.....	62	63	.....	125
8 " " 9.....	73	50	.....	123
9 " " 10.....	96	50	.....	146
10 " " 12.....	130	45	.....	175
12 " " 15.....	195	32	.....	227
15 " " 20.....	247	12	.....	259
20 " " 25.....	165	12	.....	177
25 and over.....	190	5	.....	195
Total .....	1,365	581	9	1,955

TABLE No. 7.—Classified Weekly Earnings of Wage-Earners, by Industries, 1914.—(Continued).

## QUARRYING STONE—TWENTY-ONE ESTABLISHMENTS.

Classification of Weekly Earnings.	Number of Persons Receiving Specified Amounts who are			Total Number Receiving Specified Amounts.
	Men 16 years and over.	Women 16 years and over.	Children under 16 years.	
Under \$3.....	3	....	....	3
\$3 but under \$4.....	1	....	....	1
4 " " 5.....	11	....	....	11
5 " " 6.....	13	....	....	13
6 " " 7.....	39	....	....	39
7 " " 8.....	41	....	....	41
8 " " 9.....	133	....	....	133
9 " " 10.....	122	....	....	122
10 " " 12.....	260	....	....	260
12 " " 15.....	351	....	....	351
15 " " 20.....	219	....	....	219
20 " " 25.....	151	....	....	151
25 and over.....	331	....	....	331
Total .....	1,680	....	....	1,680

## ROOFING (METAL AND TAR)—EIGHT ESTABLISHMENTS.

Classification of Weekly Earnings.	Number of Persons Receiving Specified Amounts who are			Total Number Receiving Specified Amounts.
	Men 16 years and over.	Women 16 years and over.	Children under 16 years.	
Under \$3.....	....	....	....	....
\$3 but under \$4.....	1	....	....	1
4 " " 5.....	2	....	....	2
5 " " 6.....	2	12	....	14
6 " " 7.....	3	3	2	8
7 " " 8.....	10	....	....	10
8 " " 9.....	11	....	....	11
9 " " 10.....	64	....	....	64
10 " " 12.....	179	1	....	180
12 " " 15.....	122	1	....	123
15 " " 20.....	143	....	....	143
20 " " 25.....	17	....	....	17
25 and over.....	25	....	....	25
Total .....	579	17	....	598

TABLE No. 7.—Classified Weekly Earnings of Wage-Earners, by Industries, 1914.—(Continued).

RUBBER GOODS (HARD AND SOFT)—FIFTY-EIGHT ESTABLISHMENTS.

Classification of Weekly Earnings.	Number of Persons Receiving Specified Amounts who are			Total Number Receiving Specified Amounts.
	Men 16 years and over.	Women 16 years and over.	Children under 16 years.	
Under \$3.....	33	12	10	55
\$3 but under \$4.....	51	20	20	91
4 " " 5.....	56	65	42	163
5 " " 6.....	115	174	47	336
6 " " 7.....	277	413	35	725
7 " " 8.....	339	308	10	657
8 " " 9.....	647	210	....	857
9 " " 10.....	1,295	127	....	1,422
10 " " 12.....	2,031	115	....	2,146
12 " " 15.....	2,096	30	....	2,126
15 " " 20.....	1,557	14	....	1,571
20 " " 25.....	566	....	....	566
25 and over.....	305	1	....	306
Total .....	9,368	1,489	164	11,021

SADDLES AND HARNESS—THREE ESTABLISHMENTS.

Classification of Weekly Earnings.	Number of Persons Receiving Specified Amounts who are			Total Number Receiving Specified Amounts.
	Men 16 years and over.	Women 16 years and over.	Children under 16 years.	
Under \$3.....	....	....	....	....
\$3 but under \$4.....	....	....	....	....
4 " " 5.....	....	1	....	1
5 " " 6.....	....	....	....	....
6 " " 7.....	1	1	....	2
7 " " 8.....	1	2	....	3
8 " " 9.....	....	....	....	....
9 " " 10.....	1	2	....	3
10 " " 12.....	4	1	....	5
12 " " 15.....	4	....	....	4
15 " " 20.....	5	....	....	5
20 " " 25.....	2	....	....	2
25 and over.....	....	....	....	....
Total .....	18	7	....	25

TABLE No. 7.—Classified Weekly Earnings of Wage-Earners, by Industries, 1914.—(Continued).

## SADDLERY AND HARNESS HARDWARE—NINE ESTABLISHMENTS.

Classification of Weekly Earnings.	Number of Persons Receiving Specified Amounts who are			Total Number Receiving Specified Amounts.
	Men 16 years and over.	Women 16 years and over.	Children under 16 years.	
Under \$3.....	....	....	....	....
\$3 but under \$4.....	....	....	11	11
4 " " 5.....	40	38	....	78
5 " " 6.....	39	25	....	64
6 " " 7.....	44	23	....	67
7 " " 8.....	41	18	....	59
8 " " 9.....	73	15	....	88
9 " " 10.....	48	7	....	55
10 " " 12.....	114	13	....	127
12 " " 15.....	96	14	....	110
15 " " 20.....	133	....	....	133
20 " " 25.....	39	....	....	39
25 and over.....	10	....	....	10
Total .....	677	153	11	841

## SASH, BLINDS AND DOORS—TWENTY-NINE ESTABLISHMENTS.

Classification of Weekly Earnings.	Number of Persons Receiving Specified Amounts who are			Total Number Receiving Specified Amounts.
	Men 16 years and over.	Women 16 years and over.	Children under 16 years.	
Under \$3.....	....	....	....	....
\$3 but under \$4.....	7	....	....	7
4 " " 5.....	6	....	....	6
5 " " 6.....	26	1	....	27
6 " " 7.....	15	2	....	17
7 " " 8.....	31	3	....	34
8 " " 9.....	31	2	....	33
9 " " 10.....	79	1	....	80
10 " " 12.....	107	1	....	108
12 " " 15.....	169	....	....	169
15 " " 20.....	339	4	....	343
20 " " 25.....	94	....	....	94
25 and over.....	26	....	....	26
Total .....	930	14	....	944

TABLE No. 7.—Classified Weekly Earnings of Wage-Earners, by Industries, 1914.—(Continued).

SCIENTIFIC INSTRUMENTS—TWENTY-SIX ESTABLISHMENTS.

Classification of Weekly Earnings.	Number of Persons Receiving Specified			Total Number Receiving Specified Amounts.
	Amounts who are			
	Men 16 years and over.	Women 16 years and over.	Children under 16 years.	
Under \$3.....	2	....	....	2
\$3 but under \$4.....	5	1	12	18
4 " " 5.....	28	43	10	81
5 " " 6.....	84	92	5	181
6 " " 7.....	209	260	....	469
7 " " 8.....	184	196	....	380
8 " " 9.....	359	217	....	576
9 " " 10.....	369	233	....	1,102
10 " " 12.....	1,542	163	....	1,705
12 " " 15.....	3,627	77	....	3,704
15 " " 20.....	2,033	9	....	2,042
20 " " 25.....	421	....	....	421
25 and over.....	218	1	....	219
<b>Total</b> .....	<b>9,581</b>	<b>1,292</b>	<b>27</b>	<b>10,900</b>

## SHIPBUILDING—NINETEEN ESTABLISHMENTS.

Classification of Weekly Earnings.	Number of Persons Receiving Specified			Total Number Receiving Specified Amounts.
	Amounts who are			
	Men 16 years and over.	Women 16 years and over.	Children under 16 years.	
Under \$3.....	13	....	....	13
\$3 but under \$4.....	11	....	....	11
4 " " 5.....	82	....	....	82
5 " " 6.....	29	....	....	29
6 " " 7.....	26	....	....	26
7 " " 8.....	119	....	....	119
8 " " 9.....	616	....	....	616
9 " " 10.....	195	....	....	195
10 " " 12.....	1,003	....	....	1,003
12 " " 15.....	1,266	....	....	1,266
15 " " 20.....	1,996	....	....	1,996
20 " " 25.....	762	....	....	762
25 and over.....	96	....	....	96
<b>Total</b> .....	<b>6,214</b>	<b>....</b>	<b>....</b>	<b>6,214</b>

TABLE No. 7.—Classified Weekly Earnings of Wage-Earners, by Industries, 1914.—(Continued).

## SHIRTS—TWENTY-NINE ESTABLISHMENTS.

Classification of Weekly Earnings.	Number of Persons Receiving Specified Amounts who are			Total Receiving Specified Amounts.
	Men	Women	Children	
	16 years and over.	16 years and over.	under 16 years.	
Under \$3.....	1	50	16	67
\$3 but under \$4.....	7	104	116	227
4 " " 5.....	7	234	41	332
5 " " 6.....	39	356	....	395
6 " " 7.....	22	429	....	451
7 " " 8.....	35	450	....	485
8 " " 9.....	37	435	....	472
9 " " 10.....	38	345	....	383
10 " " 12.....	99	360	....	459
12 " " 15.....	168	211	....	374
15 " " 20.....	225	83	....	308
20 " " 25.....	32	9	....	41
25 and over.....	7	1	....	8
<b>Total</b> .....	<b>712</b>	<b>3,117</b>	<b>173</b>	<b>4,002</b>

## SHIRT WAISTS (WOMEN'S)—FOUR ESTABLISHMENTS.

Classification of Weekly Earnings.	Number of Persons Receiving Specified Amounts who are			Total Receiving Specified Amounts.
	Men	Women	Children	
	16 years and over.	16 years and over.	under 16 years.	
Under \$3.....	....	15	....	15
\$3 but under \$4.....	....	12	2	14
4 " " 5.....	....	16	5	21
5 " " 6.....	....	46	....	46
6 " " 7.....	....	79	....	79
7 " " 8.....	....	106	....	106
8 " " 9.....	....	87	....	87
9 " " 10.....	....	63	....	63
10 " " 12.....	....	64	....	64
12 " " 15.....	....	42	....	42
15 " " 20.....	1	22	....	23
20 " " 25.....	2	4	....	6
25 and over.....	....	2	....	2
<b>Total</b> .....	<b>3</b>	<b>568</b>	<b>7</b>	<b>568</b>

TABLE No. 7.—Classified Weekly Earnings of Wage-Earners, by Industries, 1914.—(Continued).

## SHOES—TWENTY-NINE ESTABLISHMENTS.

Classification of Weekly Earnings.	Number of Persons Receiving Specified Amounts who are			Total Receiving Specified Amounts.
	Men 16 years and over.	Women 16 years and over.	Children under 16 years.	
Under \$3.....	14	22	6	42
\$3 but under \$4.....	22	56	19	97
4 " " 5.....	58	146	19	223
5 " " 6.....	109	214	13	336
6 " " 7.....	133	209	1	343
7 " " 8.....	119	190	1	310
8 " " 9.....	137	185	1	323
9 " " 10.....	164	122	....	286
10 " " 12.....	337	202	....	539
12 " " 15.....	504	131	....	635
15 " " 20.....	532	28	....	560
20 " " 25.....	196	2	....	198
25 and over.....	128	1	....	129
Total .....	2,453	1,508	60	4,021

## SILK (BROAD AND RIBBON) ONE HUNDRED AND NINETY-ONE ESTABLISHMENTS.

Classification of Weekly Earnings.	Number of Persons Receiving Specified Amounts who are			Total Receiving Specified Amounts.
	Men 16 years and over.	Women 16 years and over.	Children under 16 years.	
Under \$3.....	162	115	24	301
\$3 but under \$4.....	66	238	135	439
4 " " 5.....	242	532	239	1,013
5 " " 6.....	349	899	79	1,327
6 " " 7.....	385	1,417	33	1,835
7 " " 8.....	406	1,632	8	2,046
8 " " 9.....	501	1,557	8	2,066
9 " " 10.....	523	943	....	1,466
10 " " 12.....	1,455	1,619	....	3,074
12 " " 15.....	2,923	2,198	....	5,121
15 " " 20.....	3,592	1,619	....	5,211
20 " " 25.....	1,039	85	....	1,124
25 and over.....	320	24	....	344
Total .....	11,966	12,878	526	25,370

TABLE No. 7.—Classified Weekly Earnings of Wage-Earners, by Industries, 1914.—(Continued).

## SILK DYEING—TWENTY-SIX ESTABLISHMENTS.

Classification of Weekly Earnings.	Number of Persons Receiving Specified Amounts who are			Total Number Receiving Specified Amounts.
	Men 16 years and over.	Women 16 years and over.	Children under 16 years.	
Under \$3.....	....	....	2	2
\$3 but under \$4.....	6	....	4	10
4 " " 5.....	26	71	6	103
5 " " 6.....	24	132	11	167
6 " " 7.....	55	607	17	679
7 " " 8.....	68	134	4	206
8 " " 9.....	284	74	....	358
9 " " 10.....	1,147	35	....	1,182
10 " " 12.....	1,171	19	....	1,190
12 " " 15.....	2,224	15	....	2,239
15 " " 20.....	515	15	....	530
20 " " 25.....	257	1	....	258
25 and over.....	169	....	....	169
Total .....	5,946	1,103	44	7,093

## SILK THROWING—THIRTY-TWO ESTABLISHMENTS.

Classification of Weekly Earnings.	Number of Persons Receiving Specified Amounts who are			Total Number Receiving Specified Amounts.
	Men 16 years and over.	Women 16 years and over.	Children under 16 years.	
Under \$3.....	1	1	2	4
\$3 but under \$4.....	20	35	48	103
4 " " 5.....	34	91	37	162
5 " " 6.....	41	62	20	123
6 " " 7.....	57	142	5	204
7 " " 8.....	77	429	1	507
8 " " 9.....	75	203	....	278
9 " " 10.....	112	31	....	143
10 " " 12.....	66	34	....	100
12 " " 15.....	42	2	....	44
15 " " 20.....	55	13	....	68
20 " " 25.....	110	....	....	110
25 and over.....	5	....	....	5
Total .....	695	1,043	113	1,851

TABLE No. 7.—Classified Weekly Earnings of Wage-Earners, by Industries, 1914.—(Continued).

## SILK MILL. SUPPLIES—SEVENTEEN ESTABLISHMENTS.

Classification of Weekly Earnings.	Number of Persons Receiving Specified Amounts who are			Total Number Receiving Specified Amounts.
	Men 16 years and over.	Women 16 years and over.	Children under 16 years.	
Under \$3.....	6	16	13	35
\$3 but under \$4.....	12	9	4	25
4 " " 5.....	26	30	13	69
5 " " 6.....	51	35	9	95
6 " " 7.....	42	24	....	66
7 " " 8.....	48	16	....	64
8 " " 9.....	50	17	....	67
9 " " 10.....	61	13	....	74
10 " " 12.....	107	18	....	125
12 " " 15.....	124	19	....	153
15 " " 20.....	106	12	....	118
20 " " 25.....	32	2	....	34
25 and over.....	4	....	....	4
Total .....	679	211	39	929

## SILVER GOODS—TWENTY-FOUR ESTABLISHMENTS.

Classification of Weekly Earnings.	Number of Persons Receiving Specified Amounts who are			Total Number Receiving Specified Amounts.
	Men 16 years and over.	Women 16 years and over.	Children under 16 years.	
Under \$3.....	3	....	....	3
\$3 but under \$4.....	5	....	2	7
4 " " 5.....	10	19	6	35
5 " " 6.....	42	48	9	99
6 " " 7.....	33	54	1	88
7 " " 8.....	49	43	....	92
8 " " 9.....	35	46	....	81
9 " " 10.....	33	22	....	55
10 " " 12.....	57	40	....	97
12 " " 15.....	118	26	....	144
15 " " 20.....	355	7	....	362
20 " " 25.....	244	6	....	250
25 and over.....	136	2	....	138
Total .....	1,120	313	18	1,451

TABLE No. 7.—Classified Weekly Earnings of Wage-Earners, by industries, 1914.—(Continued).

SMELTING AND REFINING (GOLD, SILVER, COPPER, ETC.)—TWELVE ESTABLISHMENTS.

Classification of Weekly Earnings.	Number of Persons Receiving Specified Amounts who are			Total Number Receiving Specified Amounts.
	Men 16 years and over.	Women 16 years and over.	Children under 16 years.	
Under \$3.....	....	....	....	....
\$3 but under \$4.....	....	....	....	....
4 " " 5.....	4	....	....	4
5 " " 6.....	1	....	....	1
6 " " 7.....	16	....	....	16
7 " " 8.....	7	....	....	7
8 " " 9.....	38	....	1	39
9 " " 10.....	64	2	....	66
10 " " 12.....	1,457	3	....	1,460
12 " " 15.....	2,091	1	....	2,092
15 " " 20.....	1,299	....	....	1,299
20 " " 25.....	213	....	....	213
25 and over.....	97	....	....	97
Total .....	5,287	6	1	5,294

SOAP AND TALLOW—SIXTEEN ESTABLISHMENTS.

Classification of Weekly Earnings.	Number of Persons Receiving Specified Amounts who are			Total Number Receiving Specified Amounts.
	Men 16 years and over.	Women 16 years and over.	Children under 16 years.	
Under \$3.....	....	....	....	....
\$3 but under \$4.....	....	22	....	22
4 " " 5.....	2	22	2	26
5 " " 6.....	17	31	2	50
6 " " 7.....	184	109	....	293
7 " " 8.....	107	93	....	200
8 " " 9.....	123	66	....	189
9 " " 10.....	151	90	....	241
10 " " 12.....	678	129	....	807
12 " " 15.....	452	86	....	538
15 " " 20.....	312	5	....	317
20 " " 25.....	132	4	....	136
25 and over.....	76	1	....	77
Total .....	2,234	658	4	2,896

8 STAT.

TABLE No. 7.—Classified Weekly Earnings of Wage-Earners, by Industries, 1914.—(Continued).

## STEEL AND IRON (BAR)—EIGHT ESTABLISHMENTS.

Classification of Weekly Earnings.	Number of Persons Receiving Specified Amounts who are			Total Number Receiving Specified Amounts.
	Men 16 years and over.	Women 16 years and over.	Children under 16 years.	
Under \$3.....	....	....	....	....
\$3 but under \$4.....	2	....	....	2
4 " " 5.....	5	40	1	46
5 " " 6.....	32	29	....	61
6 " " 7.....	33	4	1	38
7 " " 8.....	63	3	....	66
8 " " 9.....	114	12	....	126
9 " " 10.....	253	....	....	253
10 " " 12.....	400	....	....	400
12 " " 15.....	209	....	....	209
15 " " 20.....	147	....	....	147
20 " " 25.....	87	....	....	87
25 and over.....	68	....	....	68
Total .....	1,413	83	2	1,503

## STEEL AND IRON FORGING—THIRTEEN ESTABLISHMENTS.

Classification of Weekly Earnings.	Number of Persons Receiving Specified Amounts who are			Total Number Receiving Specified Amounts.
	Men 16 years and over.	Women 16 years and over.	Children under 16 years.	
Under \$3.....	14	....	....	14
\$3 but under \$4.....	14	....	....	14
4 " " 5.....	20	....	....	20
5 " " 6.....	15	....	....	15
6 " " 7.....	22	....	....	22
7 " " 8.....	44	....	....	44
8 " " 9.....	130	1	....	131
9 " " 10.....	405	2	....	407
10 " " 12.....	443	....	....	443
12 " " 15.....	403	3	....	406
15 " " 20.....	555	1	....	556
20 " " 25.....	145	....	....	145
25 and over.....	77	....	....	77
Total .....	2,292	7	....	2,299

TABLE No. 7.—Classified Weekly Earnings of Wage-Earners, by Industries, 1914.—(Continued).

## STEEL AND IRON (STRUCTURAL)—THIRTY-THREE ESTABLISHMENTS.

Classification of Weekly Earnings.	Number of Persons Receiving Specified Amounts who are—			Total Number Receiving Specified Amounts.
	Men 16 years and over.	Women 16 years and over.	Children under 16 years.	
Under \$3.....	....	....	....	....
\$3 but under \$4.....	3	....	....	3
4 " " 5.....	1	....	....	1
5 " " 6.....	21	....	1	22
6 " " 7.....	29	....	1	30
7 " " 8.....	31	....	....	31
8 " " 9.....	176	1	....	177
9 " " 10.....	591	....	....	591
10 " " 12.....	1,059	1	....	1,060
12 " " 15.....	763	1	....	764
15 " " 20.....	547	1	....	548
20 " " 25.....	281	1	....	282
25 and over.....	376	....	....	376
Total .....	3,873	5	2	3,885

## TEXTILE PRODUCTS—TWELVE ESTABLISHMENTS.

Classification of Weekly Earnings.	Number of Persons Receiving Specified Amounts who are—			Total Number Receiving Specified Amounts.
	Men 16 years and over.	Women 16 years and over.	Children under 16 years.	
Under \$3.....	1	8	2	11
\$3 but under \$4.....	5	18	4	27
4 " " 5.....	14	32	47	93
5 " " 6.....	86	131	3	220
6 " " 7.....	51	128	....	179
7 " " 8.....	84	81	....	165
8 " " 9.....	93	107	....	200
9 " " 10.....	161	15	....	176
10 " " 12.....	172	20	....	192
12 " " 15.....	124	6	....	130
15 " " 20.....	138	10	....	148
20 " " 25.....	47	....	....	47
25 and over.....	17	....	....	17
Total .....	993	556	56	1,605

TABLE No. 7.—Classified Weekly Earnings of Wage-Earners, by Industries, 1914.—(Continued).

THREAD—EIGHT ESTABLISHMENTS.

Classification of Weekly Earnings.	Number of Persons Receiving Specified Amounts who are			Total Number Receiving Specified Amounts.
	Men 16 years and over.	Women 16 years and over.	Children under 16 years.	
Under \$3.....	....	....	....	....
\$3 but under \$4.....	3	11	1	15
4 " " 5.....	11	56	107	174
5 " " 6.....	118	418	274	810
6 " " 7.....	97	837	79	1,013
7 " " 8.....	92	824	11	927
8 " " 9.....	182	550	7	739
9 " " 10.....	184	211	....	395
10 " " 12.....	349	88	....	437
12 " " 15.....	329	17	....	346
15 " " 20.....	395	....	....	395
20 " " 25.....	68	....	....	68
25 and over.....	34	....	....	34
Total .....	1,862	3,012	479	5,353

TRUNKS AND TRAVELING BAGS—TWELVE ESTABLISHMENTS.

Classification of Weekly Earnings.	Number of Persons Receiving Specified Amounts who are			Total Number Receiving Specified Amounts.
	Men 16 years and over.	Women 16 years and over.	Children under 16 years.	
Under \$3.....	2	....	....	2
\$3 but under \$4.....	1	....	....	1
4 " " 5.....	4	8	....	12
5 " " 6.....	9	6	....	15
6 " " 7.....	21	3	1	25
7 " " 8.....	28	11	....	39
8 " " 9.....	27	7	....	34
9 " " 10.....	35	5	....	40
10 " " 12.....	121	6	....	127
12 " " 15.....	109	....	....	109
15 " " 20.....	114	3	....	117
20 " " 25.....	29	....	....	29
25 and over.....	28	....	....	28
Total .....	528	49	1	578

TABLE No. 7.—Classified Weekly Earnings of Wage-Earners, by Industries, 1914.—(Continued.)

## TRUNK AND BAG HARDWARE—EIGHT ESTABLISHMENTS.

Classification of Weekly Earnings.	Number of Persons Receiving Specified Amounts who are			Total Number Receiving Specified Amounts.
	Men 16 years and over.	Women 16 years and over.	Children under 16 years.	
Under \$3.....	2	8	6	16
\$3 but under \$4.....	9	17	3	29
4 " " 5.....	27	28	12	67
5 " " 6.....	64	65	7	136
6 " " 7.....	69	48	5	122
7 " " 8.....	48	48	5	101
8 " " 9.....	84	42	8	134
9 " " 10.....	91	46	....	137
10 " " 12.....	114	45	....	159
12 " " 15.....	171	23	....	194
15 " " 20.....	291	22	....	313
20 " " 25.....	125	....	....	125
25 and over.....	52	....	....	52
Total .....	1,147	392	46	1,585

## TYPEWRITERS AND SUPPLIES—SEVEN ESTABLISHMENTS.

Classification of Weekly Earnings.	Number of Persons Receiving Specified Amounts who are			Total Number Receiving Specified Amounts.
	Men 16 years and over.	Women 16 years and over.	Children under 16 years.	
Under \$3.....	....	....	....	....
\$3 but under \$4.....	....	....	....	....
4 " " 5.....	1	....	....	1
5 " " 6.....	4	6	....	10
6 " " 7.....	7	23	....	30
7 " " 8.....	15	11	....	26
8 " " 9.....	4	3	....	7
9 " " 10.....	10	3	....	13
10 " " 12.....	40	2	....	42
12 " " 15.....	53	1	....	54
15 " " 20.....	61	....	....	61
20 " " 25.....	17	1	....	18
25 and over.....	9	....	....	9
Total .....	221	50	....	271

TABLE No. 7.—Classified Weekly Earnings of Wage-Earners, by Industries, 1914.—(Continued.)

## UNDERWEAR (WOMEN'S AND CHILDREN'S)—TWENTY-EIGHT ESTABLISHMENTS.

Classification of Weekly Earnings.	Number of Persons Receiving Specified			Total Number Receiving Specified Amounts.
	Amounts who are—			
	Men 16 years and over.	Women 16 years and over.	Children under 16 years.	
Under \$3.....	....	90	4	94
\$3 but under \$4.....	1	140	11	152
4 " " 5.....	6	183	2	191
5 " " 6.....	6	246	1	253
6 " " 7.....	9	315	....	324
7 " " 8.....	15	328	....	343
8 " " 9.....	14	311	....	325
9 " " 10.....	17	260	....	277
10 " " 12.....	22	253	....	275
12 " " 15.....	25	144	....	169
15 " " 20.....	61	51	....	112
20 " " 25.....	30	7	....	37
25 and over.....	21	4	....	25
Total .....	227	2,332	18	2,577

## VARNISHES—TWENTY ESTABLISHMENTS.

Classification of Weekly Earnings.	Number of Persons Receiving Specified			Total Number Receiving Specified Amounts.
	Amounts who are—			
	Men 16 years and over.	Women 16 years and over.	Children under 16 years.	
Under \$3.....	....	....	....	....
\$3 but under \$4.....	1	....	....	1
4 " " 5.....	....	....	....	....
5 " " 6.....	2	1	....	3
6 " " 7.....	10	6	....	16
7 " " 8.....	5	1	....	6
8 " " 9.....	7	2	....	9
9 " " 10.....	13	2	....	15
10 " " 12.....	54	1	....	55
12 " " 15.....	145	3	....	148
15 " " 20.....	80	2	....	82
20 " " 25.....	33	1	....	34
25 and over.....	31	....	....	31
Total .....	381	19	....	400

TABLE No. 7.—Classified Weekly Earnings of Wage-Earners, by Industries, 1914.—(Continued.)

WATCHES, CASES AND MATERIAL—TWELVE ESTABLISHMENTS.

Classification of Weekly Earnings.	Number of Persons Receiving Specified			Total Number Receiving Specified Amounts.
	Amounts who are—			
	Men 16 years and over.	Women 16 years and over.	Children under 16 years.	
Under \$3.....	....	....	....	....
\$3 but under \$4.....	5	29	3	37
4 " " 5.....	15	64	14	93
5 " " 6.....	19	62	28	109
6 " " 7.....	50	166	15	231
7 " " 8.....	46	159	....	205
8 " " 9.....	76	174	....	250
9 " " 10.....	100	126	....	226
10 " " 12.....	193	115	....	308
12 " " 15.....	381	45	....	426
15 " " 20.....	568	9	....	577
20 " " 25.....	303	....	....	303
25 and over.....	190	....	....	190
Total .....	1,946	949	60	2,955

WINDOW SHADES—FOUR ESTABLISHMENTS.

Classification of Weekly Earnings.	Number of Persons Receiving Specified			Total Number Receiving Specified Amounts.
	Amounts who are—			
	Men 16 years and over.	Women 16 years and over.	Children under 16 years.	
Under \$3.....	....	....	....	....
\$3 but under \$4.....	....	....	....	....
4 " " 5.....	....	....	....	....
5 " " 6.....	....	....	....	....
6 " " 7.....	....	2	....	2
7 " " 8.....	....	1	....	1
8 " " 9.....	3	2	....	5
9 " " 10.....	2	2	....	4
10 " " 12.....	3	3	....	6
12 " " 15.....	14	....	....	14
15 " " 20.....	58	1	....	59
20 " " 25.....	11	....	....	11
25 and over.....	....	....	....	....
Total .....	91	11	....	102

**TABLE No. 7.—Classified Weekly Earnings of Wage-Earners, by Industries, 1914.—(Continued.)**

WOODEN GOODS—FORTY-ONE ESTABLISHMENTS.

Classification of Weekly Earnings.	Number of Persons Receiving Specified Amounts who are—			Total Receiving Specified Amounts.
	Men 16 years and over.	Women 16 years and over.	Children under 16 years.	
Under \$3.....	9	....	....	9
\$3 but under \$4.....	5	....	9	14
4 " " 5.....	43	10	9	62
5 " " 6.....	94	11	....	105
6 " " 7.....	101	12	1	114
7 " " 8.....	77	5	....	82
8 " " 9.....	85	2	....	87
9 " " 10.....	191	....	....	191
10 " " 12.....	254	5	....	259
12 " " 15.....	391	4	....	395
15 " " 20.....	529	1	....	530
20 " " 25.....	246	1	....	247
25 and over.....	68	1	....	69
Total .....	2,093	52	19	2,164

WOOLEN AND WORSTED GOODS—TWENTY-NINE ESTABLISHMENTS.

Classification of Weekly Earnings.	Number of Persons Receiving Specified Amounts who are—			Total Receiving Specified Amounts.
	Men 16 years and over.	Women 16 years and over.	Children under 16 years.	
Under \$3.....	16	12	10	38
\$3 but under \$4.....	18	118	8	144
4 " " 5.....	122	558	170	850
5 " " 6.....	389	1,739	143	2,271
6 " " 7.....	353	2,268	24	2,645
7 " " 8.....	457	1,472	6	1,935
8 " " 9.....	899	819	3	1,721
9 " " 10.....	1,291	601	....	1,892
10 " " 12.....	1,822	673	....	2,495
12 " " 15.....	1,322	481	....	1,803
15 " " 20.....	1,178	181	....	1,359
20 " " 25.....	357	3	....	360
25 and over.....	194	....	....	194
Total .....	8,418	8,925	364	17,707

TABLE No. 7.—Classified Weekly Earnings of Wage-Earners, by Industries, 1914.—(Continued.)

UNCLASSIFIED—ONE HUNDRED AND FIFTEEN ESTABLISHMENTS.

Classification of Weekly Earnings.	Number of Persons Receiving Specified			Total Number Receiving Specified Amounts.
	Amounts who are—			
	Men 16 years and over.	Women 16 years and over.	Children under 16 years.	
Under \$3.....	3	30	....	33
\$3 but under \$4.....	20	44	16	80
4 " " 5.....	54	227	28	309
5 " " 6.....	85	343	11	439
6 " " 7.....	160	469	1	630
7 " " 8.....	325	271	....	596
8 " " 9.....	348	158	....	506
9 " " 10.....	883	80	....	963
10 " " 12.....	1,833	72	....	1,905
12 " " 15.....	3,218	45	....	3,263
15 " " 20.....	1,366	10	....	1,376
20 " " 25.....	497	8	....	505
25 and over.....	215	1	....	216
Total .....	9,007	1,758	56	10,821

ALL INDUSTRIES—TWO THOUSAND SIX HUNDRED AND TWENTY-FOUR ESTABLISHMENTS.

Classification of Weekly Earnings.	Number of Persons Receiving Specified			Total Number Receiving Specified Amounts.
	Amounts who are—			
	Men 16 years and over.	Women 16 years and over.	Children under 16 years.	
Under \$3.....	891	1,282	504	2,677
\$3 but under \$4.....	1,153	3,519	1,244	5,916
4 " " 5.....	2,840	8,002	1,686	12,528
5 " " 6.....	5,570	13,978	1,235	20,783
6 " " 7.....	8,103	17,623	450	26,176
7 " " 8.....	10,190	14,636	122	24,948
8 " " 9.....	14,761	11,744	52	26,557
9 " " 10.....	26,406	7,772	....	34,178
10 " " 12.....	49,236	8,756	....	57,992
12 " " 15.....	56,569	5,885	....	62,454
15 " " 20.....	54,621	2,704	....	57,325
20 " " 25.....	19,458	250	....	19,708
25 and over.....	11,121	65	....	11,186
Total .....	260,819	96,216	5,293	362,428

TABLE No. 8.—Number of Days in Operation, Number of Hours Worked per Day, Number of Hours Worked per Week and Overtime, 1914.—Averages by Industries.

Office Number.	INDUSTRIES.	Number of Establishments Considered.	Average Number of Days in Operation During the Year.	Average Number of Hours Worked per Day (Under Normal Conditions).	Number of Hours Worked per Week (Under Normal Conditions).	Establishments that Worked Overtime During the Year.	
						Number of Establishments.	Aggregate Number of Hours.
1	Agricultural machinery and implements .....	7	286.14	9.86	57.29	.....	.....
2	Artisans' tools .....	41	278.46	9.68	54.54	1	100
3	Art tile .....	12	277.08	9.83	55.00	.....	.....
4	Boilers, tanks, etc.....	15	294.33	9.47	54.13	3	63,816
5	Boxes (paper) .....	44	288.23	9.70	53.70	3	182
6	Boxes (wood) .....	13	290.23	9.61	55.46	2	506
7	Brewing (lager beer, ale and porter) .....	35	293.90	8.47	50.40	11	37,494
8	Brick and terra cotta.....	74	203.97	8.41	49.23	5	10,238
9	Brushes .....	16	297.00	9.56	54.31	2	299
10	Buttons (ivory) .....	11	288.18	9.51	55.00	.....	.....
11	Buttons (metal) .....	11	287.09	9.36	53.64	1	120
12	Buttons (pearl) .....	26	256.61	9.58	53.69	.....	.....
13	Carpets and rugs.....	5	228.80	9.80	54.00	.....	.....
14	Carriages and wagons .....	27	303.66	9.56	54.00	2	920
15	Chemical products .....	89	301.65	9.87	57.63	20	81,471
16	Cigars and tobacco.....	43	287.37	9.35	52.37	1	2,600
17	Clothing .....	21	274.43	9.29	52.88	.....	.....
18	Confectionery .....	15	280.07	9.80	54.67	4	878
19	Corks and cork specialties....	5	281.60	9.80	57.60	.....	.....
20	Cornices and skylights .....	25	282.44	8.68	48.28	1	200
21	Corsets and corset waists....	10	287.80	9.20	50.90	.....	.....
22	Cotton goods .....	41	287.97	9.70	54.28	3	345
23	Cotton goods (finishing and dyeing) .....	17	266.76	9.35	53.71	.....	.....
24	Cutlery .....	12	274.33	9.58	52.83	1	50
25	Drawn wire and wire cloth..	12	291.42	9.83	55.00	5	9,570
26	Electrical appliances .....	33	281.06	9.79	55.09	7	13,063
27	Embroideries .....	55	276.75	9.86	55.35	5	705
28	Fertilizers .....	12	285.33	10.00	58.66	2	295
29	Food products .....	34	288.23	9.79	56.97	8	98,106
30	Foundry (brass) .....	20	288.30	9.60	54.65	.....	.....
31	Foundry (iron) .....	58	274.19	9.42	55.30	8	67,871
32	Furnace, ranges and heaters..	13	263.15	9.46	53.30	3	5,764
33	Gas and electric light fixtures .....	15	286.47	9.27	52.53	.....	.....
34	Glass (cut tableware) .....	13	254.92	9.77	54.92	.....	.....
35	Glass mirrors .....	4	274.00	9.50	54.50	.....	.....
36	Glass (window and bottle)....	19	254.68	8.95	51.37	1	300
37	Graphite products .....	6	269.00	10.16	56.50	1	2,400
38	Hats (fur and felt).....	31	266.87	9.16	51.29	.....	.....
39	Hats (straw) .....	3	283.00	9.66	57.33	.....	.....
40	High explosives .....	10	267.60	9.60	55.10	1	3,058
41	Inks and mucilage .....	8	282.25	9.87	55.12	4	2,835
42	Jewelry .....	116	275.55	9.36	52.97	.....	.....
43	Knit goods .....	33	265.57	9.43	52.91	3	9,989
44	Lamps .....	11	296.00	9.55	53.36	2	75,092
45	Leather .....	82	292.13	9.69	55.87	.....	.....
46	Leather goods .....	23	282.08	9.65	55.13	4	1,846
47	Lime and cement .....	9	278.67	9.56	66.44	2	27,331
48	Machinery .....	133	286.42	9.57	54.32	23	148,039
49	Mattresses and bedding.....	8	295.25	9.50	54.87	1	100
50	Metal goods .....	90	287.58	9.70	55.02	12	7,469

TABLE No. 8.—Number of Days in Operation, Number of Hours Worked per Day, Number of Hours Worked per Week and Overtime, 1914.—Averages by Industries.—(Continued).

Office Number.	INDUSTRIES—Continued.	Number of Establishments Considered.	Average Number of Days in Operation During the Year.	Average Number of Hours Worked per Day (Under Normal Conditions).	Number of Hours Worked per Week (Under Normal Conditions).	Establishments that Worked Overtime During the Year.	
						Number of Establishments.	Aggregate Number of Hours.
51	Metal novelties .....	27	294.11	9.96	57.80	5	816
52	Mining and smelting iron ore.	7	279.57	10.71	65.00	1	2,240
53	Motor vehicles and parts.....	20	295.00	9.50	53.45	8	19,823
54	Musical instruments .....	24	277.45	9.46	54.83	5	1,661
55	Oilcloth and linoleum .....	10	270.00	9.70	57.20	2	2,300
56	Oils .....	23	258.65	8.30	48.61	8	15,854
57	Paints .....	18	294.72	9.61	54.61	3	4,585
58	Paper .....	53	284.93	10.78	62.37	1	286
59	Pottery .....	53	277.48	9.32	53.13	2	696
60	Printing and bookbinding....	20	299.95	8.90	51.00	5	7,441
61	Quarrying stone .....	21	225.90	9.38	54.71	2	522
62	Roofing (metal and tar).....	8	280.00	9.75	57.00	1	5,395
63	Rubber goods (hard and soft)	58	274.41	9.91	55.83	11	2,957
64	Saddles and harness.....	3	284.66	9.33	53.67	.....	.....
65	Saddlery and harness hardware	9	287.55	9.89	57.44	2	330
66	Sash, blinds and doors.....	29	292.86	9.07	50.90	1	2,816
67	Scientific instruments .....	26	288.20	9.72	54.40	6	43,896
68	Shipbuilding .....	19	297.84	9.10	52.84	3	66,492
69	Shirts .....	29	280.14	9.57	52.57	.....	.....
70	Shirt waists (women's) .....	4	291.25	9.25	51.75	.....	.....
71	Shoes .....	29	281.52	9.89	54.86	1	76
72	Silk (broad and ribbon).....	191	281.71	9.91	54.63	6	3,745
73	Silk dyeing .....	26	290.68	9.95	55.18	4	21,427
74	Silk throwing .....	32	285.37	10.00	55.00	1	1,210
75	Silk mill supplies .....	17	289.70	9.94	54.64	.....	.....
76	Silver goods .....	24	281.75	9.46	54.87	1	393
77	Smelting and refining (gold, silver, copper, etc.).....	12	326.58	10.00	61.58	1	104,697
78	Soap and tallow .....	16	286.69	9.75	55.94	1	3,400
79	Steel and iron (bar).....	8	293.87	10.25	57.37	1	600
80	Steel and iron (forging).....	13	264.53	9.75	55.58	1	160
81	Steel and iron (structural)....	33	288.76	9.48	53.66	7	1,773
82	Textile products .....	12	276.50	9.75	54.50	.....	.....
83	Thread .....	8	250.75	8.75	48.75	.....	.....
84	Trunks and traveling bags..	12	269.66	9.75	55.50	1	600
85	Trunk and bag hardware.....	8	272.00	9.75	56.87	.....	.....
86	Typewriters and supplies.....	7	295.50	8.66	49.00	1	100
87	Underwear (women's and children's) .....	28	288.80	9.32	51.80	2	100
88	Varnishes .....	20	297.10	9.16	52.00	.....	.....
89	Watches, cases and material.	12	277.92	9.92	55.58	1	75
90	Window shades .....	4	299.25	9.50	55.25	.....	.....
91	Wooden goods .....	41	289.46	9.34	53.12	9	4,261
92	Woolen and worsted goods....	29	277.03	10.00	56.14	3	4,089
93	Unclassified .....	113	277.05	9.65	55.28	10	14,570
	All Industries .....	2,624	280.17	9.58	54.42	269	1,006,908

TABLE No. 9.—Average Proportion of Business Done, by Industries,  
1914.

Office Number.	INDUSTRIES.	Number of Establishments Considered.	Average Proportion of Business Done. Percentage.
1	Agricultural machinery and implements.....	7	60.71
2	Artisans' tools .....	41	71.95
3	Art tile .....	12	72.08
4	Boilers, tanks, etc. ....	15	71.67
5	Boxes (paper) .....	44	69.88
6	Boxes (wood) .....	13	67.31
7	Brewing (lager beer, ale and porter).....	35	68.33
8	Brick and terra cotta.....	74	57.63
9	Brushes .....	16	70.50
10	Buttons (ivory) .....	11	71.82
11	Buttons (metal) .....	11	57.27
12	Buttons (pearl) .....	26	47.69
13	Carpets and rugs .....	5	82.00
14	Carriages and wagons .....	27	72.41
15	Chemical products .....	89	72.08
16	Cigars and tobacco .....	43	76.05
17	Clothing .....	21	69.76
18	Confectionery .....	15	65.33
19	Corks and cork specialties .....	5	87.00
20	Cornices and skylights .....	25	55.40
21	Corsets and corset waists .....	10	81.50
22	Cotton goods .....	41	73.88
23	Cotton goods (finishing and dyeing).....	17	73.82
24	Cutlery .....	12	66.66
25	Drawn wire and wire cloth.....	12	78.75
26	Electrical appliances .....	33	55.39
27	Embroideries .....	55	70.45
28	Fertilizers .....	12	69.58
29	Food products .....	34	75.88
30	Foundry (brass) .....	20	66.25
31	Foundry (iron) .....	58	63.33
32	Furnaces, ranges and heaters.....	13	65.77
33	Gas and electric light fixtures.....	15	54.83
34	Glass (cut tableware) .....	13	70.77
35	Glass mirrors .....	4	62.50
36	Glass (window and bottle) .....	19	60.53
37	Graphite products .....	6	77.50
38	Hats (fur and felt).....	31	62.42
39	Hats (straw) .....	3	70.00
40	High explosives .....	10	62.00
41	Inks and muclage .....	8	68.12
42	Jewelry .....	116	54.48
43	Knit goods .....	33	60.30
44	Lamps .....	11	71.86
45	Leather .....	82	68.44
46	Leather goods .....	23	68.69
47	Lime and cement .....	9	59.78
48	Machinery .....	133	58.71
49	Mattresses and bedding .....	8	60.00
50	Metal goods .....	90	67.86
51	Metal novelties .....	27	71.48
52	Mining and smelting iron ore.....	7	68.57
53	Motor vehicles and parts.....	20	58.75
54	Musical instruments .....	24	88.54
55	Oilcloth and linoleum .....	10	78.00
56	Oils .....	23	61.96
58	Paints .....	18	75.00
58	Paper .....	53	79.78
59	Pottery .....	53	65.43
60	Printing and bookbinding .....	20	71.00
61	Quarrying stone .....	21	58.24

TABLE No. 9.—Average Proportion of Business Done, by Industries, 1914.—(Continued).

Office Number.	INDUSTRIES—Continued.	Number of Establishments Considered.	Average Proportion of Business Done. Percentage.
62	Roofing (metal and tar).....	8	61.87
63	Rubber goods (hard and soft).....	58	69.40
64	Saddles and harness .....	3	61.66
65	Saddlery and harness hardware .....	9	73.32
66	Sash, blinds and doors .....	29	65.17
67	Scientific instruments .....	26	67.00
68	Shipbuilding .....	19	65.53
69	Shirts .....	29	72.50
70	Shirt waists (women's) .....	4	57.50
71	Shoes .....	29	69.14
72	Silk (broad and ribbon) .....	191	73.40
73	Silk dyeing .....	26	70.90
74	Silk throwing .....	32	75.94
75	Silk mill supplies .....	17	74.70
76	Silver goods .....	24	51.87
77	Smelting and refining (gold, silver, copper, etc.).....	12	75.83
78	Soap and tallow .....	16	68.44
79	Steel and iron (bar) .....	8	56.25
80	Steel and iron (forging) .....	13	64.58
81	Steel and iron (structural) .....	33	57.88
82	Textile products .....	12	68.83
83	Thread .....	8	76.25
84	Trunks and traveling bags .....	12	56.25
85	Trunk and bag hardware .....	8	66.87
86	Typewriters and supplies .....	7	64.17
87	Underwear (women's and children's).....	28	71.40
88	Varnishes .....	20	67.37
89	Watches, cases and material .....	12	59.17
90	Window shades .....	4	78.75
91	Wooden goods .....	41	71.10
92	Woolen and worsted goods.....	29	77.98
93	Unclassified .....	115	66.94
	All industries .....	2,624	67.06

TABLE No. 10.—Power Used and Owned by Industries, 1914.

Office Number.	INDUSTRIES.	Number of Establishments Considered.	Character of Power Used.											
			Steam Engines.		Gas and Gasoline Engines.		Water Wheels.		Water Motors.		Motors. Electric.		Air Compressors.	
			Number.	Total H. P.	Number.	Total H. P.	Number.	Total H. P.	Number.	Total H. P.	Number.	Total H. P.	Number.	Total H. P.
1	Agricultural machinery and implements..	7	6	415	5	326	2	110	...	...	50	300	...	...
2	Artisans' tools .....	41	30	3,410	13	816	4	147	...	...	101	1,533	...	...
3	Art tile .....	12	9	620	...	...	...	...	...	...	40	338	...	...
4	Boilers, tanks, etc.....	15	34	3,781	3	166	...	...	...	...	250	4,485	2	50
5	Boxes (paper) .....	44	16	820	3	17	...	...	...	...	87	327	...	...
6	Boxes (wood) .....	13	12	1,793	3	66	...	...	...	...	90	1,191	...	...
7	Brewing (lager beer, ale and porter).....	35	262	18,156	2	17	...	...	...	...	485	3,439	1	25
8	Brick and terra cotta.....	74	167	16,307	12	158	...	...	1	5	249	5,770	2	22
9	Brushes .....	16	3	112	6	49	...	...	...	...	22	67	...	...
10	Buttons (ivory) .....	11	10	675	...	...	...	...	...	...	13	219	...	...
11	Buttons (metal) .....	11	7	430	6	79	...	...	...	...	96	214	...	...
12	Buttons (pearl) .....	26	12	332	6	81	1	15	...	...	16	116	...	...
13	Carpets and rugs.....	5	6	1,000	...	...	3	300	...	...	7	165	...	...
14	Carriages and wagons.....	27	8	265	4	63	1	22	...	...	46	285	...	...
15	Chemical products .....	89	315	23,162	6	1,131	2	80	...	...	1,363	16,212	8	645
16	Cigars and tobacco.....	43	35	3,206	1	3	4	89	3	3	162	1,384	...	...
17	Clothing .....	21	1	4	3	24	...	...	...	...	29	234	...	...
18	Confectionery .....	15	12	597	1	150	...	...	...	...	117	862	...	...
19	Corks and cork specialties.....	5	2	175	...	...	...	...	...	...	98	1,807	...	...
20	Cornices and skylights.....	25	4	115	7	170	...	...	...	...	48	287	...	...
21	Corsets and corset waists.....	10	6	600	...	...	...	...	...	...	90	257	...	...
22	Cotton goods .....	41	63	7,964	8	79	9	685	...	...	242	3,365	...	...
23	Cotton goods (finishing and dyeing).....	17	112	6,949	...	...	1	25	...	...	89	1,610	...	...
24	Cutlery .....	12	9	888	1	20	...	...	...	...	7	48	...	...
25	Drawn wire and wire cloth.....	12	118	32,028	2	1,475	...	...	...	...	681	13,923	...	...
26	Electrical appliances .....	33	41	7,722	11	337	...	...	...	...	1,701	11,268	...	...
27	Embroideries .....	55	6	415	3	35	1	40	...	...	291	536	...	...

28	Fertilizers .....	12	30	4,793	4	140	.....	.....	.....	.....	193	4,641	.....	.....
29	Food products .....	34	77	6,684	3	195	.....	.....	.....	.....	490	3,906	.....	.....
30	Foundry (brass) .....	20	10	643	9	186	.....	.....	.....	.....	100	1,038	1	30
31	Foundry (iron) .....	58	79	7,732	16	1,858	.....	.....	.....	.....	592	8,949	11	745
32	Furnaces, ranges and heaters.....	13	25	2,651	2	30	3	80	.....	.....	247	2,357	1	150
33	Gas and electric light fixtures.....	15	3	110	4	73	.....	.....	.....	.....	31	295	.....	.....
34	Glass (cut tableware).....	13	6	167	6	95	.....	.....	.....	.....	3	13	.....	.....
35	Glass mirrors .....	4	2	75	.....	.....	.....	.....	2	30	2	20	.....	.....
36	Glass (window and bottle).....	19	84	2,437	7	75	.....	.....	.....	.....	106	982	.....	.....
37	Graphite products .....	6	7	1,500	1	50	4	285	.....	.....	104	1,311	.....	.....
38	Hats (fur and felt) .....	31	43	5,225	.....	.....	.....	.....	.....	.....	77	1,025	.....	.....
39	Hats (straw) .....	3	2	135	.....	.....	.....	.....	.....	.....	36	188	.....	.....
40	High explosives .....	10	101	9,679	1	5	.....	.....	.....	.....	490	5,127	.....	.....
41	Inks and muclage.....	8	8	819	.....	.....	.....	.....	.....	.....	23	425	.....	.....
42	Jewelry .....	116	40	889	12	203	.....	.....	.....	.....	193	755	.....	.....
43	Knit goods .....	33	15	1,554	3	30	2	155	.....	.....	203	1,219	.....	.....
44	Lamps .....	11	16	2,396	.....	.....	.....	.....	.....	.....	1,194	3,727	1	80
45	Leather .....	82	81	9,327	1	15	1	60	.....	.....	498	6,889	.....	.....
46	Leather goods .....	23	8	248	6	99	.....	.....	.....	.....	59	286	.....	.....
47	Lime and cement.....	9	67	18,035	3	33	1	50	.....	.....	338	5,184	.....	.....
48	Machinery .....	133	153	30,751	26	629	12	348	.....	.....	2,288	28,316	9	690
49	Mattresses and bedding.....	8	3	275	1	20	.....	.....	.....	.....	71	680	.....	.....
50	Metal goods .....	90	81	11,040	26	509	1	25	.....	.....	769	4,467	.....	.....
51	Metal novelties .....	27	14	915	10	223	.....	.....	.....	.....	31	203	.....	.....
52	Mining and smelting iron ore.....	7	50	6,175	.....	.....	.....	.....	.....	.....	41	1,842	.....	.....
53	Motor vehicles and parts.....	20	12	1,780	1	10	.....	.....	.....	.....	149	1,674	2	100
54	Musical instruments .....	24	18	2,195	7	147	2	40	.....	.....	155	1,135	.....	.....
55	Oilcloth and linoleum.....	10	59	7,270	.....	.....	.....	.....	.....	.....	413	6,758	.....	.....
56	Oils .....	23	393	26,263	12	3,722	.....	.....	.....	.....	339	8,634	5	20
57	Paints .....	18	49	5,347	.....	.....	1	25	.....	.....	192	3,122	1	50
58	Paper .....	53	157	24,615	3	1,205	25	2,771	.....	.....	448	5,790	.....	.....
59	Pottery .....	53	54	4,300	3	38	1	80	.....	.....	199	1,943	2	50
60	Printing and bookbinding.....	20	10	1,535	3	42	.....	.....	.....	.....	497	1,427	.....	.....
61	Quarrying stone .....	21	44	4,375	4	20	.....	.....	.....	.....	24	360	1	150
62	Roofing (metal and tar).....	8	32	2,506	2	22	.....	.....	.....	.....	14	141	.....	.....
63	Rubber goods (hard and soft).....	58	134	29,051	2	25	6	638	.....	.....	471	8,069	.....	.....
64	Saddles and harness.....	3	.....	.....	.....	.....	.....	.....	.....	.....	2	4	.....	.....
65	Saddlery and harness hardware.....	9	5	455	2	75	5	17	.....	.....	111	508	.....	.....
66	Sash, blinds and doors.....	29	25	2,175	.....	.....	.....	.....	.....	.....	56	388	.....	.....
67	Scientific instruments .....	26	27	9,449	10	152	.....	.....	.....	.....	422	2,654	.....	.....
68	Shipbuilding .....	19	56	8,466	9	210	.....	.....	.....	.....	415	5,014	2	110
69	Shirts .....	29	12	524	5	71	.....	.....	.....	.....	31	230	.....	.....
70	Shirt waists (women's).....	4	.....	.....	.....	.....	.....	.....	.....	.....	4	3	.....	.....
71	Shoes .....	29	21	1,260	4	67	.....	.....	.....	.....	90	347	.....	.....
72	Silk (broad and ribbon).....	191	131	13,367	7	79	11	414	.....	.....	553	4,134	.....	.....
73	Silk dyeing .....	26	194	7,203	.....	.....	.....	.....	.....	.....	467	3,473	.....	.....
74	Silk throwing .....	32	17	1,675	2	27	3	165	.....	.....	35	418	.....	.....

TABLE No. 10.—Power Used and Owned by Industries, 1914.—(Continued).

Office Number.	INDUSTRIES.	Number of Establishments Considered.	Character of Power Used.											
			Steam Engines.		Gas and Gasoline Engines.		Water Wheels.		Water Motors.		Electric Motors.		Air Compressors.	
			Number.	Total H. P.	Number.	Total H. P.	Number.	Total H. P.	Number.	Total H. P.	Number.	Total H. P.	Number.	Total H. P.
75	Silk mill supplies.....	17	6	430	5	66	1	12	...	...	28	61	...	...
76	Silver goods .....	24	11	1,081	2	25	...	...	...	...	62	393	...	...
77	Smelting and refining (gold, silver, copper, etc.).....	12	177	45,047	2	100	...	...	...	...	1,012	16,635	...	...
78	Soap and tallow.....	16	48	5,146	2	533	...	...	...	...	344	2,525	...	...
79	Steel and iron (bar).....	8	44	6,536	1	6	1	60	...	...	123	1,863	...	...
80	Steel and iron (forging).....	13	45	6,535	1	8	5	575	...	...	503	7,569	...	...
81	Steel and iron (structural).....	33	42	8,560	11	187	...	...	...	...	458	4,655	40	823
82	Textile products .....	12	13	4,931	1	6	...	...	...	...	187	1,314	...	...
83	Thread .....	8	24	15,751	...	...	...	...	...	...	136	2,904	...	...
84	Trunks and traveling bags.....	12	1	100	...	...	...	...	...	...	31	103	...	...
85	Trunk and bag hardware.....	8	9	1,195	1	35	...	...	...	...	36	427	...	...
86	Typewriters and supplies.....	7	3	485	2	50	...	...	...	...	41	233	...	...
87	Underwear (women's and children's).....	28	6	265	12	120	...	...	...	...	41	197	...	...
88	Varnishes .....	20	14	603	...	...	...	...	...	...	61	435	...	...
89	Watches, cases and material.....	12	9	493	3	200	...	...	...	...	234	1,294	...	...
90	Window shades .....	4	3	185	...	...	...	...	...	...	12	28	...	...
91	Wooden goods ..	41	29	2,992	3	30	2	75	...	...	185	1,323	1	14
92	Woolen and worsted goods.....	29	71	19,087	...	...	8	736	...	...	657	8,909	...	...
93	Unclassified .....	115	143	28,202	21	592	4	111	...	...	1,201	16,920	2	100
	All industries .....	2,624	4,464	557,681	390	17,650	127	8,235	6	38	25,139	277,609	92	3,854

## PART II

---

---

**Employment, Working Hours and Wages on Steam  
Railroads in New Jersey**

---

**Retail Prices of Food Supplies in New Jersey**

---

**The Fruit and Vegetable Canning Industry of New  
Jersey—Pack of 1914**

---

---

(129)

PART II

---

UNIVERSITY OF CALIFORNIA LIBRARY  
SANTA BARBARA, CALIFORNIA

UNIVERSITY OF CALIFORNIA LIBRARY  
SANTA BARBARA, CALIFORNIA

UNIVERSITY OF CALIFORNIA LIBRARY  
SANTA BARBARA, CALIFORNIA

---

## Statistics of Employment on Steam Railroads of New Jersey for the Twelve Months Ending June 30, 1915

The statistics of employment, working time and wages on the steam railroads of New Jersey, which for many years back has been a feature of the annual reports of this Bureau, are presented in the customary form in the series of tables which follow. The report of each line is given separately, but one summary table shows the aggregate totals for all the lines considered.

The following table shows the principal totals and features of the compilation for the twelve months ending June 30, 1914, in comparison with the similar data for the next preceding twelve months. Such increases and decreases as have occurred in 1915 are shown in absolute numbers and their equivalent percentages.

PARTICULARS.	1914.	1915.	Increase (+) or Decrease (-) in 1915 as Compared with 1914.	
			Amounts.	Percentage.
Aggregate number of miles of road in New Jersey.....	2,246.44	2,166.07	- 80.37	- 3.6
Aggregate number of persons employed .....	48,339	44,898	- 3,491	- 7.2
Aggregate number of days worked .....	13,660,333	12,598,358	- 1,061,975	- 7.8
Average number of days worked per employee .....	282	281	- 1	- 0.3
Average number of hours worked per day .....	10.2	10.1	- 0.1	- 0.9
Average number of days not on duty .....	83	84	+ 1	+ 1.2
Aggregate amount paid in wages.	\$37,447,086.75	\$35,586,727.36	- \$1,860,359.39	- 5.0
Average wages per day.....	\$2.74	\$2.82	+ \$0.08	+ 2.9
Average yearly earnings per employee .....	\$773.88	\$792.61	+ \$18.73	+ 2.4
Aggregate number of employes injured at work.....	2,641	2,437	- 204	- 7.7
Aggregate number whose injuries resulted in death.....	82	53	- 29	- 35.4

The table above shows the total mileage of steam railroads operated within the territorial limits of New Jersey to be 2,166.07 in 1915, against 2,246.44 miles operated in 1914; there is therefore a net decrease of 80.37 miles, or 3.6 per cent. in the

trackage in use in 1915. The aggregate number of persons employed in 1915 is 44,898 against 48,389 in 1914, a reduction in the working force of wage earners employed in 1915 of 3,491, or 7.2 per cent. The aggregate number of days on duty in 1915 is 12,589,358 against 13,660,333 in 1914, a falling off in 1915 of 1,061,975, or 7.8 per cent. The average number of days worked per employe in 1915 is 281, against 282 in 1914, a reduction of one day, or 0.3 per cent. The average working time per day in 1915 is 10.1 hours, against 10.2 hours in 1914; the working hours for both years of comparison were, therefore, practically the same.

The aggregate amount paid in wages in 1915 is \$35,586,727, against \$37,447,087 in 1914, a reduction of \$1,860,360, or 5.0 per cent. The average wages per day is \$2.82 in 1915, against \$2.74 in 1914, an increase in daily wages, in 1915, of eight cents, or 2.9 per cent. In 1914 the average annual earnings per employe were \$773.88. In 1915 the average is \$792.61, an increase of \$18.73, or 2.4 per cent.

The aggregate number of employes who suffered accidental bodily injury during working hours and while on duty was 2,641 in 1914, of which number 82 suffered death at the time of the accident or shortly thereafter. In 1915 the number of sufferers from accidental injury was 2,437, and the number of fatalities among them 53. The reduction in the number injured in 1915, as compared with 1914, was 204, or 7.7 per cent. The number of those who suffered fatal injuries was reduced from 82 in 1914, to 53 in 1915, a difference on the right side of 29, or 35.4 per cent.

The comparison of data for both years shows 1915 to have been a far from prosperous period for the railroads. Of the eleven items shown on the comparison table, there are only two in which the figures of 1915 are not lower than those of 1914, with which they are compared, and these are the average daily wages and yearly earnings of labor, which show increases of 2.9 and 2.4 per cent., respectively.

The decrease in the number who suffered accidental injuries while on duty, 7.7 per cent., corresponds very closely with the reduction in the number of persons employed, so that the actual proportions of the working forces reported as having been injured are almost exactly the same for both years.

The average yearly earnings of railway employes, \$792.61, are much higher than those of factory and workshop operatives, a large proportion of whom are highly skilled mechanics. That these earnings are steadily advancing year by year is probably due to the influence of the various unions of railroad trainmen. Few other railroad employes have unions, while, with the exception of a few occupations requiring a high degree of skill, there are no unions among factory workers.

Working hours per day in railroad service show practically no variations from year to year.

The series of tables which follow, prefaced by a summary of the data relating to all lines, will convey a clear understanding of steam railroad conditions in New Jersey, so far as wages, earnings and the working time of labor employed on the several lines are concerned.

**CLASSIFICATION of Persons Employed on the Steam Railroads in New Jersey, for the Fiscal Year Ending  
June 30, 1915.**

Number of Persons Employed, Number of Hours on Duty per Day, Total Amount Paid in Wages, Average Daily Wage Rates, and Annual Earnings.

**Summary Table No. 1.—Aggregates and Averages, by Companies.**

CLASSIFICATION.	Years.	Number of Miles of Road in New Jersey.	Number of Persons Employed.	Aggregate Number of Days Employed.	Average Number of Days Employed per Employee.	Average Number of Hours Employed.	Average Number of Days During Year Not on Duty, including Sundays.	Aggregate Amount Paid in Wages.	Average Wages per Day.	Average Yearly Earnings per Employee.	Number of Employes Injured During Year.	Number of Injuries Whose Injures Resulted in Death.
Pennsylvania Railroad Company...	1914	397.37	19,448	5,837,943	300	9.8	65	\$15,724,101.94	\$2.70	\$808.52	1,916	31
	1915	397.45	17,993	5,607,100	312	9.8	53	14,870,760.09	2.65	826.47	1,573	21
Philadelphia and Reading Rwy. Co.	1914	225.40	2,923	888,391	304	.....	61	2,063,502.99	2.32	705.95	127	10
	1915	225.37	2,876	777,051	270	.....	85	1,938,658.85	2.50	674.08	142	1
Central R. R. Co. of New Jersey...	1914	400.31	8,780	2,794,751	318	10.	47	6,936,481.20	2.17	790.03	212	15
	1915	398.59	7,407	2,363,534	319	10.	46	6,392,647.90	2.71	863.06	147	10
Delaware, Lackawanna and Western Railroad Company.....	1914	234.37	6,927	898,465	316	10.	49	4,969,406.19	2.21	717.40	107	15
	1915	234.39	6,359	858,785	321	10.	44	4,755,144.73	2.26	724.25	322	12
Erie Railroad Company.....	1914	145.32	2,338	736,349	315	10.7	50	1,653,375.42	2.24	707.17	.....	.....
	1915	145.32	2,310	632,435	274	10.9	91	1,669,627.87	2.64	722.78	.....	.....
Lehigh Valley Railroad Company..	1914	129.32	2,900	864,439	298	9.9	67	2,121,988.71	2.45	731.72	11	8
	1915	129.32	2,890	826,984	286	9.9	79	2,061,861.66	2.49	713.45	20	6
New York, Susquehanna and Western Railroad Company.....	1914	136.07	1,618	545,731	337	10.7	28	1,213,628.50	2.23	750.08	.....	.....
	1915	136.07	1,442	446,441	310	10.9	55	1,151,994.40	2.53	798.89	.....	.....
West Jersey and Seashore R. R. Co.	1914	237.48	2,821	901,368	320	11.	45	2,274,153.75	2.52	806.15	240	2
	1915	338.14	3,049	908,176	298	11.1	67	2,286,932.40	2.52	750.06	195	2
Lehigh and Hudson River Rwy. Co.	1914	71.4	356	123,336	346	10.	19	337,811.58	2.74	947.50	22	1
	1915	71.4	302	101,497	336	10.	29	294,269.08	2.90	974.40	32	.....
Lehigh and New England Railroad.	1914	108.20	74	17,119	281	11.	134	38,663.10	2.26	522.47	3	.....
	1915	28.32	70	18,553	265	10.5	100	42,575.69	2.30	608.22	2	.....
Tuckerton Railroad Company.....	1914	29.00	60	16,015	267	8.8	98	34,225.42	2.14	570.42	1	.....
	1915	29.00	62	15,322	247	8.8	118	32,555.18	2.13	525.08	.....	.....
Raritan River Railroad Company...	1914	22.20	122	29,017	238	10.6	127	65,975.00	2.27	540.78	1	.....
	1915	22.20	108	33,090	306	10.	59	70,053.52	2.12	648.64	4	1
Rahway Valley Railroad Company.	1914	10.00	22	7,409	337	10.	28	14,267.95	1.92	648.54	1	.....
	1915	10.00	30	9,390	313	10.	52	19,646.49	2.09	654.88	.....	.....
Totals.....	1914	2,246.44	48,389	13,660,333	282	10.2	82	\$37,447,086.75	\$2.74	\$773.88	2,641	82
	1915	2,166.07	44,898	12,598,358	281	10.1	84	35,586,727.36	2.82	792.61	2,437	53

**CLASSIFICATION of Persons Employed on the Steam Railroads in New Jersey, for the Fiscal Year Ending June 30, 1915.—(Continued).**

Number of Persons Employed, Number of Hours on Duty per Day, Total Amount Paid in Wages, Average Daily Wage Rates, and Annual Earnings.

Pennsylvania Railroad Company. Number of Miles of Road in New Jersey—397.45.

CLASSIFICATION.	Number of Persons Employed.	Aggregate Number of Days Employed.	Average Number of Days Employed per Employee.	Average Number of Hours Employed per Day.	Average Number of Days During Year Not on Duty (Sundays included).	Aggregate Amount Paid in Wages.	Average Wages per Day.	Average Yearly Earnings per Employee.	Number of Employees Injured During Year.	Number of Employees Whose Injuries Resulted in Death.
Conductors .....	462	138,954	301	10	64	\$652,671.84	\$4.69	\$1,412.23	39	1
Brakemen .....	1,452	411,341	283	10	82	1,269,037.13	3.09	873.99	192	10
Engineers .....	620	187,262	302	10	63	1,046,937.72	5.59	1,688.61	31	.....
Firemen .....	625	186,225	298	10	67	652,668.33	3.50	1,044.27	36	.....
Switchmen .....	210	73,241	348	12	17	142,663.70	1.95	679.35	18	.....
Flagmen .....	176	61,013	347	11	18	148,712.30	2.44	844.96	6	.....
Engine wipers, etc.....	172	52,588	306	12	59	127,634.40	2.43	742.06	19	.....
Yardmen .....	649	213,100	328	11	37	674,899.17	3.17	1,039.91	6	.....
Trackmen .....	2,213	646,347	292	9	73	1,182,827.60	1.83	534.49	166	.....
Agents .....	154	54,493	354	9	11	172,275.69	3.16	1,118.67	.....	.....
Assistant agents .....	4	1,188	297	9	68	5,406.75	4.55	1,851.69	.....	.....
Baggagemen .....	116	38,474	332	10	33	84,424.05	2.19	727.79	7	.....
Clerks .....	1,329	455,557	343	9	22	1,073,308.69	2.36	807.60	9	.....
Other depot men.....	544	172,696	317	11	48	333,890.54	1.94	613.77	24	.....
Machinists and helpers.....	957	286,410	299	9	66	833,961.05	2.93	876.66	143	.....
Blacksmiths and helpers.....	215	64,365	299	9	66	163,815.00	2.55	761.93	37	.....
Boilermakers and helpers.....	254	74,339	292	9	73	227,409.90	3.07	895.31	37	.....
Carbuilders and repairers.....	903	274,812	304	9	61	699,583.55	2.55	774.73	85	.....
Carpenters and bridgebuilders.....	519	145,967	281	10	84	344,715.15	2.36	664.19	34	.....
Construction gangs .....	70	18,636	266	10	99	31,422.00	1.69	448.89	3	.....
Telegraph operators .....	505	177,097	351	8	14	445,266.65	2.51	881.72	.....	.....
Division superintendent's office.....	72	23,611	328	9	37	77,561.65	3.23	1,077.24	.....	.....
Supply department .....	29	10,277	354	9	11	20,562.80	2.00	709.05	1	.....
Other employes .....	5,743	1,839,104	320	10	45	4,454,103.33	2.42	775.57	680	5
<b>Total.....</b>	<b>*17,993</b>	<b>5,607,100</b>	<b>312</b>	<b>9.8</b>	<b>53</b>	<b>\$14,870,760.09</b>	<b>\$2.65</b>	<b>\$826.47</b>	<b>1,573</b>	<b>21</b>

\* 2,748 employes are required to pass into States of New York and Pennsylvania in connection with their duties.

**CLASSIFICATION of Persons Employed on the Steam Railroads in New Jersey, for the Fiscal Year Ending  
June 30, 1915.—(Continued).**

Number of Persons Employed, Number of Hours on Duty per Day, Total Amount Paid in Wages, Average Daily Wage Rates, and Annual Earnings.

Philadelphia and Reading Railway Company (Atlantic City Railroad, Delaware and Bound Brook Railroad and Port Reading Railroad). Number of Miles of Road in New Jersey—225.37.

CLASSIFICATION.	Number of Persons Employed.	Aggregate Number of Days Employed.	Average Number of Days Employed per Employee.	Average Number of Hours Employed per Day.	Average Number of Days During Year Not on Duty (Sundays included).	Aggregate Amount Paid in Wages.	Average Wages per Day.	Average Yearly Earnings per Employee.	Number of Employes Injured During Year.	Number of Employes Whose Injuries Resulted in Death.
Conductors .....	75	17,872	238	.....	127	\$105,981.81	\$5.94	\$1,413.09	6	.....
Brakemen .....	406	47,193	116	.....	249	198,550.13	4.22	489.04	33	.....
Engineers .....	75	18,728	250	.....	115	127,930.52	6.82	1,705.74	8	.....
Firemen .....	91	18,743	206	.....	159	82,779.49	4.42	909.66	10	.....
Switchmen .....	3	1,091	364	.....	1	1,955.37	1.79	651.79	.....	.....
Engine wipers, etc.....	69	27,509	398	.....	.....	58,176.27	2.12	843.14	.....	.....
Yardmen .....	13	4,190	322	.....	43	14,405.52	3.44	1,108.12	30	1
Trackmen .....	419	118,084	282	.....	83	232,579.19	1.97	555.08	.....	.....
Agents .....	93	30,041	323	.....	42	69,577.26	2.32	748.14	.....	.....
Clerks .....	108	33,046	306	.....	59	80,775.09	2.44	747.92	.....	.....
Other depot men.....	223	71,544	314	.....	41	144,116.35	2.01	632.09	6	.....
Machinists and helpers.....	12	4,306	359	.....	6	13,239.82	3.07	1,103.32	.....	.....
Blacksmiths and helpers.....	7	1,799	257	.....	108	5,148.54	2.86	735.50	.....	.....
Boilermakers and helpers.....	7	2,560	365	.....	.....	8,774.81	3.43	1,253.54	.....	.....
Carbuilders and repairers.....	100	24,000	240	.....	125	53,767.10	2.24	537.67	10	.....
Carpenters and bridgebuilders.....	62	18,481	298	.....	67	47,513.86	2.57	766.35	4	.....
Construction gangs .....	334	92,797	278	.....	87	172,125.31	1.85	515.35	7	.....
Telegraph operators .....	68	26,195	385	.....	.....	57,705.69	2.20	848.61	.....	.....
Division superintendent's office.....	10	3,156	315	.....	50	8,660.00	2.75	866.00	.....	.....
Other employes .....	696	215,716	310	.....	55	454,896.72	2.11	653.59	29	.....
Total.....	2,876	777,051	270	.....	85	\$1,938,658.85	\$2.50	\$674.08	142	1

**CLASSIFICATION of Persons Employed on the Steam Railroads in New Jersey, for the Fiscal Year Ending  
June 30, 1915.—(Continued).**

Number of Persons Employed, Number of Hours on Duty per Day, Total Amount Paid in Wages, Average Daily Wage Rates, and Annual Earnings.

Central Railroad Company of New Jersey. Number of Miles of Road in New Jersey—398.59.

CLASSIFICATION.	Number of Persons Employed.	Aggregate Number of Days Employed.	Average Number of Days Employed per Employee.	Average Number of Hours Employed per Day.	Average Number of Days During Year Not on Duty. Sundays included.	Aggregate Amount Paid in Wages.	Average Wages per Day.	Average Yearly Earnings per Employee.	Number of Employees Injured During Year.	Number of Employees Whose Injuries Resulted in Death.
Conductors .....	250	75,385	302	12	63	\$411,901.52	\$5.46	\$1,647.61	15	.....
Brakemen .....	524	157,245	300	12	65	614,709.19	3.91	1,173.11	78	.....
Engineers .....	290	91,805	316	12	49	552,873.69	6.03	1,906.46	10	.....
Firemen .....	291	92,170	317	12	48	356,533.30	3.86	1,225.22	18	.....
Switchmen, flagmen and watchmen.....	479	156,570	327	12	39	321,477.63	2.05	671.14	.....	.....
Yardmen .....	85	28,951	341	12	24	84,980.74	2.93	999.77	.....	.....
Trackmen .....	682	229,678	337	10	28	458,274.35	1.99	671.96	8	.....
Agents .....	151	51,487	341	11	24	147,583.15	2.87	977.37	1	.....
Baggagemen .....	67	22,493	336	11	29	76,508.22	3.40	1,141.91	1	.....
Clerks .....	514	162,485	316	9	49	419,935.21	2.59	816.99	.....	.....
Other depot men .....	827	253,144	306	11	59	591,927.81	2.34	715.75	.....	.....
Machinists and helpers.....	256	79,021	309	9	56	234,694.85	2.96	916.78	.....	.....
Blacksmiths and helpers.....	51	14,857	291	9	74	45,437.30	3.06	890.93	.....	.....
Bollermakers and helpers.....	57	18,268	320	9	45	52,770.80	2.89	925.80	.....	.....
Carbuilders and repairers.....	417	132,406	317	9	48	267,902.87	2.03	642.45	.....	.....
Carpenters and bridgebuilders.....	249	69,447	279	10	86	200,771.92	2.89	806.31	1	.....
Construction gangs .....	728	243,528	334	10	31	519,161.31	2.13	713.13	.....	.....
Telegraph operators .....	76	25,321	333	9	32	72,786.31	2.83	957.71	.....	.....
Division superintendent's office.....	75	25,999	346	9	19	33,321.26	1.28	444.28	.....	.....
Other employes .....	1,333	433,274	324	10	41	929,091.42	2.14	694.39	15	.....
Total.....	7,407	2,363,534	319	10	46	\$6,392,647.90	\$2.71	\$863.06	147	10

CLASSIFICATION of Persons Employed on the Steam Railroads in New Jersey, for the Fiscal Year Ending  
June 30, 1915.—(Continued).

Number of Persons Employed, Number of Hours on Duty per Day, Total Amount Paid in Wages, Average Daily Wage Rates, and Annual Earnings.

Delaware, Lackawanna and Western Railroad Company. Number of Miles of Road in New Jersey—234.39.

CLASSIFICATION.	Number of Persons Employed.	Aggregate Number of Days Employed.	Average Number of Days Employed per Employee.	Average Number of Hours Employed per Day.	Average Number of Days During Year Not on Duty, Sundays included.	Aggregate Amount Paid in Wages.	Average Wages per Day.	Average Yearly Earnings per Employee.	Number of Employees Injured During Year.	Number of Employees Whose Injuries Resulted in Death.
Conductors .....	98	*	*	10	*	\$154,215.66	*	\$1,573.62	4	.....
Brakemen .....	237	*	*	10	*	225,160.09	*	950.04	25	.....
Engineers .....	181	*	*	10	*	312,248.64	*	1,725.13	5	.....
Firemen .....	179	*	*	10	*	196,598.20	*	1,098.31	9	.....
Switchmen .....	22	7,502	341	12	24	15,075.33	\$2.01	685.24	7	.....
Flagmen .....	190	69,850	365	10	.....	87,394.12	1.26	459.97	5	.....
Engine wipers, etc.....	52	19,510	375	10	.....	32,486.64	1.67	624.74	12	.....
Yardmen .....	203	69,223	341	10	24	254,196.98	3.67	1,252.20	13	.....
Trackmen .....	737	*	*	10	*	336,967.64	*	457.22	33	.....
Agents .....	107	36,655	343	10	22	93,811.62	2.56	876.74	.....	.....
Baggagemen .....	82	27,962	341	11	24	67,045.71	2.40	817.63	2	.....
Clerks .....	293	96,339	329	10	36	222,323.79	2.31	758.78	5	.....
Other depot men .....	825	272,145	330	11	35	543,470.65	2.00	653.75	1	.....
Machinists and helpers.....	224	*	*	10	*	150,746.83	*	672.98	21	.....
Blacksmiths and helpers.....	50	*	*	10	*	40,266.03	*	805.32	2	.....
Bollermakers and helpers.....	83	23,398	282	10	83	63,339.12	2.71	763.12	6	.....
Carbuilders and repairers.....	703	198,562	282	10	83	460,210.74	2.32	654.64	15	.....
Carpenters and bridgebuilders.....	79	*	*	10	*	74,742.78	*	946.11	11	.....
Construction gangs .....	297	*	*	10	*	113,303.31	*	381.49	.....	.....
Telegraph operators .....	21	7,257	345	9	20	24,751.79	3.42	1,178.66	2	.....
Division superintendent's office.....	25	8,225	329	10	36	29,334.67	3.57	1,173.38	.....	.....
Supply department .....	72	22,657	315	10	50	46,101.13	2.03	640.29	.....	.....
Other employees .....	1,599	*	*	10	*	1,211,853.21	*	757.56	144	.....
Total.....	6,359	858,785	321	10	44	\$4,755,144.73	\$2.26	\$724.25	322	12

\* Not reported because as explained by the company these employes were partly on other than a per diem basis.

CLASSIFICATION of Persons Employed on the Steam Railroads in New Jersey, for the Fiscal Year Ending June 30, 1915.—(Continued).

Number of Persons Employed, Number of Hours on Duty per Day, Total Amount Paid in Wages, Average Daily Wage Rates, and Annual Earnings. Erie Railroad Company. Number of Miles of Road in New Jersey—145.32.

CLASSIFICATION.	Number of Persons Employed.	Aggregate Number of Days Employed.	Average Number of Days Employed per Employee.	Average Number of Hours Employed per Day.	Average Number of Days During Year Not on Duty, Sundays included.	Aggregate Amount Paid in Wages.	Average Wages per Day.	Average Yearly Earnings per Employee.	Number of Employes Injured During Year.	Number of Employes Whose Injuries Resulted in Death.
Conductors .....	42	14,400	343	10	22	\$66,578.11	\$4.62	\$1,585.19	.....	.....
Brakemen .....	121	41,945	347	10	18	122,647.13	2.92	1,081.61	.....	.....
Engineers .....	54	16,541	306	10	59	91,213.32	5.52	1,689.14	.....	.....
Firemen .....	56	16,563	296	10	69	61,204.45	3.69	1,092.54	.....	.....
Switchmen .....	6	1,763	234	12	71	4,647.02	2.63	774.51	.....	.....
Flagmen .....	36	12,433	317	12	18	13,004.27	1.20	416.79	.....	.....
Engine wipers, etc. ....	25	6,627	285	12	100	17,275.39	2.61	691.02	.....	.....
Yardmen .....	433	40,308	286	12	79	147,675.56	3.61	1,082.70	.....	.....
Trackmen .....	438	113,274	285	12	100	214,026.34	1.89	500.06	.....	.....
Agents .....	37	12,080	326	12	39	27,782.39	2.30	750.88	.....	.....
Clerks .....	285	60,896	213	12	152	207,563.58	3.42	738.29	.....	.....
Other depot men .....	220	56,089	255	12	110	120,655.76	2.15	548.44	.....	.....
Mechanists and helpers. ....	275	73,238	267	10	98	183,904.18	2.50	668.74	.....	.....
Blacksmiths and helpers. ....	10	2,618	261	10	104	7,618.33	2.92	761.58	.....	.....
Boilermakers and helpers. ....	14	3,693	264	10	101	13,613.63	3.68	972.16	.....	.....
Carbuilders and repairers. ....	120	35,982	300	10	65	72,476.75	2.01	603.97	.....	.....
Carpenters and bridgebuilders. ....	70	19,083	272	10	98	52,313.70	2.75	747.34	.....	.....
Construction gangs .....	24	7,374	307	12	58	21,463.29	2.91	893.89	.....	.....
Telegraph operators .....	75	19,743	283	10	102	41,085.04	2.08	547.80	.....	.....
Division superintendent's office. ....	15	4,767	317	10	48	24,720.39	5.20	1,648.02	.....	.....
Other employes .....	254	72,288	284	12	81	156,163.83	2.16	614.82	.....	.....
Total .....	2,310	632,435	274	10.9	91	\$1,663,627.37	\$2.64	\$722.78	.....	.....

CLASSIFICATION of Persons Employed on the Steam Railroads in New Jersey, for the Fiscal Year Ending June 30, 1915.—(Continued).

Number of Persons Employed, Number of Hours on Duty per Day, Total Amount Paid in Wages, Average Daily Wage Rates, and Annual Earnings. Lehigh Valley Railroad Company. Number of Miles of Road in New Jersey—129.32.

CLASSIFICATION.	Number of Persons Employed.	Aggregate Number of Days Employed.	Average Number of Days Employed per Employee.	Average Number of Hours Employed per Day.	Average Number of Days During Year Not on Duty, Sundays included.	Aggregate Amount Paid in Wages.	Average Wages per Day.	Average Yearly Earnings per Employee.	Number of Employees Injured During Year.	Number of Employees Whose Injuries Resulted in Death.
Conductors .....	75	27,015	360	10	5	\$107,593.53	\$4.00	\$1,439.11	1	1
Brakemen and other train employes.....	232	63,631	274	10	91	221,519.61	3.48	954.83	3	1
Engineers .....	142	41,572	293	10	72	205,852.30	4.94	1,446.14	.....	.....
Firemen .....	166	43,478	261	10	104	136,865.73	3.16	824.43	.....	.....
Switchmen .....	45	15,504	344	10	21	28,797.21	1.88	639.27	1	.....
Engine wipers, etc.....	74	28,934	391	10	.....	56,442.54	1.96	762.74	.....	.....
Yardmen .....	22	8,873	386	10	.....	32,658.86	3.61	1,293.86	.....	.....
Trackmen .....	388	104,113	268	10	97	180,543.43	1.74	466.32	13	4
Agents and assistant agents.....	45	16,706	349	10	16	41,970.38	2.67	392.68	.....	.....
Baggagemen, clerks (station) and other depot men..	617	141,236	229	10	136	307,670.73	2.18	498.66	.....	.....
Machinists and helpers .....	21	7,368	350	10	15	20,320.59	2.76	967.65	.....	.....
Blacksmiths and helpers .....	8	2,228	278	10	87	5,627.92	2.53	703.49	.....	.....
Boilermakers and helpers .....	5	1,740	348	10	17	4,739.73	2.72	947.95	.....	.....
Boilermakers and repairers .....	180	55,086	306	10	69	113,427.38	2.06	630.15	.....	.....
Carpenters and rebuilders.....	101	25,982	257	10	108	77,990.56	2.97	764.36	.....	.....
Construction gangs .....	164	45,174	275	10	90	69,964.50	1.55	426.61	.....	.....
Telegraph operators .....	32	16,384	512	8	.....	32,462.06	1.38	1,014.44	.....	.....
Watchmen, police, etc.....	74	30,641	414	10	.....	48,104.67	1.67	650.06	1	.....
Other employes .....	498	152,515	306	10	69	370,890.87	2.43	744.73	.....	.....
Total .....	2,980	826,384	286	9.9	79	\$2,061,861.66	\$2.49	\$713.45	20	6

**CLASSIFICATION of Persons Employed on the Steam Railroads in New Jersey, for the Fiscal Year Ending June 30, 1915.—(Continued).**

Number of Persons Employed, Number of Hours on Duty per Day, Total Amount Paid in Wages, Average Daily Wage Rates, and Annual Earnings.

New York, Susquehanna and Western Railroad Company. Number of Miles of Road in New Jersey—136.07.

CLASSIFICATION.	Number of Persons Employed.	Aggregate Number of Days Employed.	Average Number of Days Employed per Employee.	Average Number of Hours Employed per Day.	Average Number of Days During Year Not on Duty, Sundays included.	Aggregate Amount Paid in Wages.	Average Wages per Day.	Average Yearly Earnings per Employee.	Number of Employees Injured During Year.	Number of Employees Whose Injuries Resulted in Death.
Conductors .....	38	15,467	407	10	.....	\$70,966.12	\$4.59	\$1,867.23	.....	.....
Brakemen .....	102	42,000	412	10	.....	121,608.60	2.90	1,192.24	.....	.....
Engineers .....	44	20,335	462	10	.....	100,232.20	4.33	2,279.36	.....	.....
Firemen .....	46	21,483	467	10	.....	68,023.62	3.17	1,478.77	.....	.....
Flagmen .....	39	14,233	365	12	.....	17,541.94	1.23	449.79	.....	.....
Engine wipers, etc.....	22	4,538	206	12	159	13,005.02	2.87	591.14	.....	.....
Yardmen .....	46	16,559	360	12	5	66,789.62	4.03	1,451.95	.....	.....
Trackmen .....	328	87,534	267	12	98	161,968.53	1.85	493.81	.....	.....
Agents .....	55	18,239	331	12	34	42,778.51	2.35	777.79	.....	.....
Clerks .....	37	10,744	290	12	75	25,837.33	2.41	698.81	.....	.....
Other depot men .....	223	63,985	287	12	78	158,131.03	2.48	709.11	.....	.....
Machinists and helpers .....	192	54,533	284	10	51	125,145.53	2.30	651.80	.....	.....
Blacksmiths and helpers.....	4	983	246	10	119	3,035.10	3.08	758.78	.....	.....
Boilermakers and helpers .....	15	3,812	254	10	111	12,018.02	3.15	801.20	.....	.....
Carbuilders and repairers .....	64	17,716	277	10	88	39,061.77	2.20	610.34	.....	.....
Carpenters and Bridgebuilders.....	19	7,006	369	10	.....	18,580.10	2.65	977.90	.....	.....
Construction gangs .....	41	3,789	92	12	273	7,044.35	1.87	171.81	.....	.....
Telegraph operators .....	74	26,497	353	10	7	47,197.24	1.78	637.80	.....	.....
Division superintendent's office.....	23	7,691	334	10	31	32,025.39	4.17	1,392.41	.....	.....
Other employes .....	30	9,297	310	12	55	20,944.08	2.25	698.14	.....	.....
<b>Total .....</b>	<b>1,442</b>	<b>446,441</b>	<b>310</b>	<b>10.9</b>	<b>55</b>	<b>\$1,151,994.40</b>	<b>\$2.58</b>	<b>\$798.89</b>	<b>.....</b>	<b>.....</b>

**CLASSIFICATION of Persons Employed on the Steam Railroads in New Jersey, for the Fiscal Year Ending June 30, 1915.—(Continued).**

Number of Persons Employed, Number of Hours on Duty per Day, Total Amount Paid in Wages, Average Daily Wage Rates, and Annual Earnings.

West Jersey and Seashore Railroad Company. Number of Miles of Road in New Jersey—338.14.

CLASSIFICATION.	Number of Persons Employed.	Aggregate Number of Days Employed.	Average Number of Days Employed per Employee.	Average Number of Hours Employed per Day.	Average Number of Days During Year Not on Duty, Sundays included.	Aggregate Amount Paid in Wages.	Average Wages per Day.	Average Yearly Earnings per Employee.	Number of Employes Injured During Year.	Number of Employes Whose Injuries Resulted in Death.
Conductors .....	139	41,653	299	12	66	\$192,840.98	\$4.64	\$1,387.85	11	.....
Brakemen .....	294	80,531	274	12	91	227,902.97	2.83	775.18	44	.....
Engineers .....	110	36,631	333	12	32	200,654.60	5.48	1,824.13	6	.....
Firemen .....	112	30,114	269	12	96	108,509.50	3.60	968.83	9	1
Switchmen .....	3	757	252	12	113	1,506.95	1.99	502.32	.....	.....
Flagmen .....	19	5,799	305	12	60	17,531.00	3.03	922.68	3	.....
Engine wipers, etc.....	2	66	33	11	332	113.55	1.72	56.77	.....	.....
Yardmen .....	3	817	272	10	93	2,357.35	2.89	785.78	.....	.....
Trackmen .....	885	248,496	281	10	84	452,649.45	1.82	511.47	75	.....
Agents .....	102	32,443	318	11	47	102,049.65	3.15	1,000.49	.....	.....
Assistant agents .....	2	730	365	11	.....	2,039.40	2.79	1,019.70	.....	.....
Baggagemen .....	38	9,780	257	11	108	19,214.50	1.97	505.64	.....	.....
Clerks .....	204	51,532	253	11	112	115,625.00	2.24	566.79	3	.....
Other depot men .....	69	18,649	270	11	95	88,482.55	2.07	557.72	.....	.....
Machinists and helpers .....	13	4,069	313	12	52	12,855.05	3.16	988.85	3	.....
Blacksmiths and helpers .....	6	1,867	311	12	54	5,184.65	2.78	864.11	1	.....
Boilermakers and helpers .....	9	2,817	313	12	52	8,674.45	3.08	963.83	2	.....
Carbuilders and repairers .....	6	1,878	313	12	52	5,133.55	2.73	855.59	1	1
Carpenters and Bridgebuilders.....	60	17,290	288	10	77	48,081.70	2.78	801.36	3	.....
Telegraph operators .....	171	56,688	331	8	34	131,537.55	2.32	769.23	2	.....
Division superintendent's office.....	98	35,341	361	8	4	101,888.90	2.88	1,039.68	.....	.....
Other employes .....	704	230,228	327	12	33	492,099.10	2.14	699.00	33	.....
<b>Total .....</b>	<b>*3,049</b>	<b>908,176</b>	<b>298</b>	<b>11.1</b>	<b>67</b>	<b>\$2,286,932.40</b>	<b>\$2.52</b>	<b>\$750.06</b>	<b>195</b>	<b>2</b>

\* 72 employes are required to pass into the States of New York and Pennsylvania in connection with their duties.

CLASSIFICATION of Persons Employed on the Steam Railroads in New Jersey, for the Fiscal Year Ending June 30, 1915.—(Continued).

Number of Persons Employed, Number of Hours on Duty per Day, Total Amount Paid in Wages, Average Daily Wage Rates, and Annual Earnings.

Lehigh and Hudson River Railway Company. Number of Miles of Road in New Jersey—71.4.

CLASSIFICATION.	Number of Persons Employed.	Aggregate Number of Days Employed.	Average Number of Days Employed per Employee.	Average Number of Hours Employed per Day.	Average Number of Days During Year Not on Duty, Sundays included.	Aggregate Amount Paid in Wages.	Average Wages per Day.	Average Yearly Earnings per Employee.	Number of Employees Injured During Year.	Number of Employees Whose Injuries Resulted in Death.
Conductors .....	21	7,774	370	10	.....	\$35,732.58	\$4.60	\$1,701.60	4	.....
Brakemen and flagmen.....	58	20,228	349	10	16	53,435.09	3.13	1,093.70	9	.....
Engineers .....	25	9,636	385	10	.....	48,921.81	5.08	1,956.84	1	.....
Firemen .....	25	9,640	385	10	.....	31,391.00	3.26	1,255.64	1	.....
Yardmen .....	2	983	491	10	.....	2,595.00	2.64	1,297.50	.....	.....
Trackmen .....	74	23,494	304	10	61	40,988.02	1.82	553.89	7	.....
Agents, assistant agents, baggagemen and clerks.....	15	3,158	210	10	155	10,701.92	3.40	713.46	.....	.....
Other depot men.....	8	3,348	418	10	.....	4,195.75	1.25	524.47	.....	.....
Machinists and helpers .....	2	561	280	10	85	1,380.00	2.46	690.00	.....	.....
Carpenters and bridgebuilders.....	7	1,920	274	10	91	5,559.85	2.90	794.26	.....	1
Telegraph operators .....	20	7,873	394	10	.....	12,940.00	1.64	647.00	.....	.....
Other employes .....	45	13,877	308	10	57	36,427.60	2.63	809.50	.....	9
Total .....	302	101,497	336	10	29	\$294,269.08	\$2.90	\$974.40	32	.....

CLASSIFICATION of Persons Employed on the Steam Railroads in New Jersey, for the Fiscal Year Ending June 30, 1915.—(Continued).

Number of Persons Employed, Number of Hours on Duty per Day, Total Amount Paid in Wages, Average Daily Wage Rates, and Annual Earnings.

Lehigh and New England Railroad Company. Number of Miles of Road in New Jersey—28.82.

CLASSIFICATION.	Number of Persons Employed.	Aggregate Number of Days Employed.	Average Number of Days Employed per Employee.	Average Number of Hours Employed per Day.	Average Number of Days During Year Not on Duty, Sundays included.	Aggregate Amount Paid in Wages.	Average Wages per Day.	Average Yearly Earnings per Employee.	Number of Employees Injured During Year.	Number of Employees Whose Injuries Resulted in Death.
Conductors .....	3	955	318	11	47	\$4,349.73	\$4.56	\$1,449.91	.....	.....
Brakemen .....	6	2,186	364	11	1	6,779.24	3.10	1,129.87	1	.....
Engineers .....	3	953	318	11	47	5,025.06	5.27	1,675.02	1	.....
Firemen .....	3	940	313	11	52	3,070.04	3.27	1,023.35	.....	.....
Engine wipers, etc.....	2	700	350	12	15	1,198.62	1.71	599.31	.....	.....
Yardmen .....	1	304	304	10	61	750.00	2.47	750.00	.....	.....
Trackmen .....	34	8,450	249	10	116	14,294.22	1.69	420.42	.....	.....
Agents .....	3	1,007	336	10	29	1,856.83	1.84	618.94	.....	.....
Clerks .....	1	365	365	10	.....	480.00	1.32	480.00	.....	.....
Other depot men.....	1	7	7	10	358	10.50	1.50	10.50	.....	.....
Telegraph operators .....	1	375	375	10	.....	619.29	1.65	619.29	.....	.....
Other employes .....	12	2,311	193	10	172	4,142.15	1.79	345.18	.....	.....
Total .....	70	18,553	265	10.5	100	\$42,575.69	\$2.30	\$608.22	2	.....

CLASSIFICATION of Persons Employed on the Steam Railroads in New Jersey, for the Fiscal Year Ending June 30, 1915.—(Continued).

Number of Persons Employed, Number of Hours on Duty per Day, Total Amount Paid in Wages, Average Daily Wage Rates, and Annual Earnings.

Tuckerton Railroad Company. Number of Miles of Road in New Jersey—29.00.

CLASSIFICATION.	Number of Persons Employed.	Aggregate Number of Days Employed.	Average Number of Days Employed per Employee.	Average Number of Hours Employed per Day.	Average Number of Days During Year Not on Duty, Sundays included.	Aggregate Amount Paid in Wages.	Average Wages per Day.	Average Yearly Earnings per Employee.	Number of Employes Injured During Year.	Number of Employes Whose Injuries Resulted in Death.
Conductors .....	3	750	250	9	115	\$2,437.78	\$3.25	\$812.59	.....	.....
Brakemen .....	4	1,026	256	9	109	2,308.60	2.26	577.15	.....	.....
Engineers .....	3	772	257	9	108	3,584.88	3.25	861.63	.....	.....
Firemen .....	3	771	257	9	108	1,814.82	2.35	604.94	.....	.....
Flagmen .....	3	191	95	9	270	239.81	1.26	119.90	.....	.....
Engine wipers, etc.....	3	730	243	9	122	1,342.63	1.84	447.54	.....	.....
Trackmen .....	23	6,534	284	9	81	12,032.17	1.84	523.14	.....	.....
Agents .....	5	1,002	200	9	165	2,112.33	2.11	422.48	.....	.....
Assistant agents .....	5	1,007	201	9	164	1,607.21	1.60	321.44	.....	.....
Baggagemen .....	1	365	365	9	.....	821.25	2.25	821.25	.....	.....
Clerks .....	5	1,270	254	7	111	3,220.60	2.54	644.12	.....	.....
Machinists and helpers .....	1	56	56	9	309	292.24	5.22	292.24	.....	.....
Blacksmiths and helpers.....	1	313	313	9	52	840.00	2.68	840.00	.....	.....
Other employes .....	3	535	178	9	187	900.81	1.69	300.27	.....	.....
Total .....	60	15,322	247	8.8	118	\$32,555.18	\$2.13	\$526.08	.....	.....

CLASSIFICATION of Persons Employed on the Steam Railroads in New Jersey, for the Fiscal Year Ending June 30, 1915.—(Continued).

Number of Persons Employed, Number of Hours on Duty per Day, Total Amount Paid in Wages, Average Daily Wage Rates, and Annual Earnings.

Raritan River Railroad Company. Number of Miles of Road in New Jersey—22.20.

CLASSIFICATION.	Number of Persons Employed.	Aggregate Number of Days Employed.	Average Number of Days Employed per Employee.	Average Number of Hours Employed per Day.	Average Number of Days During Year Not on Duty, Sundays included.	Aggregate Amount Paid in Wages.	Average Wages per Day.	Average Yearly Earnings per Employee.	Number of Employes Injured During Year.	Number of Employes Whose Injuries Resulted in Death.
Conductors .....	4	954	238	11	127	\$2,992.77	\$3.14	\$748.19	1	.....
Brakemen .....	8	2,440	305	11	60	6,370.96	2.61	796.37	2	.....
Engineers .....	4	1,182	295	11	70	4,943.87	4.19	1,235.97	.....	.....
Firemen .....	4	1,146	286	11	79	2,942.81	2.57	735.70	.....	.....
Engine wipers, etc. ....	4	1,169	292	10	73	2,030.92	1.74	507.73	.....	.....
Trackmen .....	29	8,953	309	10	56	15,813.92	1.76	545.31	1	1
Agents .....	7	2,077	297	9	68	5,040.00	2.42	720.00	.....	.....
Clerks .....	13	4,150	319	9	46	9,221.42	2.22	709.34	.....	.....
Other depot men .....	4	1,076	269	10	96	1,823.38	1.70	455.85	.....	.....
Machinists and helpers ..	2	621	310	10	55	1,454.79	2.35	727.40	.....	.....
Blacksmiths and helpers ..	1	294	294	10	71	736.00	2.50	736.00	.....	.....
Boilermakers and helpers ..	1	312	312	10	53	962.52	3.08	962.52	.....	.....
Carbuilders and repairers ..	4	994	248	10	117	2,308.96	2.33	577.24	.....	.....
Construction gangs .....	15	4,890	326	10	39	8,489.58	1.74	565.97	.....	.....
Telegraph operators .....	1	290	290	10	75	1,180.00	4.07	1,180.00	.....	.....
Other employes .....	7	2,543	363	11	2	3,741.62	1.47	534.52	.....	.....
Total .....	108	33,090	306	10	59	\$70,053.52	\$2.12	\$648.64	4	1

CLASSIFICATION of Persons Employed on the Steam Railroads in New Jersey, for the Fiscal Year Ending  
June 30, 1915.—(Continued).

Number of Persons Employed, Number of Hours on Duty per Day, Total Amount Paid in Wages, Average Daily Wage Rates, and Annual Earnings.

Rahway Valley Railroad Company. Number of Miles of Road in New Jersey—10.

CLASSIFICATION.	Number of Persons Employed.	Aggregate Number of Days Employed.	Average Number of Days Employed per Employee.	Average Number of Hours Employed per Day.	Average Number of Days During Year Not on Duty, Sundays included.	Aggregate Amount Paid in Wages.	Average Wages per Day.	Average Yearly Earnings per Employee.	Number of Employees Injured During Year.	Number of Employees Whose Injuries Resulted in Death.
Conductors .....	1	313	313	10	52	\$860.75	\$2.75	\$860.75	.....	.....
Brakemen .....	2	626	313	10	52	1,565.00	2.50	782.50	.....	.....
Engineers .....	1	313	313	10	52	995.34	3.18	995.34	.....	.....
Firemen .....	1	313	313	10	52	813.80	2.60	813.80	.....	.....
Flagmen .....	1	313	313	10	52	480.00	1.53	480.00	.....	.....
Engine wipers, etc. ....	1	313	313	10	52	671.06	2.15	671.00	.....	.....
Trackmen .....	17	5,321	313	10	52	9,544.00	1.79	561.41	.....	.....
Agents .....	4	1,252	313	10	52	2,976.00	2.38	744.00	.....	.....
Clerks .....	2	626	313	10	52	1,740.00	2.78	870.00	.....	.....
Total .....	30	9,390	313	10	52	\$19,646.49	\$2.09	\$654.88	.....	.....



## Retail Prices of Food Supplies in New Jersey.

---

Retail Prices of a Selected List of Food Supplies, Reported Each Year  
by Representative Dealers in the Principal Centers of  
Population. Prices Quoted are those that  
Prevailed During the Month of  
June, 1915.

---

The compilation which follows is for the purpose of showing the retail prices of a bill of table supplies drawn up with a view to having it include only such articles of food as are in general use and for which there is the most constant demand. Care has been taken where there are two or more quantities of an article, to select for this list, neither the highest, which is within reach of wealthy people only, nor the lowest, which is generally purchased by people of small means or of unusually frugal habits, but rather the medium qualities used by families the circumstances of which are between these two extremes.

The steadily advancing cost of food supplies continue to hold its place as an economic fact, which, notwithstanding the numerous investigations of the subject, still awaits a satisfactory explanation. The remedies suggested as a result of these inquiries are numerous and in their character reflect merely the character of the various theories regarding the origin of the trouble.

For years after the advance in prices had become a matter of profound concern in this country, the belief was quite general that elsewhere throughout the civilized world food prices remained normal and satisfactory. That this was far from being the case, however, was conclusively shown by an investigation of food prices abroad made by this Bureau in 1910, when prices here were much lower than they are at the present time, which showed that throughout the nations of Continental Europe and in Great Britain, the cost of all kinds of food, but more particularly meats of equal quality, were at least as high as they were here, while wages earned by the great majority of working people were never more, and in many instances less than one-half the amounts earned by workmen in the United States.

Milk and vegetables only were cheaper in Germany than in this country, because, as explained by the American Consul in a large German town, "farm labor is almost entirely performed by women."

To insure uniformity of conditions, so far as possible, the individual reports which form the basis of this compilation, are made by the same dealers each year, and the prices quoted are those that prevailed during the month of June. The fairest possible conditions for making comparisons of the prices of one year with those of another, and noting the most minute changes that occur, are thus assured.

The presentation consists of three tables which follow the forms standardized by many years of use, as the best for carrying out the purposes of the inquiry.

Table No. 1 gives the aggregate cost of the entire test bill of goods by localities; No. 2 gives the average prices for each particular article in standard quantities, the prices of 1915 being placed in comparison with those of the next preceding year, and No. 3, which is the same in form as No. 2, except that the comparison is between the prices of 1915 and 1898, when the first food price inquiry was made by the Bureau, will show the changes that have taken place in prices over a period of seventeen years.

The test bill of goods consists of fifty articles, included in which are practically every variety of foods usually purchased by families of average incomes. No fancy groceries which have only a limited sale at high prices are included in the list, although the quality of each article, where not otherwise specified, is that which is rated in the trade as the *best*. Whether, in fact, every article really is the best to be had anywhere, or only the best the particular dealer reporting has in stock, is a question not easy to determine. The difference in prices quoted by a few dealers for articles supposedly alike in every respect, may be reasonably accounted for as the result of these misunderstandings regarding the quality of the goods. However that may be, the substantial accuracy of these average prices cannot be doubted, seeing that they are calculated from figures quoted in seventy-two price lists furnished and vouched for in the matter of accuracy by dealers in as many localities.

This table is so arranged as to show the comparative costliness of the entire test bill of goods in the sixty localities represented in the compilation, the place showing the lowest cost appearing first on the table, and the others following in order as the price increases, the highest, as a matter of course, being at the end of the list.

Seventy-two localities covering all parts of the State are represented on this table and the prices quoted for the entire bill of goods range from \$10.842 at Califon, Hunterdon County, to \$17.020 at Rutherford, Bergen County. These towns stand exactly the same with regard to prices as they did in the investigation of 1914. Two places report prices ranging between \$10 and \$11; one reports a price between \$11 and \$12; seven places show prices ranging between \$12 and \$13; sixteen show prices ranging between \$13 and \$14; twenty-five report totals ranging from \$14 to \$15; seventeen report prices ranging from \$15 to \$16; three are in the class between \$16 and \$17, and in only one place, Rutherford, does the price quoted exceed \$17.00.

The aggregate average price of the bill of goods for the entire State is shown by the table to have been \$14.267. In 1914 the average cost of the bill of goods throughout the State was \$14.601, a decrease in 1915 of 33.4 cents, or a little more than 2 per cent. in the average cost of the bill in 1915, as compared with that of the next preceding year, is thus shown.

The reduction of 33.4 cents in the total cost of the bill is distributed over thirty of the fifty articles included in the entire list. The aggregate amount of these reductions is \$1.060, and the falling off in the price of the two varieties of potatoes—new and old, accounts for 81.0 cents of this sum. Sixteen articles show increases, that with the exception of flour per 25 pound bag, first and second quality, are so small as to average only a fraction of a cent per article. The table shows only four articles, the prices of which are the same for both years. All the varieties of meats, with the exception of mutton, leg and breast, show reductions, but in only a few instances do they exceed a fraction of a cent per pound.

Table No. 3 is the same in form as Table No. 2, but the prices compared are those of 1898, the year the first of these annual inquiries into food prices was made, with the prices of 1915.

Some changes in the table were necessary in order to secure a comparable basis in the articles and quantities for both years. For instance, with regard to flour, the basis of quantity is changed from twenty-five pound bags to barrels, and seven of the articles in the 1915 list are excluded from the comparison altogether, because of their not having appeared in the 1898 bill.

In 1898 the cost of the forty-three articles included in the bill of goods was \$16.901, while in 1915 the cost is \$26.258, an increase in seventeen years of \$9.357, or 55.36 per cent. Flour has advanced 74.5 per cent., and 83.9 per cent. respectively, for the first and second grades; other strikingly large increases are: Butter, 83.02 per cent.; cheese—medium, 66.36 per cent.; corned beef—round, 70.83 per cent.; fresh and salt pork, 81.05 per cent.; bacon, 98.35 per cent., and shoulder, 78.57 per cent. All three varieties of tea—black, green and mixed, show for 1915 a considerable reduction below the prices prevailing in 1898. Of the forty-three articles compared on this table, five show decreases and thirty-eight show increases, the largest, as before stated, being for flour and meats of various kinds.

The table which follows is intended to show the shrinkage in the purchasing power of one dollar in 1915, as compared with 1898. The comparison is limited to a few of the principal staple articles of food supplies for which prices are quoted on tables No. 2 and 3.

ARTICLES.	Number of Pounds \$1.00 Would Buy in		Loss of Purchasing Power in 17 Years. Pounds.
	1898.	1915.	
Wheat flour, first grade.....	38.0	21.8	16.2
Beef, rib roast.....	6.4	4.5	1.9
Beef steak, sirloin.....	5.3	3.6	1.7
Beef, corned (brisket).....	13.3	7.5	5.8
Beef, corned (round).....	8.3	4.1	4.2
Pork, fresh.....	8.9	4.9	4.0
Pork, salt.....	10.5	5.8	4.7
Bacon.....	8.3	4.2	4.1
Shoulder.....	11.9	6.6	5.3
Mutton, leg.....	6.9	4.6	2.3
Mutton, breast.....	10.6	7.4	3.2

The above table shows the actual shrinkage of the purchasing power of one dollar as regards the articles named thereon.

These were not selected for this illustration because of their representing extremely large advances in prices, for as a matter of fact, an examination of the table will show that practically all the articles showing increases have advanced as much or more. During the seventeen years covered by the comparison, the price of practically every article included in the table has experienced alternations of increase and decrease, the increases, however, being almost invariably higher than the decreases, with results as shown on Table No. 3.

In 1898, \$1.00 would pay for 38.0 pounds of the best quality of wheat flour, while in 1915 a dollar would only buy 21.8 pounds, a clear loss to the purchaser of 16.2 pounds. In 1915, one dollar will buy only 4.5 pounds of rib roast beef, while in 1898 it would buy 6.4 pounds, a loss of purchasing power of the dollar of 1.9 pounds. One dollar would pay for 13.3 pounds of corned beef brisket in 1898, and only 7.5 pounds in 1915, a loss to the family larder of 5.8 pounds. One dollar would buy 4.0 pounds and 4.7 pounds more in 1898 of fresh and salt pork than it will in 1915. Of bacon, \$1.00 would pay for 8.3 pounds in 1898 and only 4.2 pounds in 1915. The remarkable contrast between the purchasing power of \$1.00 in 1898 and in 1915 is the clearest and simplest possible demonstration of the increase in food prices presented in a form that appeals most readily to the understanding. The results justify the generally prevalent anxiety to learn something of the causes of the upward movement on the one hand and how far it is going to carry us, on the other.

In connection with the presentation bearing on the growing cost of food supplies, which, as shown above, is 55.36 per cent., it is interesting to note that during the seventeen years, from 1898 to 1915, the average yearly earnings of wage earners in the factories and workshops of New Jersey have increased only 30 per cent. (\$434.02 in 1898 and \$563.61 in 1915), thus leaving the wage earner a very considerable loser in the race between wages and food prices.

TABLE No. 1.

The Cost of Living in New Jersey—Total Cost of the Entire List of Articles in the Various Cities and Towns of the State.

County.	City or Town.	Total cost of Entire Bill.
Hunterdon	Califon	\$10.842
Monmouth	Marlboro	10.918
Essex	Montclair	11.870
Hudson	Jersey City	12.138
Passaic	Paterson	12.167
Warren	Port Colden	12.219
Warren	Port Murray	12.752
Hudson	Hoboken	12.786
Monmouth	Matawan	12.859
Morris	Flanders	12.879
Monmouth	Allentown	13.013
Morris	Middle Valley	13.022
Hunterdon	High Bridge	13.067
Ocean	New Egypt	13.221
Hunterdon	New Germantown	13.268
Middlesex	Cranbury	13.298
Morris	German Valley	13.329
Morris	Morristown	13.372
Sussex	Newton	13.373
Union	Summit	13.600
Ocean	Manahawkin	13.638
Hunterdon	Flemington	13.833
Warren	Phillipsburg	13.837
Bergen	Ridgewood	13.949
Monmouth	Allenwood	13.995
Warren	Marksboro	13.998
Warren	Beattystown	14.007
Sussex	Swartswood	14.075
Gloucester	Clayton	14.132
Morris	Dover	14.132
Morris	Butler	14.193
Sussex	Monroe	14.220
Bergen	Garfield	14.305
Atlantic	Mays Landing	14.350
Cumberland	Milville	14.357
Warren	Oxford	14.394
Middlesex	Dunellen	14.395
Warren	Allamuchy	14.420
Burlington	Burlington	14.445
Burlington	Moorestown	14.509
Morris	Drakestown	14.513
Warren	Blairstown	14.535
Hudson	Harrison	14.537
Monmouth	Asbury Park	14.585
Monmouth	Freehold	14.585
Morris	Chatham	14.602
Cape May	Cape May	14.630
Salem	Salem	14.640
Camden	Camden	14.697
Somerset	Somerville	14.805

TABLE No. 1.—(Continued).

County.	City or Town.	Total cost of Entire Bill.
Gloucester .....	Woodbury .....	14.975
Mercer .....	Trenton .....	15.000
Hunterdon .....	Glen Gardner .....	15.019
Warren .....	Belvidere .....	15.029
Middlesex .....	New Brunswick .....	15.044
Warren .....	Washington .....	15.108
Cumberland .....	Bridgeton .....	15.175
Essex .....	Belleville .....	15.198
Passaic .....	Passaic .....	15.280
Burlington .....	Mount Holly .....	15.388
Essex .....	Newark .....	15.395
Essex .....	Orange .....	15.431
Ocean .....	Lakehurst .....	15.503
Middlesex .....	Metuchen .....	15.620
Bergen .....	Hackensack .....	15.656
Warren .....	Hackettstown .....	15.870
Essex .....	South Orange .....	15.890
Union .....	Elizabeth .....	15.940
Mercer .....	Princeton .....	16.075
Burlington .....	Bordentown .....	16.178
Atlantic .....	Hammonton .....	16.449
Morris .....	Boonton .....	16.580
Bergen .....	Rutherford .....	17.020

Total average for the entire State..... \$14.267

TABLE No. 2.

Cost of Living in New Jersey—Comparison of Average Retail Prices,  
per Article, Month of June, for 1914 and 1915.

ARTICLES.	BASIS OF QUANTITIES.	Average Retail Prices.		Increase (+) or Decrease (-) in 1915 as compared with 1914.	
		1914.	1915.		
Flour, wheat, first quality..	Bag (25 pounds).....	\$0.832	\$1.148	(+)	\$0.316
Flour, wheat, second quality	Bag (25 pounds).....	.733	1.025	(+)	.292
Flour, prepared.....	Pound .....	.123	.125	(+)	.002
Oatmeal, loose.....	Pound .....	.047	.048	(+)	.001
Oatmeal, package.....	Pound (2 pounds).....	.107	.100	(-)	.007
Sugar, granulated.....	Pound .....	.049	.066	(+)	.017
Molasses, N. O.....	Gallon .....	.590	.600	(+)	.010
Syrup .....	Gallon .....	.473	.467	(-)	.006
Bread, large.....	Loaf .....	.092	.096	(+)	.004
Bread, small.....	Loaf .....	.050	.050	.....	.....
Butter, first quality.....	Pound .....	.342	.359	(+)	.017
Butter, second quality.....	Pound .....	.293	.311	(+)	.018
Lard .....	Pound .....	.155	.143	(-)	.012
Eggs.....	Dozen .....	.253	.265	(+)	.012
Cheese, best.....	Pound .....	.223	.227	(+)	.004
Cheese, medium.....	Pound .....	.174	.183	(+)	.009
Coffee, Rio.....	Pound .....	.225	.205	(-)	.020
Coffee, Java.....	Pound .....	.343	.337	(-)	.007
Coffee, Maracalbo.....	Pound .....	.280	.256	(-)	.023
Tea, black, first quality...	Pound .....	.597	.585	(-)	.012
Tea, green, first quality...	Pound .....	.589	.570	(-)	.019
Tea, mixed, first quality...	Pound .....	.574	.556	(-)	.018
Potatoes, old.....	Bushel .....	1.069	.694	(-)	.375
Potatoes, new.....	Bushel .....	1.839	1.404	(-)	.435
Beef, roast, rib.....	Pound .....	.220	.219	(-)	.001
Beef, roast, chuck.....	Pound .....	.186	.181	(-)	.005
Beef, steak, sirloin.....	Pound .....	.280	.276	(-)	.004
Beef, steak, round.....	Pound .....	.252	.243	(-)	.009
Beef, corned, round.....	Pound .....	.211	.205	(-)	.006
Beef, corned, brisket.....	Pound .....	.132	.132	.....	.....
Beef, smoked.....	Pound .....	.414	.405	(-)	.009
Pork, fresh.....	Pound .....	.214	.203	(-)	.011
Pork, salt.....	Pound .....	.178	.172	(-)	.006
Bacon.....	Pound .....	.245	.240	(-)	.005
Ham.....	Pound .....	.205	.195	(-)	.010
Shoulder.....	Pound .....	.161	.150	(-)	.011
Mutton, leg.....	Pound .....	.207	.219	(+)	.012
Mutton, breast.....	Pound .....	.126	.135	(+)	.009
Mackerel, salt, No. 1.....	Pound .....	.193	.177	(-)	.016
Mackerel, salt, No. 2.....	Pound .....	.145	.138	(-)	.007
Tomatoes.....	Can .....	.096	.093	(-)	.006
Corn.....	Can .....	.112	.111	(-)	.001
Succotash.....	Can .....	.120	.120	.....	.....
Rice.....	Pound .....	.087	.088	(+)	.001
Prunes, first quality.....	Pound .....	.146	.133	(-)	.008
Prunes, second quality.....	Pound .....	.115	.105	(-)	.010
Raisins, seeded.....	Pound .....	.115	.113	(-)	.002
Vinegar.....	Gallon .....	.232	.234	(+)	.002
Soap, common.....	Cake .....	.048	.048	.....	.....
Kerosene oil.....	Gallon .....	.109	.107	(-)	.002
Totals.....	.....	\$14.601	\$14.267	(-)	\$0.334

TABLE No. 3.

Cost of Living in New Jersey—Comparison of Average Retail Prices,  
Month of June, for 1898 and 1915.

ARTICLES.	BASIS OF QUANTITIES.	Average Retail Prices.		Increase (+) or Decrease (-) in 1915 as compared with 1898.	Percentage of Increase or Decrease.	
		1898.	1915.			
Flour, wheat, first quality..	Barrel .....	\$5.154	\$8.996	(+)	\$3.842	74.54
Flour, wheat, second quality	Barrel .....	4.370	8.086	(+)	3.666	83.89
Oatmeal, loose.....	Pound .....	.044	.048	(+)	.004	9.09
Oatmeal, package.....	Pound (2 pounds)..	.106	.100	(-)	.006	5.66
Sugar, granulated.....	Pound .....	.059	.066	(+)	.007	11.86
Molasses, N. O.....	Gallon .....	.479	.600	(+)	.121	25.26
Syrup .....	Gallon .....	.401	.467	(+)	.066	16.46
Butter, first quality.....	Pound .....	.219	.359	(+)	.140	63.93
Butter, second quality.....	Pound .....	.169	.311	(+)	.142	83.02
Lard .....	Pound .....	.091	.143	(+)	.052	57.14
Cheese, best.....	Pound .....	.141	.227	(+)	.086	60.99
Cheese, medium.....	Pound .....	.110	.183	(+)	.073	66.36
Coffee, Rio.....	Pound .....	.190	.205	(+)	.015	7.89
Coffee, Java.....	Pound .....	.320	.336	(+)	.016	5.00
Coffee, Maracaibo.....	Pound .....	.250	.257	(+)	.007	2.80
Tea, black, first quality...	Pound .....	.641	.585	(-)	.056	8.74
Tea, green, first quality...	Pound .....	.627	.570	(-)	.057	9.09
Tea, mixed, first quality...	Pound .....	.587	.556	(-)	.031	5.28
Beef, roast, rib.....	Pound .....	.156	.219	(+)	.063	40.38
Beef, roast, chuck.....	Pound .....	.118	.181	(+)	.063	53.39
Beef, steak, sirloin.....	Pound .....	.187	.276	(+)	.089	47.59
Beef, steak, round.....	Pound .....	.152	.243	(+)	.091	59.87
Beef, corned, round.....	Pound .....	.120	.205	(+)	.085	70.83
Beef, corned, brisket.....	Pound .....	.075	.132	(+)	.057	76.00
Beef, smoked.....	Pound .....	.249	.405	(+)	.156	62.65
Pork, fresh.....	Pound .....	.112	.203	(+)	.091	81.25
Pork, salt.....	Pound .....	.095	.172	(+)	.077	81.05
Bacon.....	Pound .....	.121	.240	(+)	.119	98.35
Ham.....	Pound .....	.119	.195	(+)	.076	63.86
Shoulder.....	Pound .....	.084	.150	(+)	.066	78.57
Mutton, leg.....	Pound .....	.145	.219	(+)	.074	51.03
Mutton, breast.....	Pound .....	.094	.135	(+)	.041	43.62
Mackerel, salt, No. 1.....	Pound .....	.154	.177	(+)	.023	14.93
Mackerel, salt, No. 2.....	Pound .....	.128	.138	(+)	.010	7.81
Tomatoes.....	Can .....	.109	.093	(-)	.016	14.68
Corn.....	Can .....	.101	.111	(+)	.010	9.90
Succotash.....	Can .....	.116	.120	(+)	.004	3.45
Rice.....	Pound .....	.082	.088	(+)	.006	7.32
Prunes, first quality.....	Pound .....	.102	.138	(+)	.036	35.29
Prunes, second quality.....	Pound .....	.086	.105	(+)	.019	22.09
Raisins, seeded.....	Pound .....	.095	.113	(+)	.018	18.95
Soap, common.....	Cake .....	.043	.048	(+)	.005	11.63
Kerosene oil .....	Gallon .....	.100	.107	(+)	.007	7.00
Totals.....	.....	\$16.901	\$26.258	(+)	\$9.357	55.36



## The Fruit and Vegetable Canning Industry of New Jersey—Pack of 1914.

---

Considering the area of land under cultivation for the production of vegetables and fruits used for canning purposes, the annual fruit and vegetable pack of New Jersey is not surpassed in volume elsewhere. The industry is an important aid to the agricultural interests of the State, in that it absorbs a wide assortment of farm and garden produce that might go to waste because of the difficulty of marketing them in their natural forms. Much land that would otherwise have remained idle has been brought under cultivation to supply material for the industry, thus increasing the demand for agricultural labor, and the packing operations in the canneries furnish employment to thousands of seasonal workers—mostly women, and to other thousands of skilled workmen who are steadily employed in the manufacture of the metal and glass vessels with their numerous accessories that are used in the industry.

Some of our largest canning establishments include in their pack both fruits and vegetables, and also manufacture their own jars, cans, packing cases and all other material required for carrying on their trade without being dependent on outside sources of supply. A good part of these plants are operated throughout the year in some of their departments, but the smaller ones, which are the most numerous, work only during the actual canning season, which is seldom longer than sixty days.

New Jersey ranks sixth among the states in the value of its canning products, the states ahead of it in that respect being in the order named, California, New York, Maryland, Pennsylvania and Illinois.

The final status of the industry and the variety of goods included in the pack of 1915 are shown in the series of tables which follow. The first of these tables presents a general summary of the business organization of the industry, showing the number of wage earners employed, the capital invested, total value of products, number of days in operation, etc. The second

and third tables present the varieties and quantities of vegetables and fruits which constituted the year's pack.

Preceding these tables is the summary below, which gives a comparison of the totals for the industry in 1914 compared with 1913. The increases and decreases are shown in absolute numbers, and also by percentages.

**Comparison of Financial Statements for the Year 1913-1914.**

	Year		Increase (+) or Decrease (-) in 1914.	
	1913.	1914.	Amount.	Per cent.
Number of canning establishments..	45	46	+ 1	+ 2.2
Capital invested .....	\$1,055,449	\$992,308	- \$63,141	- 6.0
Number of persons employed.....	5,804	5,327	+ 23	+ 0.4
Total amount paid in wages.....	\$494,879	\$484,486	- \$10,393	- 2.1
Total selling value of products.....	\$2,507,344	\$2,396,889	- \$110,455	- 4.4
Aggregate number of days in operation .....	3,166	3,253	+ 87	+ 2.7
Average yearly earnings of labor....	\$93.80	\$90.95	- \$2.85	- 2.5

As shown by the above table, there were 45 canneries in operation in 1913, and 46 in 1914. The capital invested shows a falling off of \$63,141, or 6.0 per cent. in 1914, as compared with the next preceding year. The number of persons employed was greater by 23 in 1914 than in 1913, but the total amount paid in wages was \$10,393, or 2.1 per cent. less.

The selling value of products was \$2,507,344 in 1913, and \$2,396,889 in 1914; the decrease in 1914 is, therefore, \$110,455, or 4.4 per cent. The aggregate number of days in operation was greater by 87, or 2.7 per cent., in 1914 than the number reported for 1913, but the average earnings per employe for the season was \$2.35, or 2.5 per cent. less. On the whole the diminished earnings of labor and reduction in selling value of the season's pack shows that the season was not up to the average prosperity of recent years.

Table No. 1, which sets forth the character of management, capital invested, etc., by establishments, shows that 23 of the 46 plants reporting are owned and managed by corporations having 418 stockholders, and 23 are under private ownership with one owner each. The total capital invested is \$992,308, and the number of wage earners employed, seasonal and permanent, is 5,327, of which 2,073 are men, and 3,254 are women. The total amount

paid in wages is \$484,486, and the total value of the season's pack is \$2,396,889. The aggregate number of days in operation is 3,253. The average capital invested per establishment is \$21,572, and the average value of products per establishment is \$52,105.

Table No. 2 shows the varieties and quantity of each variety of fruit included in the season's pack. The items are entered as reported by the packers, in cans of standard measures. The figures are given separately for each of the canneries with the totals for all. The following summary gives the data relating to the fruit pack of 1914, in comparison with that of 1913, with the increases and decreases as the case may be, noted in absolute amounts and also by percentages. The contents of the several standard varieties of vessels are reduced to a common basis of "pounds" so as to present the comparison in the simplest possible form.

Comparison of Fruit Pack in 1913 and 1914.

ARTICLES.	Basis of Quantities.	Quantities for the Year		Increase (+) or Decrease (-) in 1914.	
		1913.	1914.	Amount.	Per Cent.
Blackberries .....	Pounds.....	385,308	1,121,304	+ 735,996	+ 191.0
Cherries .....	Pounds.....	5,004	42,000	+ 36,996	+ 739.3
Pears .....	Pounds.....	449,724	4,707,348	+ 4,257,624	+ 946.7
Strawberries .....	Pounds.....	369,600	235,080	- 134,520	- 36.4
Apples .....	Pounds.....	42,996	.....	.....	.....
Pineapples .....	Pounds.....	98,604	.....	.....	.....
Totals .....	Pounds.....	1,351,236	6,105,732	+ 4,754,496	+ 351.9

As shown by the above table, the pack of fruits in 1914 exceeded that of the next preceding year by 4,754,496 pounds, or 351.9 per cent. The pack of 1913, compared with that of 1912, showed a falling off in the quantity of fruits handled almost equal to the increase in 1914; the yearly alternation of large and small fruit crops accounts fully for this biennial enlargement and curtailment of the fruit pack.

"Pears" remain, as usual, by far the most important article of the fruit pack, with 4,707,348 pounds to its credit; the next highest is "blackberries," 1,121,304 pounds of which are included in the cannery products of 1914.

Table No. 3 gives details of the vegetable pack of 1914. The establishment reports are identified by "office numbers," four of which—Nos. 10, 12, 24 and 34, represent two or more canneries owned by the same firm, but situated in different localities. The ten lines of vegetables handled by the packers are shown on the table in dozens of standard sized cans. For the purpose of simplifying the comparison of the vegetable pack of 1914 with that of 1913, the contents of these cans are reduced to pounds in the table below.

Comparison of Vegetable Pack in 1913 and 1914.

ARTICLES.	Basis of Quantities.	Quantities for the Year		Increase (+) or Decrease (-) in 1914.	
		1913.	1914.	Amount.	Per Cent.
Tomatoes .....	Pounds.....	57,225,492	47,123,664	- 10,101,828	- 17.7
Peas .....	Pounds.....	5,435,400	4,599,072	- 836,328	- 15.4
Lima beans .....	Pounds.....	11,029,968	10,747,272	- 282,696	- 2.6
Pumpkins .....	Pounds.....	1,257,468	3,950,316	+ 2,692,848	+ 214.1
Squash .....	Pounds.....	2,249,484	3,019,380	+ 769,896	+ 34.2
Rhubarb .....	Pounds.....	610,200	3,212,496	+ 2,602,296	+ 426.5
Sweet potatoes .....	Pounds.....	1,293,432	577,548	- 715,884	- 55.3
Beets .....	Pounds.....	949,356	1,033,020	+ 83,664	+ 8.8
String beans .....	Pounds.....	33,600	38,400	+ 4,800	+ 14.3
Tomato pulp .....	Pounds.....	3,414,960	7,592,124	+ 4,177,164	+ 122.3
Asparagus .....	Pounds.....	13,404	.....	.....	.....
Tomato puree .....	Pounds.....	187,536	.....	.....	.....
Totals .....	Pounds.....	83,700,300	81,893,292	- 1,807,008	- 2.2

Two articles—asparagus and tomato puree—which figure in the pack of 1913, are missing from the list of 1914, as shown on the above table. Only ten varieties of vegetables are reported for both years, and of these there are six reporting increases, and four decrease of products. In the matter of quantity "tomatoes" lead all other varieties. The total pack of 1913 was 83,700,300 pounds in 1913, of which tomatoes furnished 57,225,492 pounds. The pack of 1914 shows a grand total of 81,893,292 pounds, 47,123,664 of which consists of tomatoes. The decrease in the tomato pack is therefore 10,101,828 pounds, or 17.7 per cent. Next in importance among the vegetables is "lima beans," of which 11,029,968 pounds was included in the pack of 1913, and 10,747,272 in the pack of 1914. The falling off of this article is therefore 282,696 pounds, or 2.6 per cent. Tomato pulp shows the greatest numerical increase in quantity in 1914, compared

with 1913—4,177,164 pounds, and the second largest proportionate increase—122.3 per cent. The decrease of the total pack of 1914, compared with that of 1913, is 1,807,008 pounds, or 2.2 per cent.

The canning industry occupies a high place on the list of occupations which contribute to the security and well-being of the human race, in that its processes save from decay immense quantities of food which would otherwise be wasted, if grown at all, and preserve the same with unimpaired nutritive power for years, thus providing an immense stock of reserve food which stands as a protection against the famines which, before the development of preservative processes, were always sure to follow extensive crop failures.

The distribution of canneries by localities is as follows: Bridgeton, 6; Cedarville, 3; Vineland, 2; Williamstown, 2; Quinton, 2; Salem, 2; Woodstown, 2; Hancock's Bridge, 2; and one each in the following places: Egg Harbor City, Bordentown, South Dennis, Tuckahoe, Eldora, Cape May, Goshen, Deerfield, Fairton, Greenwich, Leesburg, Newport, Glassboro, Lambertville, Elmer, Allentown, Hopewell, Pennington, Freehold, Phalanx, Canton, Pedricktown, Norma, Pennsville and Yorketown.

### THE FRUIT AND VEGETABLE CANNING INDUSTRY OF NEW JERSEY.

Character of Management, Capital Invested, Number of Persons Employed,  
Total Amount Paid in Wages, Selling Value of Product and Number  
of Days in Active Operation During the Year 1914.

TABLE No. 1.

Office Number.	Management.		Capital Invested.	Number of Persons Employed.			Total Amount Paid in Wages.	Selling Value of Products.	Number of Days in Operation.
	Private Firms. No. of Partners.	Corporations. No. of Stockholders.		Males.	Females.	Totals.			
1	2	.....	\$4,175	6	32	38	\$447	\$6,668	27
2	1	.....	40,000	69	75	144	34,330	114,410	58
3	1	.....	6,000	20	40	60	3,000	24,500	70
4	.....	3	13,000	90	125	215	10,000	115,602	150
5	1	.....	15,000	35	120	155	7,000	36,000	120
6	.....	4	6,500	23	33	56	4,282	19,853	58
7	1	.....	5,000	15	32	47	1,844	15,600	65
8	2	.....	35,000	85	150	235	56,000	290,000	150
9	1	.....	50,000	80	76	156	27,393	93,960	275
10	.....	3	55,000	80	120	200	11,182	65,304	70
11	.....	4	18,000	25	50	75	5,695	46,000	60
12	.....	10	24,000	35	90	125	6,640	49,575	50
13	.....	7	8,106	30	20	50	2,987	27,500	30
14	.....	.....	10,413	38	50	88	3,395	17,422	64
15	2	.....	2,000	15	25	40	1,000	5,600	60
16	2	.....	12,000	47	80	127	3,000	15,599	60
17	.....	3	18,000	80	160	240	10,000	94,000	25
18	1	.....	9,000	32	56	88	5,197	39,432	73
19	.....	4	15,100	33	55	88	1,652	10,557	25
20	1	.....	1,000	2	15	17	900	10,000	87
21	.....	71	40,685	122	80	202	14,029	81,319	115
22	.....	3	10,000	10	12	22	1,436	4,500	70
23	.....	4	20,000	35	90	125	4,240	29,512	46
24	.....	3	27,013	82	169	251	19,295	89,103	88
25	.....	43	5,200	12	65	77	3,700	20,991	30
26	.....	55	5,900	14	33	47	2,800	12,750	24
27	.....	3	200,000	300	260	560	140,050	431,363	308
28	1	.....	8,000	35	30	65	3,200	30,000	40
29	2	.....	85,000	50	100	150	4,765	49,750	43
30	.....	3	20,000	20	40	60	2,276	18,667	60
31	.....	5	25,000	50	64	114	11,288	44,712	87
32	.....	5	16,000	30	60	90	4,000	45,000	100
33	.....	4	6,000	45	70	115	8,565	48,811	65
34	.....	3	52,086	195	389	584	31,931	175,000	200
35	1	.....	5,000	20	60	80	7,000	37,000	120
36	1	.....	600	4	7	11	400	2,800	30
37	.....	4	6,000	40	65	105	7,600	33,212	45
38	.....	170	18,000	46	111	157	12,514	84,056	60
39	2	.....	58,530	80	85	165	6,281	35,661	52
40	1	.....	5,000	15	35	50	1,500	9,600	60
41	.....	4	31,000	28	25	53	1,722	12,500	33
Total	23	418	\$992,308	2,073	3,254	5,327	\$484,486	\$2,396,889	3,253

**THE FRUIT AND VEGETABLE CANNING INDUSTRY OF NEW JERSEY.**

Product of Canned Fruits and Vegetables for the Year 1914.

**TABLE No. 2.—Fruit.**

Office Number.	Blackberries.		Cherries.		Pears.			Strawberries.		
	2-pound cans. Dozens.	Gallon cans. Dozens.	2-pound cans. Dozens.	Gallon cans. Dozens.	3-pound cans. Dozens.	2-pound cans. Dozens.	Gallon cans. Dozens.	3-pound cans. Dozens.	2-pound cans. Dozens.	Gallon cans. Dozens.
1 .....	.....	.....	.....	.....	4,870	.....	.....	.....	.....	.....
4 .....	11,320	396	.....	.....	11,222	15,519	1,118	.....	.....	.....
5 .....	.....	.....	.....	.....	6,000	.....	2,000	.....	.....	.....
6 .....	.....	.....	.....	.....	3,500	.....	.....	.....	.....	.....
7 .....	.....	.....	.....	.....	3,590	506	.....	.....	.....	.....
8 .....	8,000	5,000	500	300	26,000	5,000	2,500	.....	3,000	1,000
10 .....	.....	.....	.....	.....	4,438	8,746	.....	.....	.....	.....
11 .....	.....	.....	.....	.....	7,000	.....	.....	419	.....	.....
20 .....	.....	.....	.....	.....	1,000	.....	.....	.....	.....	.....
24 .....	.....	.....	.....	.....	4,552	2,100	.....	.....	.....	.....
30 .....	.....	.....	.....	.....	1,700	.....	.....	.....	.....	.....
31 .....	1,400	.....	.....	.....	.....	.....	.....	.....	.....	.....
34 .....	.....	.....	.....	.....	8,756	.....	.....	.....	.....	.....
35 .....	3,200	75	.....	.....	4,600	.....	.....	.....	2,000	.....
37 .....	.....	.....	.....	.....	7,179	.....	.....	.....	.....	.....
<b>Totals .....</b>	<b>23,920</b>	<b>5,471</b>	<b>500</b>	<b>300</b>	<b>93,907</b>	<b>31,871</b>	<b>5,618</b>	<b>419</b>	<b>5,000</b>	<b>1,000</b>

THE FRUIT AND VEGETABLE CANNING INDUSTRY OF NEW JERSEY.

Product of Canned Fruits and Vegetables for the Year 1914.

TABLE No. 3.—Vegetables.

Office Number.	Tomatoes.			String Beans.		Lima Beans.			Pumpkins.	
	3-pound cans. Dozens.	2-pound cans. Dozens.	Gallon cans. Dozens.	3-pound cans. Dozens.	2-pound cans. Dozens.	3-pound cans. Dozens.	2-pound cans. Dozens.	Gallon cans. Dozens.	3-pound cans. Dozens.	Gallon cans. Dozens.
1	2,600									
2						492	65,172	106		
3	22,000									
4	9,800	1,776	12,037				26,823		1,875	2,838
5	1,000		6,000						2,000	
6	16,000		1,100						3,200	
7	4,846		3,750				126		1,700	
8	55,000	4,000	21,000				16,000	2,500	25,000	10,000
9										
10	57,046		1,264							
11	10,000		5,000							
12	42,720									
13			1,244				10,672			
14		900	8,300				1,400			
15		8,000								
16	4,630	4,576	3,253							
17	91,000		13,000							
18	36,394	3,970	1,015						300	
19	5,762	6,782	885							
20		4,000		400	1,000		4,000			
21	15,396	8,884	2,410							
22	4,400									
23			12,375							
24	29,966	7,764	6,891							
25	21,200									
26	12,750									




TABLE No. 3.—Vegetables.—(Continued).

Office Number.	Squash.		Rhubarb.		Beets.			Tomato Pulp.			Peas, 2-pound cans. Dozens.	Sweet Potatoes, 3-pound cans. Dozens.
	3-pound cans. Dozens.	Gallon cans. Dozens.	3-pound cans. Dozens.	Gallon cans. Dozens.	3-pound cans. Dozens.	2-pound cans. Dozens.	Gallon cans. Dozens.	3-pound cans. Dozens.	Gallon cans. Dozens.	5-gallon cans. Dozens.		
1	.....	.....	.....	.....	.....	.....	.....	.....	.....	.....	.....	.....
2	.....	.....	.....	.....	.....	.....	.....	.....	.....	.....	.....	.....
3	10,000	.....	.....	.....	.....	.....	.....	.....	.....	.....	.....	.....
4	11,809	105	.....	1,805	.....	.....	.....	.....	.....	.....	.....	1,000
5	4,000	4,000	.....	.....	.....	.....	.....	.....	.....	.....	.....	.....
6	.....	.....	.....	.....	.....	.....	.....	.....	.....	.....	.....	.....
7	.....	.....	.....	.....	400	126	.....	.....	.....	.....	.....	.....
8	5,000	2,000	2,000	5,000	20,000	1,000	2,500	.....	.....	.....	.....	.....
9*	991	3,587	.....	.....	.....	.....	.....	195	7,312	86,601	.....	.....
10	.....	.....	.....	.....	.....	.....	.....	.....	.....	.....	.....	.....
11	.....	.....	.....	.....	.....	.....	.....	.....	.....	.....	.....	.....
12	.....	.....	.....	.....	.....	.....	.....	.....	.....	.....	15,600	.....
13	.....	.....	.....	.....	.....	.....	.....	.....	.....	.....	19,118	.....
14	.....	.....	.....	.....	.....	.....	.....	.....	.....	.....	6,000	.....
15	.....	.....	.....	.....	.....	.....	.....	.....	.....	.....	.....	.....
16	.....	.....	.....	.....	.....	.....	.....	.....	.....	.....	.....	.....
17	.....	.....	.....	.....	.....	.....	.....	.....	.....	.....	.....	.....
18	.....	.....	.....	.....	.....	.....	.....	.....	.....	.....	.....	.....
19	.....	.....	.....	.....	.....	.....	.....	.....	.....	.....	.....	.....
20	.....	.....	.....	.....	600	.....	.....	.....	.....	.....	.....	.....
21	.....	.....	.....	.....	.....	.....	.....	7,829	.....	.....	.....	3,817
22	.....	.....	.....	.....	.....	.....	.....	.....	.....	.....	.....	.....
23	.....	.....	.....	.....	.....	.....	.....	.....	.....	.....	.....	.....
24	.....	.....	.....	.....	.....	.....	.....	.....	.....	.....	.....	.....
25	.....	.....	.....	.....	.....	.....	.....	.....	.....	.....	.....	.....
26	.....	.....	.....	.....	.....	.....	.....	.....	.....	.....	.....	.....
27	.....	.....	.....	.....	.....	.....	.....	.....	8,000	.....	102,358	.....
28	.....	.....	.....	.....	.....	.....	.....	.....	.....	.....	.....	.....
29	.....	.....	.....	.....	.....	.....	.....	.....	.....	.....	.....	.....

\* This firm also reports 1,434 barrels tomato pulp.





## **PART III**

---

### **INDUSTRIAL CHRONOLOGY OF NEW JERSEY.**

---

---

#### **Accidents to Workmen While on Duty**

---

#### **Permanent or Temporary Suspension of Work in Manufacturing Establishments**

---

#### **Changes in Working Hours and Wages**

---

#### **New Manufacturing Plants Established and Old Ones Enlarged**

---

#### **Industrial Property Destroyed by Fire or Flood**

---


#### **Trade and Labor Unions Organized**

---

#### **Strikes and Lockouts**

---

---



## **Industrial Chronology of New Jersey for the Twelve Months Ending September 30, 1915.**

---

The Industrial Chronology aims to present a brief, but sufficiently comprehensive survey of the field of industry, and furnish information relating to matters and measures having a bearing on the industrial interests of our State, for the twelve months covered by each successive issue of the Bureau's report. The chronology is, therefore, a continuous record of occurrences of the character that makes industrial history, while at the same time bringing into view many of the most important factors by which our industrial interests are affected.

The chronology, as arranged in this year's presentation, contains: First, a record of accidents to workmen while on duty; second, changes in working time and wage rates; third, new manufacturing plants established and old ones enlarged; fourth, damage to factories and workshops by fire and flood, and fifth, the organization of new trade and labor unions. A brief textual review accompanies the tabular presentation of each of these subjects.

### **ACCIDENTS TO WORKMEN WHILE ON DUTY.**

The status of wage earners in New Jersey under the old common law doctrines, which had governed the relations of employer and employe from "a time beyond which the memory of man runneth not to the contrary," was one of the first subjects taken up for investigation by this Bureau after its organization, nearly thirty-eight years ago. The propaganda for awakening the public conscience to the utterly unfair and one-sided character of the law as it then stood was taken up in the only way open at that time, when few of even the workmen whose moral rights were set aside by it, and a still smaller number of those outside of their ranks, knew anything about the law, or in fact ever thought about it, unless something occurred to force an unwilling acquaintance with it in the courts, by embodying in its annual reports an outline of such decisions as were rendered by the highest

courts of the State in cases of suits by injured workmen coming before them for final adjudication.

Without in any way suggesting that these decisions were not in perfect accord with the law as it then stood, the very unfair character of the several lines of defence by which an employer was allowed to shield himself from all liability were pointed out and commented upon in such a way as to show the moral wrong inflicted upon the injured wage earner by the decision. Publicity, it was believed, would concentrate public attention on the law and arouse sufficient interest in the workers to bring about a radical change in their favor. As a further means of emphasizing the utter unfairness of the law and the crying necessity for a change which existed, the Bureau began in 1902, with such facilities as it could command, the work of making a record of accidents to workmen, which was limited strictly to such as resulted in death or bodily injury, causing long continued disability. The names, ages, and addresses of these men, together with such details regarding the accidents which befell them as would serve to show where responsibility rested, were thereafter published annually in the Bureau reports with such comments as seemed appropriate for arousing the public sentiment in favor of justice to the long suffering wage earner and also providing concrete evidence of his unfair treatment, as a basis for an agitation in favor of statutory regulation of the relations of employer and employe which would displace the common law doctrine on the subject, with its many antiquated fictions and groundless assumptions by which just claims against employers for compensation could be so readily defeated.

One of the direct results of this work was the introduction in the Legislature of 1903 of a bill providing for the appointment of a commission by the Governor to inquire into the then existing laws governing the relations of employers and their employes, with a view to bringing about such changes or modifications of the same as would at least permit wage earners to bring their claims into court, feeling confident that they would be decided according to their merits. The bill failed of passage, but was reintroduced five years later and passed the Legislature by a unanimous vote. On the recommendation of the commission, a moderate liability law was enacted by the Legislature of

1908, which, with regard to this important class of legislation, placed New Jersey slightly in advance of all other manufacturing states. Although a very important improvement was effected by this law, it still failed to afford the full measure of relief which the situation appeared to require. The demand for a far more drastic measure—one that would give an injured wage earner a right to compensation which would be unassailable on merely technical grounds grew apace, and finally brought about the enactment of the present compensation and liability law by the Legislature of 1911, since which time the manner of presenting industrial accidents in these reports has been changed to a form that is almost entirely tabular, but with such classifications as are required for showing the direct or proximate causes that brought them about.

The fuller facilities for reporting industrial accidents that have become available by the consolidation act of 1915 merging together under one control the work of this Bureau and that of the Department of Labor, will probably bring about another change in reporting industrial accidents which will, doubtless, take the form of their presentation as a separate report in a more amplified form.

As before stated, when this compilation was begun, its sole objective was to bring about the prevention of accidents through a liability law which would protect the lives and limbs of wage earners by penalizing the neglect on the part of employers to provide proper safeguards against accidents through which hundreds of wage earners were either killed or crippled to a degree that impaired their earning capacity for life. More attention was therefore given to bringing together the details relating to such accidents as most forcefully illustrated the risks and hazards to which wage earners were liable than to securing a more or less complete enumeration of all that occurred. The same policy was pursued in arranging the present presentation.

The accidents reported are classified under two headings—major, which includes all such accidents as resulted either fatally at the time they occurred or soon thereafter, together with those

of a nature serious enough to cause long continued disability—total or partial, permanent or temporary. Under minor is included only such as resulted in injuries which caused no serious physical mutilation and seemed unlikely to cause permanent impairment of wage earning capacity, nor disability sufficient to prevent working for any considerable length of time. Accidents producing injuries of a less serious character than those classified as "minor," several thousand of which occur in the various industries of the State every year, are not included in the compilation.

These two classes of accidents are subdivided into five occupational groups, showing the number that occurred in factories and workshops; building and construction; mines, tunnels and excavations; electrical occupations; and a numerous group representing various lines of work grouped together under the heading "unclassified." As before stated, absolute completeness in the sense that it includes all accidents that occurred during the period covered by the chronology is not claimed for this compilation, but it is safe to say that few, if any, accidents involving serious consequences are missing from the record, and furthermore, in its present form, the presentation illustrates the *causes* responsible for accidents and the character of physical injury resulting from them, which after all, being the human side of the question, is the chief result aimed at. It should be always borne in mind that the purpose of the liability law is the *prevention* of accidents, and that the compensation feature of the statute should be regarded to a large extent as a means to that end.

#### SUMMARY TABLE No. 1.

##### Major Accidents and Their Causes.

The following table shows for all industrial groups the number of accidents resulting in serious injuries, classified under headings indicating with as much precision as possible the various causes responsible for them. The numbers charged to each cause are divided into the fatal, and non-fatal but serious.

## Major Accidents to Workmen While on Duty. Causes of Accidents that Occurred During the Twelve Months Ending September 30, 1915.

SUMMARY TABLE No. 1.—Including all Industrial Groups.

CAUSES OF ACCIDENTS.	Number Killed or Who Died of Injuries.	Number Seriously Injured.	Total Number Killed and Seriously Injured.
Engines, working machinery and power transmission apparatus	18	71	89
Elevators, derricks, cranes and other lifting apparatus.....	19	23	42
Steam boilers, steam piping, explosions, etc.....	8	35	43
Inflammable and acid materials, gases, etc.....	16	55	71
Explosive material—explosions of powder, dynamite, etc.....	22	57	79
Collapse and downfall of material .....	14	85	99
Collapse of scaffolds, ladders, buildings, etc.....	12	45	57
Collapse of caissons, embankments, etc.....	4	13	17
Fall of material in mines, trenches, etc.....	1	2	3
Falls into mines, trenches, excavations, etc.....	3	2	5
Falls from scaffolds, ladders, buildings, etc.....	26	110	136
Falls from chimneys, smokestacks, tanks, etc.....	7	4	11
Falls into oil tanks, tubs of boiling water, dyes, chemicals, etc.	2	9	11
Falls through hatchways, etc.....	6	15	21
Falls through breaking of electric wire poles.....	6	13	19
Vehicles—falls from, run over or down by wagons, trucks, cars, etc. ....	10	40	50
Loading and unloading freight and other material by hand.....	2	15	17
Hand tools, hammers, hand working machinery, etc.....	....	14	14
Woodworking machinery, circular and band saws, etc.....	....	17	17
Metal shaping machinery, steam hammers, hand forgings, etc..	....	16	16
Molten metal—spilling of, falling into, etc., burns from other causes .....	....	15	15
Bursting of emery wheels, flying pieces of metal, etc.....	1	16	17
Contact with electric apparatus, live wires, third rails, etc....	5	11	16
Water transportation—falls from boats, docks, bridges, etc....	8	9	17
Run over or down by locomotives, cars, etc.....	16	4	20
All other causes .....	....	17	17
Steam railroads—			
Operating trains .....	22	556	578
Yardmen .....	4	148	152
Trackmen .....	12	333	345
Depot men .....	....	57	57
Shopmen .....	3	363	366
Carpenters and bridgebuilders .....	1	64	65
Other employes .....	11	916	927
Totals .....	259	3,150	3,409

As shown by the above table, the total number of accidents resulting in major injuries was 3,409, of which 259 resulted fatally either at the time they occurred or shortly thereafter, and 3,150 were non-fatal but serious. Steam railroad transportation within the territorial limits of New Jersey was responsible for 2,490 accidents, 54 or 2.2 per cent. of which were fatal. Outside of the steam railroad service, the greatest number of accidents—136, was caused by "falls from scaffolds, ladders, buildings, etc.," and of these, 26, or 19.1 per cent. were fatal. "Engines, working machinery and power transmission

apparatus," produced 89 victims of accidents, of which number 18, or 20.1 per cent. suffered death. Undoubtedly the occupations involving the greatest risk hazards are those in which explosive materials are made or used in the prosecution of other lines of work. The table shows the number attributed to "explosions of dynamite, powder, etc.," to have been 79, of which 22, or 28 per cent. resulted fatally.

Among the employes of steam railroads the trainmen paid the heaviest toll of accidents, there having been 578 of them, with 22 deaths. Trackmen come next with 345 accidents and 12 deaths.

The table as a whole presents a very comprehensive view of the appliances and conditions responsible for accidents which clearly indicate the direction that should be followed by preventative work. Outside of steam railroading, the table shows twenty-six causes or combinations of causes as being responsible for the entire list of accidents, and the number charged against each of them is shown on the table; those who did and those who did not survive their injuries appear in separate columns.

Table No. 2 which follows is a summary of causes of accidents, divided among the five occupational groups in which they occurred.

**Major Accidents to Workmen While on Duty. Causes of Accidents that Occurred During the Twelve Months Ending September 30, 1915.**

**SUMMARY TABLE No. 2.—Including all Industrial Groups.**

CAUSES OF ACCIDENTS.	Number of Accidents Occurring in:					Total.
	Factories and Workshops.	Building and Construction.	Tunnels, Mines and Excavations.	Electrical Occupations of all Kinds.	Unclassified.	
Engines, working machinery and power transmission apparatus .....	85	....	2	1	1	89
Elevators, derricks, cranes and other lifting apparatus .....	21	3	10	....	8	42
Steam boilers, steam piping, explosions, etc.....	37	....	1	....	5	43
Inflammable and acid materials, gases, etc.....	33	3	8	....	27	71
Explosive material—explosions of powder, dynamite, etc. ....	76	1	2	....	....	79
Collapse and downfall of material.....	63	13	7	....	16	99
Collapse of scaffolds, ladders, buildings, etc....	4	35	1	....	17	57
Collapse of caissons, embankments, etc.....	....	1	16	....	....	17
Fall of material in mines, trenches, etc.....	....	....	8	....	....	8

SUMMARY TABLE No. 2.—(Continued).

CAUSES OF ACCIDENTS.	Number of Accidents Occurring in:					Total.
	Factories and Workshops.	Building and Construction.	Tunnels, Mines and Excavations.	Electrical Occupations of all Kinds.	Unclassified.	
Falls in mines, trenches, excavations, etc....	....	....	5	....	....	5
Falls from scaffolds, ladders, buildings, etc....	20	98	1	1	16	136
Falls from chimneys, smokestacks, tanks, etc.	6	4	....	....	1	11
Falls into oil tanks, tubs of boiling water, dyes, chemicals, etc. ....	10	....	....	....	1	11
Falls through hatchways, etc.....	1	1	....	....	19	21
Falls through breaking of electric wire poles..	....	....	....	19	....	19
Vehicles—falls from, run over or down by, wagons, trucks, cars, etc.....	5	....	9	....	36	50
Loading and unloading freight and other material by hand .....	9	....	....	....	8	17
Hand tools, hammers, hand working machinery, etc. ....	11	1	1	1	....	14
Woodworking machinery, circular and band saws, etc. ....	15	2	....	....	....	17
Metal shaping machinery, steam hammers, hand forgings, etc. ....	16	....	....	....	....	16
Molten metal—spilling of, falling into, etc., burns from other causes .....	15	....	....	....	....	15
Eursting of emery wheels, flying pieces of metal, etc. ....	16	1	....	....	....	17
Contact with electric apparatus, live wires, third rails, etc. ....	3	2	....	10	1	16
Water transportation—falls from boats, docks, bridges, etc. ....	....	....	....	....	17	17
Run over or down by locomotives, cars, etc....	6	2	4	1	7	20
All other causes .....	8	3	1	....	5	17
Steam railroads—						
Operating trains .....	....	....	....	....	....	578
Yardmen .....	....	....	....	....	....	152
Trackmen .....	....	....	....	....	....	345
Depot men .....	....	....	....	....	....	57
Shopmen .....	....	....	....	....	....	366
Carpenters and bridgebuilders.....	....	....	....	....	....	65
Other employes .....	....	....	....	....	....	927
Totals .....	460	170	71	33	185	3,409

The above table shows in clear and concise form the distribution of accidents according to occupational groups. Steam railroad operatives are grouped together on this, as on Table No. 1; the manner in which these men received their injuries is not shown except in so far as it may be suggested by the classifications according to departments of the railroad service into which they are divided. Of the 919 accidents reported outside of steam railroad transportation, 460, or 50.1 per cent. occurred in "factories and workshops"; 170, or 18.5 per cent. occurred in "building and construction"; 71, or 7.7 per cent. occurred among "mine, tunnel and trench workers"; 33, or 3.6 per cent.

were contributed by the various lines of electrical work; and 185, or 20.1 per cent. by the miscellaneous occupations grouped under "unclassified."

The factors principally responsible for accidents in factories and workshops are, in the order of their importance, as follows: Engines, working machinery and power transmission apparatus, 85; explosive material, 76; collapse and downfall of material, 63; steam boiler and steam piping explosions, 33; elevators, derricks, cranes, etc., 21; falls from scaffolds, ladders, etc., 20; metal shaping machinery, steam hammers, etc., 16; bursting of emery wheels, flying pieces of metal, etc., 16; spilling or falling into molten metals, and burns from other causes, 15; wood working machinery, circular and band saws, 15, and hand tools and hand working machinery, 11.

In building and construction there were 98 falls from scaffolds, ladders, buildings, etc., and 35 men were injured by the collapse of scaffolds, ladders or buildings. These two causes account for over 78 per cent. of the total number of accidents in the building and construction industry, and were of course caused by the want of proper safeguards with which all scaffolds should be provided. The only other considerable cause of accidents in the building industry is the collapse and downfall of material, of which the table shows that 15 cases were reported. In mines, tunnels and excavations, the collapse of caissons and embankments caused 16 accidents, and elevators, cranes, derricks, etc., were responsible for 10. Of the 33 casualties appearing on the table under electrical occupations, 19 were caused by the breaking of poles on which linemen were perched while repairing wires. In the same industry 10 men were injured by contact with electric apparatus of one or another kind, or with live wires.

That many of those grouped on the table under "unclassified" who suffered accidental injury were engaged in vehicular traffic seems to be shown by the fact that of the total number—185, reported under that heading, 36 were injured by falls from, or being run down by wagons, trucks, or other vehicles. Under the same heading the table shows 27 injured by inflammable and acid materials, gases, etc.; 19 by falls through unguarded hatchways; 17 by falls from docks, bridges, etc., and 17 from collapse of scaffolds, ladders, etc.

It should be remembered in reading these tables, that only that great subdivision of the industrial army engaged in factories and workshops enjoy the advantage of protection by law. All other occupations, including the group known as the building trades, in which upwards of 65,000 men are employed, are still in the position of looking after themselves, without either assistance or encouragement from the State.

Table No. 3, which follows, is a summary of all fatal and serious accidents, showing the character of the injuries sustained, their bodily location and the number of persons who suffered from them.

**Major Accidents to Workmen While on Duty. Results of Accidents that Occurred During the Twelve Months Ending September 30, 1915.**

**SUMMARY TABLE No. 3.**

All Occupational Groups Included, Except Steam Railroad Transportation.

RESULTS OF ACCIDENTS.	Results of Accidents in:					Total.
	Factories and Workshops.	Building and Construction.	Tunnels, Mines and Excavations.	Electrical Occupations of all Kinds.	Unclassified.	
Fatal at the time of injury or shortly after..	92	39	22	9	44	206
One leg amputated .....	1	.....	.....	.....	1	1
One arm amputated .....	12	.....	.....	.....	.....	12
One hand amputated .....	2	.....	.....	.....	.....	2
One foot amputated .....	1	.....	.....	.....	.....	1
One or more fingers amputated.....	43	2	.....	1	3	49
One or more toes amputated.....	3	.....	.....	1	1	5
Skull fractured .....	7	5	7	2	7	28
Skull fractured and one arm broken.....	.....	1	.....	.....	.....	1
Spine fractured .....	1	1	.....	.....	1	3
One arm fractured .....	17	9	.....	1	9	36
One arm fractured and shoulder dislocated...	.....	1	.....	.....	.....	1
One arm fractured and ankle sprained.....	1	1	.....	.....	.....	2
One arm and jaw bone fractured.....	.....	1	1	.....	1	3
One arm fractured and injured internally....	1	1	.....	.....	.....	2
Both legs fractured .....	.....	.....	.....	.....	2	2
Both legs and one arm fractured.....	.....	1	.....	.....	.....	1
Both legs fractured and injured internally....	.....	.....	.....	.....	1	1
One leg fractured .....	20	14	4	2	21	61
One leg and one arm fractured.....	.....	2	1	.....	.....	3
One leg and one or more ribs fractured.....	2	.....	1	1	.....	4
One leg fractured and injured internally.....	1	2	1	.....	.....	4
One or more ribs fractured.....	3	12	3	.....	4	22
One or more ribs fractured and internally injured .....	1	5	3	.....	.....	9
One hip fractured .....	2	1	.....	1	2	6
One shoulder blade fractured .....	1	3	1	.....	.....	5
One shoulder blade fractured and internally injured .....	1	.....	.....	.....	2	3
Collar bone fractured .....	1	1	1	.....	1	4
Collar bone and one or more ribs fractured..	1	1	.....	.....	.....	2

SUMMARY TABLE No. 3.—(Continued).

RESULTS OF ACCIDENTS.	Results of Accidents in:					Total.
	Factories and Workshops.	Building and Construction.	Tunnels, Mines and Excavations.	Electrical Occupations of all Kinds.	Unclassified.	
Jaw bone fractured .....	2	2	.....	.....	1	5
Nose fractured .....	1	1	.....	.....	1	3
Nose fractured and concussion of brain.....	.....	.....	.....	.....	1	1
Both ankles and several ribs fractured.....	.....	.....	.....	.....	1	1
One ankle fractured .....	2	3	2	.....	4	11
Both wrists and thigh fractured.....	.....	1	.....	.....	.....	1
One wrist fractured .....	.....	5	1	1	1	8
One or more fingers fractured.....	3	1	.....	.....	1	5
One or more toes fractured.....	4	.....	.....	.....	.....	4
Body crushed .....	3	.....	1	1	.....	5
One leg crushed .....	2	1	.....	.....	1	4
Both feet crushed .....	3	.....	.....	.....	.....	3
One foot crushed .....	9	3	2	.....	7	21
Both arms crushed .....	2	.....	.....	.....	.....	2
One arm crushed .....	2	.....	.....	.....	1	3
Both hands crushed .....	2	.....	.....	.....	.....	2
One hand crushed .....	17	.....	.....	.....	.....	17
One or more fingers crushed.....	21	2	1	.....	1	25
One or more toes crushed .....	3	.....	.....	.....	6	9
One shoulder dislocated .....	2	1	1	.....	2	6
One hip dislocated .....	1	.....	.....	.....	.....	1
One elbow dislocated .....	1	2	.....	.....	.....	1
One wrist dislocated .....	.....	1	.....	.....	.....	2
Both ankles dislocated .....	.....	1	.....	.....	3	1
One ankle dislocated .....	5	2	3	.....	3	13
One knee dislocated .....	.....	.....	.....	.....	3	3
Scalp torn from head .....	1	.....	.....	.....	.....	1
Head and body burned by fire.....	13	.....	2	.....	3	18
Head and body burned by acid.....	1	.....	1	.....	.....	2
Body burned by fire.....	7	.....	.....	.....	1	8
Body burned by acid .....	10	.....	.....	.....	.....	10
Body, arms and legs burned by fire.....	25	1	.....	.....	7	33
Body, arms and legs burned by acid.....	7	.....	.....	.....	.....	7
Both legs burned by acid .....	2	.....	.....	.....	.....	2
One leg burned by fire.....	2	.....	.....	.....	.....	2
One arm burned by acid .....	2	.....	.....	.....	.....	2
One arm burned by fire.....	5	.....	1	.....	.....	6
Face burned by acid .....	2	.....	.....	.....	.....	2
Face and hands burned by fire.....	9	1	.....	.....	3	13
One hand burned by fire.....	2	.....	.....	.....	.....	2
Body scalded by hot water or steam.....	6	.....	.....	.....	2	8
Arms and legs scalded.....	2	.....	.....	.....	.....	2
Face, hands and body scalded.....	4	.....	.....	.....	.....	4
Both legs scalded .....	1	.....	.....	.....	.....	1
Body, hands and legs burned by live wire.....	1	1	.....	1	.....	3
One hand burned by live wire.....	1	.....	.....	2	.....	3
Arms and legs burned by live wire.....	.....	.....	.....	4	.....	4
Eyesight wholly or partly destroyed.....	13	.....	.....	.....	.....	13
Partly asphyxiated .....	3	.....	3	.....	6	12
Concussion of brain .....	1	1	1	.....	1	4
Spinal injuries .....	2	3	.....	1	1	7
Internal injuries .....	7	8	.....	.....	8	23
Spinal and internal injuries.....	.....	4	.....	.....	2	6
Otherwise seriously injured .....	33	23	7	5	17	85
Total number of major injuries.....	460	170	71	33	185	919

The above table shows in a manner that could not be made clearer by the most extended analysis or explanation, the nature

and extent of the bodily injuries suffered by wage earners resulting from the class of accidents designated as "major" or "serious." Steam railroad employes are not included in this table, because in their case only the actual number injured was reported, without any statement of the character of the injuries given, excepting only such as resulted in death. The results of injuries are shown on the parallel lines of the table, and in the perpendicular columns the number who suffered them is shown by occupational groups.

The results of accidents are shown in the order of their apparent seriousness, that is to say, the degree of disability which they may be regarded as sure to cause. The most noteworthy entry on the table is that showing the number of fatal accidents, divided among the five occupational groups. The total number of these was 206, of which 92, or 44.6 per cent. occurred in factories and workshops; 39, or 19.0 per cent. in the building and construction occupations; 22, or 10.7 per cent. in tunnels, mines and excavations; 9, or 4.3 per cent. in the electrical occupations; and 44, or 21.4 per cent. in the unclassified occupations.

As before stated, the total number of accidents reported for the twelve months covered by the compilation is 919, and the number that resulted fatally, 206. The record for 1914 showed 978 accidents, 217 of which were fatal; a decrease of 59 is therefore shown in the total number of accidents causing major injuries, and a decrease of 11 in the number that proved fatal. Classifying the accidents according to results, the table shows the injuries suffered by the largest numbers to have been as follows: One leg fractured, 61; one or more fingers amputated, 49; one arm fractured, 36; arms and legs burned by fire, 33; skull fractures, 28; crushed fingers, 25; injured internally, 23; one or more ribs fractured, 22; one foot crushed, 21; head and body burned by fire, 18; and one hand crushed, 17. The varieties of bodily injuries shown on the table outside of those listed as fatal, and the group of 85 cases designated as "otherwise injured," is 81, and among the 713 persons who suffered one or another of them were some who, later on, died from their effects.

The foregoing summary tables show the *causes* of accidents or the direct agencies through which they were inflicted, and the character of the bodily injuries which resulted from them. As

may be reasonably expected considering their great preponderance in the number of persons employed, the factory and workshop industries of the State are responsible for practically one-half of the accidents causing major injuries and almost one-half of the total number of fatalities.

#### ACCIDENTS RESULTING IN MINOR INJURIES.

The three tables which follow, Nos. 4, 5 and 6, deal entirely with accidents, the injuries resulting from which were of a minor character.

TABLE No. 4.

#### Minor Accidents to Workmen While on Duty. Causes of Accidents by Industry Groups for the Twelve Months Ending September 30, 1915.

All Occupational Groups Included, Except Steam Railroad Transportation.

CAUSES OF ACCIDENTS.	Number of Accidents Occurring in:					Totals.
	Factories and workshops.	Building and Construction.	Tunnels, Mines and Excavations.	Electrical Occupations of all Kinds.	Unclassified.	
Engines, working machinery and power transmission apparatus .....	31	.....	.....	.....	1	32
Elevators, derricks, cranes and other lifting apparatus .....	6	.....	1	.....	3	10
Steam boilers, steam piping, explosions, etc.....	6	.....	.....	.....	.....	6
Inflammable and acid materials, gases, etc.....	3	.....	.....	.....	15	18
Explosive material—explosions of powder, dynamite, etc. ....	8	.....	.....	.....	.....	8
Collapse and downfall of material.....	24	21	9	3	.....	66
Collapse of scaffolds, ladders, buildings, etc.....	.....	29	1	.....	6	38
Collapse of excavations, fall of material in mines, trenches, sewers, etc.....	.....	.....	12	.....	.....	12
Falls from scaffolds, ladders, buildings, etc.....	6	48	1	1	11	67
Vehicles—falls from, run over or down by, wagons, trolley cars, trucks, etc.....	1	.....	5	.....	17	23
Loading and unloading freight and other material by hand .....	2	.....	.....	.....	8	10
Hand tools, hand worked machinery, etc.....	6	.....	2	.....	3	11
Woodworking machinery, circular saws, shapers, etc. ....	14	.....	.....	.....	.....	14
Metal working machinery, hand forgings, etc.....	5	.....	.....	.....	.....	5
Contact with electric apparatus, live wires, etc., falls from telegraph poles .....	2	.....	1	8	.....	11
Burns .....	17	1	1	.....	6	25
Bursting of emery wheels, flying pieces of metal, etc. ....	4	.....	.....	.....	.....	4
Water transportation—falls from boats, docks, bridges, etc. ....	.....	.....	.....	.....	4	4
All other causes .....	12	2	2	.....	6	22
Totals—Five occupational groups.....	147	101	35	14	89	386

The above table shows the total number of accidents which produced minor injuries to have been 386 during the twelve months covered by the record, and exactly the same number was reported for the next preceding twelve months. The number charged to "factories and workshops" this year is 147, against 140 in 1914; the number that occurred in the building and construction industries is 101, against 103 in 1914; the number that occurred in the mining, tunneling and trench digging occupations is 35, against 30 in 1914; in electrical occupations the number is 14, against 21 in 1914, and in the unclassified occupations the number is 89, against 92 in 1914. A comparison of this table with the foregoing summaries, Nos. 1 and 2, will show that to a large extent the accidents resulting in both grades of injuries—major and minor, were caused by the same agencies. As these were pointed out in the textual review of these tables, it seems unnecessary to particularize them again, but the fact that year after year the largest number originate in substantially the same way should indicate clearly the direction which preventative efforts might take with the best prospect of effecting improvement.

Tables Nos. 5 and 6, which follow, show the bodily location of all minor injuries (No. 5) and a summary of all accidents—major and minor, by occupational groups (No. 6).

TABLE No. 5.

Minor Accidents. Classification According to Bodily Location of Injury.

INJURIES TO	Number of Injuries.
Hands .....	72
Feet .....	22
Legs .....	26
Arms .....	17
Head .....	74
Body .....	42
Back .....	6
Shoulder .....	7
Head and body.....	43
Hands and face.....	11
Eyes .....	5
Shock .....	6
Internal injuries (including partial asphyxiation by gas).....	12
Burns .....	25
Other injuries .....	18
Total.....	386

TABLE No. 6.

## Major and Minor Accidents, by Occupational Groups.

OCCUPATIONAL CLASSIFICATION.	Number of Accidents that Caused:			Total Number Killed and Injured.
	Death.	Major Injuries.	Minor Injuries.	
Factory and workshop operatives.....	92	368	147	607
Building and construction workmen.....	39	131	101	271
Tunnelmen, miners, excavators, etc.....	22	49	35	106
Linemen and other electrical workers.....	9	24	14	47
Unclassified wage earners.....	44	141	89	274
Totals—Five occupational groups.....	206	713	386	1,305
Accidents reported by steam railroad lines	53	...	...	2,490
	258	713	386	3,795

The above table shows that exclusive of steam railroad employes, there were 1,305 accidents resulting in major and minor injuries; 607, or 4.6 per cent. occurred in factories and workshops; 271, or 20.7 per cent. in building and construction; 106, or 8.1 per cent. in tunnels, mines and excavations; 47, or 3.6 per cent. in the electrical industries; and 274, or 21.0 per cent. in the unclassified group. Including the steam railroad employes, the list of casualties, both major and minor, foots up to a grand total of 3,795, of which number 258 terminated fatally.

TABLE No. 7.

## Manufacturing Establishments Moved from New Jersey or Closed Permanently During the Year 1914.

The table which follows gives a list of manufacturing plants formerly in operation here that were either closed permanently or moved out of the State during the year 1914. The capital invested in these establishments, cost value of such stock or material as they used, selling value of goods made or work done, and number of persons employed are shown on the table as these details were reported for 1913, the last year they were in operation here. The former location of these plants, the character of the industries in which they were engaged, and the states to which those of them that left New Jersey were transferred are also given.

The table shows the total number of these plants to have been 104; of these, 90 were closed permanently for a variety of

reasons, all reducible to the simple proposition that they were not being operated at a profit; 14 were moved to other states—6 to New York, 5 to Pennsylvania, 2 to Connecticut, and 1 to Virginia. The silk industry heads the list with 16 establishments closed. Next in numbers come the jewelry and hatting industries with a loss of five establishments each. The leather, embroidery, paper and sash door and blind industries lost 4 establishments each. Artisans' tools, silver goods, and brick and terra cotta, show shrinkages of 3 establishments each. Twelve industries sustained a loss of 2 establishments each, and 29 others 1 each.

The localities affected by these losses were: Camden, 4; Elizabeth, 2; Hoboken, 6; Jersey City, 3; Newark, 35; New Brunswick and Passaic, 1 each; Paterson, 17; Trenton, 2, and "other localities," 33 establishments.

The number of persons employed in these 104 establishments in 1914 was 3,386, which would average  $33\frac{1}{2}$  wage earners for each of them, a number that indicates their having been of fairly good size. The amount disbursed in wages by them during the last full year of their activity was \$1,650,037. Their aggregate capital invested was \$4,037,981, or an average of nearly \$39,000 each, and the aggregate value of all goods made or work done was \$7,374,641, or an average of \$70,910 for each of the one hundred and four establishments.

There is nothing whatever unusual about the withdrawal from business of so many manufacturing plants during the past year, as the number does not exceed the average proportion of failures as ascertained by the experience extending over many years. In fact the number that closed their doors permanently in 1914 (90), was nine less than that reported for the preceding year (99). The same may be said of the much smaller number of establishments that for one or another reason were moved out of the State to other places. Changes of that kind are constantly taking place and New Jersey is by no means a loser by the process, as the number that comes to us annually from other states is invariably greater than that which leaves us for other places. The same may be said regarding the failures; plants lost in this way are every year replaced by an even larger number of new ones, so that our total volume of industry never fails to show a steady increase from year to year.

TABLE No. 7.

**Manufacturing Establishments Moved from the State or Closed  
Permanently During the Year 1914.**

Number of establishments.....	104
Capital invested .....	\$7,037,992
Value of material used.....	\$4,087,981
Value of goods made.....	\$7,374,641
Amount paid in wages.....	\$1,650,037
Number of persons employed.....	3,386

CAUSES, AS REPORTED, FOR CLOSING UP.

Out of business.....	62
Bankrupt .....	12
Receiver .....	9
Failed .....	2
In liquidation .....	5
Moved to New York.....	6
Moved to Pennsylvania.....	5
Moved to Connecticut.....	2
Moved to Virginia.....	1
	<hr/>
	104

WHERE LOCATED.

Camden .....	4
Elizabeth .....	2
Hoboken .....	6
Jersey City .....	3
Newark .....	35
New Brunswick .....	1
Passaic .....	1
Paterson .....	17
Trenton .....	2
Other locations .....	33
	<hr/>
	104

CHARACTER OF INDUSTRY.

Silk (broad and ribbon).....	13
Silk throwing .....	3
Hats .....	5
Jewelry .....	5
Leather .....	4
Embroideries .....	4
Paper .....	4
Shah, doors and blinds.....	4
Artisans' tools .....	3
Silver goods .....	3
Bricks and terra cotta.....	3
Metal goods .....	2
Metal novelties .....	2
Machinery .....	2
Cotton goods .....	2
Motor vehicles and parts.....	2
Saddles and harness .....	2
Cutlery .....	2
Boxes (wood) .....	2
Watch cases .....	2

Steel and iron (structural).....	2
Soap .....	2
Carriages and wagons.....	2
Twenty-nine others, representing one industry each.....	29

104

TABLE No. 8.

**Changes in Working Time and Wages During the Twelve Months  
Ending September 30, 1915.**

The purpose of this table is to show as clearly and concisely as possible the general movement of working time and wages for the period covered by the report. The table also serves to show in a measure the conditions of inactivity experienced by the industrial establishments for which changes in either or both respects are reported. Usually an employer who finds it necessary to reduce working time or wages may be regarded as not doing a prosperous business, and conversely an advance in both these respects is indicative of a prosperous condition of trade with good prospects ahead.

The number of labor employing concerns reporting changes in either respect is 89, and of these only one is of the non-factory kind. Five establishments report having been reopened on full time after having been closed for the greater part of the next preceding year. Fifteen others that had been running only part time have resumed work on full time.

Two establishments report increases of one hour per day in working time, and one other reports an increase of one day per week. Twelve establishments report having found it necessary to employ a full night gang five nights a week, one reports the employment of a night gang four nights, and another required the services of such extra help three nights a week.

Six establishments found it expedient to reduce working hours, but did not discharge or lay off any of the regular employes, and two went on part time with a reduced working force. Two establishments report having trebled their number of employes and divided them into three equal shifts of eight hours. In addition to these establishments in which three shifts are working on an eight hour basis, the eight-hour day was adopted by twenty-four others in which only the ordinary day working forces were employed. The average number of wage earners employed in these establishments at the time of making the change

was 25,395. Of these, 7,500 were employed by the Victor Talking Machine Company of Camden, who made the change in working time on its own initiative and without any reduction in wages. Eight of these plants are located at Bayonne, nine at Plainfield, and one each at Perth Amboy, Edgewater, Garwood, Landing, Penns Grove and Haskell.

In eighteen of these establishments the reduction of working hours was either preceded or accompanied by an increase in wages, which, however, was in many instances conceded under pressure of the employes. Four establishments advanced wages of all employes 20 per cent.; three, 10 per cent.; one, 12 per cent.; one from  $7\frac{1}{2}$  to 12 per cent.; three granted advances ranging from 5 to 15 per cent.; one gave its employes advances ranging from 10 cents to 25 cents per day, and six others granted increases of from 1 to 2 cents per hour. In only one instance does the record show a decrease in wages, the proportions of which varied from 5 to 10 per cent.

TABLE No. 8.

Increase or Decrease in Wages or Working Hours, from October 1, 1914, to September 30, 1915.

NAME OF FIRM.	Character of Business or Goods Made.	Location of Works.	Increase (+) Decrease (-)	Date of Increase or Decrease.		Amount of Increase or Decrease.
				Month.	Date.	
Standard Oil Co.....	Oil refining.....	Linden .....	+	Oct.....	1	To full time; had been working part time.
Hall Switch and Signal Co.....	Railroad signals..	Garwood .....	-	Oct.....	1	To part time; had been working full time.
Simplex Automobile Co.....	Automobiles .....	New Brunswick..	-	Oct.....	3	To part time; had been working full time.
Empire Steel & Iron Co. (Richard Mine) .....	Iron ore mining..	Mount Hope.....	-	Oct.....	5	To five days per week; had been working six.
Frost & Van Ripper.....	Broad silk.....	Franklin .....	+	Oct.....	5	Reopened; had been closed.
American Agricultural Chem. Co...	Fertilizer .....	Carteret .....	+	Oct.....	12	To full time; had been working part time.
Neverslip Mfg. Co.....	Hoeshoes & calks	New Brunswick..	+	Oct.....	18	Employment of a night shift five nights per week.
Summit Silk Co.....	Broad silk.....	Summit .....	-	Oct.....	20	To part time; had been working full time.
The Arlington Co.....	Pyroxilin .....	Arlington .....	-	Oct.....	20	To part time with reduced working force.
Niles-Bemont-Pond Co.....	Machine tools....	Plainfield .....	+	Oct.....	23	Employment of a night force five nights per week.
The H. W. Merriam Co.....	Shoes .....	Newton .....	+	Oct.....	24	To full time; had been working part time.
International Smokeless Powder Co.	Smokeless powder	Parlin .....	+	Oct.....	28	Employment of a night force.
Norfolk & New Brunswick Hosiery Co. ....	Sweaters .....	New Brunswick..	+	Oct.....	29	Employment of a night force five nights per week.
Hyatt Roller Bearings Co.....	Roller bearings...	Harrison .....	-	Oct.....	29	To part time; had been working full time.
Paul Guenther, Inc.....	Silk hosiery.....	Dover .....	-	Nov....	14	To part time; had been working full time.
E. I. Du Pont de Nemours Powder Co. ....	Explosives .....	Penns Grove.....	+	Nov....	16	Three eight hour shifts established.
Edison Portland Cement Co.....	Portland cement..	New Village.....	-	Dec....	7	To part time with reduced working force.
E. & Z. Van Raalte, Inc.....	Silk vellings.....	Paterson .....	-	Dec....	26	Working time reduced to nine hours per day.
Warren Foundry & Machine Co....	Gas & water pipe.	Phillipsburg .....	+	Dec....	30	To full time; had been working part time.
Simmons Pipe Bending Works.....	Pipe bends & coils	Newark .....	+	Jan....	8	To full time; had been working part time.
Diehl Mfg. Co.....	Electric fans and motors .....	Elizabeth .....	+	Jan....	8	To six days per week; had been working five.
Spicer Mfg. Co.....	Universal joints..	So. Plainfield..	+	Jan....	8	To full time; had been working part time.
Ashley Silk Co.....	Broad silk.....	Netcong .....	+	Jan....	14	Reopened; had been closed.
Ingersoll-Rand Co. ....	Air compressors...	Phillipsburg .....	+	Jan....	14	To full time; had been working part time.
Levgar Structural Co.....	Steel construction.	Dunellen .....	+	Jan....	19	To full time; had been working part time.
Liondale Bleach, Dye & Print Wks.	Textile bleaching.	Rockaway .....	-	Jan....	31	To four days per week; had been working six.
Whitall-Tatum Co. ....	Glass bottles.....	Millville .....	-	Feb....	21	To part time; had been working full time.

TABLE No. 8.—(Continued).

Increase or Decrease in Wages or Working Hours, from October 1, 1914, to September 30, 1915.

NAME OF FIRM.	Character of Business or Goods Made.	Location of Works.	Increase (+) Decrease (-)	Date of Increase or Decrease.		Amount of Increase or Decrease.
				Month.	Date.	
Matawan Steel & Iron Co.....	Gray iron castings	Matawan .....	+	Feb....	24	To full time; had been working part time.
Leech Bros. Shoe Co.....	Shoes .....	Riverside .....	+	Mar....	16	To full time; had been working part time.
M. Hoagland's Sons Co.....	Iron castings....	Rockaway .....	+	Mar....	18	Employment of a night force five nights per week.
Ferracute Machine Co.....	Metal working presses .....	Bridgeton .....	+	Mar....	21	Employment of a night force five nights per week.
Martin Dyeing & Finishing Co....	Bleaching & dyeing .....	Bridgeton .....	+	Mar....	21	Employment of a night force five nights per week.
Marconi Wireless Co.....	Wireless apparatus	Aldene .....	+	Mar....	27	To full time; had been working part time.
Birch Carriage Mfg. Co.....	Carriages .....	Burlington .....	+	Mar....	27	To full time; had been working part time.
E. I. Du Pont de Nemours Powder Co. ....	Explosives .....	Haskell .....	+	Apr....	1	Wages increased twenty per cent.
E. I. Du Pont de Nemours Powder Co. ....	Explosives .....	Parlin .....	+	Apr....	1	Wages increased twenty per cent.
E. I. Du Pont de Nemours Powder Co. ....	Explosives .....	Penns Grove.....	+	Apr....	1	Wages increased twenty per cent.
American Clay Products Co.....	Fireproofing material .....	South River.....	+	Apr....	6	Reopened; had been closed.
Eagle Shirt Mfg. Co.....	Shirts .....	Bordentown .....	+	Apr....	11	Reopened; had been closed.
Amboy Waist & Dress Co.....	Women's apparel.	Perth Amboy.....	+	Apr....	12	Reopened; had been closed.
National Fireproofing Co.....	Fireproofing brick	Perth Amboy.....	+	Apr....	12	To full time; had been working part time.
E. I. Du Pont de Nemours Powder Co. ....	Explosives .....	Haskell .....	+	May....	10	Three eight hour shifts established.
Hall Switch & Signal Co.....	Railroad signals..	Garwood .....	+	May....	13	Employment of a night force three nights per week until 10 o'clock.
United States Metals Refining Co..	Copper refining....	Chrome .....	+	May....	19	To full time; had been working part time.
United Lead Co.....	White lead.....	Maurer .....	+	June...	7	Employment of a night force five nights per week.
International Nickel Co.....	Nickel .....	Bayonne .....	+	June...	15	Wages increased from seven and one-half to twelve per cent.
Vulcan Detinning Co.....	Detinning .....	Sewaren .....	+	June...	17	Employment of a night force five nights per week.
American Locomotive Co.....	Locomotives .....	Paterson .....	+	June...	21	To full time; had been working part time.
Chrome Steel Works.....	Steel castings....	Chrome .....	+	June...	27	Employment of a night force five nights per week.

Johnson & Johnson.....	Surgical dressings	New Brunswick..	+	July...	1	Employment of a night force five nights per week.
Trenton & Mercer County Traction Co. ....	Street railroading.	Trenton .....	+	July...	1	Wages increased one cent per hour.
Consolidated Fruit Jar Co.....	Metal goods.....	New Brunswick..	+	July...	18	To five and a half days per week; had been working four and a half.
New Jersey Lamp & Bronze Wks...	Metal ornaments..	New Brunswick..	+	July...	18	To five and a half days per week; had been working four and a half.
Beckley Perforating Co.....	Screens .....	Garwood .....	+	July...	23	Employment of a night force five nights per week.
National Sulphur Co.....	Refined sulphur..	Bayonne .....	+	July...	30	Wages increased ten per cent.
The Elco Co.....	Motor boats and engines .....	Bayonne .....	+	July...	30	Wages increased twelve and a half per cent.
Tidewater Oil Co.....	Petroleum products .....	Bayonne .....	+	July...	30	Wages increased five to fifteen per cent.
American Agricultural Chem. Co...	Fertilizer .....	Carteret .....	+	Aug...	2	Wages increased one cent per hour.
International Motor Co.....	Auto trucks.....	Plainfield .....	+	Aug...	2	Eight hour system and twenty per cent. increase in wages granted.
Niles-Bemont-Pond Co.....	Machine tools.....	Plainfield .....	+	Aug...	4	Eight hour system and ten per cent. increase in wages granted.
Ransome Concrete Machinery Co...	Concrete machinery .....	Plainfield .....	-	Aug...	4	Eight hour system established.
Hall Printing Press Co.....	Printing presses..	Plainfield .....	-	Aug...	6	Eight hour system established.
Walter Scott & Co.....	Printing presses..	Plainfield .....	-	Aug...	6	Eight hour system established.
Vitaphone Co. ....	Vitaphones .....	Plainfield .....	-	Aug...	6	Eight hour system established.
Potter Printing Press Co.....	Printing presses..	Plainfield .....	-	Aug...	6	Eight hour system established.
General Chemical Co.....	Chemicals .....	Bayonne .....	-	Aug...	10	Eight hour system established.
Gulf Refining Co.....	Petroleum products .....	Bayonne .....	-	Aug...	11	Eight hour system established.
Atlas Powder Co.....	Explosives .....	Landing .....	-	Aug...	15	Eight hour system established.
Summit Silk Co.....	Broad silk.....	Summit .....	-	Aug...	16	Wages decreased five to ten per cent.
H. B. Smith Machine Co.....	Machinery .....	Smithville .....	+	Aug...	18	Employment of a night force five nights per week.
Bosch Magneto Co.....	Magnetos & generators .....	Plainfield .....	-	Aug...	19	Eight hour system established.
Raritan Copper Works.....	Electrolytic copper .....	Perth Amboy....	+	Aug...	23	Wages increased one cent per hour.
American Smelting & Refining Co..	Metal refining..	Perth Amboy....	+	Aug...	23	Wages increased one cent per hour.
Barber Asphalt Paving Co.....	Asphalt products.	Maurer .....	+	Aug...	23	Wages increased one cent per hour.
United States Metals Refining Co...	Copper refining..	Chrome .....	+	Aug...	23	Wages increased two cents per hour.
Bell Electric Motor Co.....	Motors and dynamos .....	Garwood .....	-	Aug...	26	Eight hour system established.
Patrick White & Sons.....	Iron and brass castings .....	Perth Amboy....	-	Sept...	4	Eight hour system established.
Manhattan Rubber Mfg. Co.....	Auto tires.....	Passaic .....	+	Sept...	15	Wages increased three to seven per cent.
Standard Oil Co.....	Petroleum products .....	Bayonne .....	-	Sept...	15	Eight hour system established.
Raritan Woolen Mills.....	Woolen goods.....	Raritan .....	+	Sept...	15	Wages increased ten per cent.
Pacific Coast Borax Co.....	Borax .....	Bayonne .....	-	Sept...	18	Eight hour system established.
National Sulphur Co.....	Refined sulphur..	Bayonne .....	-	Sept...	18	Eight hour system established.

TABLE No. 8.—(Continued).

Increase or Decrease in Wages or Working Hours, from October 1, 1914, to September 30, 1915.

NAME OF FIRM.	Character of Business or Goods Made.	Location of Works.	(+) Increase (-) Decrease	Date of Increase or Decrease.		Amount of Increase or Decrease.
				Month.	Date.	
Warren Foundry & Machine Co....	Gas & water pipe.	Phillipsburg .....	+	Sept...	19	Wages increased ten to twenty-five cents per day.
Tide Water Oil Co.....	Petroleum products .....	Bayonne .....	-	Sept...	20	Eight hour system established.
General Chemical Co.....	Chemicals .....	Edgewater .....	-	Sept...	22	Eight hour system established.
Babcock & Wilcox Co.....	Steam boilers.....	Bayonne .....	-	Sept...	27	Eight hour system established.
Texas Oil Co.....	Petroleum products .....	Bayonne .....	-	Sept...	30	Eight hour system established.
Spicer Mfg. Co.....	Universal joints..	So. Plainfield....	-	Sept...	30	Eight hour system established.
Victor Talking Machine Co.....	Talking machines.	Camden .....	-	Sept...	30	Eight hour system established.

TABLE No. 9.

**New Manufacturing Plants Erected and Old Establishments Enlarged  
During the Twelve Months Ending September 30, 1915.**

This table shows, for the twelve months covered by the record, such additions as have been made to property in use for manufacturing purposes in the form of new plants and also enlargements of others already established. The names of firms or corporations concerned, outlay of money on account of new construction or enlargements, are, with other essential details, given on the table.

The record shows that a total of 70 new factory buildings were erected during the twelve months which it covers, at a total cost, including machinery equipment, of \$2,126,800. The number of plants enlarged to a greater or less extent during the same time was 90, and the outlay represented by these improvements reached the impressive total of \$5,158,770. The new construction and improvements to old establishments together represent an addition of \$7,285,570 to the capital invested in the manufacturing industries of New Jersey on account of lands and buildings during the twelve months covered by the record.

The industries in which the largest number of new plants will engage are: Auto tires, aluminum cooking utensils, asphalt paints, anthracite coal briquettes, calculating instruments, chemicals, cigars, cut glass, electric lamps, embroideries, hoisery, loading fuzes, munitions, nitrating cotton, paper boxes, plumbers' supplies, piece dyeing, iron enameled sanitary ware, tool steel, silk dyeing and finishing, synthetic dyes and colors and vacuum bottles.

A summary of all the data relating to factory and workshop expansion, including the localities in which they are situated, the number of plants—new and old, and the cost of the same, is shown on the following table:

Summary of Factory and Workshop Extension, for the Twelve Months  
Ending September 30, 1915.

LOCATION.	Establishments. Number of:		Cost of Improvements. Amount Expended for:		Total.
	New.	Old.	New Factory Buildings.	Enlargement of old Plants.	
Newark .....	*11	32	\$136,500	\$661,787	\$798,287
Trenton .....	†6	14	360,000	576,700	936,700
Camden .....	‡5	7	48,800	1,891,873	1,940,673
Elizabeth .....	**7	2	234,000	21,000	255,000
Perth Amboy .....	**3	††6	40,000	93,300	133,300
Harrison .....	2	4	34,500	907,500	942,000
New Brunswick .....	1	4	30,000	182,660	212,660
Jersey City .....	**1	3	.....	376,000	376,000
Hoboken .....	†2	††2	.....	40,000	40,000
Plainfield .....	.....	3	.....	33,000	33,000
Metuchen .....	2	.....	180,000	.....	180,000
Bridgeton .....	1	1	13,000	27,000	40,000
Red Bank .....	.....	2	.....	23,000	23,000
West Hoboken .....	1	1	20,000	10,000	30,000
Millville .....	1	1	8,000	15,000	23,000
Matawan .....	**2	.....	15,000	.....	15,000
Kenvil .....	.....	1	.....	200,000	200,000
Yardville .....	1	.....	200,000	.....	200,000
Passaic .....	1	.....	150,000	.....	150,000
Bloomfield .....	1	.....	100,000	.....	100,000
Kingsland .....	1	.....	100,000	.....	100,000
Hightstown .....	.....	1	.....	77,000	77,000
Rockaway .....	1	.....	75,000	.....	75,000
South Amboy .....	1	.....	60,000	.....	60,000
Paulsboro .....	1	.....	60,000	.....	60,000
New Market .....	1	.....	50,000	.....	50,000
Oxford .....	1	.....	50,000	.....	50,000
Hampton .....	1	.....	21,000	.....	21,000
Como .....	1	.....	20,000	.....	20,000
Bound Brook .....	1	.....	19,000	.....	19,000
Weehawken .....	1	.....	16,000	.....	16,000
Washington .....	1	.....	16,000	.....	16,000
Springfield .....	1	.....	15,000	.....	15,000
Cedarville .....	1	.....	10,000	.....	10,000
Irvington .....	.....	1	.....	9,000	9,000
Mt. Holly .....	.....	1	.....	6,000	6,000
Riverton .....	.....	1	.....	5,250	5,250
Asbury Park .....	1	.....	5,000	.....	5,000
Kenilworth .....	1	.....	3,500	.....	3,500
Montclair .....	.....	1	.....	2,700	2,700
Magnolia .....	1	.....	2,500	.....	2,500
Edgewater .....	‡3	.....	.....	.....	.....
Paterson .....	†2	††1	.....	.....	.....
Mays Landing .....	**1	.....	.....	.....	.....
Hamburg .....	.....	††1	.....	.....	.....
Total .....	70	90	\$2,126,800	\$5,158,770	\$7,285,570

- \* Cost of six new plants not reported.
- † Cost of two new plants not reported.
- ‡ Cost of three new plants not reported.
- \*\* Cost of one new plant not reported.
- †† Cost of one addition not reported.

The above table shows Newark leading in number of plants, with a total expenditure of \$798,287, and Camden leading in the matter of expenditures, which amount to \$1,940,673. In the matter of total expenditures, Harrison comes next to Camden,

with a record of \$942,000, more than 90 per cent. of which was for the enlargement of old plants. In expenditures for new plants exclusively, Trenton is first with \$360,000; Elizabeth second, with \$234,000; and the little town of Yardville third, with \$200,000. The greatest expansion of old established plants occurred, as a matter of course, in the larger towns of the middle counties of the State, the only exception being Camden, in which city factory additions requiring an expenditure of \$1,891,873 were made during the twelve months ending September 30, 1915. Harrison is second, with \$907,500; Newark third and Trenton fourth, with expenditures of \$661,787 and \$576,700, respectively. In reality, the outlay on new factory and workshop construction was considerably larger than the total (\$2,126,800) shown on the table, as in the case of thirteen plants referred to in the foot notes, statements regarding cost could not be obtained.

TABLE No. 9.

New Manufacturing Plants Erected and Old Ones Enlarged, from October 1, 1914, to September 30, 1915.

Character of Improvement.		When Made.		Cost.	Name of Firm.	Kind of Goods Made.	Location of Works.
New.	Old.	Month.	Date.				
.....	Old.....	Oct....	7	\$6,600	Hermann, Morris & Co.....	Dry colors .....	Newark.
.....	Old.....	Oct....	7	*.....	Union Waxed & Parchment Paper Co. ....	Waxed paper .....	Hamburg.
New.....	.....	Oct....	9	8,000	The Caloris Co.....	Vacuum bottles .....	Millville.
New.....	.....	Oct....	10	150,000	Paul Guenther, Inc.....	Silk hosiery .....	Passaic.
.....	Old.....	Oct....	17	5,250	McWhorter Mfg. Co.....	Agricultural implements .....	Riverton.
.....	Old.....	Oct....	17	3,000	Scheffehaus Bros.....	Paper boxes .....	Newark.
.....	Old.....	Oct....	17	30,000	United Pepsin Gum Co.....	Chewing gum .....	Newark.
.....	Old.....	Oct....	17	5,000	Eureka Flint & Spar Co.....	Flint and spar .....	Trenton.
New.....	.....	Oct....	20	*.....	Jago Mfg. Co.....	Wash compound .....	Elizabeth.
New.....	.....	Nov....	1	*.....	J. W. Beardsley Sons.....	Food products .....	Newark.
New.....	.....	Nov....	4	2,500	Bozza Bros.....	Clothing .....	Newark.
.....	Old.....	Nov....	14	6,000	Sommer Badge Mfg. Co.....	Badges .....	Newark.
.....	Old.....	Nov....	17	3,700	Model Machine Works.....	Clay machinery .....	Trenton.
New.....	.....	Nov....	20	*.....	New Process Cork Co.....	Cap crowns .....	Hoboken.
.....	Old.....	Nov....	21	75,000	Beckton Chemical Co.....	Chemicals .....	Newark.
.....	Old.....	Nov....	21	8,700	Atlas Refinery .....	Neatsfoot oil .....	Newark.
.....	Old.....	Nov....	23	*.....	Metric Shirt Co.....	Men's shirts .....	Paterson.
New.....	.....	Dec....	11	*.....	Koch Waist Co.....	Shirtwaists .....	Perth Amboy.
.....	Old.....	Dec....	11	3,000	Trenton Potteries Co.....	Sanitary earthenware .....	Trenton.
.....	Old.....	Dec....	12	10,000	American Piston Ring Co.....	Piston rings .....	Newark.
New.....	.....	Dec....	12	21,000	Franco-American Rubber Cloth Co.....	Raincoats .....	Como.
.....	Old.....	Dec....	31	55,160	Neverslip Mfg. Co.....	Horse shoe calks .....	New Brunswick.
.....	Old.....	Dec....	31	20,000	National Porcelain Co.....	Electrical porcelain .....	Trenton.
.....	Old.....	Jan....	2	1,400	Verona Chemical Co.....	Chemicals .....	Newark.
New.....	.....	Jan....	5	75,000	International High Speed Steel Co.....	Tool steel .....	Rockaway.
.....	Old.....	Jan....	13	15,000	Sigmund Eisner .....	Uniforms .....	Red Bank.
.....	Old.....	Jan....	16	50,000	Endurance Tire & Rubber Co.....	Rubber goods .....	New Brunswick.
.....	Old.....	Jan....	16	7,300	Chesebrough Mfg. Co.....	Vaseline .....	Perth Amboy.
.....	Old.....	Jan....	16	1,995	Seldenburg & Co., Inc.....	Cigars .....	Newark.
New.....	.....	Jan....	16	150,000	Mecca Tire Co.....	Automobile tires .....	Trenton.
New.....	.....	Jan....	18	*.....	D. N. Sire.....	Adjustable weather proof windows.....	Mays Landing.
New.....	.....	Jan....	20	*.....	Essex Traveling Bag Co., Inc.....	Traveling bags .....	Newark.
New.....	.....	Feb....	5	16,000	Artcraft Co.....	Rustic wood .....	Washington.

New	Feb.	15	125,000	Dellon Tire & Rubber Co.	Automobile tires	Trenton.
Old	Feb.	15	3,500	James M. Seymour, Jr.	Machinery	Newark.
Old	Feb.	15	9,000	Up-to-Date Knit Goods Co.	Knit goods	Newark.
Old	Feb.	20	2,692	Hanovia Chemical & Mfg. Co.	Chemicals	Newark.
New	Feb.	22	*	Harden, Carter Co., Inc.	Handkerchiefs	Newark.
Old	Feb.	26	27,000	American Can Co.	Tin cans	Bridgeton.
New	Mar.	7	*	L. S. Brach Supply Co.	Railway signals	Newark.
New	Mar.	8	1,000	Louis Voight & Co.	Finishing oils	Newark.
Old	Mar.	19	40,000	American Lead Pencil Co.	Lead pencils	Hoboken.
New	Mar.	19	50,000	Oxford Dye Works	Piece dyeing	Oxford.
New	Mar.	19	50,000	Standard Water Systems Co.	Distilling apparatus	Hampton.
Old	Mar.	20	20,000	St. Mungo Mfg. Co. of America	Golf balls	Newark.
Old	Mar.	25	1,500	National Red Oil & Soap Co.	Sulphonated oils	Harrison.
New	Mar.	29	*	Interstate Shade Cloth Co.	Window shades	Hoboken.
New	April	1	30,000	Harris, Silver, Baker Co.	Structural steel	Newark.
Old	April	7	130,000	Agasote Millboard Co.	Millboards	Trenton.
New	April	12	15,000	The Chemical Co. of America	Chemicals	Springfield.
New	April	12	15,000	Midvale Chemical Works	Chemicals	Elizabeth.
Old	April	12	*	Peg Lock Block Co., Inc.	Wooden mechanical toys	Paterson.
Old	April	12	77,000	Hightstown Smyrna Rug Co.	Rugs	Hightstown.
Old	April	14	7,000	Maher & Flockhart	Castings	Newark.
New	April	29	1,000	A. Geller & Sons	Boys' pants	Elizabeth.
New	April	29	50,000	Gabriel & Schall	Chemicals	New Market.
New	April	29	9,500	National Rubber Mfg. Co.	Rubber horse shoe pads	Harrison.
Old	April	30	100,000	Nagle Packing Co.	Food products	Jersey City.
Old	May	1	125,000	James A. Banister Co.	Shoes	Newark.
New	May	4	19,000	H. J. Jaeger Co.	Electric lamps	Weehawken.
New	May	4	25,000	Calculagraph Co.	Calculating instruments	Harrison.
Old	May	4	825,000	Crucible Steel Co. of America	Ordnance	Harrison.
Old	May	6	*	Weiller Mfg. Co.	Chemicals	Perth Amboy.
Old	May	8	18,000	Central Dyestuff & Chemical Co.	Chemicals	Newark.
Old	May	10	25,000	John E. Thropp's Sons Co.	Machinery	Trenton.
New	May	12	*	Union Powder Corp.	Smokeless powder	Edgewater.
Old	May	15	10,000	Perth Amboy Chemical Co.	Chemicals	Perth Amboy.
Old	May	15	1,635,000	Victor Talking Machine Co.	Talking machines	Camden.
New	May	15	125,000	Nixon Nitration Works	Nitrating cotton	Metuchen.
Old	May	15	8,000	Spicer Mfg. Co.	Universal joints	Plainfield.
Old	May	17	75,673	Keystone Leather Co.	Leather	Camden.
Old	May	19	200,000	Colgate & Co.	Perfumes	Jersey City.
Old	May	20	25,000	Standard Underground Cable Co.	Wires and cables	Perth Amboy.
New	May	20	15,000	Magnolia Metal Co.	Metal refining	Matawan.
New	May	20	*	Sunnyland Fruit Co.	Glace fruits	Matawan.
Old	May	22	20,000	International Motor Co.	Motor trucks	Plainfield.
Old	May	23	6,000	National Red Oil & Soap Co.	Oils and soaps	Harrison.
Old	May	23	13,000	Sloan & Chase Mfg. Co.	Machinery	Newark.
Old	May	23	2,800	Universal Copper Works	Copper ware	Newark.

\* Cost of Improvements not reported.

TABLE No. 9.—(Continued).

Character of Improvement.		When Made.		Cost.	Name of Firm.	Kind of Goods Made.	Location of Works.
New.	Old.	Month.	Date.				
New.....	.....	May...	27	*.....	United States Aluminum Co.....	Cooking utensils .....	Edgewater.
.....	Old.....	May...	28	\$54,000	Maas & Waldstein.....	Chemicals .....	Newark.
.....	Old.....	May...	28	100,000	J. S. Mundy.....	Hoisting engines .....	Newark.
.....	Old.....	May...	29	5,000	F. H. Kalbfleisch Co.....	Chemicals .....	Elizabeth.
New.....	.....	June...	3	10,000	C. C. Ball Co.....	Turkish towels .....	Cedarville.
.....	Old.....	June...	11	5,000	National Radiator Co.....	Radiators .....	Trenton.
.....	Old.....	June...	11	17,000	Mercer Automobile Co.....	Automobiles .....	Trenton.
.....	Old.....	June...	12	10,000	Heller & Merz Co.....	Colors .....	Newark.
New.....	.....	June...	15	*.....	New Toy Mfg. Co.....	Toys .....	Newark.
.....	Old.....	June...	22	14,000	J. L. Mott Co.....	Iron enamel sanitary ware.....	Trenton.
New.....	.....	June...	22	5,000	Valco Mfg. Co.....	Night gowns .....	Asbury Park.
New.....	.....	June...	26	30,000	Bayuk Bros. Co.....	Cigars .....	Perth Amboy.
New.....	.....	July...	3	*.....	United States Wool Combing Co....	Wool combing .....	Camden.
New.....	.....	July...	7	100,000	International Arms & Fuze Co....	Assembling fuzes .....	Bloomfield.
.....	Old.....	July...	10	30,000	Geo. Stengel, Inc.....	Leather .....	Newark.
.....	Old.....	July...	11	22,800	J. Wiss & Sons Co.....	Shears and razors.....	Newark.
New.....	.....	July...	13	200,000	Zee-Zee Rubber Co.....	Automobile tires .....	Yardville.
.....	Old.....	July...	17	150,000	Jóhn A. Roebling's Sons Co.....	Wire and wire rope.....	Trenton.
New.....	.....	July...	17	*.....	R. & L. Leather Co.....	Leather .....	Camden.
New.....	.....	July...	23	6,000	Nelson & Hall Co.....	Veneer cases .....	Camden.
New.....	.....	July...	23	60,000	Consumers' Oil Co.....	Asphalt paints .....	South Amboy.
.....	Old.....	July...	26	15,500	The Celluloid Co.....	Celluloid goods .....	Newark.
New.....	.....	July...	27	30,000	Wasson Piston Ring Co.....	Piston rings .....	New Brunswick.
.....	Old.....	July...	27	8,000	Sigmund Eisner .....	Clothing .....	Red Bank.
New.....	.....	July...	27	20,000	King Chemical Co.....	Chemicals .....	Bound Brook.
New.....	.....	July...	28	190,000	American Enamelling Mfg. Co.....	Plumbers' supplies .....	Elizabeth.
New.....	.....	July...	28	55,000	Empire Floor & Tile Co.....	Tile .....	Metuchen.
.....	Old.....	July...	29	15,000	International Glass Co.....	Glass tubing .....	Millville.
New.....	.....	July...	29	3,500	M. Schroeder & Co., Inc.....	Dresses .....	Kenilworth.
New.....	.....	July...	29	*.....	Trenton Raincoat Co.....	Raincoats .....	Trenton.
.....	Old.....	July...	31	6,000	Prince Cigar Mfg. Co.....	Cigars .....	Trenton.
.....	Old.....	Aug....	7	85,000	Armstrong Cork Co.....	Cork products .....	Camden.
.....	Old.....	Aug....	7	75,000	Howe Rubber Co.....	Rubber goods .....	New Brunswick.
.....	Old.....	Aug....	7	1,500	Empire Leather Co.....	Leather .....	Newark.
.....	Old.....	Aug....	7	8,000	Strleby & Foote Co.....	Drop forging .....	Newark.
New.....	.....	Aug....	10	*.....	Chas. Zehnbauer .....	Neckwear .....	Jersey City.
New.....	.....	Aug....	13	*.....	American Can Co.....	Ordnance .....	Edgewater.

.....	Old.....	Aug....	15	17,300	Basch & Greenfield Co.....	Wool fibre and shoddy.....	Newark.
.....	Old.....	Aug....	15	75,000	Hyatt Roller Bearing Co.....	Roller bearings.....	Harrison.
.....	Old.....	Aug....	15	15,000	Consolidated Color & Chem. Co....	Chemicals.....	Newark.
New.....	.....	Aug....	16	*	Mercer Glass Co.....	Cut-glass.....	Trenton.
New.....	.....	Aug....	20	*	Progressive Silk Finishing Co.....	Silk finishing.....	Hoboken.
.....	Old.....	Aug....	21	25,000	Butterworth-Judson Co.....	Mineral acids.....	Newark.
.....	Old.....	Aug....	21	3,000	Hay Foundry & Iron Works.....	Machinery.....	Newark.
.....	Old.....	Aug....	25	20,000	C. B. Coles & Sons Co.....	Millwork.....	Camden.
New.....	.....	Aug....	26	100,000	American Synthetic Dyes, Inc.....	Dyes and colors.....	Newark.
.....	Old.....	Aug....	26	200,000	Hercules Powder Co.....	Explosives.....	Kentvil.
New.....	.....	Aug....	27	20,000	Walter Frueh.....	Embroideries.....	West Hoboken.
.....	Old.....	Aug....	27	10,000	M. Lichtman.....	House dresses.....	West Hoboken.
.....	Old.....	Aug....	28	2,700	N. J. Coated Paper Co.....	Coated paper.....	Montclair.
.....	Old.....	Aug....	28	50,000	Rud. Preisdanz.....	Carriages and wagons.....	Camden.
New.....	.....	Aug....	30	40,000	Standard Briquet Corp.....	Anthracite coal briquets.....	Trenton.
.....	Old.....	Sept..	4	31,000	Raritan Copper Works.....	Copper refining.....	Perth Amboy.
.....	Old.....	Sept..	4	1,200	W. M. Dorell & Son.....	Shoes.....	Camden.
New.....	.....	Sept..	4	*	Victory Silk Finishing Co.....	Silk finishing.....	Paterson.
New.....	.....	Sept..	5	2,500	Saddler Shirtwaist Co.....	Dresses and waists.....	Magnolia.
.....	Old.....	Sept..	5	6,000	Royle & Pilkinton Co.....	Tapestry goods.....	Mount Holly.
.....	Old.....	Sept..	5	16,000	Waclark Wire Co.....	Wire.....	Elizabeth.
.....	Old.....	Sept..	5	76,000	Durham Duplex Razor Co.....	Razors.....	Jersey City.
.....	Old.....	Sept..	10	-90,000	Fitzgibbon & Crisp Co.....	Auto bodies.....	Trenton.
.....	Old.....	Sept..	10	33,000	C. V. Hill Co.....	Refrigerators.....	Trenton.
New.....	.....	Sept..	14	60,000	Standard Fuse Corp.....	Loading fuses.....	Paulsboro.
New.....	.....	Sept..	15	10,000	National Synthetic Co., Inc.....	Chemicals.....	Perth Amboy.
New.....	.....	Sept..	17	5,000	Elizabeth Paper Box Co.....	Paper boxes.....	Elizabeth.
New.....	.....	Sept..	17	5,000	American Stamping Co.....	Toys and signs.....	Elizabeth.
New.....	.....	Sept..	17	13,000	Geo. F. Luffberry, Jr.....	Rubber chemicals.....	Elizabeth.
.....	Old.....	Sept..	17	5,000	Niles-Bement-Pond Co.....	Machine tools.....	Plainfield.
.....	Old.....	Sept..	18	20,000	Roessler & Hasslacher Chem. Co..	Chemicals.....	Perth Amboy.
.....	Old.....	Sept..	18	6,000	Max Hertz.....	Leather.....	Newark.
.....	Old.....	Sept..	18	10,000	Breeze Carburetor Co.....	Flexible metal tubing.....	Newark.
.....	Old.....	Sept..	20	25,000	Eavenson & Levering.....	Wool combing.....	Camden.
.....	Old.....	Sept..	20	75,000	Ajax-Grieb Rubber Co.....	Automobile tires.....	Trenton.
New.....	.....	Sept..	20	2,800	Brown & Getty.....	Iron fences.....	Camden.
.....	Old.....	Sept..	25	9,000	Bierman-Everett Foundry Co.....	Iron castings.....	Irvington.
New.....	.....	Sept..	25	3,000	American Chemical Leaf Co., Inc..	Gold leaf.....	Newark.
New.....	.....	Sept..	25	*	Hays, Levi & Co.....	Men's clothing.....	Newark.
New.....	.....	Sept..	27	100,000	Canadian Car & Foundry Co.....	Munitions of war.....	Kingsland.
New.....	.....	Sept..	27	*	Forty-four Cigar Co.....	Cigars.....	Camden.
New.....	.....	Sept..	28	45,000	Wm. F. Taubel, Inc.....	Hosiery.....	Trenton.
New.....	.....	Sept..	28	40,000	Wm. F. Taubel, Inc.....	Hosiery.....	Camden.
New.....	Old.....	Sept..	29	2,500	U. S. Nickel Co.....	Metal refining.....	New Brunswick.
New.....	.....	Sept..	30	13,000	Greenebaum Shirt Mfg. Co.....	Boys' shirts.....	Bridgeton.
				\$7,285,570			

\* Cost of improvements not reported.

TABLE No. 10.

**Damage to Manufacturing Plants by Fire and Flood.**

This compilation is based on reports received of individual industrial establishments destroyed or damaged by fire during the twelve months ending September 30, 1915. The dates on which the fires occurred, names of proprietors, locations of the properties, character of the industries, and the money equivalent of the damage resulting from the fires are given for each occurrence separately. There were 89 fires in all, and the total loss caused by them was \$4,160,234, of which \$816,055 is charged to buildings; \$1,520,891 to machinery and tools; \$585,405 to material for manufacture; and \$1,027,653 to finished products stored in the buildings when the fires occurred. The next preceding table (No. 9) shows a total of \$7,285,570 in the form of new buildings and enlargements of existing plants, added to the value of property in use for industrial purposes for the period covered by these losses. Deducting the losses by fire from this amount, leaves a net gain of \$3,125,836 to the industrial equipment of the State for the twelve months ending September 30, 1915.

As a matter of course, the greater number of fires occurred in the principal centers of industrial activity, that is to say, the cities and towns of Essex, Hudson, Union and Passaic Counties, but fires occurred in a wide area, and few places in the State having a number of industries escaped without some loss.

TABLE No. 10.  
Manufacturing Plants Damaged by Fire, from October 1, 1914, to September 30, 1915.

NAME OF FIRM.	When Fire Occurred.		Kind of Goods Made.	Location of Works.	Amount of Loss, on				
	Month.	Date.			Building.	Machinery and Tools.	Material.	Finished Product.	Total.
Herrmann Morris & Co.	Oct.	5	Dry colors	Newark	\$18,351	\$11,382	\$20,000	\$42,486	\$92,229
Jos. Stubb Varnish Co.	Oct.	13	Varnishes and japans	Camden	697	1,273	.....	8,631	10,511
Morris Canning Co.	Oct.	13	Food products	Allentown	2,500	5,000	1,200	.....	8,700
Union Electric Porcelain Works.	Oct.	16	Electrical porcelain	Trenton	2,000	900	.....	17,000	13,900
Theiss, Frank & Co.	Oct.	17	Musical instrument cases	Newark	300	500	300	500	1,600
Koschesak Box Supply Co.	Oct.	19	Boxes	Hoboken	.....	.....	.....	.....	500
Japanese Silk Garment Co.	Oct.	21	Kimonos and sacques	Trenton	300	40,000	400	.....	700
American Reduction Works.	Nov.	1	Fertilizer	Kearny	.....	.....	1,000	2,000	43,000
Huslander Engraving Co.	Nov.	6	Engraving cards	Trenton	251	40,000	.....	1,078	1,329
Russell Playing Card Co.	Nov.	8	Playing cards	Milltown	.....	.....	.....	.....	785
Globe Porcelain Co.	Nov.	12	Electrical porcelain	Trenton	6,215	2,259	2,053	1,000	11,527
West Jersey Paper Mfg. Co.	Nov.	13	Rope paper	Camden	1,800	.....	.....	30,000	31,800
Trexler Lumber Co.	Nov.	17	Doors, sash and blinds	Kearny	4,231	.....	19,054	.....	23,275
Geo. W. Loversidge.	Nov.	20	Underwear	Eatonstown	2,000	.....	.....	1,000	3,000
Newark Cork Works, Inc.	Nov.	24	Cork and corkwood	Newark	.....	.....	.....	.....	150,000
Thos. A. Edison, Inc.	Dec.	9	Motion picture films	West Orange	86,752	493,062	69,358	134,886	774,048
Wm. Handler	Dec.	18	Trunk handles	Newark	800	325	.....	1,175	2,300
E. E. Clark	Dec.	19	Jewelry	Newark	500	.....	75	50	625
Henry Mayers	Dec.	22	Hat frames	Newark	.....	500	385	4,000	4,885
Glassboro Shirt Works.	Dec.	30	Shirts	Glassboro	1,000	1,500	.....	7,800	10,300
Gibson Iron Works.	Jan.	2	Grates, etc.	Jersey City	.....	.....	.....	.....	500
German-American Chemical Co.	Jan.	4	Chemicals	Perth Amboy	.....	.....	.....	.....	300
Wm. Mann Co.	Jan.	11	Copying tissue paper	Lambertville	2,000	500	1,000	3,000	6,500
Laskey Novelty Co.	Jan.	15	Straw hats	Clifton	.....	.....	.....	.....	3,000
John A. Roebbing's Sons Co.	Jan.	18	Wire and wire rope	Trenton	300,000	620,000	200,000	250,000	1,430,000
Dorfman Bros.	Jan.	23	Pearl buttons	Newark	.....	1,025	2,000	3,000	6,025
American Art Metal Co.	Jan.	23	Metal novelties	Newark	.....	4,000	1,500	.....	5,500
Edward O. Chase.	Jan.	23	Machinery	Newark	.....	400	1,150	250	800

TABLE No. 10.—(Continued).

NAME OF FIRM.	When Fire Occurred.		Location of Works.	Location of Works.	Amount of Loss, on				
	Month.	Date.			Building.	Machinery and Tools.	Material.	Finished Product.	Total.
Art Metal Works.....	Jan.....	25	Metal goods .....	Newark .....					\$1,500
J. B. Gruman Co.....	Jan.....	29	Spices and shellac.....	Newark .....	\$20,000	\$10,000	\$10,000	\$5,000	45,000
Monmouth Skirt Co.....	Jan.....	30	Clothing .....	Asbury Park.....	40,000	15,000	80,000	65,000	200,000
American Paper Box Co.....	Jan.....	30	Paper boxes .....	Asbury Park.....					3,000
Sussex Foundry & Machine Co.....	Feb.....	2	Castings .....	Sussex .....	4,500	3,000	1,500	1,500	10,500
Maas & Waldstein.....	Feb.....	6	Chemicals .....	Newark .....					400
Enterprise Wall Paper Co.....	Feb.....	6	Wall paper .....	Collingswood .....	26,000	90,000	30,000	32,000	178,000
Johnson & Johnson.....	Feb.....	17	Surgical dressings .....	New Brunswick.....	2,000	500		500	3,000
Passaic Waxed Paper Co.....	Feb.....	21	Waxed paper .....	Passaic .....					30,000
Manchester Shirt Co.....	Feb.....	22	Shirts .....	Bridgeton .....		2,043		5,770	7,813
Salem Glass Works.....	Feb.....	26	Glass bottles .....	Salem .....	21,540	24,116	1,444	56,617	103,717
Thos. A. Edison, Inc.....	Mar.....	8	Motion picture films.....	West Orange.....	2,788	5,347	280		8,415
The Celluloid Co.....	Mar.....	19	Celluloid goods .....	Newark .....	200		5,000		5,200
Rising Sun Brewing Co.....	Mar.....	27	Lager beer .....	Elizabeth .....	4,000	2,500	9,000		15,500
Collings Carriage Co., Inc.....	Mar.....	27	Auto bodies and carriages..	Camden .....	20,237	6,087	9,000	10,419	46,743
Bernstein Bros.....	April.....	1	Leather bags .....	Newark .....	3,000	500		1,000	5,000
Gatti-McQuade Co.....	April.....	2	Paper .....	Hoboken .....			3,000		3,000
Robt. Muller & Co.....	April.....	2	Silk .....	Paterson .....	9,980	20,793	7,000	10,563	44,336
Jos. Wolf .....	April.....	2	Silk .....	Paterson .....		6,000	3,000	4,300	13,300
Simon-Breen-Maginnis Co.....	April.....	2	Silk .....	Paterson .....		13,000	7,000	10,000	30,000
Meyer Scale & Hardware Co.....	April.....	3	Scales .....	Newark .....	1,500	8,400	800	1,000	11,700
World Shoe Co.....	April.....	5	Shoes .....	Jamesburg .....	1,750	1,200	1,000	1,800	5,750
Annes & Potter Fire Clay Co.....	April.....	6	Terra cotta .....	Woodbridge .....	17,000	13,000	1,000	300	31,300
Combination Rubber Mfg. Co.....	April.....	14	Mechanical rubber goods....	Bloomfield .....	2,178	578	1,960	2,008	6,724
John F. Boyle Co.....	April.....	21	Paper box board .....	Jersey City .....	227		136	764	1,127
Essex Leather Mfg. Co.....	April.....	22	Leather .....	Newark .....	2,200	575	3,600	800	7,175
Bowers Broom Co.....	April.....	28	Brooms .....	Washington .....	4,300	7,000	3,000		14,300
Tatler & Lawson Decorating Co.....	May.....	2	Decorating china .....	Trenton .....	300				300
Mechling Bros.....	May.....	3	Chemicals .....	Camden .....	25,000	10,000	5,000	5,000	45,000
Augusta Silk Co.....	May.....	4	Silk .....	Paterson .....				700	700
F. Kaempff Co.....	May.....	5	Dolls .....	Jersey City .....					5,000

Benj. Bogen .....	May.....	6	Clothing .....	Hoboken .....					4,000
Bayway Chemical Co.....	May.....	13	Chemicals .....	Elizabeth .....	295		164		459
Louis De Voto.....	May.....	13	Food products .....	W. Hoboken.....					2,500
George Stengel, Inc.....	May.....	14	Leather .....	Newark .....	22,000	15,000		199,000	236,000
Glassboro Fireworks Co.....	May.....	19	Fireworks .....	Glassboro .....	400	200	100	100	800
Chandler Oilcloth Co.....	May.....	25	Oilcloth .....	Yardville .....	15,000	12,055			27,437
Prest O-Lite Co.....	June.....	3	Gas tanks .....	Newark .....	50	1,000	1,500		2,550
John F. Boyle Co.....	June.....	9	Paper box board.....	Jersey City .....	1,000	200		11,857	19,286
Nixon Nitration Works.....	June.....	21	Nitrogen gun cotton.....	Metuchen .....	1,500	2,000			3,600
John Dedeo .....	June.....	22	Embroideries .....	W. New York.....					965
Pathe Freres .....	June.....	23	Motion picture films.....	Bound Brook.....	30	20	1,300	2,800	4,150
E. I. Du Pont de Nemours Powder Co. ....	June.....	26	Explosives .....	Wayne .....	2,000	8,000	325		10,325
Farr & Bailey Mfg. Co.....	July.....	4	Oilcloth and linoleum.....	Camden .....	1,457	670	4,232		6,359
Empire Leather Co.....	July.....	10	Leather .....	Newark .....	2,700	1,400	2,800	2,400	9,300
Levy & Charin.....	July.....	10	Wood turning .....	Newark .....	720		1,750		2,470
Roessler & Hasslacher Co.....	July.....	11	Chemicals .....	Perth Amboy.....	1,097	26	1,228		2,351
Lowres & Co.....	July.....	15	Optical goods .....	Newark .....		1,400	400	200	2,000
Newark Lithographing Co.....	July.....	16	Lithographing .....	Newark .....					7,800
New Jersey Wire Cloth Co.....	July.....	21	Wire cloth .....	Roebling .....	100				100
Howard Demountable Rim Co.....	Aug.....	4	Automobile rims .....	Trenton .....	15,000	2,000	3,000	2,000	22,000
John F. Boyle Co.....	Aug.....	4	Paper box board.....	Jersey City .....	100		9,200	2,128	11,428
Curtain Rod Mfg. Co.....	Aug.....	8	Curtain rods .....	Camden .....	2,684	533	4,000	5,024	12,241
Royle & Pilkington Co.....	Aug.....	12	Tapestry goods .....	Mount Holly.....	17,500	18,632	20,000	37,737	93,869
Central Stamping Co.....	Aug.....	15	Tin ware .....	Newark .....	450				450
The Lutz Co.....	Aug.....	17	Artists' tools .....	Guttenberg .....					480
Morehouse-Dalton Co.....	Aug.....	19	Silver plating .....	Newark .....					2,500
Sprattler & Mennell.....	Sept.....	2	Lager beer .....	Paterson .....	3,000	3,500			6,500
John Lucas & Co., Inc.....	Sept.....	18	Paints .....	Camden .....	30,000	30,000	25,000	50,000	135,000
Chas. Cooper & Co., Inc.....	Sept.....	23	Chemicals .....	Newark .....					
E. I. Du Pont de Nemours Powder Co. ....	Sept.....	29	Explosives .....	Haskell .....	500	2,000	1,000	1,500	5,000
					175		1,000		1,175
Totals.....					\$816,055	\$1,520,891	\$585,405	\$1,027,653	\$4,160,234

TABLE No. 11.

**Trade and Labor Unions Organized During the Twelve Months Ending  
September 30, 1915.**

The number of new trade and labor unions formed during the period covered by this record was eight, which is one more than was organized during the next preceding twelve months. The occupations in which the workmen concerned were employed are indicated in the official titles assumed by each organization, and their respective locations with date of formation are shown on table which follows.

OCCUPATIONS.	Where Union was Organized.	When Organized.
Brotherhood of American Silk Workers.....	Paterson .....	Dec. 12
Motion Picture Operators.....	Hoboken .....	Mar. 8
Structural Iron Workers' Union.....	Plainfield .....	May 15
Jersey City Municipal Workers.....	Jersey City .....	May 18
Textile Workers' Union.....	Trenton .....	Sept. 15
Moulders' Helpers and Crane Workers' Union.....	Elizabeth .....	Sept. 15
Freight Handlers' and Transfer Men's Union.....	Elizabeth .....	Sept. 15
American Federation of Railroad Workers.....	Jersey City .....	Sept. 15

Three of the unions named on the above table—the “Moulders’ Helpers & Crane Workers” of Elizabeth; the “Freight Handlers and Transfer Men’s Union,” also of Elizabeth, and the “American Federation of Railroad Workers,” of Jersey City, were called into existence during the progress of strikes in which their members were respectively engaged. The others were organized independent of any special incentive other than the desire to act together for the mutual interests of the membership.

The most important of these is the Brotherhood of American Silk Workers, which was incorporated at Paterson on December 12, 1914, as a national organization, to membership in which silk workers of the entire country should be eligible. The movement to establish such a union was the direct result of the distressing experiences which the silk trade of New Jersey had gone through in 1913, when practically the entire industry was paralyzed for six months by a strike brought on by a few irresponsible non-resident agitators, acting as the agents of an avowedly revolutionary organization which holds and endeavors to teach, when opportunity offers, that the conflict of interests claimed to exist between capital and labor, and between employer and employe,


are irreconcilable and irrepressible, and that all efforts such as the legitimate trade unions are making to teach a contrary doctrine are simply so many instances of treason to the cause of labor.

The outbreak of this great strike found the upwards of 25,000 wage earners who were rapidly drawn into it without any form of organization through which their sentiments regarding the condition of the industry and their attitude toward the strike into which they were unwillingly drawn could be made known, and the strange spectacle was presented of the mills of Paterson being closed and the army of workers employed in them turned out of doors by a few non-resident professional agitators who were not silk workers, nor, indeed, workers of any kind, and whose sole business was to create the greatest possible amount of friction and hatred between employer and employe, utterly regardless of the consequences to both of such propaganda.

The want of a union which would command the confidence of the silk workers and mill owners alike left the field open for the disturbers and accounted fully for their success in starting the strike and keeping the silk workers out of the mills long enough to sacrifice upwards of \$6,000,000 in wages.

A properly organized union of silk workers, directed by silk workers, in the interest of silk workers, would have saved the trade from the disastrous experience forced upon it in 1913, and the army of operatives employed in the industry at present look confidently to the new organization, which will have no affiliation with other unions, for protection against another such visitation in the future.

The new silk workers' union embraces all branches of the industry, including dyeing; strikes are emphatically condemned, and all matters in dispute are to be referred to a board of arbitration composed of ten operatives and five employers; in passing on any disputed matter, however, the voting power of both sides will be equal. The rules of the union provide both sick and death benefits for the members.



## Strikes and Lockouts in New Jersey During the Twelve Months Ending September 30, 1915.

---

This compilation of strikes, covering the twelve months ending September 30, 1915, shows the total number to have been 127, which exceeds by twelve the record of the next preceding year. The total number of wage earners involved was 26,786; the aggregate number of days lost from work was 288,309, or an average of 10.7 days for each wage earner concerned. The aggregate wage loss was \$598,989, or an average of \$22.40 for each participator in the strikes. Of the total number of strikes, 22 were successful, 43 were partly successful, and 62, having failed to accomplish any of the purposes for which they were undertaken, were absolute failures.

Two of these strikes, one at Bayonne, which involved a sufficiently large proportion of the workmen in the great oil refining plants of that city to bring the entire industry to a standstill for nearly two weeks, and the other at the Borough of Roosevelt, Middlesex County, which closed up the several plants of the American Agricultural Chemical Company at that place during a period of four weeks, are quite extensively reviewed in the pages that follow. In each of these strikes the protection of property and the suppression of actual outbreaks of violence required the interposition of county authorities, the forces at command of the municipalities themselves not being sufficient for that purpose. In each case also clashes occurred between strikers and the forces of law and order which resulted in several men being killed and a much larger number more or less seriously wounded. Both these strikes were undertaken to secure increases of wages, and in their results, having gained part of the amount demanded, they are included on the table among the number that were "partly successful," although in both cases many months of steady work with the increase which they had won will be required to make up for the wages lost in the struggle.

Many petty misunderstandings between employes and employers occurred during the year which involved no question of

principle, and were settled with but little trouble and practically no loss of working time or wages; these were not regarded as strikes and consequently are not included in this record.

The two principal strikes of the year—that of the oil workers at Bayonne and the fertilizer workers at Roosevelt, are taken out of their chronological order and placed in the front of this chapter. The others follow in regular order with such details regarding each of them as seemed necessary to an understanding of both causes and results.

---

#### **STRIKE OF THE STANDARD OIL COMPANY EMPLOYEES AT BAYONNE.**

On July 15th a strike, in many respects one of the most serious that has occurred in New Jersey in many years, began among a comparatively small group of employes of the Standard Oil Company's plant at Bayonne, known as still cleaners, who quit work early (2 A. M.) on the morning of Thursday, July 15th, because a request they had made for an increase of wages had been refused. These men were paid from \$17 to \$18 per week and worked in a temperature of 200 degrees of heat. The physical strain involved in working under such conditions is very distressing, particularly in summer time, and the men concerned reasoned that its extreme severity should be recognized by an increase of wages, the advance demanded being 15 per cent. The work being otherwise disagreeable and trying, the strikers appeared to believe that securing men to take their places, in case the management of the plant should decide on that course, would not be an easy matter. Men were engaged for that purpose, however, and their first appearance at the gates of the plant at Constable Hook, around which the entire body of strikers had gathered on the morning of the day following the walk-out, was the signal for an outbreak of mob violence that, with brief intervals of comparative quiet, lasted nearly three weeks and taxed all the resources of the municipal and county authorities to keep under control. There were occasions, in fact, when the forces at command of the civil authorities appeared to be unequal to the task, and it seemed probable that the military power of the State would have to be invoked for the protection of life and property.

The first outbreak occurred when an attempt was made by the police to clear away the crowd that had gathered at the gates as two van loads of strike breakers were entering the plant. The crowd attempted to follow, but was held in check by the police long enough to permit the gates being closed and fastened securely. Toward evening a number of strike breakers seen leaving the plant were hotly pursued by the strikers, but all but one of them escaped; this man took refuge in a barber shop, where he was surrounded by a number of strikers and beaten into insensibility. This outbreak was quickly suppressed by the police, and six of the number most con-

spicuous in the assault on the strike breaker were arrested, five charged with assault and battery and one with atrocious assault.

The strikers were practically all Hungarians and Poles, and few among them had a sufficient knowledge of the English language to fully understand what was said to them in the way of admonition or advice. This circumstance undoubtedly greatly increased the difficulties of the authorities in their efforts to restore order. Residents of the Hook section, where the works are located, were active in displaying sympathy for the strikers, and during the entire time the disturbance lasted it rarely happened that a crowd composed largely of women and children were not assembled as near the gates of the plant as the guards would permit. The presence of women and children in this and other crowds that gathered in the vicinity of the plant made impossible the employment of such vigorous measures for dispersing them as might otherwise have been used. The local police were under instructions to prevent rioting in any form, and the City Recorder took occasion to say while passing on the assault and battery cases growing out of the strike, that riotous disturbances would be sternly repressed, and persons brought before him charged with rioting, or inciting to riot, would, if proven guilty, be severely dealt with.

Following the riot at the gates of the plant there was a meeting of strikers and their sympathizers at a large local hall, at which fully 1,500 persons were present. The men arrested for rioting, who had been released on bail, received a very enthusiastic reception from the assembled crowd; the speakers used very strong language in denouncing their erstwhile employers, and a resolution was passed binding all to insist on the 15 per cent. increase in wages being granted as a condition precedent to their return to work. Plans were openly made at this meeting for extending the strike so as to completely tie up the works, if that should be possible. One of the consequences of the plan, if successful, would be to delay the loading of several vessels lying at the company's wharves with cargoes of oil destined for English and French ports. Meetings were held in every part of the city, and plans for bringing about an early and total cessation of work in the great plant were pushed with a degree of energy and intelligent application of means to the end in view seldom, if ever before, shown by men of their class in a strike. Paralyzing the operations of the plant seemed to be the real objective of the movement; wage increase and improvement in working conditions, the ostensible purposes of the strike, appeared to be relatively unimportant. So energetically was the strike propaganda pushed within, as well as without the plant, that on the morning of the 19th, two thousand employes of the barrel department quit work after demanding a 10 per cent. advance in wages. The time for striking selected by these men was shrewdly chosen, as the company was said to be under contract to deliver many hundred thousand barrels of oil, and large quantities of empty barrels, to both England and France. At all events there were six or seven British vessels at the Standard Oil Company's dock waiting to take on the loaded barrels, and other ships were expected within the next few days to take on the empty barrels. No more effective move could be made for stopping, for a time, the export of oil.

Numerous meetings were held at various points in the city, the most important and most largely attended being held in a hall in the Hook district near the works. In this place from 1,500 to 2,000 persons, strikers and their friends, were in the habit of gathering each day for the purpose of listening to addresses, mostly in the Hungarian or Polish languages, in which the Standard Oil Company was unqualifiedly condemned, and the efforts being made to close up the works were applauded as praiseworthy manifestations of civic virtue.

The sympathies of practically all residents of the Hook section seemed to be with the strikers, and this circumstance was seized upon and made the most of by those who were directing the movement on their behalf. Responsibility for the "starvation," alleged by speakers at these meetings to be impending over the workmen's homes, was charged against the Standard Oil Company, while the strikers who had, by the voluntary abandonment of employment and wages, made starvation of wives and children a possibility, were applauded as heroes.

Besides the employes of the barrel factory, between five and six hundred workmen from other departments joined the strikers on the morning of the 19th, the fourth day of the strike, and at the close of the day so many others had been induced to quit that only a few hundred employes in the pump house and about one hundred dock laborers remained in the entire plant.

The situation was now such, because of the growing boldness of the strikers, as to require the adoption of the most stringent measures by the city authorities for safeguarding the company's property, and protecting employes who still refused to abandon their places, while passing back and forth between the works and their homes. The first serious clash between the strikers and the police occurred when a number of the latter, under command of an inspector, endeavored to keep an open way for the men on their way to work. The inspector, with one officer, was standing just outside the gates of the employes' entrance when they were suddenly showered with bricks, stones and other missiles thrown by a large body of angry strikers who had rapidly closed in about them. The inspector was struck several times and received a serious cut across the forehead. The officers were thrown to the ground by the attack, and on recovering themselves fired their pistols over the heads of their assailants. A number of policemen stationed inside the plant came to their assistance and the crowd was forced back. During the rioting, three men, said to have been ring leaders in the attack on the police, were arrested and held to answer a charge of rioting and assaulting an officer.

Immediately following this display of a disposition toward violence on the part of the strikers, "strike lines" were established by the police at a distance of about one-third of a mile from the works, inside of which unauthorized persons were not permitted to go. The strikers, on their part, established a picket line just outside the forbidden police limits and a close watch was kept on everyone entering or leaving the plant.

Daily meetings of the strikers were held in the largest public hall in Bayonne, and plans were made for forming a permanent organization of

Standard Oil Company employes; meanwhile the two divisional groups—"still cleaners" and barrel makers, had agreed not to settle their differences with the company separately, and both bound themselves to stay out until satisfactory arrangements should be made with the company by each. Increasing boldness among the strikers and contempt for the restraint upon their actions, imposed by the police, seemed to follow the increase in numbers among the strikers, and day by day they were becoming more difficult to handle. Crowds congregated about the works from early morning until late at night, and the entire police force of the city was kept busy in keeping them from closing in upon the works, particularly when, in the early morning and at the close of the working day, employes of the company, some of them taken on to fill the places they had vacated a day or two before, were seen under police escort coming to or from the plant. This spectacle never failed to intensify the excitement of the thousands gathered at the most advantageous points for viewing it. The fact that these crowds were largely composed of women, the wives, sisters and daughters of the strikers, made the task of maintaining control over them more difficult than it would have been if they were not there.

#### The First Collision Resulting in Death.

These were the conditions in and about the strike area when, on the 21st of July, shortly after 8 o'clock in the morning, a number of men who had been engaged to work in the oil yards were being escorted to the entrance gates by the police. At the intersection of Twenty-second street and the road leading to the yards, the cortege was attacked by an angry mob that had gathered there and showered with bricks, stones, fragments of iron and other missiles, while a chorus of thousands of voices furiously denouncing the men seeking admission to the works as "scabs" and demanding that they be killed, rang out over the general tumult. The police force on duty at this and other nearby points, about forty in number, among them some mounted men, rallied to their defense, but after a short time found themselves unable to resist the determined onrush of the mob. One mounted policeman was knocked from his horse, and several of the men whom they were endeavoring to protect were disabled and rendered helpless for the time being by missiles or weapons thrown by, or in the hands of the strikers. Ambulances conveying the wounded strike breakers, with policemen seated by the drivers, were attacked by the mob on their way to the hospital, and reached there only after having run the gauntlet of the thousands of angry men and women armed with sticks and stones who crowded in upon them from all sides. Flying stones disabled six policemen, one of them an inspector, and the ambulances carrying the wounded strike breakers were perforated by large jagged rocks, and the already wounded men within them narrowly escaped further injury. The small group of policemen, finding the rioters hemming them in on all sides, drew their pistols and pointed them toward the crowd. It was while this was going on that a shot, claimed to have been fired by a policeman, struck John Sterancsak, 19 years old, a striker who was with the crowd confronting the policemen, and killed him

instantly. More shooting followed, and others were struck by bullets, bricks, stones and other missiles, among them several policemen.

The killing of the boy seemed to drive the mob mad, and it was only by the greatest exertions that the police, against whom for the time being their fury was directed, at last succeeded in disentangling themselves from the crowd. The uninjured ones among the strike breakers had fled toward the oil yard gates, closely followed by about two thousand of the strikers.

About thirty guards employed by the oil company, armed only with clubs, came out of the yard where they were stationed for the purpose of assisting the police in protecting the strike breakers, but the overwhelming numbers of the mob compelled a hasty return of the guards to the yard. The pursued strike breakers, however, succeeded in gaining an entrance with them, and the mob was held in check at the gates and finally turned back by the determined attitude of two policemen armed with revolvers.

The Mayor of Bayonne and the Commissioner of Public Safety called on the Sheriff of Hudson county for two hundred deputies, and at 12 o'clock noon the first detachment having arrived in the city, the men were sent at once to the scene of disturbance to aid the local police.

On the afternoon of the same day the office of the Tide Water Oil Company, situated also at Bayonne and not far from the Standard plant, was set on fire supposedly by strike sympathizers. This indication of danger from another quarter greatly increased the anxiety of the city authorities and also widened the field over which the small force just then available for the suppression of disorder had to be distributed. During the course of the day three hundred employes of the Vacuum Oil Company and five hundred of the Tide Water Company's men quit work, assigning as their reason for doing so, that they were afraid to pass through the Constable Hook section on the way to and from work, because of the rioting which had been going on since the commencement of the strike. Up to noon of this day, seven men, all said to be strikers, were treated at the Bayonne Hospital for bullet wounds; these were all foreigners, and their ages ranged from 20 to 27 years. To avoid further trouble, the Vacuum Oil Company announced that its plant would be shut down until further notice. Later in the day this action was reconsidered, and arrangements were made by the company for having its employes cross over to Staten Island, and be transferred from there direct to the plants in boats owned by the company. The first trial of this plan proved so satisfactory that it was adopted by the other concerns and continued until the roads leading to the oil works could be traversed by the workmen in safety.

#### **The Second Collision Resulting in Death.**

About 11.30 in the morning of the 22nd, a mob of about three hundred strikers attacked the gate at the northern end of the Tide Water Company's plant, bombarding it with stones, heaps of which had been stored nearby for that purpose, and also throwing wads of oil-soaked burning waste over the walls where lumber used in the barrel factory was stored. Fires started in this way spread to the factory building, and every possible effort of the

employes and firemen within the plant were required to keep it under control and prevent its reaching the storage tanks. An attempt of the mob to gain entrance to the works by a concerted rush was determinedly resisted by the armed guards stationed within the inclosure, and in the conflict which followed two strikers—Gieresko Warsyke, aged 25 years, and Nicolo Schworske, aged 19 years, were shot and instantly killed, and three others seriously wounded. Somewhat earlier in the morning a mob of about 200 strikers entered the yards of the Standard Oil Company by scaling the walls before the armed guards, who had been patrolling a distant part of the works, became aware of their presence. The guards warned the men to leave the place, but instead of doing so, they responded with a volley of heavy stones and some pistol shots, under cover of which they made a furious charge, before which the watchmen slowly retired. The guards, after having fired over the heads of the strikers several times in hopes of frightening them off, finally turned their rifles directly on them, and three men fell to the ground wounded. The crowd, carrying the wounded men along with them, retreated toward the wall, over which they had entered the yard, and were not further molested by the guards. The wounded men were with difficulty lifted over the high wall and hurried to the Bayonne Hospital in a vehicle which was impressed for that purpose.

The Sheriff, accompanied by a man who was acting in the capacity of the strikers' arbitration committee, although not an employe of either of the oil companies, arrived in the strike zone while the struggle between the guards and the mob at the Standard Company's plant was going on. Both made their way with difficulty to the scene of strife at the northern gate, where the Sheriff attempted to address the strikers, but his efforts produced no effect, and those of the strike leader with him proving equally futile, both retired, leaving the struggle between the opposing forces raging as fiercely as before their attempted intervention in the interest of peace. A violent thunder storm, accompanied by a heavy downpour of rain, which came on a little later, quickly scattered the belligerent mob, and the firemen were given an opportunity to attack the flames, which were making rapid headway in the barrel shop and endangering the oil in the storage tanks. As a measure of precaution, the oil company officials had the oil ordinarily stored in the tanks nearest the streets and roads leading to the works, and therefore the most exposed to the danger of incendiary attack, transferred to the tanks nearest the shore line on the Kills.

A condition of utter lawlessness pervaded, for the time being, the entire district in the vicinity of the works and the roads leading to them. Fires, believed to be of incendiary origin, broke out in the Standard and Tide Water plants, and the united efforts of the employes who remained on duty and the Bayonne Fire Department were required to prevent the extension of the flames over the entire area covered by the works. Anticipating the possibility of such a thing, the ships in course of loading with cargoes of oil were withdrawn from the docks and anchored in midstream. Outside of the lines about the works established and guarded by the police, the crowds were at times so threatening that many store keepers closed their places, and some

residents shut up their homes, taking their families elsewhere with the intention of remaining away until order was re-established and normal conditions restored.

Following the attack by mobs on the Standard and the Tide Water Company's plants on the sixth day of the strike, the vice president and general manager, respectively, of these corporations, addressed a message to the Sheriff of the county, stating that the situation at their works was so serious and threatening that aid in sufficient force to establish efficient control over the mobs surging around them day and night must be sent to them at once, the present force of policemen, deputies and watchmen being wholly unable to cope with the situation. At the time these messages were sent, fires were still burning in various parts of both plants, and the utmost vigilance on the part of the guards was required to keep them under control and prevent the starting of new ones. The streets and roads leading from the railroad station to the works were practically closed to vehicular traffic by obstructions in the form of logs, telegraph poles, water pipes and other bulky incumbrances placed there, supposedly by strikers and other reckless persons, apparently with no purpose in view but to extend and intensify the prevailing disorder.

The forces available at this time for the preservation of order and the protection of life and property consisted of the Bayonne police, regular and special, numbering about one hundred; sheriffs' deputies, about three hundred, and about three hundred special guards employed by the oil companies, all of whom were held inside the inclosures surrounding the works for the purpose of defending them against assault. None of these men were employed against the strikers outside of the company property at any time during the progress of the strike. The number of actual strikers at this time was approximately six hundred, but as the condition of disorder throughout the district had brought about a general suspension of work, about three thousand, six hundred men, almost the entire working forces of the companies occupying the Constable Hook oil district were idle, and whether in sympathy with the strikers or not, contributed largely toward swelling the crowds on the streets, with which the authorities had to deal.

The city officials of Bayonne, with the Sheriff of the county, joined in an urgent request, addressed to the Federal Department of Labor at Washington, D. C., for the immediate appointment of an arbitrator or mediator to attempt a settlement of the differences between the strikers and the oil companies. On the same day the Civic Association of Bayonne, through its president, addressed a telegraphic message to the Governor at Sea Girt, expressing the belief that conditions then existing in the city were sufficiently serious to warrant calling out the militia and placing the entire district under martial law. A similar message to the Governor had been forwarded the evening before by the Bayonne Chamber of Commerce. To both of these, the Governor's reply was, in effect, that the civil power of the county must be exerted to the fullest possible extent and proven incapable of dealing with the situation before control of it should be transferred to the military. The assistance of uniformed policemen from other towns in Hudson county was requested by the local authorities, and enough men were secured from them to bring the uniformed force confronting the strikers up to about one hundred.

The terror diffused throughout the oil works district by the lawless conduct of the mobs, was such that only the strikers, their friends and supporters on the one side, and the regular and special officers who were endeavoring to suppress lawlessness on the other, were to be seen on the streets. The armed guards within the stockades were there for the protection of the plants, and none of them were permitted to pass outside the gates. The available police force was divided into two bodies, one for night and the other for day duty, and both were kept busy during their respective tours of duty, dispersing too demonstrative crowds, and suppressing small outbreaks in time to prevent their growing into riots.

The request for mediation by the Federal Department of Labor was promptly responded to, and two gentlemen—John A. Moffitt, of New Jersey, and James A. Smythe, of Pennsylvania, were appointed by the department to act in that capacity. On Friday, the 23rd, the conciliators arrived on the scene, and escorted by the Commissioner of Public Safety of Bayonne and the Sheriff of Hudson county, proceeded to Constable Hook for the purpose of looking over the situation there. After their preliminary survey of the section which was the principal scene of the disturbance, the Federal mediators arranged to meet the City Commissioners at the City Hall at 3 o'clock in the afternoon. The general manager of the Standard Oil Company, and the local manager of the Bayonne plant agreed to be present at the meeting to receive proposals made by the City Commissioners, who were to act for the strikers. Owing, in part to the presence of the Federal conciliators, but more perhaps to the fact that the Sheriff's force of deputies had been increased and all saloons ordered closed by the city authorities while the strike continued, there was a noticeable decrease of disorder on this, the eighth day after the first contingent of strikers had quit work. It was the previous day's occurrences that caused the closing of saloons and stoppage of all traffic in intoxicating drink throughout the city. Among these was a serious fire, supposedly of incendiary origin, which destroyed \$75,000 worth of property at the Standard Oil plant. The firemen of the company being unable to make headway against the flames, the manager of the works asked the aid of the city fire department. The firemen, while on the way to the scene of conflagration, found the street leading directly to the works obstructed by cast iron pipes taken from beside the curb, where a trench had been dug for the installation of a new gas main, and other barricading material. A squad of policemen came to the assistance of the firemen, and the crowd responsible for placing the obstructions across the street were obliged to remove them quickly, which enabled the firemen to reach the scene of the blaze. The flames had spread to the Lehigh Valley Railroad tracks in the meantime, and seven cars loaded with coal were destroyed. Five tank cars of oil were caught in the flames and consumed, as was also a car filled with empty barrels which was standing on a siding near the blazing tank cars. The Mayor of the city and the Commissioner of Public Safety were at police headquarters all night directing the activities of the police. It was at this time, while the entire city was under the glare of the fire, that the municipal officials joined in a request to the Governor that the troops be called out.

The Governor was represented at the scene of disturbance by the Adjutant General of the State, who kept him advised as to developments as they occurred. On the strength of these reports the conclusion was reached that a military force should be held in readiness for action, but that existing circumstances did not justify their being called out at that time.

A committee representing the strikers called upon the local manager of the Standard plant at his office within the works, and laid before him a series of demands agreed to at a meeting of the workmen, the principal, and in fact, the only really definite one of which, called for an increase of 15 per cent. in the wages of all employes. Other demands were made for "improved working conditions," and the disciplining of some sub-foremen who had habitually used harsh and insulting language when addressing them before the strike. The General Manager's reply to these demands was that the wage advance could only be granted by the general officers of the corporation, and promised to place the matter before them at once, if meantime, the men would agree to return to work and await the settlement of all matters in dispute by arbitration. This offer was submitted by the committee to a meeting of strikers, at which nearly 1,500 persons were present, and almost unanimously rejected.

This meeting was presided over by a Jersey City lawyer, who drew up the demands of the striking still cleaners. The meeting was attended by the Sheriff and Prosecutor of the county, both of whom had been indefatigable in their efforts to restore order. The president of the meeting stated in the course of his address that the men suffered much verbal abuse and ill treatment from certain sub-foremen, who had themselves risen from the ranks, and that to gratify personal grudges, these foremen frequently kept men in the hot stills, with the temperature often over 250 degrees Fahrenheit, until they were at the point of exhaustion before permitting them to leave. The strikers had no complaint to make against the "big bosses," meaning thereby, the manager, superintendent, and heads of the various departments of the works. Those responsible for such harsh treatment as they had been forced to endure, were men of their own race and class, who, as sub-foremen, occupied positions slightly above the general level, but with authority which was often exercised more for the oppression of the men under them, than for the welfare of their common employers.

This meeting was addressed by the Sheriff, who made an earnest appeal to strikers and their sympathizers for the restoration and preservation of order and the avoidance of overt acts or illegal demonstrations of any kind that might require forcible suppression, and consequent bloodshed.

The Sheriff warned his auditors against being influenced by outside agitators, who, without permanent interests of any kind in the community, are always prepared to make a safe exit when the disorder, which it is almost always their aim to create, has reached a point which threatens danger to themselves.

An offer to submit all questions in dispute to arbitration, the workmen to return to their places in the meantime, which was submitted by the Standard Company's officials, was voted down by the meeting, and a committee of

four was appointed to confer with these officers on behalf of the strikers, with a view to ascertaining the maximum of concessions which the company would be willing to make toward bringing the struggle to a close. This committee was promptly taken from the meeting room to the Standard plant in automobiles, and there entered into a discussion of the points at issue, with the company's representatives.

The I. W. W. leader who about this time began to take an active part in the strike, was Frank Tannenbaum, who a couple of years before achieved notoriety by leading crowds of unemployed men through the streets of New York City and invading churches which they insisted on their right to use for lodging or any other purpose. Tannenbaum was arrested, tried and convicted for his share in these outrages and sentenced to the Penitentiary on Blackwell's Island for one year, and was released only a short time before making his appearance at Bayonne. Tannenbaum's effort to assume the position of leader was regarded rather coldly by the strikers. Questioned by the Sheriff as to his motives, Tannenbaum stated that he came to Bayonne in response to a telephone call, and that it was his purpose to help the oil workers to organize a union and win the strike. Later, while waiting for the committee appointed to visit the Standard Oil officials, to return and report, the Sheriff and Prosecutor of Hudson county, both of whom were present in the hall, made addresses urging the men to return to work and arbitrate all matters in dispute afterward. Both Tannenbaum and another self constituted leader, who was also an outsider, spoke against this on the ground that once back at work, the demands of the workmen would be ignored and nothing would have been gained from the sacrifices already made.

The committee's report was to the effect that no discussion of grievances would be entered upon by the company until all the men had returned to work and that another meeting had been arranged for next morning, to hear what the men had decided to do. The chairman of the committee reported further that the company had agreed to take on no new men and that the places of the strikers were awaiting them if they desired to return. They also reported that the company officials had decided, in the event of their not returning, the plant would be closed up for an indefinite time. Without one dissenting voice, the meeting decided to continue the strike.

On learning this decision, the Sheriff, who was present during the entire discussion, made a forceful and dignified address, in which he warned the men against the use of unlawful means for gaining their ends. Public sympathy, he said, was essential to their success, and this would surely be forfeited if an illegal act of any kind was committed by them. Property and individual rights must be respected and any attempt at violation of either would be resisted with all the authority and force at his command. The chairman of the meeting translated into Polish the substance of what the Sheriff had said, and in addition urged them to pay no attention to what outside agitators from New York or elsewhere said. After several other addresses in the languages of the men present, the meeting was closed, and the men scattered to swell the crowds gathered at various points between the oil plants and the Central Railroad tracks. On the way from the hall in which the meeting had been held, the Sheriff and Prosecutor succeeded in rescuing several guards of the Tidewater Oil Company, who had sought refuge in the house of a fire

engine near the property of that corporation. The Sheriff, with the aid of a fairly numerous squad of policemen, succeeded in placing the guards in a powerful auto-patrol wagon loaned by the Deputy Director of Public Safety of Jersey City, and driving them to a place of safety outside the disturbed district. In its passage through the streets, the auto-patrol wagon was pursued by a mob from its starting point, and showered with stones and bricks by crowds as it was driven past at top speed. Numerous small encounters between strikers and suspected strikebreakers took place during the day, and practically every one not known to the crowd was so regarded, particularly if seen walking in the direction of the oil works and carrying a bundle. Such meetings almost invariably resulted in the unrecognized stranger being severely beaten. A man, John H. Olson, a resident of Brooklyn, N. Y., said to have been one of the guards engaged by the oil companies, was seized by a number of strikers while passing through a crowd on Twenty-second street; a revolver and special police shield were found in his possession; the cry went up from all sides to "kill him," and the crowd, rushing in, beat him into a condition of insensibility. The man was rescued from the frenzied mob by the police, two squads of whom arrived upon the scene at the same time. This force was obliged to fight its way through the dense crowd massed about the victim of its fury, and placing him in the center of a hollow square which they formed of themselves, held the mob off with drawn revolvers until the patrol wagon and the police reserves had arrived. At the Bayonne Hospital to which he was taken, the man's prospects of recovery were regarded as very slight.

At about the same time, repeated efforts on the part of a small group of strikers to set fire to lumber piles in the northwest end of the Tide Water plant by casting wads of burning oil-soaked cotton waste over the concrete wall surrounding the place, drew the gun fire of the guards from within, which resulted in the wounding of several persons; the would be incendiaries were not among the number. Several bullets crashed through the windows of stores and other business places near the works, behind which the strikers were shielding themselves, and, as opportunity offered, replying with revolver shots to the rifle fire of the guards. During the struggle a bomb was thrown over the wall by some strikers, but it failed to explode. Several of these men were arrested and held for the grand jury on the charge of rioting.

Guards were being advertised for and employed in New York City for duty at the oil plants. These men were promised \$3.00 per day with board, and as fast as enrolled were taken on steam tugs to the oil plants at Constable Hook. During the night of Friday, the 23d, after a day of strenuous efforts on the part of the forces of law and order for the suppression of numerous outbreaks of rioting, a number of rifles, with sword bayonets, were seized in one of the meeting halls of the strikers; these, it was said, had been gathered from various sources since the beginning of the strike and the number was being added to from day to day in anticipation of a contest with the armed guards of the companies.

Saturday, the 24th, the Federal mediators, Mr. Moffitt and Mr. Smythe, were in Bayonne all day looking over the situation and holding conferences with the city officials and representatives of the oil companies and the

strikers, without however making any perceptible progress toward a final settlement of the troubles that had kept the city of Bayonne in a condition of turmoil for nearly two weeks. The seizure of their rifles had intensified the anger of the strikers and open threats were made of retaliation by an attack on the City Hall and other public buildings, and rumors were current that a number of the strikers acquainted with the making of bombs had gone to New York City for the purpose of purchasing dynamite with which to make a supply of them. The Sheriff made another appeal to the municipalities of Hudson county for uniformed policemen to aid him in re-establishing order at Bayonne, and his appeal, which was earnestly seconded by the Governor, brought a number of men from Union Hill. With the slightly augmented force of police at his disposal, and his own deputies posted at the various points of danger, the Sheriff was constantly on the move endeavoring to personally visit all parts of the district affected in any way by the strike. The day passed in comparative quiet; the nearest to an outbreak was an attempt by a body of about one thousand strikers to stop the march of a column of the Sheriff's deputies as they were passing under the Central Railroad bridge at Twenty-second street. The strikers took these men for armed guards employed by the oil company, although the deputies had cards on the front of their hats with the inscription "Sheriff's aid for the protection of life and property." Some stones were thrown and several of the deputies were struck, but the Sheriff ordered his men to proceed on their way and pay no attention to the attack while he himself faced the mob alone and held them inactive until the last of the deputies had passed under the bridge on their way to the oil plants. The crowd then began to close in on the Sheriff, and a squad of police arriving on motor cycles were ordered to help the regular policemen in driving them back. While the police were advancing and the crowd falling back slowly, a shot in the air by one of the officers was followed by a more hurried retreat of the mob, but a shower of stones and several bullets from strikers' revolvers answered the shot fired by the policeman. The crowd was finally pushed back to a distance which left the street open from the railroad station to the works. At this juncture the pastor of St. Mary's Catholic Church and two Polish priests arrived on the scene and joined their efforts to those of the police in moving the crowd further back. The pastor addressed the crowd, urging them to return to their homes and go back to work pending a settlement of the matters at issue between themselves and their employers. The priest expressed himself as earnestly desirous of helping them if only they would allow him to do so, and offered, in company with the other priests, to see the company officials with a view to bringing about a settlement, if they, the strikers, would agree to the plan, but the chairman of the strikers' committee, who as before stated was neither an employe of the oil company, a resident of Hudson county, nor a citizen of the United States, refused the clergymen's proffered aid, saying that it could be accepted only by a full meeting of all the strikers. The pastor thereupon replied that the law must be respected and order restored, after which he walked away.

A woman, the wife of a striker, addressed the crowd after the departure of the priests, stating that herself and family were suffering for want of food

because her husband's wages, \$1.75 per day, were not sufficient to provide properly for the family, while at the present time, she claimed, the company was paying its armed guards and strike breakers from \$8 to \$10 per day.

The crowd was greatly excited by this harangue, and for several days thereafter, or almost until the end of the strike, women in large numbers were present in every gathering urging the men to continue the struggle until success was attained. Many of the strikers' families had begun to suffer for want of food, as the dealers refused them credit. Subscriptions were opened for their relief. Two wealthy sociologists from New York visited the strikers' headquarters and turned over to the relief fund \$200, which they had collected among their friends. On the morning of the 24th a committee of the strikers, headed by the chairman of their strike committee, called at the City Hall for a conference with the Mayor and the Commissioner of Public Safety. They stated that admittance to the works had been refused them and they had therefore determined to ask the Mayor to become their mediator in dealing with the company. The Mayor agreed to act in that capacity, and promised to make certain also that their demands should be placed before the company's head officials. The committee stated that one or two days' wages were due to each of the strikers and as access to the works singly or in small bodies had been denied them, the men had made arrangements to go down to the offices of the plant in a body for the purpose of collecting the money. This plan was earnestly opposed by the Sheriff, who was present at the meeting, fearing, as he did, that carrying it out would result in a clash with the armed guards at the works, which could hardly fail to result in bloodshed. The Sheriff urged the committee to use all its influence to prevent this march to the plant, and to persuade the men to allow the wages due to stand until the strike was over and work resumed by them all, promising that meanwhile, money would be provided for families in actual distress. The committee left the City Hall after having placed their demands before the Mayor. These were in effect that wages throughout the plant should be increased 15 per cent.; that certain sub-foremen, whom they named, should be discharged; that 54 hours should constitute a week's work, and that all overtime should count as time and half, excepting Sundays and holidays, for which double time should be paid.

On the 25th, Sunday, the Sheriff arrested the General Superintendent of the Tide Water Oil Company, with thirty-two special guards, on a charge of inciting to riot. The guards were parading inside the wall surrounding the plant, armed with rifles and in full view of the strikers. These guards, it was charged, had been firing in the direction of the houses near the plant and several windows had been broken by bullets. The superintendent was released in \$1,000 bail, and August 1st set for his hearing. The guards, nearly all of whom came from outside the State, were taken to the Hudson county jail, in Jersey City, and held under \$500 bail.

An offer of service by the Federal mediators to bring about a settlement of the strike was courteously rejected by the Standard Oil Company, as was also a proposition by the Adjutant General of the State, endorsed by

the Governor, that all matters in dispute between the company and its employes be referred for final settlement to a committee of five, two to be selected by the company, two by the men, and the fifth by these four. There was some rioting in the Hook section of the city late Saturday afternoon when the refusal of the oil company officials to arbitrate became known, but no serious clashes with the authorities occurred. Probably one-third of the Standard Company's men were paid the balance of wages due them on Saturday evening. The men were brought to the regular pay windows of the yard in groups of twenty-five, and departed quietly after receiving their money. It was understood that, conditions permitting, the rest of the Standard employes would be paid off on Monday.

On Saturday, the 24th, the Governor renewed his plea to the Jersey City Commissioners to aid Bayonne by sending policemen to assist the municipal and county authorities in preserving order during the strike. A meeting of the Commission, held on Saturday evening, to consider the Governor's request, reached no decision and was adjourned until Sunday morning when it was again taken up. One of the Commissioners pleaded for favorable action on the Governor's appeal for help for Bayonne, saying in part as follows:

"A sister municipality is in trouble and has called upon us for help. It would be an everlasting disgrace if our city refused the help asked; we are told that if we will send some of our trained Jersey City policemen to Bayonne, they will be able to control the strike situation and avoid the necessity for calling out the militia, which might lead to bloodshed. It is our duty to do as the Governor requests and send our police to the aid of Bayonne, or at least to give our policemen permission to volunteer their services. Every little municipality in the county is sending help and Jersey City, the largest municipality and the only one with a trained police force, is denying the request of afflicted Bayonne for assistance."

No action was taken on the request of the Governor at this meeting, and on Monday a strike of the Eagle Oil Works, a plant of the Standard Oil Company at Caven Point, Jersey City, brought about a situation which seemed, for the time being, at least, to require the undivided attention of the entire police force near home. An account of this strike will be given further on.

The strikers' proposals for settling the strike, submitted to and rejected by the company a few days before, were presented again on the 26th, with some modifications suggested by the Federal conciliators, Messrs. Moffitt and Smythe. The full text of the strikers' proposals and the Standard Company's reply to them is given below:

#### STANDARD OIL COMPANY OF NEW JERSEY.

Gentlemen:—Your employes hereby submit the following terms, which, if acceded to, they will immediately return to work:

No. 1.—That the Standard Oil Company give 15 per cent. increase in wages throughout the works of their plant in Bayonne. Should this not be granted by the company, the same be submitted to arbitration; the arbi-

tration board to consist of two representatives of the Standard Oil Company and two representing the employes. Should the arbitrators disagree, the four so chosen shall, without delay, select a fifth arbitrator. Should the arbitrators be unable to agree on a fifth member within three days, the Governor of the State shall be requested to appoint the same. Should said Board of Arbitration grant an increase of wages to the employes the wages shall begin from the time the matter is submitted to arbitration. This and any other question that may be submitted to arbitration now and in the future shall be settled in ten days.

No. 2.—For the men working by the day or hour the work shall consist of fifty hours, as follows: Nine hours a day and five hours on Saturday.

No. 3.—That the men shall receive time and a half for overtime uniformly throughout the plant for all time over the nine hours per day, Saturday afternoons, Sunday and legal holidays.

No. 4.—That the Standard Oil Company agrees not to discharge any of their employes because of their activities in the strike.

Should these wishes be granted we assure the company, on behalf of all its employes, of their loyalty and earnest co-operation.

Respectfully submitted—Committee:

ANTON DWORZANSKI, *Secretary.*

JEREMIAN J. BALY,  
JAN BAVAN,  
SIGMUND LIPINSKI,  
ALBERT J. TZELICZY,  
ALEXANDER TROZDZIEUSKI.

The reply of the Standard Oil officials follows:

Memoranda.

July 24, 1915.

Mr. S. B. Hunt to Mr. George B. Hennessy:

You say to Messrs. Moffitt and Smythe, Commissioners of Conciliation of the Department of Labor, that we appreciate their kind offer of mediation and will furnish them with all the information regarding the situation that they may desire.

We regret, however, that the situation is such that we cannot avail ourselves at this time of their kind offer. Our position is that order and peace in the community must first be restored, and when this is accomplished we are willing to take back all of our former employes and fairly to consider any reasonable demand made by them in any way that will permit of such consideration.

The company has only the kindest feeling for its employes and hopes that they will return to work.

STANDARD OIL COMPANY OF NEW JERSEY.

By G. B. HENNESSY, *Superintendent.*

Mr. Hennessy supplemented this statement by declaring:

"I will say to you, however, that, provided the men go back to work at once, I shall personally recommend that something be done, and feel fully satisfied that my recommendation will receive fair and favorable consideration from the company in not more than ten days from the day the men return to work."

The afternoon of Monday, the 26th, witnessed several occurrences which tended to hasten the end of the strike. Chief among these was the arrest by the Sheriff of Jeremiah J. Baly, the self-constituted leader of the strikers, and Frank Tannenbaum, the I. W. W. agitator, who came to Bayonne from New York the second day of the strike, and had since then, in accordance with the policy of the organization to which he belongs, sought to intensify, rather than to allay, the anger of the oil workers against their employers and to prolong and extend the strike, rather than bring it, in their interest, to the earliest possible close. Baly was on the ground from the start of the strike and representing himself as a fellow employe of the Standard Company assumed the chairmanship of the strike committee, which position he held until his arrest. As chairman he controlled the only organized body having authority to represent the strikers, and undoubtedly used the influence of his position in a covert way to prejudice the men, in whose interest he pretended to be acting, against every plan proposed or suggested for bringing the struggle to an end.

The exposure and arrest of Baly came about in this way: The Standard Company officials announced their intention to resume on Monday morning the payment of wages due its men, and to continue doing so until all were paid off. The Sheriff assumed charge of all arrangements, and arranged to personally conduct the workmen to the plant in squads of one hundred to receive their pay. The Sheriff, who had become suspicious of Baly, insisted on his accompanying him; arrived at the works, Baly was directed by the Sheriff to go to the paymaster for the money supposed to be due him. The man held back and promised to do so later. The Superintendent of the plant, who was with the paymaster, informed the Sheriff that Baly did not and never had worked for the Standard Oil Company. Baly still insisted that he was an employe, and the foremen of the various departments were lined up before him so he might identify the one under whom he worked. Being unable to do this, the man confessed the impostures he had practiced on the men, the Standard Company and the authorities. He was thereupon arrested on a charge of inciting to riot and taken to police headquarters. Tannenbaum was arrested shortly after and held on a similar charge. At police headquarters Baly made a statement, as follows, in the presence of two witnesses:

"My name is Jeremiah J. Baly. I am 22 years old, and was born in Austria, Zageo Shore, Bohemia. I have been employed until the present strike by the Singer Sewing Machine Co. of Elizabeth, N. J., and reside on William street, that city. I falsely and maliciously represented myself to the strikers, the public authorities, and the Standard Oil Company as an employe of that concern. I heartily regret the part I played in the present situation."

After the arrest of Baly, the other members of the strike committee held a conference and talked over the situation with a Jersey City lawyer who had acted as the legal adviser of the men from the beginning of the strike. The Sheriff was admitted to the meeting and took advantage of the occasion to urge the acceptance of the proposition of the company that the men return to work on the Superintendent's assurance that all their demands would be

considered carefully and in a friendly spirit by the company within a few days after the general resumption of work. In reply the committee invited the Sheriff to attend a general meeting at the strikers' headquarters to be held that afternoon and there explain the matter to the gathering, which was expected to be very large. Acting on this suggestion, the Sheriff, accompanied by the committee, attended the meeting, and in an address to the strikers, which was repeated by interpreters, as few among the strikers understood the English language, repeated the assurance of fair treatment which awaited the men if they would only end the wasteful struggle and return to work. To show that he was not speaking without authority, the Sheriff laid before the meeting the following letter addressed to him by the Superintendent of the works:

"This is your authority for saying to the strikers, that you have been in conference with me to-day and that I gave you my positive assurance, in which you assured me you have perfect confidence, that just as soon as the men on strike return to work, just that soon will I recommend to my people an increase in their wages, which I know will receive prompt and favorable consideration."

G. N. HENNESSY, General Supt.

The Sheriff pleaded earnestly for the acceptance of the offer and was supported in his stand by the members of the strike committee and the legal adviser of the strikers, but the men voted it down. The Sheriff then left the meeting and returned to Jersey City. In the evening he returned to Bayonne and addressed a meeting of English speaking strikers in the Recorder's Court Room after clearing the place of all but Standard Oil Company employes. The Sheriff picked out about a dozen men at random and asked them if they would be willing to return to work at once if assured of a little more money and each replied that he would. The Sheriff then asked those willing to return to work under the conditions named in Superintendent Hennessy's letter to raise their right hands, and all did so. There was no dissenting vote. The Sheriff again read the letter of Superintendent Hennessy, laying particular emphasis on the company's promise of "fair and favorable consideration" of all complaints submitted by the men after the resumption of work. In reply to an inquiry by one of the men as to how they could get to the works in the event of their deciding to return, the Sheriff promised to be on hand at 6.15 in the morning at Twenty-second street to escort them to the plant. Other gatherings of strikers in various parts of the district were addressed by the Sheriff, and although there was some opposition, a decided majority seemed to be in favor of acting on his advice to return to work and depend on the company's promise to treat them fairly. The mayor and other Bayonne City officials also worked tirelessly among the strikers for the restoration of peace, and the hitherto leaders, Baly and Tennenbaum, being no longer among them to urge a contrary course, an understanding was reached during the night that each individual workman might follow his own inclination with regard to continuing the strike or returning to work. The fear entertained by many of the men that they were to be "blacklisted" because of having been active in the strike was allayed, in part at least, by a statement made on the morning of the 28th, by James A.

Smythe, one of the Federal conciliators, in which he said that he had just received assurance from the Standard Oil Company officials that all the promises made on its behalf by the Sheriff would be carried out in letter and spirit, and furthermore that "such of the men who appear to have fears that after they return to work excuses will be found to discharge them within a few weeks need have no such fears. I will say that just as long as the men do their work properly, they can work for the company indefinitely."

On the morning of the 28th, about 1,500 of the Standard Company's men returned to the plant at Constable Hook by way of Twenty-second street, which was guarded from the railroad bridge to the plant by a force of several hundred armed deputy sheriffs and uniformed policemen, stationed on both sides of the street about twenty-five feet apart, all under command of the Sheriff, who caused it to be made known that any interference with the returning workmen, or anything in the nature of hostile demonstration against them would be sternly suppressed. This was in effect the end of the strike. The fact that the returning workmen met with no display of unfriendliness or disapproval of their action in abandoning the strike encouraged those who still held off to return, which they did in such numbers that at the close of the day between 3,000 and 3,500 of them had registered themselves at the Standard and the Tide Water plants as ready to resume work, and practically all the remainder applied for reinstatement and were given their old places next day.

On the morning of the 28th, the Sheriff arrested all the armed guards found within the enclosure of both oil plants, on a charge of inciting to riot, and six saloon keepers who had disregarded the order to close their places and keep them closed during the continuance of the strike were also taken into custody by the Sheriff's orders. The guards, ninety in number, were taken to the county jail at Jersey City, where the others arrested on the same charge in the early days of the strike were confined. In all there were at this time 130 of these company guards under arrest, and the Sheriff's announced purpose in holding them was to ascertain which, if any of the party were concerned in the shootings which resulted in the killing and wounding of so many of the strikers.

On the 29th, one of the strikers wounded on the 16th, the second day of the strike, died of his injuries in the Bayonne City Hospital. This man, John Surgen, 45 years old, was shot in the stomach while with a crowd of strikers who were attacking the north wall of the Tide Water plant. During this attack two other strikers were killed. The death of Surgen makes the fourth fatality of the strike riots.

The strike proper ended on this day (July 29th) when the local managers of both the Standard and the Tide Water plants announced that all their men had resumed work, and that in strict fulfillment of the promise made before their return the Board of Directors of the oil companies had already taken up the question of wage increase and the amelioration of working conditions where such action appeared feasible and necessary.

The conditions at the Standard plant which led to the strike are described in a statement furnished by an intelligent English speaking employe who had been several years in the works. According to this authority, the

still cleaners, who were the first to strike, have to enter a still in a temperature ranging from 135 to 200 degrees. Iron soled boots and gas masks have to be worn, the former to protect the feet and the latter as a precaution against suffocation. Their wages were \$2.75 and \$3.00 per day, and these rates, the men had been somehow led to believe, were to be reduced 10 per cent., but no official notice to that effect had been given to them. Conditions were also bad in the barrel factory because of the heat, although the building itself is a fine modern concrete structure with glass roof, but the skylights were never opened and the ventilation was, therefore, very bad. The supply of ice for drinking water was very small and seldom lasted longer than until noon of each day, after which the drinking water was warm. The workmen in this department followed the stillmen on strike. Their wages, day workers and piece workers, range from \$1.65 to \$2.25 per day; the larger amounts are earned by the piece workers.

"The people employed throughout the works are mostly foreigners. They are not usually inclined to strike, as the loss of even one day's wages is a serious matter to them."

It will be noted that in the statement of terms under which the men were willing to return to work (pages 223-224), no complaint was entered against these conditions, the reason probably being that while they are sufficiently trying to cause real dissatisfaction among the employes of these departments, the demands submitted to the company were drawn up by men who knew them to be unavoidable and therefore not proper subjects for discussion.

During the progress of the strike emissaries of the I. W. W. and others not identified with the industry were at work endeavoring to influence employes of the Bayway and the Eagle plants of the Standard Company, situated respectively at Linden, Union county, and Cavan's Point, Hudson county, to join in the strike on the ground of sympathy with the Bayonne men. The Linden workmen steadily refused to do so, but three hundred employes of the Cavan's Point plant quit work at noon of the 26th, giving as the reason for their action the refusal of the Standard Oil Company officials to come to terms with the Bayonne men. Plans were to be developed for a union of employes of all the company's plants in New Jersey so as to insure joint action for the enforcement of all present and future demands. During the day an additional two hundred men were induced by threats to join the strikers, but fully 1,000 remained at work. A majority of the employes at this plant are Polish, but there is quite a large sprinkling of Americans of Irish and German descent, none of whom joined the strikers. The plant is within the corporate limits of Jersey City, and it was the fear that the strike spirit might break loose there at any time that caused the authorities to hesitate about sending any part of their uniformed force for service at Bayonne.

The conduct of the strikers from the beginning was disorderly and defiant, and in the defence of the works and the workers during the brief continuance of the strike, the police had to contend against mobs armed with sticks, stones, and other missiles which they showed no hesitation in using freely. Pistol shots were fired by strikers on several occasions when the police were endeavoring to disperse crowds which had assembled near the gates of the

works, and several of the rioters, when arrested, were found to be armed with revolvers.

The police protection was efficient in every respect. The works were guarded by a number sufficient to defeat any attempt at invasion by the mob, and to keep possible assailants at a safe distance from the plant. Both the city authorities and the company officials had evidently been expecting an outbreak and were fully prepared to meet it. Nothing definite could be learned from the men regarding their reasons for striking. Some of them claimed it was a protest on their part against the obstinacy of the Standard Company officials in refusing concessions to the Bayonne workmen, while others held that the strike was to secure the wage increase of 15 per cent., and a fifty hour week, which they appeared to believe had been conceded to these same Bayonne men.

During the first and second days of the strike there were several clashes between mobs and policemen and a number of arrests were made, but no one was seriously injured.

On Wednesday, the 28th, after having been two days idle, about 100 of the 500 men on strike returned to work unconditionally. The others were addressed during the afternoon of that day by one of the city Commissioners, who assured them, on the guarantee of the Standard Company officials, that men of the Cavan Point plant would be given the same working hours and wages as those at the Bayonne works when these should be decided upon, and urged the immediate return to their places of all who were still out.

Acting on this advice, the entire body of strikers, about 400 in number, applied for reinstatement the next morning, thus bringing the Cavan Point part of the great strike to a very abrupt close.

At Bayonne the collapse of the strike was followed by court proceedings against the armed guards of the oil companies, who had been arrested for firing on the strikers. These were held in abeyance for a few days awaiting the full recovery of the Sheriff, who was ill as a result of the severe strain to which he had been subjected during the progress of the strike.

The final and complete suppression of disorder, and restoration of normal conditions throughout the district which was the scene of the strike, without the intervention of the military power, vindicated the judgment of the Governor in steadily refusing to call out the National Guard, although many times importuned to do so, until the civil authorities had first exhausted every resource at their command for the preservation of order and failed. The Governor's position throughout the strike was that only a temporary enlargement of the ordinary police force was necessary for maintaining order, and also that the majority of men who enlisted in the National Guard did so from patriotic motives, and with the thought that they were preparing themselves for the national defence, without the expectation of being called upon for service every time a strike occurred. The National Guard should be called upon for the suppression of disorder only as a last resort, when civil government has utterly broken down.

On August 6th, one week after the reopening of the Standard Oil plant at Bayonne, two men, ex-strikers, were arrested while at work, and

held on a charge of assault which caused the death of Thomas Kearney, a steamfitter employed in the Standard works, who, while on his way home from the plant on the evening of July 20th, was attacked by a crowd of strikers because of his refusal to join them. Kearney was struck on the head by a brick and suffered a fracture of the skull, from which he died on July 31st, making the fifth fatality growing out of the strike.

Baly and Tannenbaum, the I. W. W. agents, who until their arrest, on the 28th, had maintained themselves in positions of considerable authority among the strikers, were both discharged from custody by the Sheriff on the day work was resumed at the oil plant.

After the resumption of work throughout the oil plant, the men who had served upon the "strike committee" issued a statement in defence of the course adopted in calling the strike and explaining the attitude of the men toward the issues involved in the struggle. This "last word" from those most vitally concerned in the struggle, which had for upwards of two weeks drawn the attention of a large part of the country to Bayonne, is given below as a fitting conclusion to the story of the strike.

"Our counsel, Paul C. Supinski, has previously stated the causes of the strike. We wish to supplement his statement by saying that our object in the matter was to better our lot. The cost of living is steadily on the increase, whereas our wages were decreased considerably within the last two years. We all thought that we were justified in asking for more. We have attempted at negotiations, but failed. The strike was our only recourse. That this sentiment prevailed among us all, the best proof will be found in the fact that, although unorganized, the workmen unanimously went out on strike and intended to stay out until the company granted their demands.

"We were all desirous to settle this matter in a peaceful manner, but unfortunately there was unnecessary provocation on the part of the hired guards, which, contrary to our advice, was resented by some of the younger element of the strikers.

"However, the strike is over. The company has kept its promise to increase our wages. And judging by appearances, we think the company is willing to treat us better, which, if continued, will gain for it our good will, loyalty and co-operation. We are capable of appreciation and gratitude, which, if felt toward our employers, will inevitably result to the benefit of the company.

"We also hereby desire to express our thanks to the Governor of New Jersey for the friendly attitude which he assumed in our struggle. We believe that sending the militia would have surely resulted in further bloodshed, would have embittered the strikers against the company and would have undoubtedly deferred a settlement for a considerable time.

"We hope that this will help people to see our side of the matter, and, thanking them for their sympathy toward us, we remain,

Respectfully,

ANTHONY DWORZANSKI.

*Secretary.*

ALEXANDER DROZDRIEWSKI,

*President.*

The confidence expressed by the foregoing statement that "the company is willing to treat us better," seems to have been fully warranted from the

fact that almost immediately after the abandonment of the strike and the return of the men to their old places, a general increase of wages was authorized by the directors of the company, and on September 3rd, the Board ordered an eight-hour work day for all its employes in New Jersey without reduction of pay. The Tide Water and the Vacuum Oil Companies also adopted the eight-hour work day with wage increases ranging from 5 to 15 per cent. All three corporations arranged to have the eight-hour day go into operation at their respective works on September 15th. The number of wage earners in New Jersey to be benefited by this measure was, at the time of its adoption, 6,365, of whom 4,533, 1,582 and 250 were employed by the Standard Company, the Tide Water Company and the Vacuum Company, respectively.

The number of Standard Oil Company employes who voluntarily took part in the strike was only 565, of whom 505 were from the Bayonne works and 60 from the company's plant at Cavan Point, Jersey City. The number of men forced into idleness in consequence of their inability to safely travel to and from their places of employment was 5,496, of whom 4,541 were employed by the Standard Company at Bayonne and at Cavan Point; 776 were employed by the Tide Water Company, and 197 by the Vacuum Company, both of Bayonne. The working time lost by the Standard Company's Bayonne men averaged  $6\frac{3}{4}$  days each, and the wage loss was \$62,595; the working time lost by the Standard Company's Cavan Point men was 2 1-3 days, and their wage loss was \$2,124. The 776 employes of the Tide Water Company were idle 2 1-3 days each, and lost \$8,400 in wages. Of the nearly 300 employes of the Vacuum Company, 197 were, as stated above, forced by the circumstances attending the strike to cease working, and remained idle about six working days, at a wage loss of \$2,326.38.

The number of persons involved in the strike, active and passive, was 6,079; the aggregate number of days these men were idle was 38,583, and the aggregate wage loss suffered by these men was \$75,583, or an average of \$12.43 for each of them. The strike cost the city of Bayonne approximately \$10,000, and the county of Hudson not far from \$23,000. Five men were killed during the comparatively brief course of the strike. Four of these lost their lives in clashes between mobs and the forces, regular and special, engaged in the suppression of disorder. The fifth victim was assaulted by a mob while returning to his home from work and died of his injuries in the Bayonne Hospital several days later.

In his charge to the Grand Jury of Hudson county—September term, the presiding Justice instructed the jurors to thoroughly investigate the circumstances under which these men met their deaths, and should the facts in either of the cases warrant such a course, to bring in indictments for murder against those shown to have been responsible for them. At the time of this writing (September 30th) the Grand Jury had not made its report.

### STRIKE AT THE WORKS OF THE AMERICAN AGRICULTURAL CHEMICAL COMPANY.

On January 4th, 1915, a strike occurred in two plants of the American Agricultural Chemical Company at Roosevelt, Middlesex county, which during its progress from start to finish developed all the worst features that at times accompany such movements. The men concerned in the strike were for the most part common laborers of the non-English speaking nationalities, practically all of them only a short time in the country, and knowing little of its language, laws or customs. Generally speaking, the work on which they were employed is so disagreeable and physically trying, that only men in extreme need and qualified for only the commonest kind of unskilled manual labor are found willing to take it up. The supply of laborers so situated is abundant at all times, particularly in or near the large centers of population, and wages in such occupations are therefore correspondingly low. Illiteracy is by no means the rule among these men, although many are, doubtless, in that sad condition, but not a few of them are well, and even highly educated, but ignorance of the English language and the consequent lack of power of expression reduced them, for the time being at least, to the level of their countrymen who are less gifted, and as eager to accept employment in which physical endurance counts for much more than mental development.

With few exceptions these men have families or dependent relatives to provide for or assist, either here or in the countries from whence they came, and the contrast, plainly visible to them at all times between the pinched circumstances of their lives and the comparatively comfortable living which the wages of average American workmen are equal to providing for their families, quite naturally inclines them to believe that their employers take advantage of their helplessness by paying less than a fair wage for their labor, a belief that seems not far from correct in many instances. Men so situated and holding such views of the relations between themselves and their employers, are generally ready to revolt openly whenever an opportunity presents itself for doing so with a prospect of success, and when the break does come, the struggle on their part is quite likely to be characterized by outbreaks of angry resentment originating in long continued brooding over wrongs, real or imaginary, which has left them predisposed to regard employers generally as their natural and irreconcilable enemies.

These sentiments of hostility are encouraged and intensified whenever opportunity offers by the agitators of an extremely radical, if not revolutionary organization known as the Industrial Workers of the World, which appears to have specialized the incitement of discontent among foreign born laborers. Its emissaries are quickly on the scene at the first indication of an impending industrial struggle, urging first an immediate strike and after it is started, a leisurely formulation of demands that as a rule are calculated to prolong the struggle and intensify the hostility of one side to the other, rather than bring it to an early close on moderate terms. Although at no time so conspicuously active in directing the strike as it has been in others of recent dates, there are reasons for believing that the law defying attitude assumed

by the Roosevelt strikers, at times, was largely influenced by the counsels of the I. W. W.

### The Strike.

Although the strike started in January, the cause of it dates back to October 1st, 1914, when the wages of the laborers of two plants of the American Agricultural Chemical Company at Roosevelt, Middlesex county, were reduced from \$2.00 to \$1.60 per day. The reason given for this reduction was that unfavorable conditions in the south, where most of the company's product is sold, greatly reduced the demand, and that under the circumstances the company was obliged to choose between closing up the works for a time or continuing to work on reduced wages. The latter course was decided upon, it was claimed by the managers of the corporation, solely because it would be far less distressing to the workmen than the only other alternative would be. The two plants involved in the strike were the Williams & Clark and the Liebig, both subsidiary concerns of the American Agricultural Chemical Company. Eight hundred persons were employed in these plants, 400 of whom quit work on the morning of January 4th; during the course of the day about 100 more were induced to quit and join forces with the strikers.

The strike was a complete surprise to the managers of the works, as no signs indicating such a purpose were observed in the conduct of the men, and no demand was made for the restoration of the old wage schedule until three days after the cessation of work. It was said, however, that soon after the wage reduction in October, some kind of organization had been formed by the laborers, the ultimate purpose of which was to force both a restoration of the old wage scale, and a reduction of working time to nine hours per day. In fact, both of these concessions were embodied in the demands submitted to the company later on.

Rioting by the strikers broke out on the afternoon of the first day, and the police force of the borough was kept busy moving from point to point in the vicinity of the works where threatening crowds gathered. The homes of workmen situated on the company's grounds who had refused to join in the strike were raided and showered with stones; one striker fired a shot at the Chief of Police, and when captured after a long chase was found to have a revolver and cartridges in his possession.

On January 5th, about 300 laborers of the Armour Fertilizer Company's plant, also situated at Roosevelt, joined the strikers, bringing the total number of men on strike up to about 800. During the course of the day the Sheriff of Middlesex county with some deputies came to the scene of the strike on the request of the borough authorities, and was called upon several times to disperse large crowds that had gathered at the gates of the Liebig works with the apparent intention of raiding the place. The number on strike was increased to about 1,000 by noon of the second day. Both of the Agricultural Chemical plants closed down. A committee of the strikers held a conference with the Chemical Company managers and placed before them the demands of the men. These called for a nine hour work day, \$2.00 per day, time and one-half for overtime, and half pay while unable to work on account of sick-

ness. The essential part of the reply of the Chemical Company's representatives to these demands was as follows:

"After giving the request of your committee careful consideration and at the same time giving due consideration to the industrial conditions affecting the fertilizer industry, the officials of these works believe that the business will not afford any higher wages than has been paid during the past three months (\$1.60 per day), nor can expenses be otherwise increased.

"Furthermore, when the fact is taken into consideration that other industries employing common unskilled labor are paying only thirteen or fourteen cents an hour, and also that large numbers of unemployed men have offered to work for us for fourteen or fifteen cents an hour, while our lowest rate is sixteen cents an hour, we are justified in believing that the wages paid to our men are fair."

As an evidence of the unfavorable business conditions prevailing in the fertilizer industry, the company officials cited the case of one of the largest concerns engaged in it having failed to pay any dividends to its owners for the year 1914.

The reply closed with an invitation to the company's employes who wished to return, to so advise their foremen or time keeper and they will receive due notice when the works are to be started up again. Their old places are promised to them at the rates that were being paid when they quit. Men who desired to return were assured that the Mayor of the borough would see to it that full protection should be extended to them in the works, on the streets and in their homes. This address to the strikers through the medium of their conference committee was endorsed by the Liebig and the Williams & Clark Companies. It produced no effect whatever as apparently the strikers remained firm in the determination to stand by all their demands. A number of employes of the Consumers Chemical plant joined the strikers in the course of the day. These men abandoned work without making any kind of demand on their employers or registering a complaint of any kind with them regarding their wages, working hours or other conditions of employment. They appeared to have been simply carried away by the strike fever, and owners of other factories in the vicinity became nervously apprehensive of their workmen becoming affected in the same way if the strikes were not settled soon.

Private guards or watchmen were employed by the company for the protection of property from possible attack by the strikers and were quartered within the works. To legalize the official status of these men, the Sheriff of the county appointed them as special deputies.

On the 7th, a petition very much resembling a remonstrance on their uncompromising attitude toward their workmen, was addressed to the fertilizing companies, endorsed by practically every public official, business man and property owner in the Borough of Roosevelt. This document, after reciting the interest taken by all residents of the borough in furthering measures tending to the prosperity of industries situated within its borders, even to the extent of overlooking in the case of the fertilizer works the very serious discomfort caused by the odors therefrom, in the expectation that time and the progress of these industries would develop means of relief. Particular stress was laid in the petition on the alleged fact that the peace of the

borough was very frequently threatened or disturbed through the frequency with which disputes have arisen, for the most part on petty grounds, between the fertilizer companies and their employes. The petition closed with an earnest appeal for the immediate settlement of all differences and the resumption of work, so that the stigma of having the factories and streets of the borough under surveillance of armed guards who are strangers in the place and who act under orders of the employers of the strikers, without reference to the local authorities. The petition closed with a demand for an immediate settlement of the strike and the resumption of work in all the disturbed plants.

On January 12th, the employes of the Consumers Chemical Company who had joined the movement a few days before in sympathy with the main body of strikers, returned to work and no attempt was made by the others to prevent their doing so. The Consumers Company, it was understood, had agreed to restore the \$2.00 a day wage scale. Three hundred and fifty of the strikers signed the roll of a newly formed union which it was hoped by its founders would be extended to the employes of other plants of the fertilizer companies situated elsewhere. A committee of fifteen members of the newly formed union, which was affiliated with the American Federation of Labor, was formed to take charge of the strike and raise funds to assist the families of indigent members. The first official act of the committee was a reaffirmation of the purpose of the workmen to remain out until the former wage rate of \$2.00 a day shall be restored. Both the Williams & Clark and the Leibig Companies replied to the committee's declaration by posting notices to the effect that the former would close its plant indefinitely, and the latter would be operated by new help unless the workmen appeared on the morning of January 14th, ready to work at the present scale of wages (\$1.60 per day). None of the men returned to either plant on the date set by the ultimatum of the companies, but instead the strikers held a meeting at which they voted unanimously to hold out for every concession included in their original demands, and made arrangements for a system of strict picketing of the approaches to the Leibig works with a view to turning away strikebreakers or others approaching that plant with the intention of going to work therein. The Williams & Clark Company thereupon announced that for the present no attempt would be made to operate their works.

On the morning of the 17th, a number of strikebreakers, estimated at 200, were brought to the gates of the Leibig works on a train of the Central Railroad of New Jersey. These men were greeted with showers of stones thrown by a crowd of strikers who had come together outside the gates. Some revolver shots were fired by the strikers, who were prevented from following the laborers and driven back from the inclosure by the special guards. One of the strikers—Nicholas Fanell, who was seen to fire several shots from a revolver at the crowd of strikebreakers, was arrested by the Chief of Police of the borough, who, at the time, was endeavoring to restore order. As a result of the attack on the new men and the anger displayed by the strikers, the force of special deputies on guard at the Leibig plant was largely reinforced during the afternoon of the same day. These men were apparently armed with clubs only, and until

the following day, when guns were used with such deadly effect in dispersing a crowd of strikers that gathered around a train which they believed was bringing strike breakers to the Williams & Clark works, no one seemed apprehensive of their having such weapons. At eight o'clock, on January 19th, a number of strikers boarded a train on the Sound Shore Railroad, where it stopped just outside of the Williams & Clark plant, and started through the cars in search of strike-breakers. While thus engaged, a crowd of excited strikers, estimated at not less than three hundred, gathered about the train shouting denunciation of the company officials, some of whom were in one of the cars. The special deputies quartered in the works charged through the open gate on the excited crowd of strikers, and fired a volley into them from rifles, shotguns and revolvers with which they were armed. The first volley was followed by a second and third before the panic stricken and terrified mobs of laborers were driven from the train backward into a swamp. It was said that not less than two hundred shots from guns and revolvers of various kinds and calibres were fired point blank at the mob by the deputies. It seems that many of these must have been long range rifles, as several houses in distant parts of the borough were struck by bullets. After the flight of the strikers, it was found that one man, Michael Backy, had been shot six times. He died in the ambulance while being conveyed to the Elizabeth General Hospital; one man, Santo Cessitore, twenty-eight years old, received three shots through his body, one of which pierced his left breast just above the heart, and was brought to the hospital in a dying condition (died the next day); two, Anton Conchanto, fifty-two years old, one bullet in the body, another in the neck, and John Sobetsky, twenty-eight years old, four bullets in body. These men were taken to the hospital, where their condition was regarded as very serious. These men were in the hospital for several weeks, but recovered finally.

The less seriously injured were: John Muscka, shot in right leg; Frank Cuggish, shot in right leg; Cora Zanos, shot twice in chest; Zurd Zoseph, shot through left thigh; Stanislaw Helba, three bullet wounds; Paul Rabider, shot in right leg and hand; Steven Toth, shot in both legs; Charles Robb, shot twice in body; Hande Gandos, shot in right thigh; George Bodnar, shot in left hand. It was believed that many others received minor wounds during the fusilade that were not reported.

It was claimed that the conduct of the strikers had become defiant and reckless; that since the beginning of the strike, trains stopping at the borough station were habitually boarded by them and such passengers as they suspected of being strikebreakers on their way to the fertilizer plants were compelled to leave the cars and not permitted to go further, and that to guard against the passing of a train without stopping, railroad sleepers and ties were laid across the track. Such, it was asserted by some of the officials of the company, had been the experience of the train, the arrival of which at the Williams and Clark plant had occasioned the disastrous clash between the special deputies and the strikers. This was denied by some and affirmed by others, according to the trend of their sympathies. There is no doubt as to the train having been stopped and searched for strike-

breakers, and that a promise was exacted from the crew that the train would not stop at the Williams and Clark plant before it was allowed to proceed.

There was a great deal of indignation among residents of the borough over what was very generally regarded as a totally unwarranted act of violence committed upon a body of defenseless men, whose offences, if any had been committed, were certainly not of such magnitude as would justify inflicting the death penalty. Such legal standing as the guards concerned in the shooting possessed was derived from appointments as special deputies by the Sheriff of Middlesex county. The Prosecutor of Middlesex county was early at the scene of the shooting and began an investigation of the struggle, with a view to fixing responsibility for what had been done. The laborers' union, backed by many citizens, demanded the immediate arrest of all deputies and their trial as speedily as possible, on a charge of murder. After the Coroner's inquest had been held and the public funeral of the riot victims was over, twenty-eight of the deputies were arrested on blanket warrants charging them with murder as the result of the shooting which caused two deaths, and the serious wounding of fourteen other alien strikers; these men were taken to the County Jail at New Brunswick and held without bail. A few days previous to their arrest on the murder charge, twenty-two of these twenty-eight men were arrested on a charge of manslaughter, and discharged under \$2,000 bail each.

From the beginning of the strike until the final settlement, which brought about its close, the I. W. W. organization was represented at Roosevelt by some of its most notorious agents, preaching its familiar doctrine of "blood for blood." But the influence over the strikers of their own newly formed union, backed by the authority and local prestige of the American Federation of Labor, practically nullified all such efforts, and no further rioting occurred. The efforts of the strikers and their sympathizers were limited thereafter to such measures as were necessary to assuring the punishment of the deputies under arrest and the speedy expulsion of those who were still on guard in the fertilizer works. With a view to advancing the latter policy, committees of union men in Roosevelt, New Brunswick and Elizabeth visited provision dealers in these places and urged them to refuse to sell food intended for consumption by the strike-breakers, or the deputies who were still quartered within the fertilizer works. At the instance of the strikers, Federal and State authorities were invited, and even urged to make a searching investigation of all the circumstances leading up to and attending the strike, and into the "detective" agencies who supply so-called "guards" for plants in which there are strikes, together with the classes of men who habitually become such guards, many claiming that they are of the "gunmen" cult that have become so infamous in New York during recent years. This theory was, however, disproved by the fact that an official of the New York Bureau of Identification had visited the deputies in the County Jail and failed to identify any of them as having a criminal record in New York City.

Seventy men employed in the Bowker Fertilizer Works at Bayway, which adjoins Roosevelt, quit work on the 26th, in sympathy with the

strikers. These laborers, mostly Polish, work under practically the same conditions as the Roosevelt men. Their pay and working hours were identical, as were also all other circumstances of their work. The fertilizer companies were employing new men as fast as they could be gotten, but were nevertheless making comparatively slight progress toward filling the places of all the strikers, for the reason that the number of desertions each day were not far from equalizing the number of newly employed. Meetings for the consideration of matters growing out of the strike were held in the borough and other nearby places every day, which prevented a decline of public interest in the struggle and increased the desire to find some means of guarding against such occurrences as have made this strike a memorable one.

At one of these meetings the President of the State Federation of Labor, who was also a member of the House of Assembly of New Jersey, stated that he had prepared a bill for immediate submission to the legislature, which provided that all sheriff's deputies must, after its passage, be bona fide residents of the county in which they are drawn to serve, and must also be men of good moral character. Under the terms of the bill, it will be unlawful for corporations in New Jersey to employ professional strikebreakers for the purpose of guarding property or suppressing a strike.

The Prosecutor's office started an investigation for the purpose of disclosing the real identity of the special deputies or guards then lodged in jail, as many of them, it was asserted, were "gunmen" recruited from New York gangs. A superior officer of the New York Police Bureau of Identification was sent for, but nothing verifying these suspicions was found. It was found, however, that not a man among the deputies resided in Middlesex county, but that all had been taken from Newark, Jersey City and New York. The Counsel for the State Federation of Labor, after making several days' investigation at the scene of the strike and the circumstances attending the shooting, announced his intention of taking steps to prosecute the head of the detective agency that supplied the deputies, as an accessory to the killing and wounding of the striking workmen. A meeting of the Executive Committee of the Federation, called to authorize the prosecution, also passed resolutions strongly condemning the formation of a State Constabulary as a remedy for labor difficulties.

The first break in the ranks of the strikers occurred on February 1st, when the 100 employes of the Armour Fertilizing Works, at Roosevelt, who had quit work about three weeks before, returned to their places. These men had been receiving the same wages (\$1.60 a day) as the workmen of the American Agricultural Chemical Company, and, like them, demanded \$2 per day. This the company officials agreed to pay, and all resumed work on the above date.

Immediately after the shooting of the strikers the so-called deputies were, without exception, deprived of their firearms and those of them still retained in the various plants were known as "watchmen." A meeting attended by practically all the strikers was held on January 29th in a hall at Roosevelt, at which an organization of the fertilizer workmen was formed under the

auspices of the American Federation of Labor. At the same gathering a proposal authorized by officials of the fertilizer plants was submitted to the men to the effect that all should return to work at a daily wage of \$1.80, which rate would continue until July 1st when if no longer satisfactory the question of a further increase should be submitted for arbitration to a committee so composed as to insure equal representation to both sides. This plan was explained to the strikers in their several languages, Italian, Hungarian and Polish, as few among them could understand English, and unanimously rejected. On February 9th, however, the companies again offered the same compromise rate, \$1.80 a day, with a promise that there would be no discrimination against them on account of the strike or their connection with the newly formed union. Public officials interested in the men's welfare who were present at the meeting urged the acceptance of the offer and advised all to return to work. In restating its offer of an increase of 20 cents a day in wages, the company officials, warned the strikers that it must be agreed to now or not at all as it would not be presented again, and in case of rejection, permanent help would at once be engaged to take their places. Without ratifying the agreement by a formal vote the great body of strikers went back quietly to their places the following morning, and within two days thereafter all the strikers who had not found employment elsewhere were back at work.

On the same day a resolution was adopted by the House of Assembly at Trenton, providing for the appointment of a committee of members of the House to investigate fully every phase of the strike, particularly the attack on the strikers by the deputies which resulted in the death of two men and the wounding of many more. The committee was instructed to report their findings as speedily as possible.

During the progress of the strike, which began with the walkout at the American Agricultural Chemical Company's two plants on January 4th, and ended with the return of the same workmen on February 11th, there were about 800 men involved in the struggle; of these 65 employed in the Bowker Company's works, at Elizabeth, entered the strike on January 26th because of sympathy with the Roosevelt men, and returned to work on February 2d after having been idle five working days. All the others were employed at Roosevelt and a large majority of them were idle five weeks or thirty working days. The strike was, as before stated, settled by a compromise. The men demanded an increase of forty cents a day in their wages and succeeded in gaining twenty cents. The wage loss reported by the American Agricultural Chemical Company was \$21,500, and that by the Bowker Fertilizer Company, \$500, making a grand total of \$22,000.

On February 6th, a special session of the Middlesex county grand jury was held in the Court House at New Brunswick, to consider the circumstances attending the shootings at Roosevelt which resulted in the death of two men and the wounding of fourteen others, and to fix responsibility therefor. The result of their deliberations was the return of nineteen indictments against each of the twenty-seven guards then held in jail. There were two blanket indictments for murder, and nineteen blanket indictments for atrocious assault and battery covering all the prisoners. The presentment of

the grand jury exonerated the Sheriff of all responsibility for the disorders growing out of the strike, declaring that "it was unanimously agreed that the Sheriff had acted throughout the strike in a rational and legal manner and had performed his duty in an efficient and legal manner." The charge of the presiding Justice has such an important bearing on the question of the measures that may be legally adopted for the suppression of disorder and the protection of property during periods of industrial disturbance, that its incorporation in this record of the strike seems eminently desirable. The charge was in part as follows:

"I have been informed a body of men had quit work, a right every man has; but if because of dissatisfaction they so act as to break the law, they become personally responsible for any damage done. There was no way of compelling them to return to work; they could not be forced against their will to do so. If they gathered on the streets in a riotous and tumultuous manner, terrorizing the citizens, there was a violation of law punishable by proper proceedings.

"The next step was the appointment by the Sheriff of what he calls deputies who were sworn in as deputies. These men fired pistols or shotguns into the crowd so as to kill two. If they did that without any justification their indictment then should be for murder, and you should let the trial jury determine the grade of the crime.

"But as they claim to be acting as deputies it is prudent and wise to instruct you as to their status. The Sheriff has no expressed authority under the statutes of this State to appoint a deputy except the general deputy, usually called the under-Sheriff, who takes oath and gives a bond. A person so appointed is authorized to act for the Sheriff. There is nothing in the statute law authorizing the appointment of any special deputies, so that we have to refer to the common law.

"Under the common law the Sheriff can appoint special deputies to serve witness papers, to execute warrants, or do any special act which the Sheriff under the law can deputize an individual to do. He is not a public officer—merely the Sheriff's agent. As far as I can see there is no authority under the law existing in New Jersey where the Sheriff can appoint special deputies who are not residents of the county or State.

"Not only is this to be deprecated, but it is against public policy. The Sheriff has no more power to go to New York and get deputies and swear them in than I or you have.

"The law provides a way for the Sheriff to preserve peace. A deputy has no standing as an officer; nor is he entitled to immunity as such. The Sheriff may call upon every able-bodied citizen of the county above the age of fifteen to come to his assistance for the enforcement of the law, and if these men accused as part of the body of the county lawfully assisted the Sheriff it makes no difference whether they were appointed or sworn in as deputies. That is a useless proceeding. People who refuse upon the call of the Sheriff to aid make themselves liable to fine and imprisonment.

"Our statutes preserve a method of proceeding in case of riot. It is the duty of the Sheriff to suppress a riot. The Sheriff should make a proclamation, or what is known in common parlance as 'reading the riot act.' If he does this, and the persons unlawfully assembled fail to disperse within the hour they become law-breakers. He has power to immediately arrest them and call upon the body of the county to assist. If they resist arrest and persons are killed, the persons involved in the killing are absolutely discharged from any crime under the statutes.

"It is plain what the Sheriff is to do. He is not to appoint deputies. If there are insufficient citizens to enforce the law, the Sheriff can come from Roosevelt to New Brunswick and say: 'I want you to assist in the enforcement of the law.' If that is done, the riot will not last very long. It appears

in the newspapers and I have been told by persons besides, that the Mayor of the borough is in sympathy with the strikers and has encouraged unlawful assemblages of these people.

"Under the borough act, the Mayor has the same power as the Sheriff, and if he does not observe his duty and undertake to have the crowds dispersed he has violated his duty as an official, and ought to be indicted.

"I charge emphatically that if the Mayor incites an unlawful assemblage or the Mayor refuses to do what any reasonable man ought to do, he ought to be indicted. It makes no difference whether he is Mayor or Governor. No man is above the law in this State. Such people cannot be reached unless the grand jury acts and you ought to have the courage to present an indictment."

The grand jury in the course of its presentment took the ground that the ancient and antiquated resort to the "posse comitatus" cannot be applied to present conditions for the suppression of disorder attendant upon strikes, declaring that "this body of grand jurors do earnestly recommend the installation of a State constabulary force, and petition the legislators of this State to familiarize themselves with the splendid record of success of the constabulary of the State of Pennsylvania, and carefully and conscientiously consider any measure put before them to create such a body, and that copies of this recommendation be sent to our present legislature and to the Governor of the State.

The presiding Supreme Court Justice before whom the indicted guards were to be tried granted a motion by their counsel which was agreed to by the Attorney General, that their cases should be heard by a foreign jury. A motion by the county Prosecutor to sever the indictments of ten of the prisoners so they could be tried together in batches of ten was also granted. The jurors were ordered drawn from Mercer county, and May 24th was fixed upon for the trial.

The trial opened on the appointed date and the case went to the jury on the 29th. The jury after seventeen hours deliberation rendered a verdict of "manslaughter" in the cases of nine of the deputies; one of the accused men was ordered acquitted by the court as no evidence had been adduced against him. The maximum penalty for the crime, of which the men were convicted is ten years, and on June 7th the court sentenced them to from two to ten years in the State's prison. Notice was given of an intention to carry the case up to the Court of Errors and Appeals, and pending a decision by that tribunal, the convicted men, with the fifteen accused deputies who had not yet been tried, were admitted to bail and released after having been confined in the county jail about four months. Bail for the nine convicted men was fixed at \$2,500, and for the others \$500, which was furnished by a surety company.

#### **Assembly Investigation of the Strike.**

The Assembly Committee appointed to investigate the strike, under a resolution adopted by the Assembly on February 2d, met in the Borough Hall of Roosevelt on February 18th. Serving as members of the committee were Assemblymen Runyon, of Union; West, of Gloucester; Wolverton, of Camden; Pilgrim, of Essex, and Quinn, of Middlesex.

The meeting was attended by a number of former employes of the Agricultural Chemical Company, labor organization workers, officials of the plants concerned in the strike, and officials of the county and borough. Of

the many witnesses under subpoena, only two were examined at this session of the committee. The first of these was Joseph Tylkoff, an organizer of the American Federation of Labor, who, testifying to living conditions among the laborers when they went on strike, stated that at a conference which he claimed to have had with an official of one of the plants, whose name he could not recall, the official had stated that the laborers' wages had been reduced to \$1.60 a day because if they should not care to accept that amount their places could be easily filled from among the unemployed, of whom there was an unlimited number available at that time.

The other was Antony Biatar, one of the strikers, who had been in this country twenty-three years, and worked at the Liebig plant continuously for seven years. He left the place a year ago when the wage cut was made, but returned in November and resumed work for his old employers, but joined the strikers when their request for a restoration of the \$2 wage rate was refused. He has a wife and five children, but owned his own home, notwithstanding which advantage he found it extremely hard to make ends meet on his earnings of \$1.60 a day. Since the beginning of the strike himself and family lived on potatoes and bread. He had stored up seven bags of potatoes before the strike began and these were nearly all used up. In testifying to the living conditions in the homes of some of his fellow laborers, the witness said that frequently boarders were taken in by families of the married laborers. These men paid so much a week for sleeping accommodations. They selected and bought their own edibles which were cooked by the woman of the house, who at times did the cooking for as many as seven boarders, all of whom were lodged in the house in addition to the proprietor's family, which usually was quite numerous. Living under such circumstances was far from comfortable.

The witness stated that on January 19th, the day of the shooting, he with about one hundred other men were standing in the vicinity of the Williams & Clark works when a train came in and stopped. A man, he said, jumped from the train and shouted: "Shoot, boys; shoot to kill," immediately after which some of the men on the train opened fire. Then it was, he said, that the deputies rushed from the plant and shot down the strikers. After this man had finished his testimony, the committee adjourned until the next morning when the investigation was resumed in one of the borough fire engine houses. The Sheriff of the county, who was the next witness, read a prepared statement defending his own action in handling the strike, which was simply to follow the policy of former Sheriffs in deputizing employes of a detective agency to assist in protecting property and preserving the peace. The Sheriff stated that a total of \$17,000 had been paid by the fertilizer companies to the county for this protection. Out of this the Sheriff said he had paid the O'Brien detective agency \$14,000, leaving \$3,000 for all other expenses. The Sheriff maintained that his action in requiring the corporations to pay for the protection of their works was perfectly proper, and that had he not done so, the entire cost would have fallen upon the tax payers of the county.

Rev. Mr. Dziasosz, a Catholic priest, who had for years worked among the Polish people of Roosevelt and its vicinity, most of whom are laborers

in the fertilizer works, declared that he knew them to be a sociable, simple living people who enjoyed life in a peaceful and contented way, until the reduction in their wages had brought them down to a condition of insufferable distress, the \$1.60 per day allowed them as wages being much below the sum required for the decent support of their families. The priest stated that he did not regard \$1.80 (the compromise rate offered by the employers) sufficient to live on, but that they had lived and could still live with moderate comfort on \$2.00 a day. He was absolutely sure that the privations which themselves and families were forced to endure through the cut in wages was the sole cause of the strike, and that a restoration of the old rate would at once re-establish contentment and order. The Polish workers, the priest said, lived on very simple diet, consisting mostly of cabbage, potatoes and bread, with occasionally a small quantity of meat. The habits of the men were very frugal, their amusements seldom consisting of more than a weekly visit to a moving picture show. Every Polish laborer, the priest said, is able to read and write his own language, but few among them understand English, although all are ambitious to learn to do so.

In his recital of conditions surrounding the laborers, the priest took occasion to speak in terms of praise of certain officials of the fertilizer company for their kind and considerate treatment of the men.

Counsel for the accused deputies requested that further proceedings of the committee be deferred until after the charges against the indicted deputies had been tried and settled, because the hearing, as it was being conducted in their absence, was both one-sided and unfair, and the committee's findings would be more or less colored by prejudice originating in accusations which they could not be on hand to contradict. "If it had not been for this feeling," the counsel said, "the probabilities are that no indictments would have been found against these men by the grand jury that investigated the charges against them, and this hearing, although unquestionably intended to be fair and just, can hardly fail, if continued, to work against the accused men receiving a perfectly fair trial."

The chairman of the committee assured the counsel for the accused deputies, that the legislature had given full power to investigate conditions leading up to the strike, as well as the actual shootings on January 19th, with full authority to summon witnesses; it was therefore quite probable that the head of the detective agency, by which the accused deputies were employed at the time of the shooting, would be called as a witness. The request for the postponement was denied.

Five meetings of the committee were subsequently held—the last on March 20th, and several witnesses gave testimony as to conditions under investigation, so far as their knowledge of them extended. Dr. Maximilian Jacoby stated that from four to a dozen men slept in a single bedroom. "In the early morning the air in one of these rooms," he said, "is worse than chloroform." The doctor stated that undoubtedly the laborers and their families lived more poorly since the reduction in wages, and the crowding in homes was favorable to the development of diphtheria, consumption and general bronchial diseases. Morals, he said, were not im-

proved by the crowded conditions of the homes. It was unusual to receive a call for medical advice until the condition of patients was almost hopeless. Many children died from lack of proper medical care, due to the parents' desire to economize.

"Boarders are kept so that the wife may do her share toward keeping the home." The physician asserted that "morally and materially, conditions are much better in Europe than at Roosevelt," and the workers here deteriorate in both respects owing to the surroundings. About fifty per cent. of the single men save money until they adopt American customs; after which there is little possibility of saving. Drinking of liquor, the doctor said, is not common, but there are some who regard it as necessary to keep them in condition for their hard work.

Reciting his experience and observations on the day of the shooting, Dr. Jacoby stated to the committee that most of the men shot down on the day of the clash with the deputies were wounded in the back of the legs, and showed a bullet extracted from the foot of one of the victims.

Other witnesses testified to the depressing effect of the wage reduction and the extent to which it had lowered the standard of living among the laborers. Some families, the committee was told, were unable to pay rent, although it had always been paid promptly before, and that there were no evictions was due altogether to the landlords' kindness. The unmarried men, and those whose families were left behind in the old country, it was said, saved from \$8 to \$20 per month from their wages. The married men usually save to bring their families here, but when the families come the laborer comes to realize the fact that the wage which he earns is not equal to meeting his greatly enlarged responsibilities, and the wife must help, so far as she is able, to make ends meet, but in many instances there is great hardship because of inadequate means. It is such conditions that induce some families to take in boarders on the terms before referred to, in numbers ranging from six to twelve.

Reverend John Scobo, pastor of a church congregation of Hungarians, confirmed in every essential respect the story regarding the living conditions among the laborers, as stated by the Polish pastor. He told of the herding of large numbers of persons in three or four rooms, the laborers living in this congested condition as the only means by which money could be saved out of their meager earnings. The priest expressed the belief that the laborers were better off in their native country than here. When the strike started, his parishoners had told him that they could not live on the \$1.60 a day, to which wages had been cut, and that this was their sole reason for striking. "At no time," he stated, "have I heard any talk about violence on the part of the strikers." "I had no occasion to restrain them, because they are naturally peaceful."

On March 12th, Dr. Joseph Wantoch, a physician of the Chrome section of the borough, appeared before the committee and stated in the course of his testimony, that living conditions among the laborers at Roosevelt up to the time of the wage reduction were about the average which prevailed among the same class of labor elsewhere. In reply to a question

by a member of the committee as to his having noticed any change in the manner of living among the laborers after the \$2 daily wage was reduced to \$1.60, the physician answered that "they did not seem to have enough to eat." Replying to another question by the chairman of the committee, as to the existence of a condition of actual famine among the laborers as a result of the wage reduction, the physician stated that before the strike, "such a condition did, in fact, exist." Testimony somewhat at variance with that given above was the physician's statement relative to the mortality of the district, in which he said that among adults the death rate was at Roosevelt lower than elsewhere in the State, and that the infant mortality was about the average.

A saloon proprietor, in whose hall the strikers held their daily meetings, said that since the laborers returned to work at the compromise wages (\$1.80 per day), less money was being spent by the laborers at his bar than at any time since he started in business there. He stated further that at no time during periods of prosperity or adversity had there been much intemperance among the workers.

Other medical testimony was to the effect that there was little tuberculosis among the laborers or their families at Roosevelt, and that the most prevalent diseases were gripe, colds, and indigestion, the latter trouble being due less to the quality of food than to the habit of bolting it. It was also said that the odors from the fertilizer plants, while unquestionably disagreeable, were in no way injurious to health.

On March 20th, the superintendent of the Liebig plant of the Agricultural Chemical Company, Mr. J. E. Waring, attended the last session of the committee, which was held in the Borough Hall, at Roosevelt, and there testified that the company was not insensible to the distress among its laborers, and that previous to the strike, himself and the company's division superintendent had been devoting much time and thought to a study of economic conditions in the borough, with a view to bringing about some improvement in the conditions of their employes. Mr. Waring stated that many of the men working as laborers had learned trades in their home countries, and were really carpenters, masons, painters and the like. He had planned, therefore, to have these men employed at the trades known to them when there was work of such kinds to be done, and pay them correspondingly increased wages. Continuing his testimony, Mr. Waring stated that inquiries had been made regarding the manner in which the employes lived. It was found that in the matter of housing, they had paid from \$5 a month rent for two rooms to \$14 for six rooms. Advances in wages make very little difference to these men, so far as the kind of habitation they occupy is concerned. For the most part they continue to live as before. As illustrating this lack of eagerness for better environment, Mr. Waring told of one employe, now receiving \$20 a week, who continues to occupy the room that served him as a home when he started working for the company at \$1.50 a day.

Numerous acts of violence on the part of the striking laborers were described by Mr. Waring, beginning with January 4th, the day the strike

started, when a gate was torn from its place and a crowd of men tried to force an entrance to the plant, but were turned back by a small body of faithful employes armed with guns the company had purchased during a previous strike. On the afternoon of the same day several new buildings of the plant were bombarded with stones and every window on the exposed side broken.

Other witnesses at this session of the committee were two subordinates of the Sheriff, who stated positively that early every morning and late at night there was shooting going on around the plants in which the laborers had been employed, but the chief of the borough police stated that he had heard no shooting himself, and believed that there had in fact been none, and that reports to the contrary had their origin in excited imaginations. Asked for his opinion of the efficacy of sheriffs' deputies, regular or special, in dealing with conditions of disorder or riot, the Chief said in his judgment a couple of men in uniform could do more than fifty deputies in plain clothes.

No further meetings of the committee were held up to the time of this writing (December 6th) but it was understood that its report would be presented to the legislature of 1916. Such part of the report, if filed, as may be of interest to industrialists, will be noticed in the next report of the Bureau.

## Strikes and Lockouts in New Jersey During the Twelve Months Ending September 30, 1915.

---

October 1.—Ten iron molders employed in the Snead & Co. Iron Works at Jersey City quit work on this date because of objecting to "piece work." These men had been working for more than a month on piece work and were earning from \$4.25 to \$6.00 per day. Only one day's notice was given before ceasing work. The firm reports that it was paying at the time of the strike \$3.75 per day, although the union rate was and still is only \$3.50 for molders in that vicinity. The operations of the plant were not interrupted as new men were easily procured to take the places of the strikers.

On January 1st the strike was still on, and the wage loss was, up to that time, \$3,600. The only disturbance that occurred during the progress of the strike was caused by an attack on the new workmen as they were leaving the building on November 17th, by a group of strike sympathizers. Three of these men were arrested, and in the police court one was fined \$15.00; the others were discharged.

October 10.—Thirty-four tinsmiths and plumbers employed by F. S. Katzenbach & Co., at Trenton, were engaged in a strike on this date. The tinsmiths acting with others of the same trade throughout the city had begun a strike for a wage increase on June 1st, particulars regarding which were given in the "Industrial Chronology" which appeared in last year's report. The Katzenbach Company was one of a number of employing firms in the city that refused the advance, and on October 10th the plumbers employed by the company joined the tinsmiths in a sympathetic strike. The firm, which had hitherto employed only union labor, declared for the open shop thereafter and took steps to fill the strikers places. The wage loss to the strikers at the time of this writing was not less than \$20,000, and the men concerned regarded the strike as being still on.

October 24.—Six stitchers (male) employed by the West Shore Embroidery Co. at West New York, went out on strike against a reduction from 28 cents per thousand stitches to 25 cents. The firm refused to make any concessions and replaced the strikers by new men, declaring that under no circumstances would the old hands be re-employed. Several outbreaks of disorder occurred when the new hands were passing to or from the works, in the course of which several arrests were made of strikers and their sympathizers. The six strikers had lost their places permanently. The wage loss to the strikers was reported by the firm as \$2,400.

November.—No strikes whatever occurred in New Jersey during this month.

December 22.—Seven truck drivers employed by John G. Goebel, of Jersey City, quit work because the manager of the trucking firm of which

Mr. Goebel is the head had sent two loads of cement to New York City on hired trucks driven by outside drivers. The circumstances which led to the strike were as follows: The firm had a contract for trucking cement to buildings which were in course of erection in New York, and the day being rainy, it was decided to stop the carting of the material until the rain ceased. The drivers returned to their homes. Shortly thereafter a peremptory demand for the cement was received from the construction company, and as none of the drivers could be located outside vehicles were hired to deliver the material. Had the manager not acted as he did, the trucking firm's contract with the construction company would have been annulled by the latter and the drivers would have nothing to do. Seemingly the sensible course pursued by the manager which preserved the drivers' employment was the only cause of the strike.

December 27.—Sixteen men employed by the Empire Provision and Bologna Company, at Hoboken, quit work because an employe who was a member of their union had been discharged and their demand for his reinstatement refused. On March 5th, the date of the company's report on the subject, the strike was still on. The firm had declared for the "open shop" and declined to reinstate those who refused to work under that rule.

The "open shop" movement spread to other union establishments engaged in the bologna industry throughout Hudson county, and the workmen, suspecting that the associated employers, all of whom had declared in favor of the open shop and the suppression of union control, intended inaugurating a "lockout" at an early date, resolved to anticipate such action by a general strike. Accordingly the workmen employed in the plants operated by George Egner, M. Strohmeir & Bros., and several smaller concerns, all located in Jersey City or Hoboken, about 150 men, including the employes of the Fleckenstein and the Empire Co's, were involved in the strike, which at the date of this writing, April 5th, was still on. Not more than one-half of the employes of the plants involved joined the strikers, whose places were soon filled by new men. The attitude of the Employers' Association was summarized in the following brief statement: "The demands of the union have become intolerable, and we may as well meet the issue now as later on. We have no trouble in getting all the men we want who are willing to work for good wages and leave the management of our business to us."

Efforts were made in Jersey City and Hoboken to establish a boycott of the products of these firms, and saloon keepers in both cities were warned not to place any of them on the free lunch counters under penalty of having their bar tenders called out on strike. Strikers carrying banners with denunciatory inscriptions were kept constantly parading in front of the sausage factories. Several assaults were committed by strikers or their sympathizers and a number of arrests were made. Attempts were made during the progress of the strike to draw the Newark sausage workers into it, and some of the employes of A. Fink & Sons of that city were induced to quit work.

On March 3d, a Vice Chancellor issued an order directing a temporary cessation of the boycott which the strikers were carrying on against their late employers in a particularly offensive manner. The order was issued on March 3d and March 23d set as the time for answering.

January 2.—Twenty-one men employed by the firm of Fleckenstein & Co., Jersey City, manufacturers of bologna, quit work because the concern had declared for the "open shop." Their reasons for taking this step were, as stated by themselves, that "the union of which their employes were members insisted on a right to control the actions of the firm, leaving to it only the privilege of finding money to meet the pay roll. The union undertook to do all the rest."

The places vacated by the strikers were all filled with new men; the strike was still on when on February 26th these details were reported, and the wage loss up to that time was \$2,750.

January 6.—Twenty union men employed in the factory of Henry Wallmer & Son, manufacturers of cloth caps at Hoboken, quit work because some non union men were employed by the concern. The strike was incited by members of the Cap and Cloth Hatmakers International Union, whose headquarters are in New York City. The factory was picketed entirely by members of the New York branch of that organization. These men defied the police when ordered to cease loitering around the works, and fifteen of them were arrested for assaulting a strike breaker; all gave New York addresses. These men were all discharged by the Recorder with a reprimand and a caution to avoid violence and respect the rights of others in the future. On February 3d, three strikers and a factory workman were arrested and held under bail to stand trial. On February 10th another clash between the strikers' pickets and cap firm's employes resulted in one man being shot and dangerously injured. In every case of assault the men attacked were residents of Hoboken and their assailants residents of New York. The demonstrations of picketing and other means gradually diminished both in numbers and vigor and about March 1st were practically abandoned. The strike was a failure and the wage loss was estimated at \$1,200. The duration of the strike was about seven weeks.

January 9.—Twenty "pressers" employed in the Phoenix Ceramic Works at Metuchen quit work because of a reduction in wages. These men, as stated by the manager, were the highest paid in the plant, having been earning about 65 cents per hour, and as the wage account had to be cut down because of business conditions these men could stand the reduction better than other employes whose earnings were much lower. The plant has just been reopened after having been closed nine weeks. This strike lasted until the early part of March and ended in failure. From the very beginning assaults by the strikers upon the other employes who refused to join them were of daily occurrence. The firm sued out warrants for several of those who were most active in these attacks and these were required to give bonds to keep the peace but were found later to have joined in other raids on the other men while on their way to or from work. During the course of the strike, the company found it necessary to employ special guards for the protection of its property, and the small local police or constabulary were required to be constantly on duty.

Representatives of the company issued a statement regarding its attitude in the matter of wages, and claiming that employes had always been treated fairly. The products of the firm are terra cotta specialties for plumbers, and

that while the work required little if any skill more than in ordinary terra cotta pressing, their pressers were earning from 50 to 100 per cent. more than was being paid for that class of work. The correctness of the company's statement was denied by an official of the National Brotherhood of Operative Potters, of which organization the striking pressers were members, who stated that no such wages (65 cents per hour) as the company agreed to pay had been received by any of its men. The highest ever paid, he said, was 45 cents per hour. The strike was ended about the middle of April by the return of the pressers to work at a small advance over the wage rate that occasioned the strike. The wage loss, estimated at \$4 per day for 160 days idleness, amounted to \$14,400.

January 16.—One hundred and fifty garbage collectors employed by a firm having the contract for the removal of street garbage and ashes in Jersey City quit work because of a refusal by their employers to sign an agreement binding them to discharge the latest men employed in the event of its becoming necessary at any time to reduce the number. Representatives of the men had approached the firm on the subject and were informed that there was no reason known at the time for anticipating a situation requiring the laying off of help and therefore declined to sign the agreement. The immediate consequence of the strike was to leave many tons of ashes and garbage awaiting removal throughout the city. The firm immediately after the stoppage of work advertised for new men and were overwhelmed with applicants ready to take the places of the strikers. The wages offered were the same as had been paid to the men who quit—\$2.50 a day for drivers and \$2.00 for helpers.

Many of the strikers applied for reinstatement after two days idleness, but comparatively few of them were taken back at that time. Eight of the strikers were arrested for throwing stones at the new men of the trucks as these were making their rounds; seven of them were discharged for want of evidence and one was sent to the county jail for 30 days. Several clashes occurred at the garbage "dumps" between the strikers and those who had taken their places and on one or two occasions shots were fired and some of the men injured.

On January 19th, a conference was held between representatives of both sides which resulted in a declaration by the collectors' union that the strike was given up. The strike was a failure. Wage loss, \$1,012.

January 18.—Thirty-six men employed as cooks, waiters, dish washers and in other lines of restaurant work in a Paterson restaurant and lunch room went on strike because of a rumor that the newly engaged manager, who came from New York and was about to assume charge of that and other lunch stands in the city, intended to convert them all into dairy lunch concerns and replace the employes with others from New York whose wages would be \$3.00 less per week. A conference between the owners of the concern and the strikers resulted in the latter returning to their places with the assurance that they would not be disturbed by the new management. The strike was successful and there was no wage loss.

January 20.—A strike of plumbers and carpenters employed on a new church building at Roselle Park was called by the walking delegates of these

trades because of the employment of some non union men by the contractors. Three days later the strike was settled, the men objected to having been discharged. Wage loss could not be ascertained.

January 23.—Forty bakers employed in three shops at Bayonne quit work because reductions of about \$2.00 per week had been made in their wages. These men's earnings ranged from \$22 to \$28 per week. The shop owners were Morris Buchbinder, Harris Jocks and the Philadelphia Baking Co. The position taken by the employers was that the great raise in the price of flour made a reduction in wages absolutely necessary. The union bakers' alternative proposal was to increase the price of the loaf or reduce its weight, both of which the employers refused to consider. The bakeries had been operated as union shops, but after the strike the proprietors decided to run them without reference to union restrictions. All the boss bakers of the city held a meeting, at which an association for mutual protection was formed, and the open shop proclaimed as its future policy.

Five days after they quit their employment the strikers opened four shops in the Centerville section of the city for the sale of bread and rolls, which were brought from New York City for that purpose, and a new bake-shop was also started under their auspices. The loaves to be baked, it was promised, would contain a half pound more of bread and the price one cent less than was being charged by the boss bakers. The conduct of the strikers was peaceful throughout the struggle, and the few disturbances that did occur were participated in by only one or two persons. There was no picketing, and almost no occasion for extra vigilance on the part of the police during its early stages. The strikers, who were receiving liberal financial support from their national union, seemed confident of winning the struggle on the merits of their case. A change in the peaceful policy hitherto pursued took place during the latter part of February; assaults were made upon the old employers of the strikers and on their new men, on account of which several arrests were made. On April 25th, the Citizens' Federation, a body organized for the purpose of ending the strike, which, because of its duration and growing tendency to disorder, had become a serious public annoyance, made an effort to bring both parties together on the basis of a submission of the questions in dispute between them to arbitration, but without success. The boss bakers utterly refusing to recognize the union or to recede from the position they had taken which caused the strike, insisted that there must be a wage reduction to continue until a fall took place in the price of flour sufficient to enable them to pay the old rate. The movement, therefore, failed. The bosses refused to admit the existence of a strike, stating that their old employes, who, of their own accord, threw up their jobs, would never under any circumstances be allowed to return. The journeymen, on their part, maintained with equal positiveness that on June 15th the strike was still on, and that the bosses would surely be forced to take the entire number back if they wished to continue in business. Up to the date of this writing (June 15th), the strike had lasted 143 days, and the wage loss was, on the basis of the minimum wages paid (\$22 per week), \$20,000.

February 2.—Dissatisfaction among the weavers of the Summit Silk Co., whose mills are at Summit, resulted in a demand for the discharge of ten men and women accused by their fellow workers of agitating for a restoration of the ten hour workday and otherwise causing trouble in the mill. It appears that the management had been unusually successful in securing orders for goods, and believing that the mill employes would appreciate an opportunity to earn more money, proposed the ten-hour operation of the plant while the busy season continued. With the exception of the weavers, a large majority of the mill employes seemed to favor the plan. Only ten of the 177 weavers were openly in favor of it, and the others becoming irritated at the efforts of these to bring them into line, united in demanding their discharge, which was complied with by the manager of the mill. Considering the fact that these employes were advocating a policy favored by the mill management, their discharge seemed an unaccountable procedure. In 1913, a strike of seven weeks' duration resulted in the establishment of eight hours as the standard day's work. This was subsequently changed to nine hours, so as to conform to the working time of the Paterson and Hudson county mills, in many of which there had been a temporary return to the ten hour day to meet the rush of orders. The efforts of the Summit Company to run its mills ten hours was therefore in strict accordance with the agreement, as understood by its weavers, that wages and working hours should at all times be the same as in the Paterson and Hudson county mills.

On February 6th the company proposed a ten per cent. reduction in day work wages and piece prices, with an increase of working time to ten hours per day, or fifty-five hours per week. This proposition was debated by the mill workers for about a week and finally rejected, after which many conferences were held between the company officers and representatives of the weavers, without, however, bringing about a satisfactory agreement. The net result of the company's proposal, if agreed to, would be that the mill operatives would work an additional hour per day without receiving any extra pay therefor. On March 18th, an order was issued to run the mill ten hours, and 175 weavers quit work. One-third of the number were women, and all were natives of Syria. In leaving the mill an altercation arose between those who were leaving and a small number of those who wished to remain at work, in the course of which several revolver shots were fired, clubs used, and stones thrown. Two men were severely injured, one by a revolver bullet and the other by a knife. Two men, supposed to have done the stabbing and shooting, were arrested, and eight others were taken in charge the following day. The man who suffered the stab wound will lose the sight of his left eye. As a result of the riots incidental to the strike, the company managers decided to close the mill for a week, and possibly longer.

The Mayor of Summit took strong grounds against the importation of outside guards by the company, and notified the president of the concern that such men should not be brought on the scene, promising at the same time the most ample protection by the local police force. Meanwhile the

mill remained closed and committees of workers from its several departments went in a body to the New York office of the concern for a conference with the president, which, it was hoped, might result in bringing about a satisfactory adjustment of all matters in dispute and a prompt reopening of the mill. The meeting was held in New York, but no definite understanding as to a settlement was arrived at. Meantime the mill workers held a meeting for the purpose of perfecting an organization which had been previously formed, and were addressed by three representatives of the American Federation of Labor, who urged the enrollment of all the mill workers in one organization, which should connect itself with the United Textile Workers, a branch of the Federation. After a full discussion, this was agreed to. This action of the silk workers was generally regarded with approval throughout the city, as the revolutionary organization known as the I. W. W. had, from the beginning of the trouble at the mill, sought in every way to establish its influence over the operatives and impart a leaning toward violence to all their actions. The conference between the president of the company and committees representing the several departments of the mill, held at the New York office of the concern, was convened again in the office of the mill, but no agreement was reached. The weavers insisted that about thirty-five of their number, who were opposed to the union, and whom they characterized as "disturbers," should be discharged, a proposition which the company refused to sanction, and which all the other mill workers determined to stand by.

On March 30, notices were posted at the mill that the plant would be opened next day, and that peace officers from the Union county Sheriff's office would be on hand to maintain order and protect employes. There were to be twenty of these special deputies, and the Mayor of the city announced that, if necessary, the entire police force would be used to supplement the efforts of these men. Orders were given to the mill manager by the president of the company that the ten weavers who were discharged early in February, at the demand of the others, should be re-employed. It seems to have been proven at the last conference between the operatives' committee and the president of the company that opposition to these men was due entirely to the fact that they came from the Aleppo district of Syria, while their opponents came from Damascus. In fact, these racial, or rather tribal feuds seem to have been responsible for practically all the labor trouble in the mill.

The "open shop" policy was determined upon by the management and was so announced in the notice of the opening of the mill, and the company reserved for itself absolute liberty in all things pertaining to the employment and discharge of its workmen.

On March 31st, the day announced for reopening the mill, there was a guard of thirty officers on hand to see that the peace was not disturbed, but no occasion arose which called for their interference. Forty non-union weavers resumed work, but practically no operatives representing any of the other branches appeared. The Sheriff's deputies, who were gathered about the factory gates, cautioned the strikers that neither by act nor word

would a breach of the peace be tolerated, and except for a cry of "scab" by one of the assembled crowd of women, the strike-breakers were allowed to enter the mill without molestation. On April 1st, twenty-four men joined the forty already at work, making sixty-four in all who had returned to the mill. These were attacked on quitting work the same day, by a mob of three hundred strikers, and several were struck by stones and clubs before the Sheriff, with twenty deputies and eight local policemen, succeeded in dispersing the crowd. On April 3rd ten more striking weavers returned to their looms and the working forces of other departments of the mill were largely increased. The strikers and their sympathizers continued to congregate about the mill, particularly at the starting and stopping time, morning and evening, and the protection of the guards was required to insure the workmen's safe transit between the mill and their homes. On April 5th, the Sheriff read the riot act to the assembled crowd, warning all to disperse and retire to their homes under penalty of arrest if they had not done so within one hour. All obeyed the Sheriff's order quietly.

On the evening of April 6th, a crowd of about three hundred strikers and others, who had followed the workmen from the mill to their homes, gathered around the town with the appearance of intending mischief. The town clerk called the local fire company, besides sending out a riot call to the police. The crowd moved on as soon as it became evident that the firemen intended turning their hose upon them. On the same evening the mob of strikers attacked a Syrian priest, whom they accused of siding with the company against them, and had beaten him severely before they were driven off by the Sheriff's deputies, to whom word of the attack had been sent. The priest declared that he had absolutely no hand in bringing the strike-breakers to the mill, but that he sympathized with the Aleppo men and women, whom the Damascan Syrians were endeavoring to drive from the mill, for no other reason than that they were of a different religion. Officers of the American Federation of Labor addressed a meeting of two hundred and fifty strikers, held in one of the town halls, and earnestly admonished them to keep the peace and to hold out until the mill authorities agreed to arbitrate all matters in dispute.

On April 10th, a conference was held between the president of the silk company, the superintendent of the mill, and the Sheriff of Union county, at which the company officials agreed to submit all questions out of which the strike had grown to an arbitration board which should be named by the Mayor and Chief of Police of the city of Summit. On the prospect of a speedy and satisfactory settlement of the strike the Sheriff withdrew the larger part of his force of deputies, but remained on duty himself with a few of his men until satisfied that all danger of further trouble should be removed. The arbitrators—all residents of Summit, were promptly appointed by the Mayor and after visiting the mill called upon the silk company and representatives of the strikers to submit statements showing their views as to the situation and what they would recommend or be willing to do respectively toward the restoration of peace. Separate hearings were given by the arbitrators to both sides, the spokesman for the silk company being its president while the strikers' side was set forth by the president of the weavers' union.

The entire plan of arbitration was brought to a standstill for the time being by the president of the silk company's refusal to tolerate a union of any kind in the weaving department. As to other departments of the mill he expressed absolute indifference as to their having unions or working without them.

The strikers insisted, but rather mildly, on their right to have a union and to exclude from employment, in the weaving department, all who were not members of it, but the part played by tribal hatred throughout the entire struggle was shown by their insistent demand that their fellow Syrians from the Aleppo district be discharged. A deadlock followed and on May 1st, dispossession notice was served on the tenants of twenty-four houses, all occupied by families of strikers, giving them until June 1st to vacate. To effect a settlement the company officers appeared ready to agree to anything except unionizing the weaving department and the Damascan Syrians appeared to have the driving out of their Aleppo compatriots more at heart than anything else.

The last outbreak of disorder incidental to the strike occurred on the evening of May 8th. As the strike breakers, now more than one hundred in number, were returning home they were set upon by crowds of strikers and many were severely beaten. The day and night force of police and the firemen were called out and after many arrests were made order was restored. Next day formal notice was given the mill authorities that the strikers agreed to their terms and were ready to return to work. The dispossession notices were all withdrawn, and the entire working force of the mill were back in their places two days later.

The strike resulted in a complete victory for the silk company; the mill was to continue on the open shop plan, and the Allepian workmen against whom the strike was started in the first place were all retained. Wages by the day and piece prices as fixed before the strike were continued without change. The strike lasted ten weeks. The actual number of strikers was at no time greater than 175, but the number of workers in other departments of the mill who were forced into idleness in consequence of the strike was 250. The total number idle was therefore 425, and the wage loss approximated \$40,000.

The company's loss through a long suspension of work at a time when it was crowded with orders was of course very heavy. The cost to the city of Summit and the county of Union of measures that had to be taken for the protection of life and property would probably average not less than \$250 a day during the six weeks from the first of April to the middle of May.

February 15.—Fifteen men employed in the works of the Knickerbocker Metallic Bed Co., at Bayonne, quit work because two employes had been discharged. The reason for discharging these men was the condition of business which made a reduction of the working force necessary. The strike lasted two weeks, during which time there was one outbreak of disorder which required the attention of the police. The men returned to work without having secured the reinstatement of the two employes who had been discharged. The wage loss as reported was \$250.

February 20.—Thirty teamsters of the Consumers Coal Company of West Hoboken quit work because of alleged grievances consisting of excessive fines for slight derelictions of duty, and being required to work in the stables cleaning their horses on Sunday morning without pay. A number of the men were members of Local No. 560, International Teamsters, Stablemen and Helpers Union, the others were non union men. Negotiations for a settlement of the matter at issue were conducted by the superintendent of the coal company, and a delegate of the teamsters' union. The charge that unreasonable and excessive fines had been imposed on the driver was disproved to the satisfaction of the union delegate, and the affair was settled by the company superintendent agreeing to pay \$1.00 per week extra for the couple of hours work on Sunday morning in cleaning the horses. The strike was, in a measure, successful. The time idle was three days, and the wage loss \$210.

March 4.—Eleven pressmen employed in the book manufacturing plant of The Quinn & Boden Company, at Rahway, quit work under the following circumstances:

It became necessary to shut down one of the presses owing to the fact that the paper for the job for which it had been made ready had not arrived. This necessitated the laying off of the feeder for the day. On another press was an apprentice, and the feeders made the point that the apprentice should have been paid off and the journeyman feeder put in his place. The superintendent of the pressmen explained that the man had been laid off, not for lack of work, but solely because of an unavoidable interruption in the job on which he was employed. The pressmen struck, however, in flagrant violation of the rules of their own union and the terms of their agreement with the employing company. On investigation of the situation by a delegate of the feeders' union, the strikers were declared to be absolutely wrong in the action they had taken and ordered back to work. The president of the company would not, however, permit them to return until the following Monday. The men were idle two and one-half days and lost \$73.00 in wages.

March 7.—One hundred and fifty laborers employed on Section 7 of the Passaic Valley Sewer System, at Newark, quit work because as claimed they were not receiving the full union rate of wages, and the gang among them known as "muckers" had some unsatisfied claims for back pay. The contracting firm, Booth & Flynn, Inc., claimed that before taking the contract they had had an understanding with their men that wages would be, if the contract was secured, a small amount lower than the union rate. A considerable number of the strikers favored a proposition introduced at one of their meetings, that a straight advance of fifty cents per day should be insisted upon as a condition of resuming work, but this was voted down by a narrow margin. The contractors agreed to settle the muckers' claim for back pay and the strike was declared off. The strike lasted four days and appears to have fully realized the purpose for which it was undertaken. The wage loss was approximately \$1,500.

March 7.—Four hundred carpenters and laborers employed on new buildings of the E. I. duPont de Nemours Powder Co., at Carney's Point, quit work because of a refusal by the managers of the plant to increase their

wages. The men had been receiving from \$2.00 to \$2.75 per day for ten hours work and demanded a 20 per cent. advance, with an eight hour day. The trouble was settled by a compromise and the strike declared off after it had been under way two days. Wage loss estimated, \$2,000.

March 8.—Two hundred and fifty workmen in the Haskell plant of the E. I. duPont de Nemours Powder Co. quit work to enforce a demand they had made for a minimum wage of thirty cents an hour, and an eight hour workday. The dangerous character of the work in which they were engaged was urged by the workmen as a reason why their working time should be reduced and pay increased. On March 15th the strikers returned to work under a guarantee of 20 per cent. advance in wages. The eight hour day was not insisted upon. During the seven days continuance of the strike upwards of 100 special guards or watchmen were constantly on duty around the plant. The strike lasted five working days, and the wage loss was reported at \$3,200.

March 30.—Eighteen weavers employed by the Mauchline-Firth Silk Co., at Phillipsburg, quit work to force the restoration to employment of a fellow weaver who had been discharged for neglecting his work. The strikers, all foreigners, were paid off on the regular pay day, but were permitted to return to work at their earnest request. The strike failed of its purpose, as the discharged man was not reinstated; it lasted less than two days and the wage loss was \$60.

April 1.—A number of masons' laborers (variously reported at from 30 to 50) in Morristown and vicinity quit work on this date because the contractors by whom they were employed refused them an advance in wages from 32 cents to 35 cents per hour. Other men were employed in their places, and on May 20th they notified the contractors of their readiness to return on the old terms, provided all were taken back and the men employed in their places discharged. This was refused by the contractors. All but a few of these men lost their places.

April 1.—Fifteen painters employed by contractors in and about Bound Brook who had been working for 37½ cents an hour demanded an increase which would make the rate 41 cents an hour. This was refused by all employers and contractors, and the journeymen went out on strike. On April 6th the strike was declared off and the men resumed work at the old rate. The wage loss was \$225.

April 3.—Three hundred men and women employed in the fur dyeing and finishing works of A. Hollander and Sons, at Newark, quit work as a result of friction between themselves and the firm growing out of efforts that were being made to establish a union of employes of the plant. No reason for their action was advanced by the strikers and no demand of any kind was made upon the firm. Some of the strikers asserted that a unionized factory engaged in similar work elsewhere paid its employes from \$12 to \$18 per week, while the wages paid by A. Hollander & Sons ranged from \$6 to \$10 per week. The firm stated that the labor was all unskilled, and that the wages paid were the highest known for that class of labor. The firm took

steps to secure other men and women in the strikers' places, and the day following the walkout sixty new men and fifteen women were employed.

The disposition to violence was so marked from the beginning of the trouble that a large force of policemen were stationed about the factory building. On April 10th a meeting of the strikers was called at a hall on Broom street, not far from the fur works. While waiting the arrival of those who had called the meeting and were expected to guide its proceedings a riot broke out on the street in front of the hall in the course of which two men were shot dead and three severely wounded. One of the wounded men was a striker, another a strike breaker, while the third man was an innocent bystander, as were also the two who were killed. Several arrests were made.

A day or two later most savage attacks on employes of the company who refused to stop work were made while they were passing from the factory to their homes, and as a consequence the firm decided to close down the entire plant indefinitely. Lack of a sufficient supply of dye material was given as the reason for closing. This action on the company's part threw the remainder of the employes, men who refused to join in the strike, into a condition of idleness so that the actual number idle in consequence of the strike was now 520.

Two weeks after the commencement of the strike it was found that the wants of the men and families involved in it must be relieved if submission to the terms offered by the firm was to be prevented. The local unions were therefore called upon for help and several of them responded liberally.

At the date of this writing (July 20th) the strike was still on, although the works were open. The wage loss as reported up to July 20th was \$45,000.

A great deal of general attention was drawn to this strike because of the persistence with which both held to the positions they had taken at its beginning. The workmen insisted that the occupation is, through its inherent peculiarities, a very dangerous one to health; that a very distressing form of asthma develops among many of the workers, particularly those employed on machine clipping or shaving; furriers' eczema, an exceedingly painful and dangerous disease, often attacks those engaged in handling and dipping the pelts in dyes. Fissures of the skin of the fingers and hands through which infection from the pelts is often contracted seems to result quite frequently from this form of eczema. In practically every operation of the industry, slight cuts or abrasions of the skin open the way for infection. Under these circumstances the workmen insist that for their protection the factory and dyehouse should be unionized as a means of giving them some power for improving the conditions under which they work, and to increase their wages to a level with the standards in other shops where the same industry is carried on. On the other hand the firm claims that its business is not necessarily unhealthful; that it had done everything required by law for keeping its plant in a sanitary condition and that its wage scale will compare favorably with any other establishment in Newark in which the labor employed is of the unskilled kind.

April 6.—Eight employes (weavers) of the Smith Bros. Silk Mill at Paterson, struck against a reduction in prices, and after being out five days gained their point and returned to work. The wage loss was \$80.

April 8.—Fifty-eight men and eleven women employes of the Newark Rivet Works, who were workers on umbrella rods, struck for an increase of working time (the works are run only 4 days per week). The strike lasted three days and was a failure. The wage loss as reported was \$500.

April 17.—Fifty Italian laborers employed at the Lackawanna transfer station, at Port Morris, who had been receiving  $17\frac{1}{2}$  cents an hour, struck for an increase of  $2\frac{1}{2}$  cents, which would, if granted, make their wages 20 cents per hour. The places of the strikers were promptly filled by new men and all were paid off and discharged.

April 22.—One hundred Italian laborers employed by the Elizabeth Nursery Co., at Hillside township, Union county, struck for an increase of wages. They had been receiving \$1.25 per day and demanded \$1.50. The superintendent stated that the company could not afford any increase in the wage scale and declared that other workmen would be immediately employed to take the strikers places. Next day about 70 of the men returned to work. New men were employed to take the places of those who failed to report for duty during the day.

May 3.—Seven hundred freight handlers on the Jersey City docks of the Erie Railroad quit work on this date because a wage increase of two cents per hour which they demanded had been refused. Their wage scale was 18 cents an hour and the rate demanded was 20 cents. There was little if any concert of action among the men, and the numerous gangs into which the entire force was divided acted entirely independent of each other in presenting their demands and ceasing work when these were refused.

Steps were promptly taken by the company officials for securing new men and their success was such that a rush of the strikers to secure their old jobs began next day and continued until fully one-half of the number had returned. Fully two hundred of the strikers lost their employment permanently, their places having been given to new men as fast as they applied. On or about the 12th of the month the gangs were all filled and the freight which had accumulated on the docks in large quantities awaiting shipment by lighters was all removed. The strike of the original 700 lasted just one day when 400 of them returned to work. About 100 were taken on after being from three to five days idle, and 200 were discharged, new men having been employed in their places. The average number of days idle for the entire 700 men was a little in excess of 2.5 days, and the average wage loss was \$3,150.

May 3.—About 50 union carpenters of Bayonne, the exact number could not be ascertained, quit work because a demand they had made for an increase of wages amounting to 50 cents per day had been refused by their employers. The reason given by the bosses for their refusal was that there was not enough work in the city at that time to warrant the advance. The Bayonne journeymen were in entire sympathy with their employers, and not at all

eager to push the demand, but were outvoted by the Building Trades Council members which contained delegates from all parts of Hudson county. The carpenters entered on the strike without enthusiasm and with only slight hopes of success. Only a small number of contractors who had jobs on hand that were nearly finished paid the advance demanded so as not to interrupt the work and postpone completion of the same for an indefinite time, but the increases were withdrawn on the completion of these jobs. The strike dragged along for several weeks and finally died out without the advance having been gained. In fact while the strike was theoretically on such work as was to be done was being carried on by union journeymen at the old rate of wages.

May 3.—Two hundred carpenters of Plainfield and other nearby towns struck for an increase in wages of 50 cents per day which would raise their wages to \$4.50 per day. As a result of the strike all building work in the city and its vicinity was brought to a standstill. The Master Carpenters held a meeting and decided to stand together in refusing to pay the increase demanded. Their decision was influenced largely by the fact that \$4.00 per day was the highest wages paid to carpenters anywhere in New Jersey and local conditions do not warrant any increase over that amount. After two weeks idleness the carpenters surrendered and the strike was declared off. The wage loss, assuming steady work for all if the strike had not taken place, was \$9,600.

May 4.—Seventy-five laborers employed by the Butterworth-Judson Company, at Newark, struck for an increase of both working hours and wages. They had been working 9½ hours a day at 20 cents an hour, and demanded 10 hours at 25 cents per hour. The materials handled by the laborers are powerful acids which are exported to one or more of the belligerent governments of Europe for war purposes. The men complained that unavoidable contact with these acids destroys their clothing and shoes, to replace which required half their earnings. After one day's idleness the company conceded both demands, and agreed further to permit the men to work as many hours as they might desire. The strike was successful in every respect; the wage loss was \$143.

May 4.—Thirty-five laborers employed on sewer construction at Dunellen, who had been receiving \$1.60 for a ten hour day's work, struck for \$2.00 a day of ten hours or \$1.75 a day of eight hours. The contractor attended a meeting of the men, at which he assured them that to grant an increase of wages on the job was utterly impossible, and advised that all who were not satisfied with the present wage to draw the pay due them and leave. All but six who were discharged as ring leaders returned to work. The strike was therefore a failure. Wage loss, \$56.

May 5.—Seventy-five union carpenters, of Dover and vicinity, struck for a wage increase of five cents an hour. A compromise was effected between the union authorities and the men, under which the latter were given an advance of three cents, which makes their daily wage \$3.60. The strike, which lasted two days, was partly successful. Wage loss, \$540.

May 5.—Practically all the union carpenters of Hoboken and West Hoboken, who had been receiving \$4.00 for an eight-hour work day, demanded an increase of 50 cents in their wages. All that could be learned regarding the matter indicated that, with a few exceptions, the bosses and contractors promptly agreed to meet the demand. One of the contractors engaged on the erection of a school building at West Hoboken refused to do so, and his men struck, which brought work on the structure to a stand-still. How long this strike lasted and how it terminated, could not be ascertained.

May 22.—Ten button turners of the Janeway Button Company, at New Brunswick, struck for an increase in prices, complaining that they were unable to earn more than \$7 or \$8 per week. The proposition of the strikers was that all should be paid equal wages, regardless of the difference in quantity of work produced. The superintendent of the shop showed that many of the competent button turners were earning from \$60 to \$70 per month, and claimed that the strikers had only their own want of capacity and skill to blame for not doing equally well. All returned to work at the old rate of wages, after having been idle six days. Wage loss estimated at \$90.00.

May 24.—Five employes of the United States Mineral Wool Company, at Stanhope, struck for an increase of wages, which was refused. Next day the places of the strikers, who were all discharged, were filled by new men.

May 25.—Thirty men, carpenters, lathers and plasterers, quit work on the new school building on the order of a walking delegate of the carpenters' union, because the steam fitting contract had been given to and was being executed by a man who owned a shop at Montclair which had not been unionized. This man, rather than see so many thrown into idleness because of the objection to him, offered to withdraw from the job entirely, but the walking delegate insisted that all union men should cease work, which they did reluctantly. All seemed to agree that the action of the walking delegate was absolutely unwarranted. Work was resumed next morning, because the non-union steam fitter and his men had withdrawn. Time lost from work, one day. Wage loss, \$360.

May 27.—Two hundred and twenty laborers, employed by the American Clay Products Company, at South River, demanded an increase in wages of two cents an hour, and quit work on its being refused. They were receiving 15½ cents an hour, and wanted 17½ cents. An offer made to them of 1½ cents increase was refused, and later the two-cent advance was agreed to by the management, whereupon work was promptly resumed. The strike lasted one day, and the wage loss was, as reported, \$375.

June 1.—Two hundred laborers, employed by the American Enameled Brick and Tile Company, at South River, struck for an increase of wages of ten cents per day. They had been receiving \$1.60 per day, and the demand was for \$1.70, which the manager refused to grant. On June 3rd, two days after the commencement of the strike, the plant was shut down, and the announcement made that when work was resumed none of the men who had taken part in the strike would be taken back. Apparently many of the laborers had gone out under compulsion, and after being idle for a few

days, these men wished to withdraw from the strike and return to work, regardless of wages. Each succeeding day an increasing number of applicants for reinstatement presented themselves, and the plant was reopened on June 8th, after having been closed for one week. A small number of men who had been most conspicuous in the strike, were refused employment; all the others were taken back. The strike, which was a total failure, lasted six working days, and the wage loss was, as reported by the company, \$1,500.

June 1.—Forty girls, employed by Delpark, Inc., at Newark, went out on strike to enforce a demand they had made for the discharge of a foreman in their department. The firm makes men's underwear, and the strike affected only one department of the factory in which several hundred persons are employed. The manager of the factory refused to discuss the strike, and new hands were employed to take the places of the strikers. The strike was, therefore, a total failure, and all who took part in it lost their places.

June 8.—Twenty-four boys, employed by the Williamstown Glass Company, at Williamstown, were dissatisfied with an increase in wages of \$1.50 per week, which had been voluntarily given by the firm, demanded double that amount (\$3.00), and quit work in a body because it was refused. The strike lasted six days and was a failure, as all returned at the rate of wages fixed by the company. The wage loss was \$180.00.

June 9.—Sixty laborers in the weather proofing department of the Wac-lark Wire Works, at South Front street, Elizabeth, employed in the "night shift," quit work about midnight on account of a dispute with the foreman. The laborers complained of habitual bad treatment by the foreman and demanded his discharge. At 8 o'clock the following morning the superintendent addressed the men and persuaded them to return to work, which they did on the evening of the same day. The strike lasted six working hours, and the wage loss was \$30.00.

June 15.—Twenty employes of the American Art Glass Company, at Camden, struck for increases in piece work prices, which the management refused to consider, claiming that they were much too large. Three days after the commencement of the strike, a conference between the manager of the company and a representative of men brought about an agreement in the nature of a compromise, which ended the strike. Work was resumed by the strikers on June 18th. The works were practically closed down for three days, and the wage loss, as reported by the Company, was \$125.00.

June 18.—Eleven weavers, nine men and two women, employed by the National Silk Company, at Paterson, quit work because an increase in price for weaving a certain variety of silk goods which they demanded, had been refused by the mill management. Before leaving the mill a number of the strikers attacked the office force and injured several of them, besides breaking some furniture and windows; the police, who had been summoned when the attack commenced, arrived in time to arrest them all. Four of the rioters were arraigned before a committing magistrate and charged with assault and rioting, and held under \$200 bail for trial. The remaining strikers

abandoned the demand for an increase of prices and returned to work. The strike, which was a failure, lasted one and one-half days, and the wage loss was, as reported by the firm, \$50.00.

June 18.—Forty-five truckmen, employed by William McCullough, whose stables are situated at Warren street, Jersey City, quit work because a driver had been discharged for refusing to take out a one-horse wagon. On the following morning the stables were visited by a walking delegate of Teamsters' Union, No. 614, who ordered a strike as the men were about going out with their trucks. After several days' idleness, a number of the strikers returned to work, and new men were employed in the places of the others. The approximate duration of the strike for all concerned, and the total wage loss, could not be ascertained.

June 19.—One hundred and fifty girls, employed in the Perth Amboy Cigar Company's factory, at Perth Amboy, quit work on this date, as their protest against a change made in the management of the department in which they were employed. The superintendent of the department and three foremen, all of whom stood high in the estimation of the girls, had been removed and new officials appointed in their places. The girls refused to work unless the discharged officials were reinstated. Interest in the cause for which the strike was undertaken soon died out, however, as it became evident that the discharged officials would not be restored to their places, and on the 22nd, three days after the walk-out, practically all the strikers had given up the struggle and returned to work.

June 21.—About one hundred and fifty boys, employed in the yards of the New York Shipbuilding Company as rivet heaters and passers, went on strike for an increase of wages. The heater boys had been receiving \$1.00, and the passers, 72 cents a day. The wage demanded was \$1.20 a day for both varieties of work, which was refused, but a compromise was effected the following day, under which the boys returned to work with a small increase. Encouraged, apparently, by the success of this strike, the two hundred and fifty reamers and bolters-on employed in the yard struck for an increase in wages. The reamers were receiving from 25 to 30 cents an hour, and the bolters-on from 15 to 20 cents an hour. The yard officials refused to grant any increase. The yard was placed on the eight-hour basis several months before and no reduction had been made in wages corresponding with the reduction in working time. On the 26th, about 100 sweepers-up and general chore men, employed in the various departments of the yard, joined in the strike, which brought the number actually engaged in it up to about 350. The strike was conducted without disorderly outbreak of any kind, although the reamers and bolters-on maintained picket lines on all the approaches to the yard gates. On July 8th the reamers and drillers returned to work with a small increase of wages, which left only the bolters-on, numbering about one hundred and fifty, still out. Several conferences were held between a committee representing the strikers and officials of the company, and on July 12th an agreement was reached under which the strikers returned to work at a rate of \$1.71 per day. This strike was partly success-

ful. The number involved, from start to finish, was 350. The average time lost was seven days per capita, and the wage loss was estimated at \$4,200.

June 23.—Three hundred girls, employed in the factory of the South River Cigar Company, at South River, struck for an increase of two cents a hundred for "bunching" cigars, which the managers of the factory refused to pay. The strikers congregated about the works and seeming inclined to violence, the borough police force was summoned for the preservation of order.

On the second day of the strike a large number of girls who had quit work were admitted to the factory in a body on the assumption that they wished to resume work, and when inside, these at once made a furious attack on the operatives who had remained at work. The strikers were all Hungarians, and those whom they attacked were Polish girls. The struggle lasted a half hour, and was brought to a close by the arrival of the police and some special guards, who had been employed by the company to help the regular force in protecting the works. In consequence of this outbreak of disorder, the factory was closed indefinitely. On June 30th, the plant was reopened on petition of the strikers, who confessed to having been misled by a discharged foreman of the Perth Amboy factory, who told them that "bunchers" there were receiving better wages than were being paid in the South River plant. The demand for an increase in prices having been withdrawn, all the strikers returned to their places.

Three hundred persons were engaged in the strike, which lasted five days. The wage loss was, as reported, \$2,900.

June 29.—All the union workmen—carpenters, masons, helpers, etc., employed on the new town hall at West New York, quit work because of a suspicion that two carpenters had violated union rules by "lumping" a certain part of the work which it was said they had agreed to perform for a certain sum, regardless of the time it might take. On July 1st, the contracting carpenter satisfied the strikers that no such arrangement had been made, or even suggested, and all returned to work. The strike lasted two days; the number involved was 12, and the wage loss was about \$75.00.

July 6.—After a contest between the Jewish union bakers and bakery owners of Bayonne, which was waged with unusual determination on both sides for about ten months, an agreement was reached on July 6th, under which the long strike was declared off, and friendly relations between the boss bakers and union journeymen re-established. Full details regarding the origin of this strike and its progress, so far as it had gone, were given in the chapter on strikes in the last report of 1914. The original demands of the journeymen bakers were: Recognition of the union, and a wage scale of \$27, \$22 and \$19 per week, respectively, for first, second and third-class men. In the final settlement the boss bakers consented to recognize the bakers' union and employ only members of that body. The wage schedule agreed upon was in the nature of a compromise but each of the three grades of bakers are to receive \$3 per week more than they were paid before the strike, and only one dollar less than the amount originally demanded.

It was agreed also by both sides that all suits at law or attempts at criminal prosecutions growing out of the development of the strike should be abandoned. The number of such cases was said to be not far from one hundred. An incident of the strike was the starting of a co-operative bakery shortly after the commencement of the struggle against the union bosses. In this establishment a large number of the striking bakers were employed; its products were taken by former customers of the boss bakers, and the profits were divided among the workmen.

Properly speaking, there was little or no wage loss, as the striking workmen found employment in the co-operative establishment and in the shops of other boss bakers. The strike had greatly crippled the bakeries against which it was directed, and the concessions made by the bosses were made as apparently the only way by which their diminished trade could be restored to its old condition of prosperity.

July 12.—The International Bridge and Iron Workers (Local 146) decided at a meeting of its executive board, held on this date at Newark, to inaugurate a general strike at a date to be agreed upon later, for full recognition of the union, an increase in the wage scale for all employes, and a nine hour work day, with Saturday half holiday. The minimum wage scale demanded is twenty-five cents an hour for second helpers; thirty cents an hour for first helpers; thirty-five cents an hour for finishers, and fifty per cent. increase of this scale for all overtime. Those who were then receiving the minimum rates for each of the three classes to demand an increase of 10 per cent.

Difference of opinion among the members of the Executive Committee as to the wisdom of calling a general strike under existing trade conditions resulted in an agreement to refer the question to a vote of the full membership of Local Union No. 146, a special meeting of which was to be called for that purpose. There seemed to be good ground for believing that many of the members, particularly the inside workers, were opposed to entering into a contest with their employers, and would respond only half heartedly, if at all, to a call to strike. The union sanctioned the strike at a meeting held on the evening of July 16th, and the strike order was issued the following day. About 125 men employed in one or another of fourteen establishments on the hill section of the city quit work. Copies of an agreement embodying the demands as stated above, were sent to the employers. The following firms were affected by the strike: Standard Iron Works, Badger avenue; M. A. Friedman's Iron Works, Jelliff avenue; Manhattan Iron Works, South Eleventh street; Katchen and Rabinovitz, Norfolk street; B. Katchen's Iron Works, South Fifteenth street; Central Iron Works, Lewis street; Essex Iron Works, Thirteenth avenue; Uptown Iron Works, Broom street; Samuel Ackerman, Prospect Place; West Side Iron and Steel Works, Waverly avenue; Henry Gottlieb, West street; Ezriel Goldberg, Hunterdon street; John H. Pierson's Iron Works, Bergen street, and Michael Peck's Iron Works, South Sixteenth Street. The employers, without exception, refused to consider the demands submitted by the strikers, and proceeded to organize a protection association to combat the workmen's union. The union met this

move of the employers by a threat to call out, in a sympathetic strike, all the union men employed in the allied trades, and thus bring all the contracts on which the bosses were then working, to a standstill. The first and only really serious outbreak of violence that occurred during the strike took place at the Manhattan Iron works, on Thirteenth avenue. A crowd of about fifty strikers visited the plant, and finding some guards on duty about the place, showed resentment for the menace suggested by their presence, which took the form of smashing windows and doors with bricks and other missiles which they hurled against them. Police help was called for by the shop officials, and several officers were hurried from the nearest station to the scene of disturbance. On seeing the police coming rapidly toward the works in an automobile, the riotous strikers fled, but three of them were overtaken and made prisoners by the pursuing officers. The names of these men are: Isadore Zolofsky, 19 years old; Paul Namowitch, 24 years old, and Morris Lefkowitz, 19 years old. They were all held for further hearings on a charge of "loitering" and "disorderly conduct," but released on bail the following day. On July 28th, three of the firms involved in the strike yielded to the demands of the union and signed agreements to that effect, which were not, however, to become operative until September 1st, 1915, and were to remain in force for one year from that date. Three days later the agreement was signed by all the other firms, and all the workmen concerned in the strike were back in their places. The strike lasted seventeen working days and was successful. The number of men involved was 125, and the wage loss was estimated at \$8,200.

July 17.—Two union carpenters and one painter employed by a contractor on improvements in the Bayonne City Hall, were ordered to cease working because two electricians without union membership cards were engaged upon the work. The non-union electricians were willing to join the local union of their craft, but were not permitted to do so. After a suspension of three days, the non-union electricians were discharged and the carpenters and painters permitted to return to work.

July 17.—Fifteen kiln burners, employed by the Menlo Park Tile Works, quit work because a demand they had made for an increase in their wages of 34 cents per day had been refused. They had been receiving \$1.66 per day, and wanted \$2.00. One of the principal members of the firm addressed the strikers, who had assembled at the works for the purpose of receiving their wages, pointing out to them the folly of making such demands at a time when work was so scarce that employers were hard pressed for the means to keep their people employed. The strikers were so impressed by what was said that all but a few ring leaders, who were discharged, returned to work.

July 19.—One hundred and twenty laborers, employed in the plant of the National Fireproofing Company, at Keyport, struck for an increase in wages, which was refused. On July 24th, all returned to work at the old rates. The strike lasted six days and was a failure. Wage loss, \$1,300.

July 19.—About 150 lathers, members of Lathers' International Union, No. 102, of Newark, quit work on this date to enforce the adoption of a wage

scale, which had been previously submitted by the union men to their employers. The new scale provides day wages and piece prices as follows: Wood lathing, \$3 per 1,000; metal and wire lathers, \$5.50 per day, of eight hours; plaster boards, 4 cents each; stair strings and patching to be done by day work, at \$4.50 per day. All public buildings to be day work at \$4.50 per day, except metal lath, which is \$5.50 per day.

There are about 225 lathers affected by this wage scale, but the employers of 75 of them agreed to the new wage scale as soon as it was submitted, and these men remained at work. The lathers do not, as a rule, work steadily for one employer, but go from job to job, as their services are required. The time lost unavoidably between jobs is, therefore, quite large, and the annual earnings of lathers, notwithstanding their comparatively high wage rates, are not above those of other building trades workmen. One after another the bosses and contractors signed the agreement, and on or about August 2nd, all had done so, and the men returned to work.

The strike lasted, with a diminishing number of participants, for 12 working days, and the wage loss was approximately \$3,500.

July 20.—Eight iron workers, employed by the Essex Iron Works, at Newark, while erecting a fire escape on a building, quit work because a new man, who was the brother of the head of the concern, had been placed at work with them. The employer promptly set new men at work in their places.

July 22.—About 1,000 employes of the Grasselli Chemical Company, at Grasselli, struck for an increase of wages amounting to 15 per cent. The strike lasted less than three hours, and was ended by the company granting the full amount asked for. There was practically no wage loss.

July 23.—Forty union electricians employed at fitting up and equipping the new Public Service Railway power house at Point-no-Point, on the Newark side of the Passaic river, quit work because what they regarded as an unnecessarily large number of the Public Service electricians had been sent to assist them. The strikers were employed by a firm that had contracted for the electric installation, and were paid \$5 per day, while the Public Service electricians, who were not union men, were paid only \$3 a day. The strikers threatened to cause a walk-out of all union workmen on the building if the Public Service men were not withdrawn. A Public Service official explained that the outside electricians were employed on conduit work, and that to install the switchboards at the new plant experienced workmen, familiar with that class of work, were required, so the company sent its own men to look after that part of the work.

As explained by an official of the Newark Local of the International Brotherhood of Electrical Workers: "The strike was called because union men were compelled to work beside Public Service employes who do not carry union cards, and are not bound to the interests of organized labor, a situation contrary to the ethics of unionism."

The union men claim that an agreement entered into by the chief engineer of the Public Service Company and the business agent of the elec-

trical workers, under which the conduit work was to be finished by the union electricians, before the non-union workers of the Public Service Company should be allowed to start the switchboard work, had been violated, in that the latter were permitted to start work before the union men had finished their work and withdrawn from the building. The business agent of the union electricians stated that he had twenty-five men available for the high-tension work on the switchboards, and the company's consent to employ these men would remove the difficulty at once and permit work to go ahead at the new building. This suggestion by the business agent, taken in connection with a plea for support in pushing the interests of union men, made before the Essex Trade Council by the business manager of the union, seemed to suggest a coming demand on the Public Service Company that only electrical workers who are members of the union should be employed by that corporation hereafter.

At the date of this writing (September 14th) the strike was still on, and consequently no account of the terms of settlement or the wage loss can be given here.

July 25.—Fifty longshoremen, employed on the Hoboken pier of the Savannah Line steamships, quit work apparently because of, or in sympathy with the longshoremen's strike in New York, which certain agitators, it was believed, were endeavoring to so extend as to paralyze the shipment of merchandise along the entire waterfront of New York, Hoboken and Jersey City. The longshoremen demanded an increase of wages, and other concessions which did not appeal very much to public sympathy because of a suspicion that the strike was part of a movement in the interest of one of the European belligerents for stopping the shipment of war goods from the ports of the United States. The shipping companies refused to make any concessions to the strikers, but regarding them as out of their employment by their own act, employed other men in their places.

July 26.—Twenty laborers employed by the Bamberger, Chapman Company, contractors, who were building a section of road between Springfield and Summit, struck for an increase of wages and a reduction of working time. The working time had been ten hours per day, and the wages \$1.75. A compromise was effected after about two hours stoppage of work, under which wages were advanced to \$1.85, and work was resumed by the laborers. No change was made in working hours, however.

July 27.—One hundred and forty workmen employed in the factory of the Riegel Sack Company on Communipaw avenue, Jersey City, quit work on this date because of dissatisfaction with the wages they were receiving and also because of alleged harsh and unjust treatment by two foremen under whom they worked. The men left the factory at 7 o'clock in the morning without notifying the shop authorities of their intention and did not make any statement of grievances or demands until late in the afternoon, when a committee representing them visited the main office of the concern in New York City. The strikers were employed as "corders" and "sackers," and the cessation of work by so large a number caused that department to close down.

The firm manufactures cotton and burlap bags for various purposes and employs a working force of 550 persons, of whom 340 are women. On the second day of the strike about 125 operatives of several other departments quit work and joined those who left the previous day, which reduced the force on duty almost one-half. The company officials admitted that several weeks before the strike committees of employes had laid complaints of grievances before them but no attention was given the matter as the policy of the company was against considering demands when presented by or in behalf of a body of employes. In reference to the strike the superintendent of the works stated that "the firm would treat with its working people individually and consider seriously any reasonable request for increase of wages," but he expressed the opinion that "wages throughout the plant are sufficiently high."

An attempt by the strikers to hold a mass meeting in the vicinity of the factory with a view to inducing the operatives still at work to come out was defeated by the police, both mounted and on foot, who patrolled the streets in the vicinity of the works for the purpose of preventing the gathering of crowds. Three women and seven men, all strikers, were arrested for loitering about the works and refusing to move on when ordered to do so by the police. These people were released on bail and the following morning were discharged from custody by the magistrate before whom they were arraigned, who advised them to avoid loitering about the factory and to obey the police when ordered to disperse or move on.

A statement issued by the strikers' committee regarding their dealings with the company in the effort to increase wages asserted that during the preceding three years there had been several reductions in wages on one or another plea which it was alleged had lowered the scale about forty per cent. The average wages throughout the plant were now \$9.60 per week for men and \$5.17 per week for women. The advances in wages demanded on behalf of the strikers were such as would increase these averages twenty per cent. No complaint was made regarding working hours, and in the matter of wages the committee stated that they were asking for only a part of that which had been taken from them during the past three years. The system alleged to be in operation in the factory of fines for trivial or unjust reasons was also denounced and its entire abolition demanded.

A representative of the American Federation of Labor addressed the meeting, at which the strike committee's report was read, advising organization of all the employes of the firm as the best mutual protective measure that could be adopted. The attitude of the company toward its employes was defined in a letter addressed to the strike committee answering the employes side of the case as presented by them at the New York office of the firm on July 22d. The essential part of the company's letter was as follows:

"1. Our company has only one position in the matter of its employes and that is absolute fairness to one and all at all times.

"2. We are willing at any and all times to take up with you as individuals any grievance relating to your work of which you may believe there is cause to complain.

"3. Little can be accomplished by writing letters, and as suggested at our conference, it would be far better to take up any and all matters in person.

"4. We will endeavor to be fair and reasonable in all matters, but should any unpleasantness develop whereby our employes deem it advisable to leave us in a body then let it be understood among all of you that no employe, male or female, leaving by concerted action, will ever again be taken back upon the pay roll of our company.

"Very truly yours,

"THE RIEGEL SACK COMPANY."

A police regulation for the preservation of order in the vicinity of the factory prohibited loitering or marching by strikers within two blocks of the factory. On the advice of counsel this order was disregarded by the strikers and nine of them—seven men and two women—who were found within the forbidden area doing "picket duty" and who refused to withdraw, were arrested by the police. At the hearing in the criminal court it was shown that the "pickets" had acted peacefully throughout, their only offense being the refusal to leave the neighborhood of the factory when ordered by the police to do so. They had made no attempt to coerce or intimidate either the old employes or those who had taken their places and were entirely within their legal rights in endeavoring to persuade them to join in the strike. That being the opinion of the magistrate he dismissed the complaints and discharged the defendants. In the meantime an advertisement for help inserted in the local newspapers by the firm brought to the factory doors a number of applicants for work large enough to fill all the vacant places several times over.

July 27.—Five hundred employes of the Waclark Wire Works at Bayway struck for a reduction in working time from ten to nine hours per day and an increase of twenty-five cents a day in wages. No formal notice of these demands was served upon the managers of the works before quitting. The Chief of Police of Elizabeth, who has jurisdiction over the district in which the works are situated, went to the place soon after the beginning of the strike and addressed the workmen advising the prompt appointment of a committee of their number to lay their complaints before the heads of the firm with a view to securing the earliest possible action for ending the strike. He also warned the strikers and their sympathizers against the commission of any act that might lead to disorder or breach of the peace. On July 31st a committee of strikers laid their newly formulated demands before the managers of the works with the result that some of them were rejected and others agreed to. The company announced its readiness to reduce the hours of labor from ten to nine per day without a reduction in wages, but the strikers insisted on an increase over the amount that had been paid for ten hours. Finally the company agreed to an advance of 10 per cent. in wages, 15 per cent. less than was demanded. This concession seemed to be generally satisfactory to all the native and most of the English speaking foreign workmen, but the ordinary laborers, Polanders for the most part, were not satisfied. Taking the ground that no further concessions could be made, the company announced its intention to close the works up if the terms offered were not accepted. On

August 9th about 100 of the workmen returned to their places, leaving 400 still out, but on August 11th these agreed to accept the terms offered and return to work, which they did the next day.

The strike lasted twelve working days and was successful in that the hours of labor had been reduced from ten to nine per day and wages increased 10 per cent. About 500 men were engaged in the strike and the wage loss was estimated at \$8,400.

No disturbance of the peace occurred during the progress of the strike, and no attempt was made by the company to engage new men.

July 29.—The finishers employed by four Newark hat manufacturing concerns demanded of their employers either an increase of five cents an hour for "plaiting," a process by which hat rims are made stiff and smooth, or the employment by the firm of a man for doing this work, as was the custom, they claimed, in all other shops. The employers agreed to the alternative proposed and thus averted a strike.

July 29.—Nine laborers employed by the Water Department of Camden who worked nine and one-half hours per day, demanded pay for ten hours, and quit work when the same was refused. Other men were promptly engaged in their places and all lost their employment.

July 29.—Twenty laborers employed at digging a cellar for a new cigar factory at New Brunswick, went on strike because an advance to \$2.00 from \$1.75 which they had demanded was refused by the contractor. Other men were engaged in their places and after working one day these also struck for an increase of the same amount demanded by the men whose places they had taken. A new gang was secured after a short delay and work on the excavating was continued.

July 29.—One hundred and twenty-four "chippers" employed in the Crucible Steel plant at Harrison struck for an increase of  $2\frac{1}{2}$  cents per hour in wages. Two days previous the same men made a demand for an increase of  $1\frac{1}{2}$  cents an hour which was granted. The wages were  $19\frac{1}{2}$  cents an hour when the second increase was demanded and the rate aimed at was  $22\frac{1}{2}$  cents. The managers of the plant refused the demand and the "chippers," both day and night gangs, quit work. The strikers engaged a lawyer to conduct negotiations with the managers of the works on their behalf, and after the strike had lasted two and one-half days an agreement was reached under which the men returned to work with an increase of one-half cent, which makes their wages 20 cents an hour.

August 2.—One hundred and five laborers employed by the H. K. Corbin Company on sewer excavation, at Dunellen, struck for an increase of 25 cents per day in wages. They had been receiving \$1.75 and asked for \$2.00 per day, which the contracting firm refused to pay. New men were employed in their places.

August 2.—One hundred and twenty-five men employed by the chemical manufacturing firm of Maas & Waldstein, at Newark, struck for a ten hour work day and wages at the rate of thirty cents an hour. The establishment is run by a day and a night shift working twelve hours each, and the wages

were 25 cents. Next day about one-half of the men abandoned their demands and returned to work. The factory managers began taking on new men which hastened the return of many others in order to save their places. On August 4th, all vacancies were filled and the strike, which was an utter failure, was at an end. The wage loss was about \$400, besides which some twenty men lost their places permanently.

August 3.—One hundred laborers and track walkers of the Erie Railroad, employed in Jersey City and its vicinity, struck for an increase of 20 cents a day in their wages. They were receiving \$1.30 and demanded \$1.50 per day. The strikers in an apparently angry mood gathered about the railroad and as a precautionary measure a call was sent to the nearest precinct police station for the reserves. Their services were not required however as the strikers departed from the terminal when ordered out by the local railroad police.

The strikers were without organization of any kind and before evening of the day following the strike, the places were all filled by new men who gladly took up the work at \$1.30 per day.

August 4.—Twelve laborers who were engaged on the foundations of the concrete bridge that is to cross the Pequannock River between Butler and Bloomingdale, quit work to enforce a demand they had made for an increase in wages. One of these men returned to work a couple of hours after quitting and eleven new men were employed in the places of the others.

August 4.—Three hundred employes of the machinery manufacturing firm of Sloan & Chase, at Newark, struck for a reduction in working hours and a minimum wage rate of 25 cents per hour for unskilled help. A large majority of the skilled workmen remained at their work and refused to join the strikers. The factory was run with two shifts, and the management endeavored to continue doing so with its greatly diminished force. The president of the company refused to recognize the strikers in any way and declared he would discuss matters pertaining to the strike with them only when they had returned to work and become employes of the company again. The strikers demanded an eight hour work day (they had been working ten hours) and a 10 per cent. increase in wages. The president of the company offered a nine and one-half hour day which the strikers rejected. The night shift was thereupon abandoned.

A new union of machinists was formed which took over the management of the strike. Dissatisfaction with the outlook had been growing among the strikers, and a meeting was called for the purpose of discussing the advisability of abandoning the strike and returning to work. This meeting was held behind closed doors and apparently an understanding was arrived at, that there would be no opposition on the part of the union to the withdrawal of such men as wished to return to work, and many did so. In the meantime the president of the company had, through advertising for machinists, secured enough skilled help to man the factory fully. A notice was posted within and without the factory that those of the strikers who failed to return to their places on or before a certain specified date would never be allowed to enter the establishment again.

On August 23rd the strike came to an end with the return of the old employes to their places. The strike lasted eighteen working days, and was a failure. The wage loss was estimated at \$32,000.

August 6.—Ten steamfitters, employed on the work of installing the heating plant in the Grove Street public school, at Elizabeth, quit work because of some dissatisfaction with the sub-contractor—a New York man, growing out of the fact that the local steamfitters, whom, under union rules, he was obliged to employ, were paid only \$4.50 per day, while the New York men, on the same work, were receiving \$5.50 per day. The strike was ordered by the local Trades Council. A meeting of representatives of the general contractor, sub-contractor, the walking delegate of the Union County Trades Council and the business agent of the Elizabeth Board of Education, was held, at which apparently all differences were satisfactorily settled. Work on the school building was resumed immediately thereafter, only to be held up the following morning, when, under orders of the walking delegate, the workmen again laid down their tools and withdrew from the building. Work was resumed on August 12th. Regarding the original difficulty which led to stoppage of work, or the terms on which it was finally settled, nothing could be learned. It appears to have been one of those clashes of interests which occur among members of different unions, which have no relation to the real purposes for which such organizations were formed. The net results, however, were the loss of nine days' wages by ten workmen, and a delay on the school building that might prevent its being ready to open for service after the vacation. The wage loss was estimated at \$400.

August 8.—Eight employes of the S. & Z. Cleaning Company's plant, at Summit avenue, West Hoboken, struck to secure a reduction in working hours and an increase in wages. The concern employs about fifty persons, and representatives of a recently organized union of men engaged in the same occupation at New York, the purpose of which was to reduce working hours and increase wages, had been endeavoring for some time back to form them into an organization for the same purpose.

The demand was for a nine-hour day and wage rates corresponding with those of the New York establishments. Efforts were made by the strikers to prevent the other employes of the firm from going to work, as a result of which several arrests were made. The firm carries on a business of dry cleaning and dyeing. The workmen are almost all Persians. In one week after they quit work new men were employed to take the place of the strikers, who went in a body to an establishment in Philadelphia, in which the same lines of work are carried on. The strike, therefore, lasted six working days, and the wage loss was \$92.

August 8.—About twenty-five plasterers, carpenters, plumbers, masons and steamfitters employed on the new municipal building at West New York, were ordered to quit work by the walking delegates of their respective unions, because the concrete sidewalk about the building was being laid by non-union labor. The sidewalk contractor declined to discharge his men at the dictation of the walking delegates, and the work on the sidewalk went ahead,

while that on the interior of the building remained at a standstill. On the following day, however, the sidewalk contractor, under pressure from the general contractor for the building, receded from his first stand and agreed to finish the sidewalks with union labor, whereupon all the union mechanics returned to work. The strike to prevent non-union men from working was a success, and the wage loss was estimated at \$125.

August 10.—Thirty freight handlers at the American Radiator Company's plant, foot of Forty-ninth street, Bayonne, struck for an increase in wages. They had been receiving \$1.75 per day, and wanted \$2 per day. The strike was settled by a compromise which gave the men an increase, but much smaller than the amount demanded. The strike lasted two days, and the wage loss was \$105.

August 12.—Twenty weavers employed in the Irving Silk Company's mill, at Paterson, quit work because of a cut in the number of picks to the inch, which, it was claimed, reduced their piece price on that particular line of goods one-half cent a yard, but returned to work next morning under an agreement to accept a reduction of one-half of the original cut. There was practically no lost time.

August 12.—Fifty employes of the Alden S. Swan lubricating oil plant, at South Front street, Elizabeth, quit work in support of a demand they had made for an increase of wages, and returned within an hour, after having received satisfactory assurance from the superintendent of the works that there would be a satisfactory settlement of the matter at an early date.

August 13.—Ninety machinists employed in the Wheeler Condensing and Engineering Company, at Roosevelt, struck for an increase of 15 per cent. in wages, a working schedule of fifty hours per week, with fifty-four hours pay for the same, double pay for Sundays and holidays, and a Saturday half-holiday all the year round.

The strike lasted 10 working days and was settled by a compromise satisfactory to both sides. The wage loss, as reported, was \$2,750.

August 13.—Fifty-six employes of the Ransome Concrete Machinery Company's works at Dunellen, struck for a reduction of working time from 60 to 50 hours per week. The men had been promised a readjustment of wages and working time on September 1st, but would not wait. A settlement by compromise was effected and all returned to work. The strike lasted five hours, and the wage loss was \$65.

August 14.—Twenty-five weavers employed in the Sonnenberg silk mill, Paterson, quit work after a demand they had made for an advance of one cent per yard on all goods produced in the mill had been refused. Two days later a compromise was effected with the management, under which the weavers returned to work. The strike, which was partly successful, lasted two days. The wage loss was \$85.

August 16.—One hundred and seventy-five laborers employed in the works of the Goldschmidt Detinning Company, at Chrome, struck for a wage increase of six cents an hour. On August 17 the company agreed to an advance of

three cents an hour, which was accepted as satisfactory, and all returned to work. The strike lasted one day and was partly successful. The wage loss was approximately \$350.

August 16.—One hundred and six employes of the John A. Roebling's Sons Company's works, at Roebling, went on strike because ten men who had protested against a cut in wages were discharged. Efforts made to extend the strike so as to bring out employes of other departments met with no success, and the strikers were notified to vacate and surrender possession of the houses occupied by them, which are owned by the Roebling Company. Some of the strikers were permitted to return to work and others found employment and moved their families elsewhere. The strike was an absolute failure, and a majority of the men who took part in it lost their employment permanently.

August 17.—Twelve painters and decorators engaged in renovating Schools No. 4, 5 and 6, at West Hoboken, were ordered out by a delegate of the painters' union because the boss painters, to whom the contracts were awarded, had refused to sign a bond binding themselves in the sum of \$1,000 to employ only union labor, for a period of one year. The bosses were willing to employ union men exclusively on the work, as required by the terms of their contracts, and also pay the union wage rate, but as none of the contracts involved in the controversy amounted to more than \$500, they were disinclined to submit to the "bond" requirement.

Several of the painters who were obliged to cease working by order of the walking delegate protested to the union against the stoppage of work and also appealed to members of the Board of Education for help in straightening out the tangle between the bosses and the union so that they, and other painters forced into involuntary idleness thereby might return to work. The matter was finally adjusted on terms that permitted the work to go on. The strike lasted five working days and the wage loss was \$180.

August 18.—Forty laborers employed on street paving at Dover, by the Osborne and Marcillis Company, struck for a reduction in working time from 9 to 8 hours per day, together with an increase of wages. All were discharged and their places taken by new men.

August 18.—Fifty employes of the firm of Benjamin Moore and Company, Carteret, manufacturers of whiting, putty, etc., struck for an increase of 25 cents a day in wages, which was granted to them by their employers the following day. The strike lasted about three hours. Wage loss, \$30.

August 18.—Three hundred and twenty men and forty women employed in the works of the Bijur Motor Lighting Company, at Hoboken, struck because of the withdrawal from the works of a foreman favored by the men, whose resignation, it was claimed, had been brought about by ill treatment on the part of the general manager of the plant. Two days after the commencement of the strike, definite demands were formulated by the men and presented to the company. These called for an eight-hour day, a general wage increase of 15 per cent., time and one-half for all overtime, and the reinstatement of all who were then on strike in their old positions.

The company officials warned the strikers that the first attempt at violence of any kind on their part, or through their instigation, would be followed by the removal of the entire plant to one of three cities in the middle West, each of which had offered very attractive inducements to come there.

At a public meeting held in the City Hall on the evening of August 27th, which was attended by the strikers in a body, the president of the company, in the course of an address to the workmen, declared that business conditions at that time were such that neither a reduction of working time nor an increase of wages could be granted by the firm.

This meeting was followed closely by the return to their places of a considerable number of strikers, and steps were taken by the management to secure help to replace those who were still out. The strikers picketed the works with a view to turning strikebreakers away, but the police arrangements were such as to insure the preservation of order. Local No. 351, of the International Machinists' Union, in which a large number of the strikers held membership, published a bitter denunciation of the police force of Hoboken for its activity in this respect and for furnishing escorts to the strikebreakers while traveling between the factory and their homes.

The strike, although nominally in force, showed unmistakable signs of waning vigor from day to day. On September 9th fully seventy-five per cent. of the strikers had returned to work, and on the 16th, the manager of the works stated that the factory was running full time, with ninety per cent. of its ordinary working force on duty. The other ten per cent., he said, included the least efficient element formerly on the pay rolls, and these will be replaced by competent workmen as fast as work can be arranged for them.

The strike, which was a total failure, lasted 21 working days, and the wage loss, as reported, was \$18,000.

August 19.—One hundred and twenty employes of the Corn Products Company, whose works are situated at Edgewater, N. J., struck because a favorable reply had not been received from the company officials to their demand for an eight-hour work day and a wage advance of 15 per cent. Work was resumed after a couple of hours' idleness, under an agreement that conceded the wage increase, but fixed the working hours at nine per day.

August 19.—Sixty men employed in the press room of the Midland Linseed Products Company, at Edgewater, struck on this date for an increase of two cents an hour in wages. Their wages had been twenty-four cents an hour. The demand was compromised on the basis of an increase of one cent, which makes the wages of these men 25 cents per hour.

August 19.—One hundred and fifty laborers employed in the works of the International Phosphate Chemical Company, at Roosevelt, struck after submitting a demand for an increase of 20 cents per day in wages and the reduction of working time from 10 to 9 hours per day. They also demanded that all overtime should be paid for as time and one-half, excepting Sundays and holidays, which should be paid for as double time. The head officers of the

company, at its New York office, offered in settlement a wage increase of 10 cents per day; time and one-quarter for ordinary overtime, and time and one-half for all work done on Sundays and holidays, which was rejected by the strikers. The entire establishment at Roosevelt was closed in consequence of the strike.

On August 23rd two employes of the company on their way to the works, where they were to act as night watchmen during the shutdown, were assaulted and quite seriously injured by a large crowd of strikers. On August 25th, an agreement was reached between the strikers and the managers of the works, under which the men were to receive an advance of 15 cents a day. About ten days before, an increase of ten cents a day had been given to these men, making a total gain of 25 cents per day. The work of this plant is practically all of the unskilled kind, and the wages range from \$2.25 to \$2.50 per day. The strike lasted five working days, and the wage loss was \$1,500.

August 19.—Forty weavers employed in the Redfern Lace Works, at Somerville, struck for a reduction of working time from ten down to nine hours per day, and also for the correction of some objectionable features in the mill administration. On August 25th an amicable settlement of all differences was effected, and the weavers returned to work next day. The strike lasted five working days, and the wage loss was estimated at \$400.

August 20.—Seven hundred male and 20 female employes of the General Chemical Company plants, at Edgewater, quit work after a demand made on their behalf for an increase of wages and a reduction of working time had been rejected by the company managers. About a week previous to the strike the various departments of the works handed in petitions requesting that wages be advanced 15 per cent., and the working time reduced to eight hours per day. They also asked that time and one-half be allowed for all overtime. A small increase in wages was offered, without any concession in the matter of working time, which was rejected by the employes, who went on strike the following morning.

Two days after the walk-out, a band of about thirty strikers attacked and severely beat one man, whom they believed to be a strike-breaker. This assault occurred in Shadyside, North Bergen, and as a result the police of that part of the township took special precautions against similar acts of violence. Several of the attacking party were arrested.

The managers of the chemical plant began to employ laborers from New York City, who were brought to the works by boat. The local police force, with that of North Bergen, was used to its utmost capacity in guarding the chemical plant and protecting the employes from violence at the hands of the strikers, while the Sheriff of the county had made all necessary preparations to take the situation in hand in the event of its getting beyond control by the local authorities. The company had agreed to concede a nine-hour day and an increase of approximately  $7\frac{1}{2}$  per cent. to some of its men, but these concessions were rejected by the strikers.

Invoking a borough ordinance, the chairman of the police committee of the Borough Council warned the strikers that those among them who are

non-residents would have to return to work at once or leave the borough. This order would apply to more than 350 of the 720 strikers. At the same time all the strikers residing in the borough were ordered to keep off the streets. As a precaution against an outbreak, an auto pumping engine, coupled up to a fire hydrant near the works, with lines of fire hose manned by firemen ready to turn on a full head of water, was kept in position day and night.

On August 26th a notice was posted by the company officials to the effect that employes who did not return to work next day would be dismissed, at the same time agreeing to stand by the concessions previously offered. The effect of this was the return of about 200 men to their places. On the evening of the 27th, a general meeting of the strikers voted to accept the terms offered by the Superintendent of the plant. Increases ranging from  $7\frac{1}{2}$  to 10 per cent. were granted to some of the men, but no change was made in working hours.

The strike was said to have grown out of the belief that the company was shipping chemicals to the war zone to be used in making explosives, and the men believing this to be so, thought they should share in the supposedly large profits.

The strike, which lasted seven working days, was not successful. The wage loss was, as reported, \$12,000.

August 20.—Two hundred employes of the Spender-Kellogg oil plant, at Edgewater, struck for a reduction of working hours and an increase of wages. The strike was settled on August 24th, by a compromise submitted by the company, which gave increases of various amounts in the several departments of the works, but in no case were these up to the rates originally demanded. The strike lasted five working days, and the wage loss was approximately \$1,600.

August 22.—Forty-three men, some carpenters, the others pipe fitters, employed in the Nixon Nitration Works, near New Brunswick, quit work because the proprietor refused to discharge some non-union carpenters, and also declined to reinstate two pipe fitters, whom he had discharged for endeavoring to instigate a strike at the plant. All the strikers were discharged and replaced by new men.

August 23.—Seventy-five laborers employed in the Bowker Fertilizing Works, at Elizabeth, refused to start work on the morning of this date until assured that a readjustment of working time and wages, which had been promised by the managers of the company, was made. On receiving assurance from the superintendent that the matter would be attended to without further delay, all took up their usual work. There was no lost time.

August 24.—Seven bricklayers, four plasterers, two laborers and four plumbers, all members of unions, were ordered from work on buildings at Hillcrest avenue, Trenton, because non-union carpenters were employed by the contractor for carpenter work. The bricklayers, plasterers and laborers were employes of another firm, and in quitting work as they did violated an agreement entered into by them with the Master Builders' Association for

the submission of all disagreements to arbitration and the prevention of strikes, particularly those of a sympathetic kind. The Executive Board of the Bricklayers' International Union ordered the strikers to stand by the terms of the agreement and return to work, which they accordingly did on September 2nd. The plumbers also resumed work. The strike lasted six working days, and the wage loss was \$425.

August 24.—Two hundred employes of the Warner Sugar Refining Company's plant, at Edgewater, struck for an increase of wages and reduction of working time.

August 26.—Fifteen coal passers employed at the Erie Railroad coal chutes, Jersey City, went out on strike for a shorter work day and an increase of wages. They had been working ten, and at times, twelve hours per day for wages ranging from twelve to thirteen cents per hour. The strikers demanded an eight-hour day and a wage rate of 17½ cents per hour. On the following day, eighty men employed at the same work in the Shadyside yards of the Erie Company, at Edgewater, also quit and submitted the same demands, regarding working time and wages, as were advanced by the Jersey City men.

Steps were immediately taken to fill the strikers' places, with the result that there were several riotous outbreaks at the Jersey City yards. A large force of railroad guards was posted about both yards and the laborers employed to take the places of the strikers, who were all discharged, received full protection.

August 26.—Two hundred and eighty-four employes of the N. K. Fairbank Company's factory, at Guttenberg, struck for a reduction of working hours and an increase of wages. The demands were for 9 hours per day, instead of 10, which they had been working, and an increase of 15 per cent. in wages. The company manager offered a wage advance of 7½ per cent., but no concession in the matter of working time. After holding out for six working days, these terms were agreed to and all returned to work. The wage loss was, as reported, \$3,450.

August 30.—Twenty-nine weavers, 26 men and 3 women, employed in the mills of the Miller and Kaltz Company, at Paterson, struck on this date for an increase of 15 per cent. in piece prices. This rate for the piece workers would amount to an advance of one cent per yard on goods woven, and a half cent to every four picks. The strikers claimed that prices in their mill were lower than elsewhere in Paterson, and asserted that men with families to support were working there for \$8 and \$9 per week. The firm, replying to this and other assertions reflecting on conditions in their mill, stated that an increase of three-quarters of a cent a yard was given to the weavers only three weeks before the strike, and that the weavers seemed thoroughly satisfied at the time. Some of the operatives, it was claimed, were earning \$19 and \$20 per week weaving crepe de chine on two looms, and on the plain silk looms, wages averaged \$12 per week. The strike, which was successful, lasted three working days, and the wage loss was \$300.

August 30.—One hundred and sixty-two male and 38 female employes of B. T. Babbitt, Inc., soap manufacturers, at North Bergen, quit work to enforce demands they had made for a reduction of working time and an increase of wages. A committee representing the employes waited upon the firm at 9 A. M., and submitted demands which, in the judgment of the latter, would add fully 38 per cent. to the labor cost of production. The committee stated that if a favorable answer was not received by 12 o'clock that day, a strike would be declared. The firm was unable to meet the demands, and within an hour after the time limit fixed by the committee, the employes quit work.

On the following day the firm agreed to reduce the working time from ten to nine hours per day, without reduction of pay, and work was resumed by all on that basis. The strike lasted one and one-half days, and the wage loss was \$450.

August 30.—Coal handlers employed at the Hoboken docks of the New York, Susquehanna and Western Railroad struck for an increase of wages. Their places were taken by new men.

August 31.—Some quarrymen employed in a stone quarry at South Orange struck for an increase of wages, but abandoned the demand and returned to work next day. They had been receiving \$1.80 per day, and wanted \$2.00.

September 1.—Three hundred employes of the American Cottonseed Oil Company, at West New York, struck for a reduction in working time and an increase of fifteen per cent. in wages. The company officials offered an increase of  $7\frac{1}{2}$  per cent., and at the same time notified the strikers that if this offer was rejected the works would be closed for an indefinite time. The conduct of the strikers was so threatening from the beginning that a force of ten policemen was detailed to protect the works day and night. After having been idle six working days, the company's offer of a general increase of  $7\frac{1}{2}$  cents was accepted, and all returned to work.

September 1.—Thirty brass finishers employed in the works of the Jordan L. Mott Company, at Trenton, struck because of being changed from day work to piece work. The price fixed for the work was claimed by the strikers to be so low that under them the day wages, to which they had been accustomed, could not be earned. This being the case, they decided to hold out until either more money is paid for the piece work, or the day-work system is restored. Two days later a conference between the strikers and the superintendent of the works was held, at which terms of settlement satisfactory to both sides were agreed upon, and the men returned to work. The strike lasted three days, and the wage loss was estimated at \$300.

September 1.—About 2,000 carpenters, all members of local unions under the jurisdiction of the Newark District Council of the United Brotherhood of Carpenters and Joiners, stopped work on this date to enforce a demand they had made for an increase of fifty cents a day, which would make their wages \$4.50, instead of \$4.00, as formerly. On the first day of the

strike, a sufficient number of employing carpenters had signed the agreement to permit the return of about one-quarter of the number that had gone out. Other employers followed their example, and on the evening of the 7th, a meeting of the bosses was held at which it was decided to withdraw all objections to the increase demanded by the journeymen, and the new wage rate was adopted accordingly. The strike, which lasted six working days, was practically ended on September 8th. Comparatively few of the carpenters were idle during all of this time, as beginning with the first day of the strike and continuing to the final day, large numbers of the carpenters were following each other to work, so that toward the end not more than ten per cent. of the total number concerned in the beginning were still unemployed. The most careful estimate that could be made indicates an average loss of one day's wages for each of the 2,000 men engaged in the strike, which at the old wage rate (\$4 per day) would amount to \$8,000.

September 1.—Thirty-eight die and tool makers employed in the works of the New York Standard Watch Company, on Communipaw avenue, Jersey City, quit work because of a refusal by the manager to meet a committee representing the employes who wished to submit a request for a reduction of working hours and a moderate increase in wages. The men claim that the Standard Company is the only concern of the kind in the country that still maintains a fifty-nine hour week. The strike was confined to the tool and die makers, and did not extend to other departments of the factory, in which upwards of 1,100 persons were employed. No concessions were made to the strikers, and some returned to work on the old terms, while others found employment elsewhere.

September 3.—One hundred carpenters and laborers employed on the erection of workmen's houses at Haskell, for the du Pont de Nemours Powder Company, went on strike for an eight-hour work day, instead of one of ten hours, which they were then working. On the following morning all returned to work on the old schedule of hours, and two non-resident walking delegates, who were active in the agitation leading up to the strike, were placed on a train by the village police and sent away. The wage loss was about \$275.

September 10.—A number of spinning boys and weavers employed in the Raritan Woolen Mills, at Somerville, went on strike for an eight-hour work day and an increase in wages. The mill was engaged in the production of cloth for one of the European belligerents and was working overtime. Strangers, alleged to be secret agents of one of these persons, were regarded as responsible for the strike, as they frequently addressed crowds of the mill operatives as they came from work, the purpose, in the opinion of the mill officials, being to cripple the plant and check its output. The spinner boys who began the strike were receiving \$1.25 per day, which they wanted advanced to \$1.75. Seven hundred employes of the mill were thrown out of work by the strike. Seventy-five per cent of the mill operatives are foreigners. Three days after the strike was begun a large number of the workers had returned, and four days later, a ten per cent. advance in wages

to continue while the war orders last having been agreed to by the firm, all the others resumed work. The strike lasted five days.

A distressing incident of the strike was the death in his office of the mill superintendent, who was said to have died from a weakness of the heart, brought on by excitement caused by the strike. The wage loss was estimated at \$2,500.

September 13.—Three hundred and fifty weavers and other employes of the Summit Silk Company's plant, at Summit, struck on this date against a reduction of half a cent a yard on the goods to be turned out, and the institution of a fining and premium system, both of which they stigmatized as "iniquitous." One hundred and fifty weavers employed on the night shift of the mill had declared their readiness to join the strike of the day force.

The Mayor of Summit, assisted by some other citizens, took up the matter with the company on behalf of the operatives, and secured a settlement based on the withdrawal of the order reducing prices and establishing the premium system, which the operatives regarded as merely a plan for stimulating production, so that the comparatively high wages earned by a few might stand on the record as a justification for cutting down prices. The strike lasted one day, and the wage loss was approximately \$600.

September 13.—Six truck drivers employed in the foundry of George Hollerieth, on York and Colgate streets, Jersey City, struck for a reduction of working hours and an increase of wages. Some iron moulders employed in the same place also quit work in sympathy with the drivers. The demands of the drivers were granted and all returned to work except one man, who was discharged, not, as explained by the employers, because of his connection with the strike, but for other reasons involving a violation of trust. A renewal of the strike followed a refusal to reinstate this man. New drivers were employed to take the places of the strikers, and it was deemed prudent to have the trucks in their care guarded by mounted police for several days.

September 13.—Strike of Laborers at Elizabeth.—One hundred and thirty laborers employed in the Moore Brothers' foundry and machine shop, at Elizabethport, struck for an increase of wages. The pay of a majority of these men was \$1.60 per day and the amount demanded was \$2.50 per day. Strikes of unskilled labor in several other establishments at Elizabeth and Elizabethport followed at the Moore Brothers' plant the next day. These were: The A. F. Brown Company, machinists and founders, at Elizabethport, where 50 laborers, whose wages ranged from \$1.60 to \$1.80 per day, struck for wage rates as follows: Machine men, \$2.50; helpers, \$2.25, and common laborers \$2.00 per day, and the Elizabeth Tanning Company, at Elizabethport, where 50 employes struck for a nine-hour work day, 10 per cent. increase in wages, and time and a half for all overtime. The tanners had been working fifty-five hours per week, ten each day, except Saturday, when the limit was five hours.

About two weeks previous to these strikes, Moulders' Union No. 81, having jurisdiction over all iron foundries in Union and Middlesex counties, served

notice on all employes of union moulders that wages must be increased 25 cents per day, beginning September 15th. There were, therefore, two reasons for apprehending a stoppage of work by practically all moulders in Elizabethport foundries—first, a refusal to pay the increase of 25 cents per day in wages demanded by the union, and second, their inability to continue work without the laborers, who were on strike.

The striking foundry laborers organized a union of their own under the jurisdiction of the American Federation of Labor, to be known as the "Moulders' Men Helpers and Crane Workers' Union."

Immediately following these strikes, local socialist leaders became very active in urging the adoption of plans for extending the strike to every industrial plant in Elizabeth and Elizabethport, and if possible closing them up. Day and night meetings were held in halls nearest to the center of the strike district, and nothing that the socialistic propaganda could do to extend the strike area was left undone. These efforts were not without results, although they fell far short of those aimed at by the agitators. Seventy-five employes of the American Enameling Company struck on the 14th, demanding an increase in wages from \$1.85 to \$2.00 per day. This, the firm at once refused to grant. The only disorder that had thus far occurred was at the Linden Tannery, where a striker threw a brick through a window. When the police attempted to arrest him they were resisted by five other men, all of whom were taken into custody on the arrival of the reserves who had been summoned. Three strikers were arrested near the plant of the American Enamel Company for assaulting two men employed in that establishment who refused to join in the strike.

One hundred laborers of the Samuel L. Moore Sons Company, machinists, at Elizabethport, struck after the works had been visited by a large number of other striking laborers, who marched by the plant in the morning, many of them accompanied by their wives and children. After the departure of the laborers, it was found necessary to close down the entire plant, which added upwards of 200 men to the number already idle. On the same day 180 laborers employed in various capacities in the yards of the Central Railroad Company of New Jersey, at Elizabethport, presented demands for an increase of twenty-five cents an hour in wages and time and one-half for all overtime. These men were receiving 20 cents an hour, and worked ten hours a day. Immediately after the walkout, the railroad men formed an organization to be known as the Freight Handlers' and Transfer Men's Union.

Some of the agitators, intent on extending the strike, asked the authorities permission to address the Singer Manufacturing Company's employes as they came from the factory at the noon hour, but were refused. On September 15th, a compromise was effected between the Linden Tannery Company and their employes, under which the latter were given the wage increase demanded (10 per cent.), but reduction of working hours and higher pay for overtime were refused. Seemingly satisfied with this concession, the workmen abandoned the strike and returned to work.

Advisors of the several groups of laborers on strike were unremitting in their efforts to persuade the skilled workmen employed in the same es-

tablishments to join them, and sought to encourage their followers to persevere in their fight, with the assurance that they were about to do so. The moulders were said to be ready to join hands with the striking laborers of their shops, because of the belief that a wage increase demanded by them some time before the beginning of the strike had not been thus far, and probably would not be granted by the employers. All uncertainty regarding the attitude of the moulders was, however, removed by a statement of the president of the union to the effect that the wage increase had been granted, and was to go into effect on November 1st, and that, therefore, not a single moulder in the jurisdiction covered by Moulders' Union No. 81 would take part in the strike. Practically all the moulders in the Elizabethport shops were idle at the time this statement was made, because of the absence of the laborers.

On the 17th, about 240 machinists, tool makers and laborers employed in the Watson-Stillman plant, at Aldene, quit work after having submitted demands for a 10 per cent. increase in wages and an eight-hour work day. The strike was a severe blow to the concern, which was being run with day and night shifts, and the entire plant was closed.

On September 21st the last accession to the ranks of the strikers was gained when 100 employes of the Jenkins Rubber Company's works, on Magnolia avenue, Elizabeth, quit work without making any demands on their employers, or giving any reason for their action. Agitators had been at work for some time back trying to bring about a general strike in the great establishment of the Singer Sewing Machine Works, at Elizabethport, in which upwards of 7,000 men are employed. The propaganda was vigorously carried on in public halls, where nightly meetings of strikers were held, at the factory gates or other points at which large numbers of employes could be halted and held for a brief period by agitators, while on the way to or from the factory. Rumors of an impending walk-out pervaded the entire works, but the first indication that such a movement was about to assume a definite form was the submission to the factory managers of demands for a re-arrangement of working hours and wages, signed by twenty-four employes of the Machine Inspection Department. Twenty-one of these men were promptly discharged, and as the strikers from other shops were beginning to return to work in large numbers, unconditionally for the most part, the strike propaganda, as regards the Singer works, came to an abrupt end.

The establishments involved in the strike and the number who took part in it from each of them were:

Moore Brothers' Foundry and Machine Company.....	130
A. F. Brown and Company.....	50
Linden Tanning Company (Elizabeth branch).....	50
American Enameling Company .....	75
Samuel L. Moore Sons' Company .....	200
Central Railroad Company of New Jersey.....	180
Watson-Stillman Company .....	240
Jenkins Rubber Company .....	100

The total number of men who voluntarily took part in the strikes in the above-named establishments was 1,025, and the number forced into idleness in

consequence of the strikes was estimated at 600. A large majority of the strikers were laborers, and an even greater proportion of those who were obliged to cease working on account of the strike, were mechanics who could not work to advantage without laborers.

September 21st marked the high tide of the strike; the fever for joining the movement, which was more or less noticeable in practically all the factories of Elizabeth and Elizabethport, had subsided; the agitators had ceased their activities and a general movement for the recovery of the employment they had so recently abandoned manifested itself without opposition on all sides. The first of the strikers to return were the Central Railroad men, about two-thirds of whom resumed work on September 20th, with a 2 per cent. increase in wages, and three days later all had returned on the same terms. The laborers of the Moore Brothers' Company, the Samuel L. Moore Sons' Company and the A. F. Brown Company, had been returning to work in small groups daily until the 24th, when all were back in their old places without having gained anything. The tanning company effected a compromise with its men in the early days of the strike, which interfered but little with their work. With the exception of the Watson-Stillman Works, at Aldene, and the Jenkins Rubber Works, at Elizabeth, the concerns affected by the strike were again in full operation on the morning of the 27th. The employes of both these firms insisted on their first demands for a shorter work day and higher wages, and refused consent to any modification of them. Both groups of workmen asked for an eight-hour day and a wage increase of ten per cent. The Watson-Stillman Company offered an increase of two cents an hour, but determinedly refused any further concession. The workmen on their part declined to recede from their original demands. The situation remained unchanged, neither side willing to recede from its position until on October 2nd, the company offered to make the wage increase two and one-half cents an hour, instead of the two cents formerly tendered. This was in turn rejected by the workmen. The company thereupon announced its intention to declare the places of its old employes who had not returned to work on Monday, October 4th, vacant, and employ new men to fill them.

The Jenkins Rubber Company workmen, finding themselves unable to obtain any concessions, requested the Mayor of Elizabeth to take their demands up with the company as mediator between both parties. This the Mayor agreed to do, and representatives of both sides were invited to, and did attend a conference at his office. The company was represented by one of its officials, and the workmen by a committee of three. The company representative submitted a schedule of wages paid by the concern, showing that boys employed in the plant were paid \$1.00 a day, and that the wages of men range from \$1.60 a day up. The Mayor, taking the ground that \$1.60 a day is not a living wage, suggested a compromise on the part of the company with the workers, whereby all men at that time receiving less than \$2.00 a day should be raised to that amount, providing the demands of the others were waived. This proposition met with the approval of the workmen's committee, but was rejected by the company's representative, who stated that his instructions were to make no concessions whatever to the strikers. The

Mayor thereupon advised the men to go back to work and wait for a better time to renew the struggle.

At the time of this writing (September 30th) the issues involved in both of these strikes were still undecided and both firms were endeavoring to secure new men in the strikers' places.

This series of strikes began on September 13th, and, with the two exceptions referred to above, lasted, with some fluctuations in the number of men involved, until the 27th of the same month. The greatest number of actual strikers out at any one time was 1,025, and the number of workmen forced into idleness in consequence of the strike was 600. The number of working days idle was twelve; the strikers' wage loss was approximately \$20,000, and the wage loss of those who were unable to work because of the strike—practically all skilled mechanics whose wages average \$3 a day—was estimated at \$18,000, making a total wage loss of \$38,000, and practically nothing gained.

These strikes were conducted without disorder of any kind excepting only the slight outbreaks at the tannery works, already noted, and the ordinary police force of the city of Elizabeth was found sufficient to preserve order.

September 15.—Six hundred longshoremen employed on the docks of the West Shore Railroad, at Weehawken and West New York, struck for an increase of five cents an hour in wages. They were being paid 20 cents, and wanted 25 cents an hour. They also demanded double pay for overtime. The freight agent, on whom the demand was made, stated that he had no authority to pass upon it, but promised to place the matter before the proper officers, advising them, meanwhile, to remain at work until these had time to act on the demands. After a short consultation the entire day gang of 400 men quit work at 3 o'clock, and the night shift of 200 men quit also when told of the situation. On the following day about 200 Hungarian freight handlers quit work on the Lehigh Valley docks at Jersey City, demanding 25 cents an hour for the ordinary day work, 30 cents for overtime, and 37½ cents for work on Sundays and all holidays, including those peculiar to their own nationality and religion, which occur very frequently. The entire force (about 200) of freight handlers of the Baltimore and Ohio Railroad, at its Staten Island docks, quit work, as did also 100 employes of the Central Railroad of New Jersey, at the Port Johnson coal docks, Bayonne. About 50 strike breakers sent from New York to the West Shore Railroad piers, at Weehawken, joined the strikers on their arrival. None of the railroad companies affected by the strike offered any concessions, and all promptly proceeded to employ new men, who were placed at work under police guard on the various docks and transfer yards abandoned by the strikers.

The next group of workers to join the strike movement was about 100 car cleaners employed in the Communipaw terminal of the Central Railroad of New Jersey, and these were quickly followed by a like number (100) of trackmen in the employ of the Lehigh Valley Railroad. No wage demands were made by either of these groups of men, and the only reason assigned

for their action was sympathy with the freight handlers. On the 21st, 500 freight handlers in the yards of the Pennsylvania Railroad, and 200 in the yards of the Lehigh Valley Railroad, quit work without having assigned any reason therefor, except sympathy with the West Shore and Central of New Jersey men, who quit on September 15th. The movement spread to the laborers along the Jersey City docks, who were employed at loading Atlantic steamships until about 2,000 men were idle. Very few freight handlers remained at work in the Erie yards, where upwards of one hundred cars, many filled with perishable goods, were waiting to be unloaded. New men were employed by all the transportation and transfer companies, but the quantity of freight they succeeded in moving was small compared with that which was coming in. The strikers were mostly subjects of one of the belligerent powers engaged in the European war, and while demanding an increase of wages the real reason for striking was believed by many to be their unwillingness to handle freight destined for use by the enemies of their native country.

The Director of Public Safety, who is in charge of the police department of Jersey City, notified all the railroad authorities that special guards or strikebreakers in their employment would not be tolerated, and that if any such appeared at the docks or freight yards they would be arrested and sent out of the city. Disregarding the protest of the commissioner, the companies proceeded to fill the strikers' places as rapidly as possible, doing so being the only means by which the vast quantities of perishable freight accumulated on the docks and in the yards since the strike was begun, could be started moving. Freight handlers only were employed, and ample police protection being furnished by the municipal authorities, none of the companies found it necessary to engage private guards.

On the morning of September 21st, 400 freight handlers at the Pennsylvania Railroad yards, at Greenville, and 800 at the Harsimus Cove yards of the same company, at Jersey City, quit work and joined the strike. The action of these men brought the shipment of freight in the Jersey City yards to a practical standstill. On the same day several hundred of the Central Railroad of New Jersey men, who were among the first to go on strike, returned to work. About 200 men employed in the Croxton (Marion) yard, of the Erie Railroad, quit work also. These men had been paid on a tonnage basis and demanded instead, a flat rate of 25 cents an hour. This rate was finally settled on by the Pennsylvania men, who demanded also 35 cents an hour for overtime, and 50 cents an hour for working Sundays and holidays.

The Director of Public Safety addressed another letter of protest to the companies against the employment of strike-breakers sent out by certain New York agencies, many of whom, he asserted, "were ex-convicts and thugs known as gun-men, who hire themselves out in the capacity of guards and strike-breakers, not only because such work offers higher pay, but also because during times of labor troubles and the disturbances which accompany them, their opportunities to plunder and commit other lawless acts under the guise of protectors of corporation property are great, with little danger of detection."

A large number of the strikers joined in forming an organization of the American Federation of Railroad Workers, and in the character of union men sought a conference with the Pennsylvania Railroad officials, with a view to bringing about a settlement of the strike, but without success, as the railroad representative utterly refused to recognize the union, or to enter into any discussion of the strike situation until the men had returned to work, which they refused to do.

On September 20th, practically all the freight handlers of the Central Railroad of New Jersey who were out on strike returned to work under a promise that their demand for an increase would be considered. The Lehigh Valley men returned under an agreement that overtime should be entirely abolished, and that time and a half be allowed for all work on Sundays and holidays. The Erie men returned on September 30th, under an arbitration agreement. The other companies offered practically the same terms, that is to say, a promise to consider grievances after their men had gone back to their old places, but the men refused to abandon the strike. About 300 of the freight men at the Waverly transfer yards of the Pennsylvania Railroad quit work on September 30th and cast their lot in with the other strikers. The companies whose men were still out were making rapid progress in the matter of filling their places. Some of the new men came from New York and Newark, but a large proportion, probably a majority, were drawn from the small towns and villages traversed by the several railroads. About the end of the first week in October, the railroad officials regarded the freight situation as not far from normal, and the strike at an end. The idle men, however, encouraged by their union, regarded it as still on, and continued, but with slowly diminishing vigor, to picket the yards and docks where their successors were employed.

The strike began on September 15th, and the number of men engaged in it, for varying periods of time, was 3,200, about one-half of which number appear to have permanently lost their places. The wage loss up to October 14th was, by conservative estimate, \$120,000.

A noticeable feature of this strike was the fact that no private guards or watchmen were employed by any of the companies, and that there was no serious outbreak of disorder in any part of the wide territory in which it occurred. The uniformed police forces of the municipalities affected by the strike were found to be equal to all requirements.

September 16.—Forty weavers employed in the silk mill of Samuel Sonnenberg, of Mill street, Paterson, struck for an increase in prices of two cents a yard on all goods. Eighteen weavers employed by Louis Gessler in the same building struck in sympathy with the Sonnenberg men. The weavers claimed that at the prices being paid in the Sonnenberg mill the most expert weavers could earn no more than \$8 a week, while the mill owner asserted the weavers were earning \$15 a week. The strike was ended on or about September 25th by a compromise which gave the weavers an increase of one cent per yard. The strike lasted eight days, and the wage loss was \$730.

September 16.—Eighty laborers employed on the Port Johnson coal docks, at Bayonne, struck for an increase in wages, an eight-hour work day and time and a half for all overtime. Two days later the men returned to work on the assurance that wages would be increased five cents per hour. The other demands were abandoned. The wage loss was \$360.

September 20.—About 300 employes of the Standard Underground Cable Works, of Perth Amboy—mostly girls—quit work because of general dissatisfaction with both wages and working time. Four days later the strikers formulated demands which called for a fifty-four hour week, without reduction of pay, and time and a half for all overtime. The company offered the same pay for fifty-two and one-half hours a week, with time and a quarter for overtime, which was rejected. The works were closed on the first day of the strike in anticipation of an extension of the movement, which threw the entire working force of the plant into idleness.

Apparently disappointed by the failure of efforts to end the strike on terms that would bring about a lasting peace, the Vice President and Manager of the company addressed an open letter to the strikers, which was in part as follows:

“Because of the fact that you left the employ of the company without any notice whatever of any grievance, or requesting that any change be made in working hours, and because of the further fact that you had no committee authorized to act for you in any way, I have no means of reaching you all, save through the medium of this letter.

“Early last week, on behalf of the company, I made an exceedingly liberal offer of reduced hours of work, with the same wages as were heretofore paid for longer hours, said pay having already been increased to a fair extent within two months. This proposition involved the payment of a rate per hour, higher than is paid by others for the same class of work and would mean an increase in the wage account per year of \$135,000.

“I am unofficially informed that this proposition has been rejected by meetings composed of, at most, not above a few hundred of the eleven hundred employes of the company. The company is always willing to pay as high a wage rate to employes as is paid elsewhere for the same class of work, and it is always willing to treat with its employes in a spirit of fairness whenever the same spirit is manifested by them, which was not the case in connection with this strike.”

On Monday, October 4th, work was resumed at the plant of the company under a compromise which gave employes the rate of pay demanded for overtime, that is, time and a half, but established the nine and one-half hour work day for five days, and five hours on Saturday.

The number of persons involved in the strike was 1,100, of whom only 300 were voluntary participants; the others were idle in consequence of the works having been closed on the first day of the strike. The strike lasted 10 working days and was partly successful. The wage loss estimated at \$12,000.

September 22.—Three hundred and fifty employes of the Safety Insulated Wire and Cable Company, at Bayonne, struck for a 15 per cent. increase of wages and an eight-hour work day. The plant employs about 600 persons.

On the following day the company offered a compromise proposition, an increase of  $12\frac{1}{2}$  per cent. in wages, and a working schedule of  $9\frac{1}{2}$  hours per day for five days a week, which would be a little less than the equivalent of an eight-hour day for the entire week. The men, however, preferred to work all six days of the week for eight hours. This was agreed to by the company, and the strikers, on their part, accepted the  $12\frac{1}{2}$  per cent. increase in lieu of the 15 per cent. first demanded.

The strike, which was successful, lasted two days. The wage loss was \$1,050.

September 22.—One hundred employes of the Edison Chemical Company, at Silver Lake, struck for an increase of five cents an hour in wages; they had been receiving 20 cents an hour and wanted 25 cents. The company submitted a proposition, which was finally adopted under which the workmen were to be divided into three classes, according to their proficiency at the business. First-class men were to receive 25 cents per hour; the second,  $22\frac{1}{2}$  cents per hour, and the third 20 cents. The latter class comprises the men who have been a short time employed about the yard, while the other classes are of men who have become so experienced in the work as to make them more useful.

Efforts were made by agents of several labor organizations to organize the strikers into a union, but without success. The strike lasted four working days, and the wage loss was estimated at \$850.

September 23.—Twenty electrical workers in the T. A. Gillespie Power Company, at Parlin, struck because a new foreman had been placed over them, and refused to return until the man formerly in charge of their division of the work had been given his place back. The plant was working day and night in three shifts, and Electrical Union No. 358, of Perth Amboy, to which the strikers were attached, threatened to call out the three shifts of electrical workers, thus bringing the entire plant to a standstill. The strikers also complained of unnecessary disagreeable working conditions, which they insisted should be corrected. A mutually satisfactory compromise was effected two days later and all returned to work. The wage loss was estimated at \$160.

September 23.—Seventy-five men and women employed in the glue department of the American Lead Pencil Works, at Hoboken, struck for an increase of pay, but all returned to work next morning on receiving assurance from the manager of the concern that their demands would receive immediate and fair consideration. The wage loss was about \$100.

September 25.—Two hundred employes of the Henry Maurer and Son brick and terra cotta works, at Maurer, quit work on this date without assigning any reason for doing so. No demands of any kind were submitted to the company officials until three days later, when it became evident that dissatisfaction with their wages was the cause of the strike. Practically all the strikers were foreigners and very few of them speak English. On September 30th, all returned to their places with an increase of a cent and a

half per hour in their wages. The strike lasted five working days, and the wage loss was \$1,800.

September 29.—Twenty-five boys employed in the works of the Bayonne Bolt and Nut Company at Bayonne, struck for an increase of wages. The superintendent of the works notified the strikers that if they failed to return to work next day, girls would be employed to operate the machines in their places. The strikers wanted two cents more per thousand bolts, but all went back to work on the old terms. The wage loss was about \$25.00.

TABLE No. 12.  
 Strikes and Lockouts from October 1, 1914, to September 30, 1915.

CAUSES OF STRIKES.	Number of Strikes.	Number of Persons Involved.	Aggregate Number of Days Idle.	Average Number of Days Idle per Employee.	Loss in Wages.	Average Loss in Wages per Employee.	Result of Strikes.		
							Successful.	Partly Successful.	Failure.
For increase in wages.....	59	18,930	172,401	9.1	\$316,356	\$16.71	10	15	34
For increase in wages and reduction in working hours.....	26	5,265	40,760	7.7	105,027	19.95	3	15	3
For increase in wages and recognition of union.....	1	300	25,775	85.9	45,000	150.00	...	...	1
Against reduction in wages.....	7	594	10,856	18.3	37,400	62.96	3	1	3
For increase in working time.....	1	69	207	3.0	500	7.25	...	...	1
For reduction in working hours.....	3	196	315	1.6	740	3.78	...	3	1
Against the employment of non-union labor.....	9	197	3,379	17.2	14,484	73.52	4	3	2
To establish the closed shop rule.....	2	152	10,358	68.1	30,750	202.30	...	2	...
Dispute between unions.....	1	10	90	9.0	400	40.00	...	1	...
Misunderstanding regarding terms of contract.....	2	42	114	2.7	285	6.78	1	1	...
Against piece work.....	2	40	810	20.3	3,870	96.75	...	1	1
Protest against shop regulations.....	1	45	225	5.0	562	12.49	...	...	1
To force the discharge of objectionable foreman.....	2	100	100	1.0	166	1.66	...	...	2
To force the discharge of objectionable employes.....	2	358	21,008	58.9	40,036	111.83	...	...	2
To force the reinstatement of discharged foremen.....	2	170	480	2.8	610	3.59	...	1	1
To force the reinstatement of discharged employes.....	4	145	749	5.2	1,200	8.23	...	...	4
To force the employer to sign agreement.....	1	12	60	5.0	180	15.00	...	1	...
To force the discharge of men latest employed in case of reduction in number of employes.....	1	150	600	4.0	1,350	9.00	...	...	1
No specific reason assigned—general dissatisfaction.....	1	11	22	2.0	73	6.64	1	...	...
Totals.....	127	26,786	288,309	10.7	\$598,989	\$22.40	22	43	62

As shown by the foregoing table, 59, or 47.0 per cent. of the 127 strikes recorded were for increases of wages. The number of wage earners involved in these contests was 18,930, or 70.6 per cent. of the total; the average loss of time per capita was 9.1 days, and the average wage loss per capita was \$16.71. Thirty-four, or 57.6 per cent. of these strikes are shown by the table to have been absolute failures; 15, or 25.4 per cent., were partly successful, and only 10, or 17 per cent., were unqualifiedly successful. The next largest group of strikes—26, was for "increase of wages and reduction of working hours." The number of wage earners concerned in these strikes was 5,265, or 19.6 per cent. of the total; the average loss of working time per capita was 7.7 days, and the average per capita wage loss was \$19.95. Among this group of strikes, 3, or 11.5 per cent. of the total number, were successful; 15, or 58.0 per cent., were only partly successful, and 8, or 30.5 per cent., were absolute failures. Against the "employment of non-union labor," there were 9 strikes, of which 4 were successful, 3 partly successful, and only 2 were failures. The results shown by this group of strikes would seem to indicate that demands of union workmen that tend to circumscribe the liberty of their non-union fellow wage earners are more readily complied with by employers than others which they regard as directly affecting their personal interests, such as wage increases and reduction of working time. Partly offsetting the 26 strikes for reduction of working time, there were seven others, the purpose of which was to bring about an increase of the same. Of these, 3 were successful, 1 partly so, and 3 utterly failed. Of the four strikes for the reinstatement of discharged employes, all were failures.

Tables No. 13 and 14, which follow, show respectively the strikes by occupations, and the localities in which they occurred. The largest number—79, took place in factories and workshops; the next largest—21, in the building and construction industries. Street and railroad laborers were engaged in 14 strikes; freight handlers, 6; teamsters, 5, and linemen and other electrical workers, 2 strikes.

The localities in which the strikes occurred are shown on Table No. 14, by counties, and cities and towns. The last table is a summary which groups the strikes together by counties,

regardless of particular localities, and another showing the strikes by months.

TABLE No. 13.

Strikes and Lockouts by Occupations, for the Twelve Months Ending September 30, 1915.

OCCUPATIONS.	Number of Strikes.	Number of Persons Involved.	Aggregate Number Days Idle.	Average Number of Days Idle per Em- ployee.	Loss in Wages.	Average Loss in Wages per Em- ployee.	Result of Strikes.		
							Successful.	Partly Successful.	Failure.
Operatives in manufactur- ing plants .....	79	17,975	201,111	11.2	\$422,272	\$23.49	12	29	38
Laborers, street, railroad, etc. ....	14	796	1,429	1.8	2,823	3.55	2	2	10
Building and construction workmen .....	21	3,207	9,212	2.9	33,520	10.45	7	6	8
Freight handlers .....	6	4,510	73,170	16.2	126,012	27.94	...	3	3
Teamsters .....	5	233	947	4.0	2,202	9.25	1	1	3
Linemen and Electrical workers .....	2	60	2,440	40.7	12,160	202.66	...	2	...
Totals.....	127	26,736	288,309	10.7	\$598,989	\$22.40	22	43	62

TABLE No. 14.

Strikes and Lockouts by Localities, for the Twelve Months Ending September 30, 1915.

LOCATION.	Number of Strikes.	Number of Persons Involved.	Aggregate Number Days Idle.	Loss in Wages.
Bergen County:				
Edgewater .....	5	1,300	6,960	\$15,114
Fairview .....	1	200	300	450
Burlington County:				
Roebling .....	1	106	530	795
Camden County:				
Camden .....	3	379	2,519	4,343
Essex County:				
Montclair .....	1	30	60	360
Newark .....	12	3,382	40,635	111,779
Silver Lake .....	1	100	400	850
South Orange .....	1	5	5	9
Gloucester County:				
Williamstown .....	1	24	144	180

TABLE No. 14.—(Continued).

LOCATION.	Number of Strikes.	Number of Persons Involved.	Aggregate Number Days Idle.	Loss in Wages.
<b>Hudson County:</b>				
Bayonne .....	9	6,672	46,337	\$101,050
Guttenberg .....	1	284	1,704	3,450
Harrison .....	1	124	310	620
Hoboken .....	6	646	17,847	47,470
Jersey City .....	13	4,951	77,233	136,064
West Hoboken .....	4	50	198	482
West New York .....	4	343	2,785	5,400
<b>Mercer County:</b>				
Trenton .....	3	81	8,692	20,695
<b>Middlesex County:</b>				
Carteret .....	4	1,090	20,875	28,300
Chrome .....	1	175	175	350
Dunellen .....	3	196	168	307
Maurer .....	1	200	1,000	1,800
Menlo Park .....	1	15	15	25
Metuchen .....	2	63	3,243	12,950
New Brunswick .....	2	30	80	125
Parlin .....	1	20	40	160
Perth Amboy .....	2	450	3,450	5,050
South River .....	3	720	2,900	4,775
<b>Monmouth County:</b>				
Keyport .....	1	120	720	1,300
<b>Morris County:</b>				
Butler .....	1	18	36	60
Dover .....	2	115	190	600
Morristown .....	1	40	1,440	3,686
Port Morris .....	1	50	50	88
<b>Passaic County:</b>				
Haskell .....	2	350	1,350	3,475
Paterson .....	7	151	619	1,285
<b>Salem County:</b>				
Carney's Point .....	1	400	800	2,000
<b>Somerset County:</b>				
Bound Brook .....	1	15	90	270
Somerville .....	2	50	240	460
<b>Sussex County:</b>				
Stanhope .....	1	5	5	8
<b>Union County:</b>				
Elizabeth .....	10	1,535	16,830	22,776
Grassell .....	1	1,000	500	750
Hillside Township .....	1	100	100	125
Plainfield .....	1	200	2,400	9,600
Rahway .....	1	11	22	73
Roselle .....	1	240	2,880	8,640
Roselle Park .....	1	12	36	162
Springfield .....	1	20	10	18
Summit .....	2	700	21,350	40,600
<b>Warren County:</b>				
Phillipsburg .....	1	18	36	60
<b>Totals.....</b>	<b>127</b>	<b>26,786</b>	<b>288,309</b>	<b>\$598,989</b>

COUNTY.	Number of Strikes.	Number of Persons Involved.	Loss in Wages.
Bergen .....	6	1,500	\$15,564
Burlington .....	1	106	795
Camden .....	3	379	4,343
Essex .....	15	3,517	112,993
Gloucester .....	1	24	180
Hudson .....	33	13,070	294,536
Mercer .....	3	81	20,695
Middlesex .....	20	2,959	53,842
Monmouth .....	1	120	1,300
Morris .....	5	223	4,434
Passaic .....	9	501	4,760
Salem .....	1	400	2,000
Somerset .....	3	65	730
Sussex .....	1	5	8
Union .....	19	3,813	82,744
Warren .....	1	18	60
Totals.....	127	26,786	\$598,989

The table below shows the strikes of the year classified according to the months in which they were begun:

October .....	3
December .....	1
January .....	6
February .....	3
March .....	5
April .....	7
May .....	11
June .....	11
July .....	15
August .....	35
September .....	29







STATE LIBRARY  
OF  
NEW YORK