

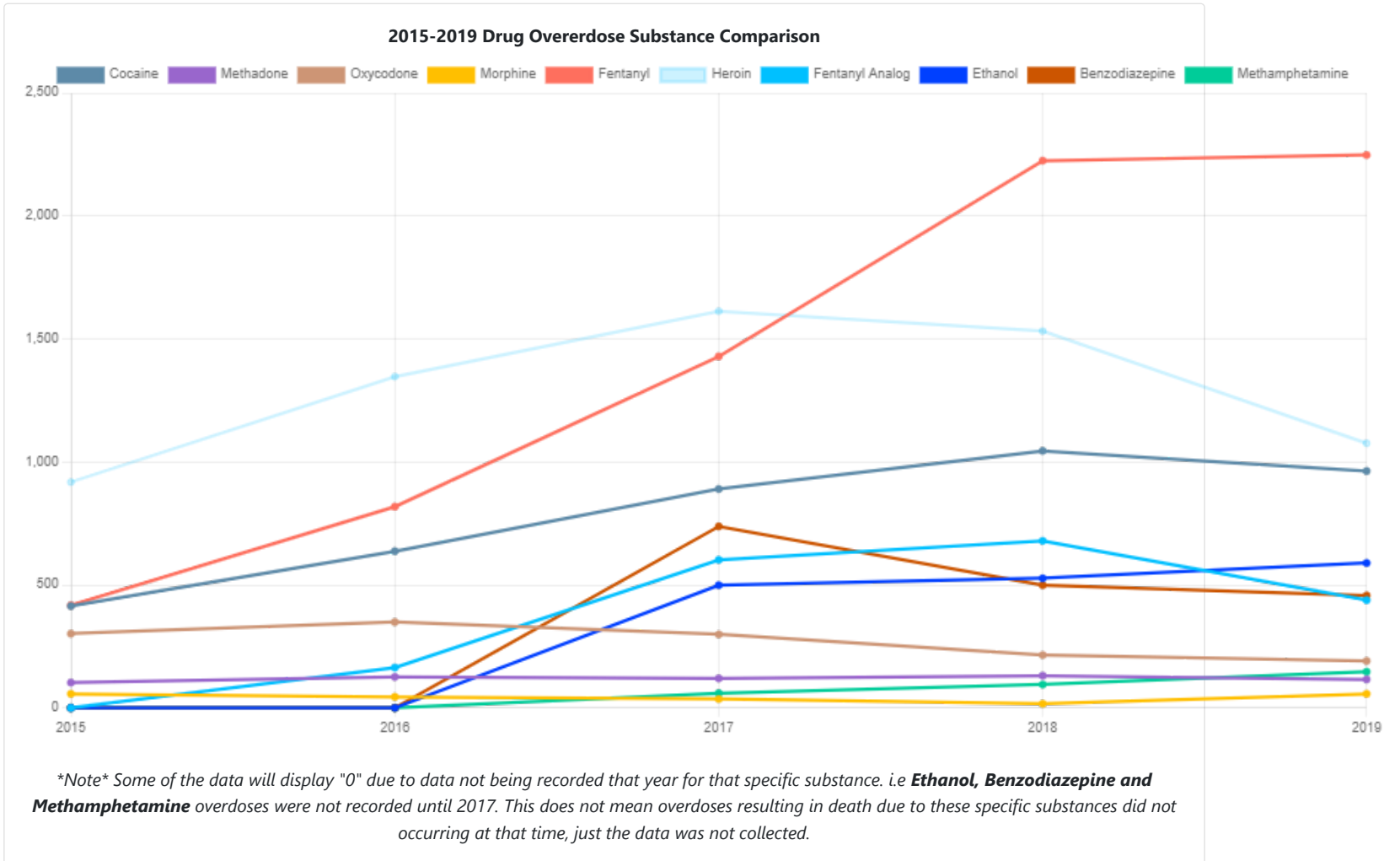


Office of the Chief State Medical Examiner

- Home
- About
- Dashboard
- Reports
- Careers
- Resources

Dashboard

- General CMS Statistics
- Suspected Drug Death Statistics
- Confirmed Drugs**
- Suicide Statistics
- Homicide Statistics



2019

2018

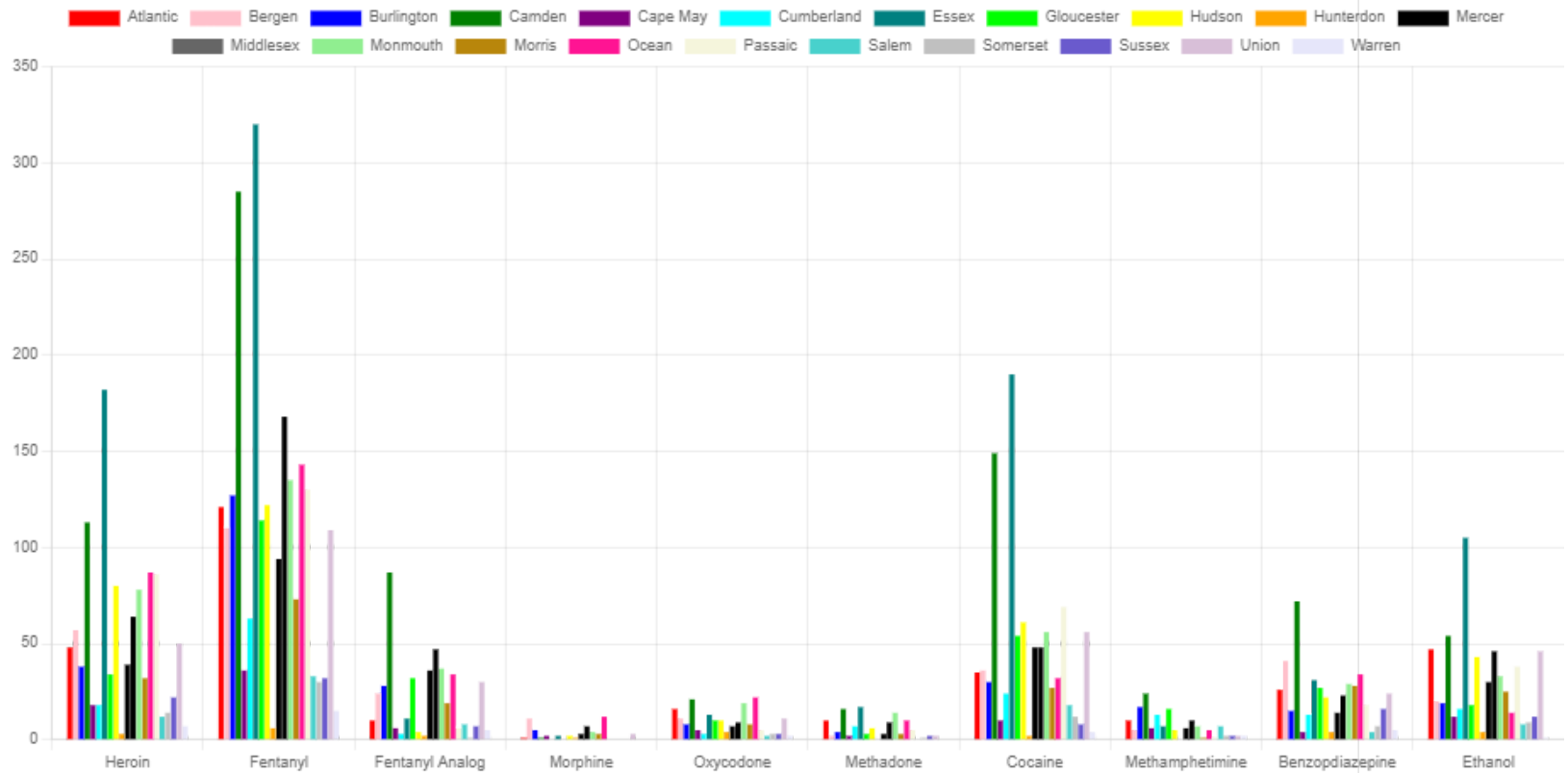
2017

2016

2015

* To prepare these charts, the OCSME conducted an analysis of the decedent's history, death scene investigation, autopsy report and toxicology results on all cases categorized as drug related deaths. Any cases positive for morphine that were found to be likely due to heroin (e.g., illicit drug paraphernalia at the scene, presence of a small amount of codeine in the blood, etc.) were classified as heroin related deaths. All cases positive for multiple drugs were included in each relevant column.*

Confirmed Drug Overdose Substances by County



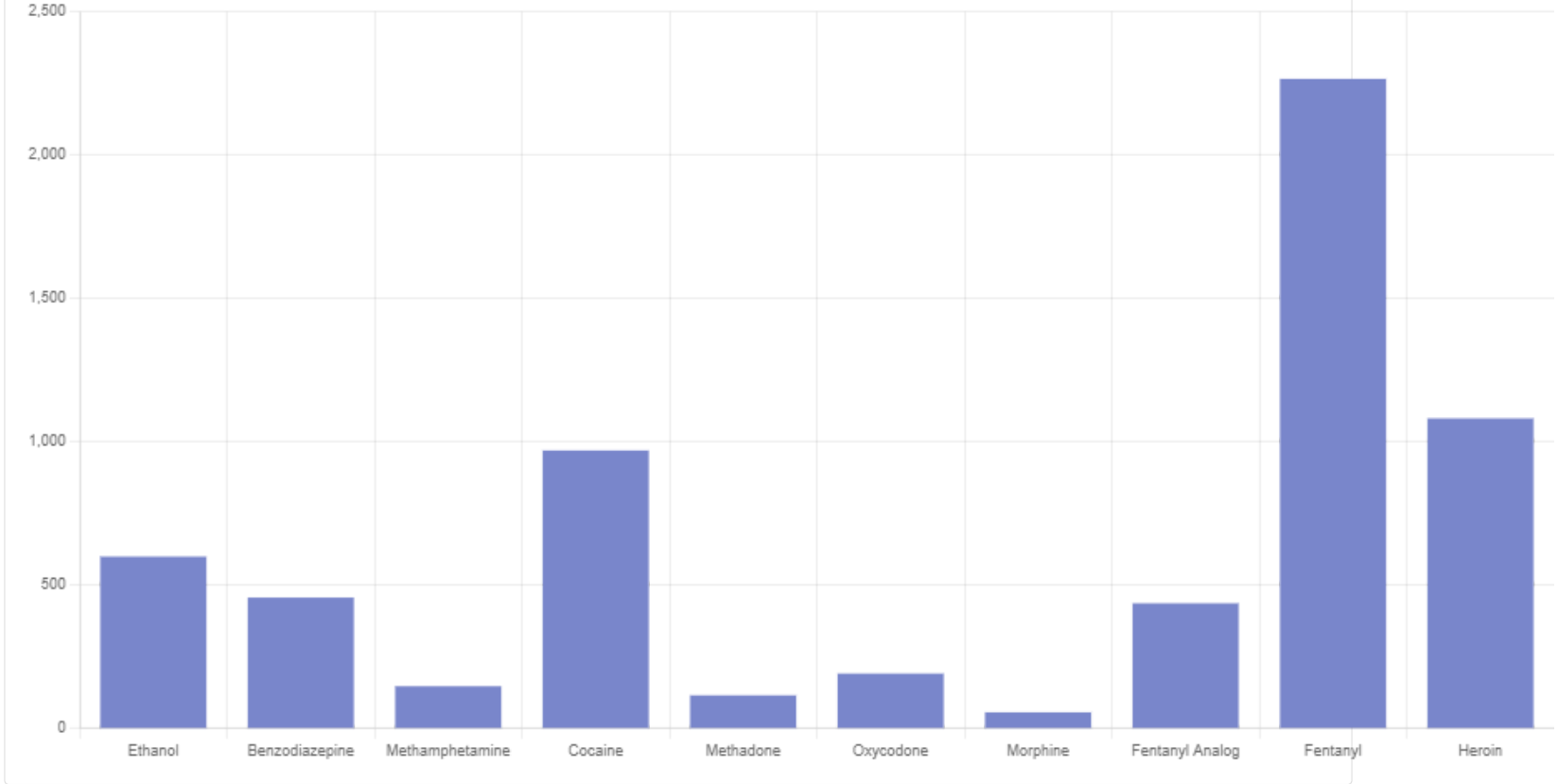


Confirmed Drug Overdose Substances by County

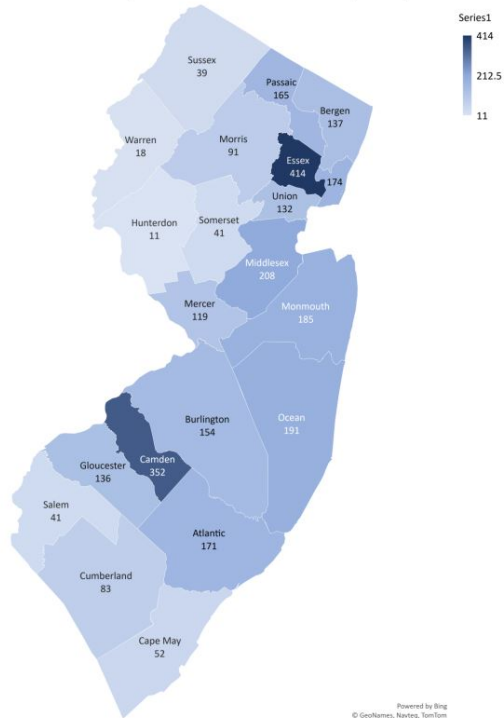
County	Total	Heroin	Fentanyl	Fentanyl Analog	Morphine	Oxycodone	Methadone	Cocaine	Methamphetamine	Benzodiazepine	Ethanol
Atlantic	171	48	121	10	1	16	10	35	10	26	47
Bergen	137	57	110	24	11	11	2	36	5	41	20
Burlington	154	38	127	28	5	8	4	30	17	15	19

County	Total	Heroin	Fentanyl	Fentanyl Analog	Morphine	Oxycodone	Methadone	Cocaine	Methamphetamine	Benzodiazepine	Ethanol
Camden	352	113	285	87	1	21	16	149	24	72	54
Cape May	52	18	36	6	2	5	2	10	6	4	12
Cumberland	83	18	63	3	0	3	7	24	13	13	16
Essex	414	182	320	11	2	13	17	190	7	31	105
Gloucester	136	34	114	32	0	10	3	54	16	27	18
Hudson	174	80	122	4	2	10	6	61	5	22	43
Hunterdon	11	3	6	2	1	4	0	2	0	4	4
Mercer	119	39	94	36	3	7	3	49	6	14	30
Middlesex	208	64	168	47	7	9	9	48	10	23	46
Monmouth	185	78	135	37	4	19	14	56	7	29	33
Morris	91	32	73	19	3	8	3	27	1	28	25
Ocean	191	87	143	34	12	22	10	32	5	34	14
Passaic	165	86	130	6	0	5	5	69	1	18	38
Salem	41	12	33	8	0	2	0	18	7	4	8
Somerset	41	14	30	1	0	3	1	12	2	7	9
Sussex	39	22	32	7	0	3	2	8	2	16	12
Union	132	50	109	30	3	11	2	56	2	24	46
Warren	18	7	15	5	0	2	0	4	2	5	1
TOTAL	2914	1082	2266	437	57	192	116	970	148	457	600

2019 Confirmed Drug Overdose Substance Totals

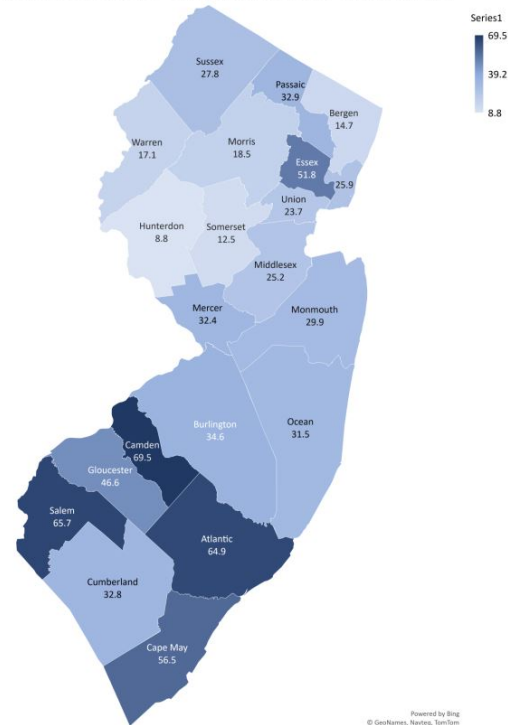


New Jersey Total Overdose Deaths (2019)



This map illustrates the fatalities due to overdosing in 2019 through out the State of New Jersey.

New Jersey Overdose Death Rates Per Capita (2019)



This map illustrates the fatalities due to overdosing per capita in 2019 through out the State of New Jersey.