



State of New Jersey
DEPARTMENT OF HUMAN SERVICES
PO Box 700
TRENTON, NJ 08625-0700

CHRIS CHRISTIE
Governor

JENNIFER VELEZ
Commissioner

KIM GUADAGNO
Lt. Governor

March 24, 2011

Honorable Paul Sarlo, Chair
Senate Budget and Appropriations
Committee
Senate Majority Office, State House
P.O. Box 099
Trenton, NJ 08625-0099

Honorable Nellie Pou, Chair
Assembly Appropriations Committee
Assembly Majority Office, State House
P.O. Box 098
Trenton, NJ 08625-0098

Dear Senator Sarlo and Assemblywoman Pou:

Enclosed is the Work First New Jersey (WFNJ) Quarterly Progress Update for the quarter ending September 2010.

This report reflects the current trend of clients receiving Temporary Assistance for Needy Families (TANF) and General Assistance (GA) benefits. During this quarter, an average of about 1,000 clients (TANF and GA combined) left WFNJ for employment each month. The average wage of TANF clients who became employed was \$9.66 per hour.

I welcome your comments on any of the issues discussed in this report. If you would like additional information, please contact me or Jeanette Page-Hawkins, Director of the Division of Family Development, at 609-588-2401.

Sincerely,

Jennifer Velez
Commissioner

JV:14

Enclosure

c: Jeanette Page-Hawkins

Andrew Hendry, Senate Democratic Office
James A. Harkness, Senate Republican Office
William Caruso, Assembly Democratic Office
Richard Wright, Assembly Republican Office
Lori O'Mara-Van Driesen, OLS, OPI



WORK FIRST NJ

Quarterly Progress Update September 2010

**NEW JERSEY DEPARTMENT OF
HUMAN SERVICES**

Division of Family Development

**Jeanette Page-Hawkins
Director**



***Jennifer Velez
Commissioner***



Work First New Jersey (WFNJ) Quarterly Progress Update

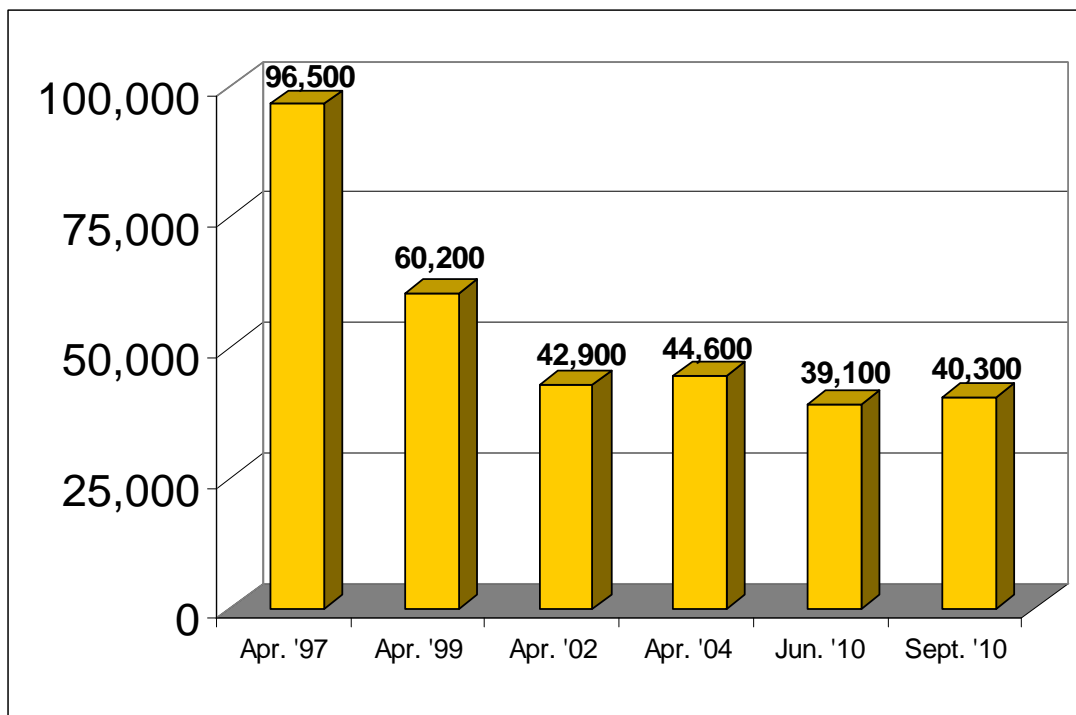
Quarter Ending September 2010

1. Work First NJ Caseload

•Temporary Assistance for Needy Families (TANF)

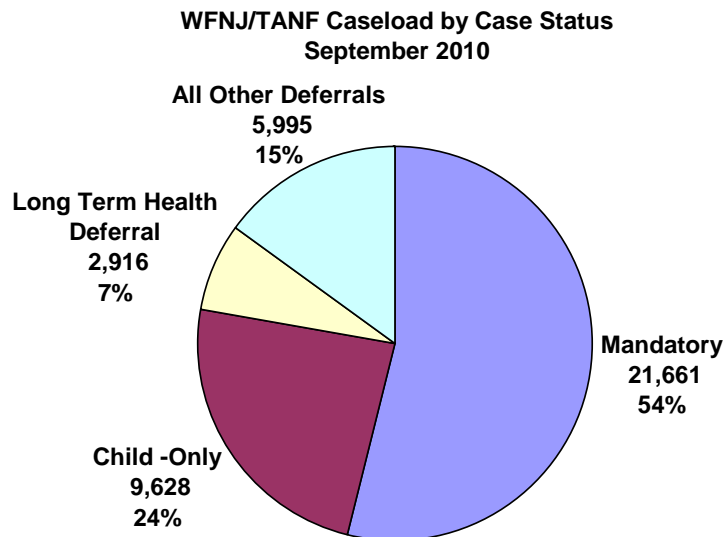
The number of families receiving WFNJ/TANF totaled approximately 40,300 as of September 2010, an increase from the June 2010 caseload.

WFNJ TANF Caseload



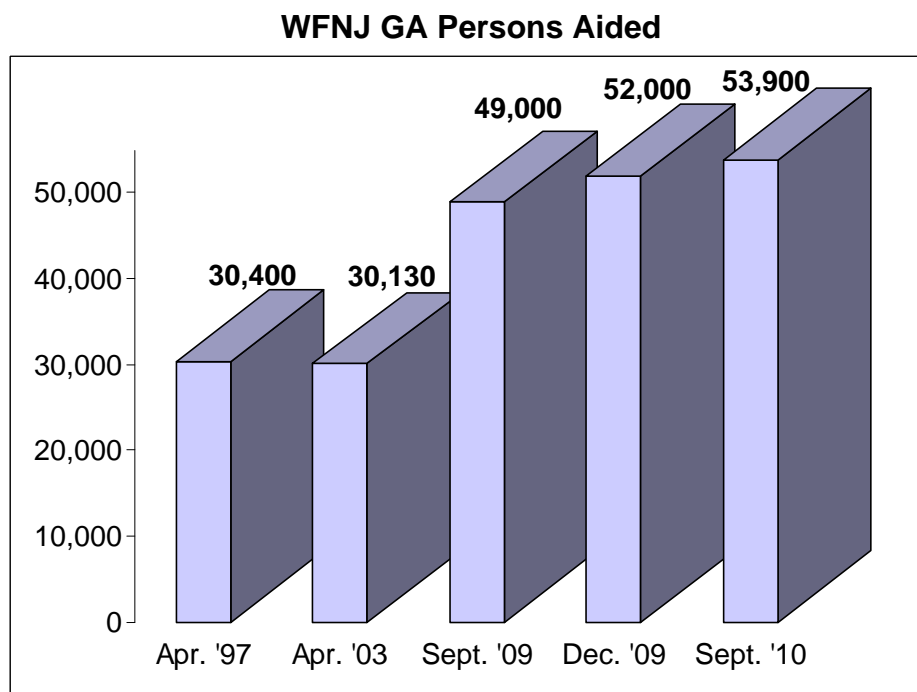
•Client Deferrals and Exemptions

Of the total TANF caseload of 40,300, about 21,700 cases (54 percent) were those with adults in the household who must comply with WFNJ/TANF work requirements.



•General Assistance (GA)

As of September 2010, there were approximately 53,900 General Assistance (GA) persons aided in New Jersey, continuing an upward trend in this program.



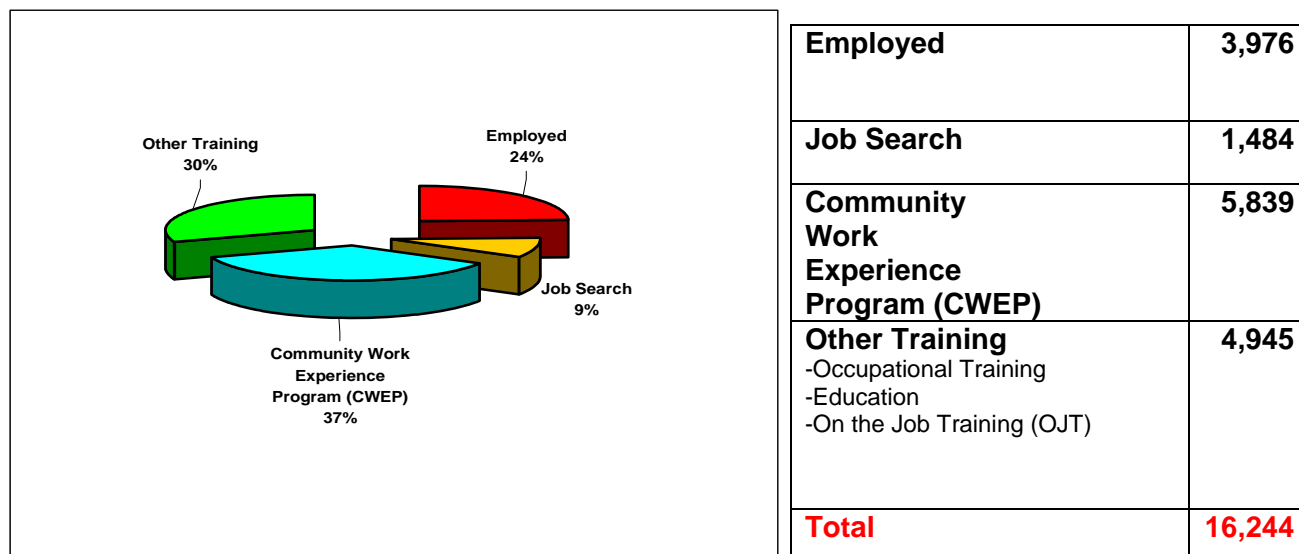
•Teenaged Welfare Recipients

Of the WFNJ/TANF population of 40,300 in September 2010, about 1,700 (4.2%) were teenaged recipients, aged 18 and 19, who were heads of their households.

2. Employment & Work Preparation

•Participation of WFNJ TANF Clients in Employment-Directed Activities

For the month of September 2010, TANF clients were engaged in more than 16,200 work activities. About 3,980 (24 percent) of these individuals had begun working but were still receiving a partial cash assistance payment, due to income disregards.

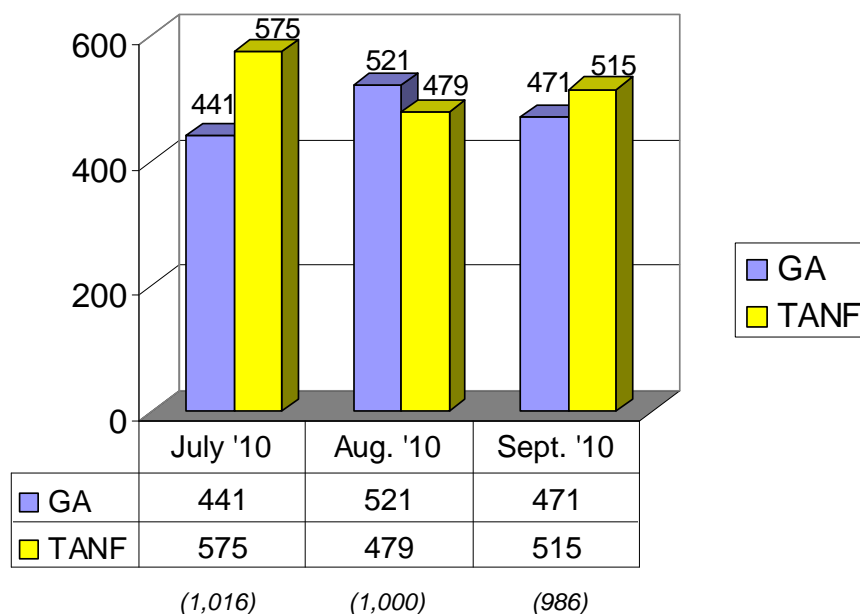


•Cases that met the Federal Participation Requirement

Of the people scheduled to participate in the work-directed activities, 4,817 participated at levels sufficient to satisfy federal requirements.

•Cases Closed Due to Employment

During the quarter, an average of about 1,000 WFNJ TANF and GA clients left welfare for employment each month.



•Major Reasons for TANF Case Closings

July to September 2010

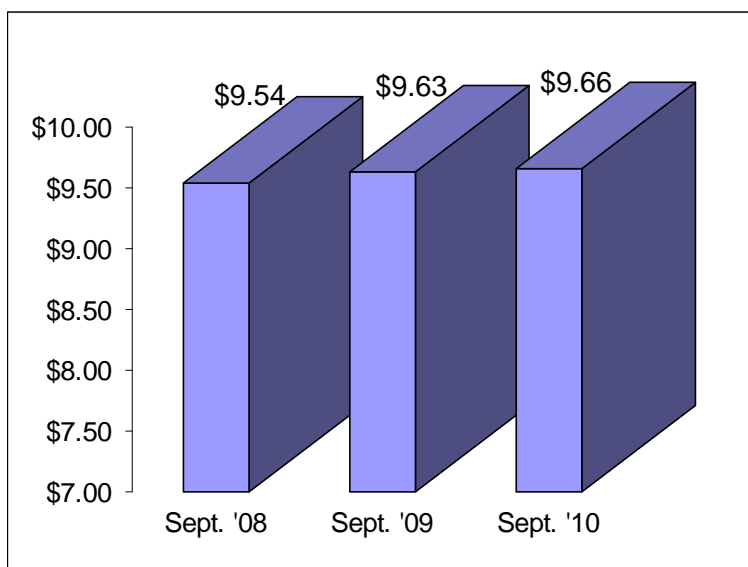
	Jul	Aug	Sep	Total
Due to Employment	575	479	515	1,569
No Eligible Children	324	277	266	867
No Redetermination	93	97	148	338
Moved Out of State	100	119	110	329
All Other Closed	1,492	1,211	1,454	4,157
(Unemployment Ins. Benefits)	119	123	154	396
(Recipient Withdrawal)	154	149	150	453
(Recipient Initiative)	43	33	40	116
(Moved to Another County)	55	49	61	165
(Unable to Verify Residence)	83	72	87	242
(Other Closed Cases)	1038	785	962	2,785
Total Closed Cases	2,584	2,183	2,493	7,260

About 21 percent of all TANF cases closed during the quarter were closed due to employment.

•Earnings of Former TANF Recipients

During the third quarter of 2010, WFNJ TANF recipients who were working were earning an average of \$9.66 per hour.

Average Hourly Wages of Former TANF Recipients



•Statewide Job Openings

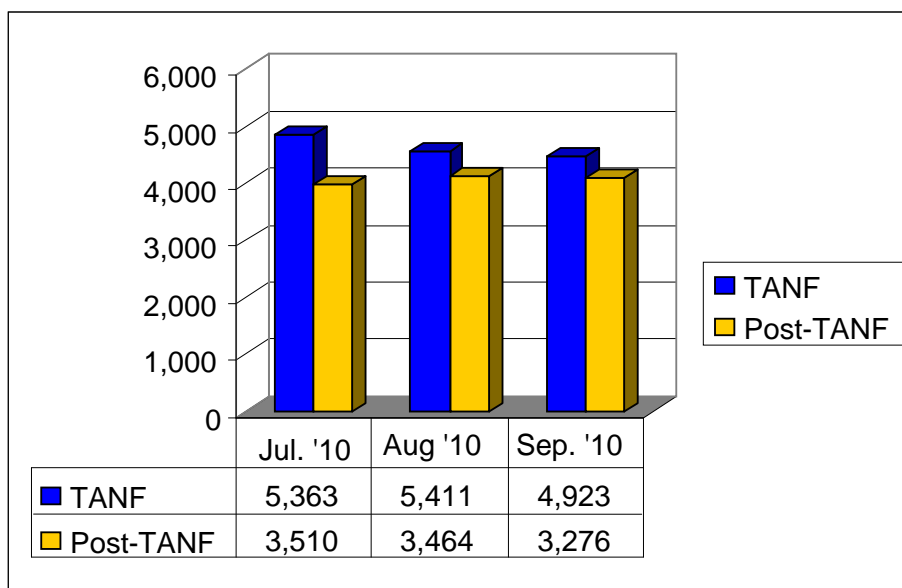
According to the NJ Department of Labor and Workforce Development, there were 66,660 job openings statewide during the period of October 1, 2009 through September 30, 2010. The majority of positions available were in the Administration and Support, Waste Management and Remediation category, followed by the Retail Trade and Health Care and Social Assistance fields.

LWD statewide job openings	
Occupation	Openings
Admin. & Support, Waste Mgt. & Remediation	13,710
Retail Trade	7,567
Health Care & Social Assistance	6,041
Public Administration	5,783
Professional, Scientific and Technical Services	5,107
Manufacturing	5,043
Accommodation & Food Services	4,612
Arts, Entertainment & Recreation	3,985
Information	2,327
Transportation & Warehousing	2,813
Construction	1,634
Finance & Insurance	1,624
Wholesale Trade	1,593
Educational Services	1,581
Other Services	1,229
Agriculture, Forestry, Fishing, Hunting	758
Real Estate & Rental & Leasing	592
Utilities	560
Management of Companies & Enterprises	84
Mining	17
Total	66,660

3. Child Care

As of September 2010, about 4,900 WFNJ TANF clients were receiving child care benefits. Post-TANF child care benefits were issued to nearly 3,300 families who had become employed and were no longer receiving cash assistance.

WFNJ TANF Cases Receiving Child Care Benefits, September 2010



4. WFNJ Program Expenditures

The attached Appendix provides a summary of WFNJ program expenditures for the quarter.

**NOTE: ALL CHARTS AND GRAPHS HAVE BEEN DEVELOPED BY
THE DIVISION OF FAMILY DEVELOPMENT.**

**FOR FURTHER INFORMATION REGARDING CHARTS AND GRAPHS
OR PROGRAM EXPENDITURES, PLEASE CONTACT
JEANETTE PAGE-HAWKINS, DIRECTOR, AT 609-588-2401.**

**THE DIVISION OF FAMILY DEVELOPMENT
WORK FIRST NEW JERSEY (WFNJ) EXPENDITURES
Quarter Ending September 30, 2010**

	Actual Sept 30, 2009	Actual Dec 31, 2009	Actual 'Mar 31, 2010	Actual June 30, 2010	Estimated Sept 30, 2010	TOTAL COSTS CY 2009 1/09 - 12/09	TOTAL COSTS SFY 2010 7/09 - 6/10	TOTAL COSTS CY 2010 1/10 - 9/10	TOTAL COSTS SFY 2011 7/10 - 9/10
(A) CASE MANAGEMENT									
TANF	\$8,145,833	\$10,180,272	\$7,916,048	\$8,518,816	\$8,690,242	\$35,700,436	\$43,486,149	\$25,125,107	\$17,209,058
Food Stamps/Able Bodied Adults W/O Dependents	\$3,921,284	\$4,046,347	\$3,097,275	\$3,365,859	\$3,607,691	\$16,083,821	\$18,688,766	\$10,070,825	\$6,973,550
GA	\$2,464,629	\$2,956,465	\$2,188,067	\$2,389,043	\$2,499,551	\$10,760,887	\$12,792,141	\$7,076,661	\$4,888,594
(B) SUPPLEMENTAL SERVICE									
Special Initiative	\$1,824,917	\$1,403,252	\$1,610,275	\$787,370	\$1,406,454	\$5,885,269	\$6,884,367	\$3,804,099	\$2,193,824
(C) CHILD CARE	\$26,556,067	\$23,935,438	\$24,378,386	\$24,036,256	\$24,726,537	\$100,296,455	\$124,072,018	\$73,141,179	\$48,762,793
(D) TRAINING RELATED EXPENSE, PARTICIPANT ALLOWANCE AND TRANSPORTATION BLOCK GRANT									
TANF	\$2,811,916	\$2,731,318	\$2,431,897	\$2,742,297	\$2,679,357	\$10,654,295	\$13,542,029	\$7,853,550	\$5,421,654
Food Stamps	\$829,027	\$981,603	\$808,102	\$1,092,243	\$927,744	\$3,691,001	\$4,899,687	\$2,828,089	\$2,019,987
GA	\$540,396	\$483,521	\$495,995	\$514,420	\$508,583	\$1,878,406	\$2,480,172	\$1,518,998	\$1,023,003
(E) DEPARTMENT OF LABOR AND WORK FORCE DEVELOPMENT - EMPLOYMENT AND TRAINING									
TANF	\$10,790,360	\$12,022,659	\$11,390,991	\$15,419,609	\$12,405,905	\$54,850,631	\$67,458,822	\$39,216,505	\$27,825,514
Food Stamps/Able Bodied Adults W/O Dependents	\$1,811,954	\$2,898,792	\$2,887,832	\$4,763,901	\$3,090,620	\$10,256,762	\$15,062,878	\$10,742,353	\$7,854,521
GA	\$1,238,426	\$1,927,559	\$1,920,271	\$3,145,503	\$2,057,940	\$7,109,218	\$10,163,738	\$7,123,714	\$5,203,443
(F) OMEGA SYSTEM	\$477,130	\$477,287	\$476,659	\$477,449	\$477,131	\$1,882,698	\$2,384,863	\$1,431,239	\$954,580
TOTAL EXPENDITURES	\$61,411,939	\$64,044,513	\$59,601,798	\$67,252,765	\$63,077,754	\$259,049,878	\$321,915,630	\$189,932,317	\$130,330,519

FOOTNOTES:

ACTUAL expenditures are subject to subsequent adjustment and reconciliation to be reflected on future reports.

ACTUAL expenditures for **OMEGA SYSTEM** have been revised to reflect actual expenditures.