

DELAWARE RIVER
JOINT TOLL BRIDGE COMMISSION
MINUTES
MEETING OF JANUARY 26, 2026

DELAWARE RIVER JOINT TOLL BRIDGE COMMISSION

MEMBERS OF THE COMMISSION

NEW JERSEY

HONORABLE ALADAR KOMJATHY

Chairman

HONORABLE MICHAEL B. LAVERY

Treasurer

HONORABLE WALTER ORCUTT

HONORABLE LORI CIESLA

HONORABLE JOHN DI VERONICA

PENNSYLVANIA

HONORABLE PAMELA JANVEY

Vice Chair

HONORABLE DANIELLA YOUNG

HONORABLE ISMAIL A. SHAHID

HONORABLE DANIEL GRACE

Secretary

HONORABLE JOHN D. CHRISTY

DELAWARE RIVER JOINT TOLL BRIDGE COMMISSION

STANDING COMMITTEES

FINANCE, INSURANCE MANAGEMENT AND OPERATIONS

PENNSYLVANIA: Janvey*, Shahid

NEW JERSEY: Ciesla, Komjathy

PROJECTS, PROPERTY AND EQUIPMENT

PENNSYLVANIA: Christy, Young

NEW JERSEY: Lavery*, Orcutt

PROFESSIONAL SERVICES

PENNSYLVANIA: Christy*, Janvey

NEW JERSEY: Komjathy, Orcutt

PERSONNEL

PENNSYLVANIA: Young, Grace

NEW JERSEY: Komjathy*

AUDIT COMMITTEE

PENNSYLVANIA: Janvey, Shahid*

NEW JERSEY: Lavery

ADMINISTRATIVE COMMITTEE

PENNSYLVANIA: Grace, Shahid

NEW JERSEY: Ciesla,

Chairman and Vice Chair are Ex-Officio of All Committees

*Chairperson of Committee

DELAWARE RIVER JOINT TOLL BRIDGE COMMISSION
RECAPITULATION OF COMMITTEE MEMBERSHIP

Lavery	(1)	Projects, Property and Equipment (Chairperson)
	(2)	Audit Committee
Di Veronica		
Orcutt	(1)	Projects, Property and Equipment
	(2)	Professional Services
Ciesla	(1)	Finance, Insurance Management Operations
	(2)	Administrative Committee
Komjathy	(1)	Ex-Officio of all Committees
	(2)	Finance, Insurance Management Operations
	(3)	Professional Services
	(4)	Personnel (Chairperson)
Janvey	(1)	Ex-Officio of all Committees
	(2)	Finance, Insurance Management and Operations (Chairperson)
	(3)	Audit Committee
	(4)	Professional Services
Grace	(1)	Administrative Committee
	(2)	Personnel Committee (Chairperson)
Christy	(1)	Projects, Property and Equipment
	(2)	Professional Services (Chairperson)
Young	(1)	Projects, Property and Equipment
	(2)	Personnel
Shahid	(1)	Finance, Insurance Management Operations
	(2)	Audit Committee (Chairperson)
	(3)	Administrative Committee

DELAWARE RIVER JOINT TOLL BRIDGE COMMISSION

PROFESSIONAL ASSOCIATES

CONSULTING ENGINEERS

PICKERING, CORTS & SUMMERSON, INC.
Newtown, Pennsylvania

GENERAL COUNSEL

ARCHER
Philadelphia, Pennsylvania

FLORIO, PERRUCCI, STEINHARDT,
CAPPELLI & TIPTON
Easton, Pennsylvania

LABOR COUNSEL

STRADLEY, RONON
Philadelphia, Pennsylvania

CHISEA, SHAHINIAN & GIANTOMASI
West Orange, New Jersey

AUDITOR

SB & Company
Owings Mills, MD

FINANCIAL ADVISOR

ACACIA FINANCIAL GROUP
Mt. Laurel, New Jersey

COMMUNICATIONS CONSULTANT

BELLEVUE COMMUNICATIONS
Philadelphia, Pennsylvania

INVESTMENT ADVISOR

STONERIDGE PMG ADVISORS, LLC
Radnor, Pennsylvania

DELAWARE RIVER JOINT TOLL BRIDGE COMMISSION

ORGANIZATION CHART

COMMISSIONERS

Executive Director
Joseph J. Resta

Chief Engineer
Kevin Skeels

Assistant Chief Engineer
Steven Burke

**Deputy Executive Director
of Operations**
Mark Murranko

Senior Director of Public
Safety & Bridge Security
Matthew Hartigan

Director of Toll
Supported Bridge,
Control Center & ESS
Operations
J. Eric Freeman

Director of Toll
Operations
Michele Gara

Senior Director of
Maintenance &
Fleet Operations
LeVar Talley

Director of
Maintenance &
Fleet Operations
Richard Taft

**Deputy Executive Director
of Communications**
Joseph Donnelly

Director of Community Affairs
Jodee Inscho

**Chief Administrative
Officer**
Arnold Conoline

Director of Contract
Compliance
Nicholas Haynes

Director of E-ZPass
Phillip Calabro

Senior Director of Human
Resources
Joanna Cruz

Senior Director of Information
Technology
John Bencivengo

Director of Purchasing
Philip Abate

Senior Director of Training &
Workplace Safety
John Mills

Director of Training
Jack Baum

Director of
Workplace Safety
William Hauck

Chief Financial Officer
Qiyao Zhao

Comptroller
Charmaine Graves

DELAWARE RIVER JOINT TOLL BRIDGE COMMISSION

Meeting of January 26, 2026

INDEX TO MINUTES

	PAGE
1. Call to Order.....	1
2. Appearances.....	1 - 2
3. Roll Call.....	2
4. Welcome Remarks of the Executive Director	2
5. Introduction of Comments from the Public.....	2 - 3
6. Approval of Minutes for Commission Meeting held December 22, 2025.....	3
7. Approval of Operations Report-Month of December 2025.....	4
8. Appointment of Michael Lavery to the Office Of Treasurer.....	4
9. Acceptance of 2025 Toll Bridge Annual Inspection Report Submitted by the General Engineering Consultant, C-757A.....	5
10. Electronic Toll Collection/Tolling Task Order Consultant Agreement, Contract C-770A, Increase Agreement, Not to Exceed Amount-Approval.....	5 - 6
11. Construction Management Task Order Consultant Agreement, Contract C-789A, Increase Agreement Not-to -Exceed Amount-Approval.....	6
12. Promotion of Maintenance Employees (4) Individuals.....	6 - 7
13. Promotion of Public Safety & Bridge Security Employee (1) Individual.....	7
14. Promotion of Collin Patricia to Toll Bridge Corporal, Northern Region.....	7 - 8

DELAWARE RIVER JOINT TOLL BRIDGE COMMISSION

Meeting of January 26, 2026

15. Promotion of Anthony Sassani to Regional Maintenance Supervisor, Southern Region.....	8 - 9
16. Approve Payment of Invoices, Chiesa, Shahinian & Giantomasi, NJ Labor Counsel.....	9
17. Approve Payment of Invoices, Archer Law, PA General Counsel.....	9 - 10
18. Approve Payment of Invoices, Stradley Ronon, PA Labor Counsel.....	10
19. Approve Payment of Invoices, Florio, Perrucci, Steinhardt and Cappelli, NJ General Counsel	10 - 11
20. Invite Any Comments from the Public.....	11 - 15
21. Scheduling of the February 23, 2026 Meeting.....	15
22. Adjournment.....	16

DELAWARE RIVER JOINT TOLL BRIDGE COMMISSION
Meeting of January 26, 2026

CALL TO ORDER

The Regular Monthly Meeting of the Delaware River Joint Toll Bridge Commission was called to order at the Scudder Falls Administration Building via Microsoft Teams and in person on Monday, January 26, 2026, at 10:36 a.m. pursuant to notice properly forwarded to each member in compliance with the by-laws. Joseph J. Resta, Executive Director presided at this meeting.

APPEARANCES:

COMMISSION MEMBERS:

Hon. Aladar Komjathy (New Jersey)
Hon. Pamela Janvey (Pennsylvania)
Hon. Daniel Grace (Pennsylvania)
Hon. John Di Veronica (New Jersey)
Hon. Lori Ciesla (New Jersey)
Hon. John Christy (Pennsylvania)
Hon. Michael Lavery (New Jersey)
Hon. Daniella Young (Pennsylvania)
Hon. Walter Orcutt (New Jersey)

COMMISSION MEMBERS ABSENT:

Hon. Ismail Shahid (Pennsylvania)

COMMISSION COUNSEL:

Shelley Smith, Archer Law, Pennsylvania
Katy Fina, Florio, Perrucci, Steinhardt & Cappelli, New Jersey
Brian O'Neill, Chiesa, Shahinian & Giantomasi, New Jersey
Jonathan Bloom, Stradley Ronon, Pennsylvania

GOVERNORS' REPRESENTATIVES:

Blair Gerold, NJ Governor's Office
Anthony Luker, PA Governor's Office

COMMISSION STAFF MEMBERS:

Joseph Resta, Executive Director
Arnold Conoline, Chief Administrative Officer
Kevin Skeels, Chief Engineer
Qiyang (Tracy) Zhao, Chief Financial Officer
Joseph Donnelly, Deputy Executive Director of Communications
Charmaine Graves, Comptroller

DELAWARE RIVER JOINT TOLL BRIDGE COMMISSION
Meeting of January 26, 2026

Charles Stracciolini, Program Manager of Technology
Mark Murranko, Deputy Executive Director of Operations
Jodee Inscho, Director of Community Affairs
Donna Tronolone, Administrative Generalist, Executive Office
Heather McConnell, Executive Administrative Generalist/Commissioner Liaison

PROFESSIONAL ASSOCIATES:

Alex Styer, Bellevue Associates

OTHERS:

Ronald Smolow, Washington Crossing, PA.
Braun Taylor, Board of Supervisors, Upper Makefield Township, PA.
Ellen Radow, Washington Crossing, PA.

ROLL CALL

Joseph Resta, Executive Director, in his capacity as Secretary for this Meeting called the roll, and at the conclusion thereof, reported that there was a quorum present-there being four members present from the Commonwealth of Pennsylvania and five members present from the State of New Jersey.

Chairman Komjathy addressed the meeting and said:

I would like to welcome on the New Jersey side. Commissioner John DiVeronica, who was appointed by Governor Murphy and confirmed by the Senate on the 11th or the 12th of January and is now going to be a part of our New Jersey delegation. I know at next month's meeting you will probably meet him in person, and we'll also do a fond farewell to long-time Commissioner Laurenti. So welcome aboard, John, We wish you the best with the us on the board.

Commissioner Di Veronica addressed the meeting and said:

Thank you.

WELCOMING REMARKS OF THE EXECUTIVE DIRECTOR

Executive Director Resta welcomed those persons whose identities are set forth hereinabove under "Appearances".

INTRODUCE ANY COMMENTS FROM THE PUBLIC

Executive Director Resta addressed the meeting and said:

This is the portion of our meeting where we welcome our visitors, and we also invite agenda comments. At this point, procedures from other comments are as follows: Speakers will be allowed

DELAWARE RIVER JOINT TOLL BRIDGE COMMISSION
Meeting of January 26, 2026

one three-minute time frame to provide comment. There will be no repeat speakers and no yielding time to another speaker. As a reminder, this is for agenda items only. We have a gentleman from Washington Crossing here and a couple on-line from Washington Crossing. Those comments regarding Washington Crossing will be a little bit further in the meeting where we have new business comments. So, with that, I'm going to forego my executive director's report today. We do have Mr. Ron Smolow who has braved the weather and made it to us today, and we have some other folks on-line as well. We will introduce them as we go on a little later in the proceedings.

APPROVAL OF MINUTES FOR REGULAR COMMISSION MEETING DECEMBER 22, 2025

R: 5350-01-26-ADM-01-01-26

Executive Director Resta addressed the meeting and requested the adoption of a Resolution approving the Minutes of the Commission Meeting held December 22, 2025.

At the conclusion of the review, Chairman Komjathy moved and Vice Chair Janvey seconded the adoption of the following Resolution:

"RESOLVED: by the Delaware River Joint Toll Bridge Commission at its Regular Meeting assembled this 26th Day of January 2026 that the Minutes of the Regular Commission Meeting held on December 22, 2025, are hereby approved."

Executive Director Resta reported that there were five affirmative votes from New Jersey, and four affirmative votes from Pennsylvania.

Executive Director Resta then invited any further questions on the Resolution. No further questions were presented, and the Resolution was unanimously adopted.

APPROVAL OF OPERATIONS REPORT-MONTH OF DECEMBER 2025

R: 5351-01-26-ADM-02-01-26

Executive Director Resta addressed the meeting and asked if there were any questions on any of the reports contained in the "Operations Report".

At the conclusion of the review, Vice Chair Janvey moved and Chairman Komjathy seconded the adoption of the following Resolution:

"RESOLVED: by the Delaware River Joint Toll Bridge Commission at its Regular Meeting assembled this 26th Day of January 2026 that the Operations Report, which reflects Commission activity for the month of December 2025, is hereby approved."

Executive Director Resta reported that there were five affirmative votes from New Jersey, and four affirmative votes from Pennsylvania.

Executive Director Resta then invited any further questions on the Resolution. No further questions were presented, and the Resolution was unanimously adopted.

DELAWARE RIVER JOINT TOLL BRIDGE COMMISSION
Meeting of January 26, 2026

APPOINTMENT OF MICHAEL LAVERY TO THE OFFICE OF TREASURER

R: 5352-01-26-FIN-01-01-26

Executive Director Resta addressed the Meeting and asked the Commission Members, if, after their review, there were any questions.

At the conclusion of the review, Chairman Komjathy moved and Vice Chair Janvey seconded the adoption of the following Resolution:

Vice Chair Janvey addressed the meeting and said:

Thank you, Michael.

“WHEREAS, the By-laws of the Delaware River Joint Toll Bridge Commission, adopted at its Regular Meeting in 1956 and amended in 1962, 1965, 1969, and 1970, among other things, require the election of the Commission Members to the Offices of Chairman, Vice Chair, Secretary and Treasurer at the Commission’s “Annual Meeting” in May of each year; and

“WHEREAS, on May 19, 2025, the Delaware River Joint Toll Bridge Commission convened for its Annual Meeting and cast a ballot for the Offices of Chairperson, Vice-Chairperson, Secretary, and Treasurer and elected Commissioner Laurenti to serve as Treasurer for a term of one (1) year; and

“WHEREAS, on or about January 8, 2026, Governor Murphy appointed a new Commissioner to fill the seat of Commissioner Laurenti, leaving a vacancy in the Office of Treasurer; and

“WHEREAS, The Board of the Commission desires to fill the vacancy in the Office of Treasurer; and

“WHEREAS, the Board of Commissioners seek to elect and appoint Commissioner Michael Lavery to the Office of Treasurer for the unexpired term of office of Commissioner Yuki Laurenti.

“NOW, THEREFORE, BE IT RESOLVED, By the Delaware River Joint Toll Bridge Commission at its’ Regular Meeting assembled this 26th day of January 2026, that the Board of Commissioners hereby elects and appoints Commissioner Michael Lavery as Treasurer until a successor is elected or appointed.

Executive Director Resta reported that there were five affirmative votes from New Jersey, and four affirmative votes from Pennsylvania.

Executive Director Resta then invited any further questions on the Resolution. No further questions were presented, and the Resolution was unanimously adopted.

DELAWARE RIVER JOINT TOLL BRIDGE COMMISSION
Meeting of January 26, 2026

ACCEPTANCE OF 2025 TOLL BRIDGE ANNUAL INSECTION REPORT SUBMITTED BY THE GENERAL ENGINEERING CONSULTANT, C-757A

R:5353-01-26-ENG-01-01-26

Executive Director Resta addressed the Meeting and asked the Commission Members, if, after their review, there were any questions.

At the conclusion of the review, Commissioner Di Veronica moved and Commissioner Christy seconded the adoption of the following Resolution:

“RESOLVED: By the Delaware River Joint Toll Bridge Commission at its Regular Meeting assembled this 26th day of January 2026, that the Commission, via this resolution, authorizes receipt, filing, and acceptance of 2025 Toll Bridge Annual Inspection Report as prepared by the Commission’s General Engineering Consultant, Pickering, Corts & Summerson, Incorporated.”

Executive Director Resta reported that there were five affirmative votes from New Jersey, and four affirmative votes from Pennsylvania.

Executive Director Resta then invited any further questions on the Resolution. No further questions were presented, and the Resolution was unanimously adopted.

ELECTRONIC TOLL COLLECTION/TOLLING TASK ORDER CONSULTANT AGREEMENT, CONTRACT C-770A, INCREASE AGREEMENT NOT-TO-EXCEED AMOUNT-APPROVAL

R:5354-01-26-ENG-02-01-26

Executive Director Resta addressed the Meeting and asked the Commission Members, if, after their review, there were any questions.

At the conclusion of the review, Commissioner Lavery moved and Commissioner Grace seconded the adoption of the following Resolution:

“RESOLVED: By the Delaware River Joint Toll Bridge Commission at its Regular Meeting assembled this 26th Day of January 2026, that the Commission hereby increases the standing consultant services contract not-to-exceed amount of \$1,250,000 by \$1,743,849.54 for Contract No. C-770A, Electronic Toll Collection/Tolling Task Order Consultant Agreement.

“RESOLVED: Identify the General Reserve Fund as the source of funds required for payment of any invoices.

“RESOLVED: The Executive Director is hereby authorized to approve and execute all necessary consultant agreement modifications on behalf of the Commission.”

Executive Director Resta reported that there were five affirmative votes from New Jersey, and four affirmative votes from Pennsylvania.

DELAWARE RIVER JOINT TOLL BRIDGE COMMISSION
Meeting of January 26, 2026

Executive Director Resta then invited any further questions on the Resolution. No further questions were presented, and the Resolution was unanimously adopted.

**CONSTRUCTION MANAGEMENT TASK ORDER CONSULTANT AGREEMENT,
CONTRACT C-789A, INCREASE AGREEMENT NOT-TO-EXCEED AMOUNT-
APPROVAL**

R: 5355-01-26-ENG-03-01-26

Executive Director Resta addressed the Meeting and asked the Commission Members, if, after their review, there were any questions.

At the conclusion of the review, Commissioner Ciesla moved and Commissioner Young seconded the adoption of the following Resolution:

“RESOLVED: by the Delaware River Joint Toll Bridge Commission at its Regular Meeting assembled this 26th Day of January 2026, that the Commission hereby increases the standing consultant services contract not-to-exceed amount of \$500,000 by \$300,000 for Contract No. C-789A, Construction Management Task Order Consultant Agreement.

“RESOLVED: Identify the General Reserve Fund as the source of funds required for payment of any invoices.

“RESOLVED: The Executive Director is hereby authorized to approve and execute all necessary consultant agreement modifications on behalf of the Commission.

Executive Director Resta reported that there were five affirmative votes from New Jersey, and four affirmative votes from Pennsylvania.

Executive Director Resta then invited any further questions on the Resolution. No further questions were presented, and the Resolution was unanimously adopted.

PROMOTION OF MAINTENANCE EMPLOYEES (4) INDIVIDUALS

R: 5356-01-26-PER-01-01-26

Executive Director Resta addressed the Meeting and asked the Commission Members, if, after their review, there were any questions.

At the conclusion of the review, Chairman Komjathy moved and Vice Chair Janvey seconded the adoption of the following Resolution:

“RESOLVED: by the Delaware River Joint Toll Bridge Commission at its Regular Meeting assembled this 26th Day of January 2026, that the Commission authorizes the Executive Director to affect the promotions of the following employees, at the stated salary at the start of the first pay period after the approval of this Resolution to the classifications indicated: Joseph Furey PC

DELAWARE RIVER JOINT TOLL BRIDGE COMMISSION
Meeting of January 26, 2026

Maintenance Worker II \$52,164; Kyle Suruda I78 Maintenance Worker II \$52,164; Lena Testa NHL Custodial Worker I \$44,262; Xinia Abate SF Custodial Worker I \$44,262.”

Executive Director Resta reported that there were five affirmative votes from New Jersey, and four affirmative votes from Pennsylvania.

Executive Director Resta then invited any further questions on the Resolution. No further questions were presented, and the Resolution was unanimously adopted.

PROMOTION OF PUBLIC SAFETY & BRIDGE SECURITY EMPLOYEE (1) INDIVIDUAL

R: 5357-01-26-PER-02-01-26

Executive Director Resta addressed the Meeting and asked the Commission Members, if, after their review, there were any questions.

At the conclusion of the review, Commissioner Lavery moved and Commissioner Christy seconded the adoption of the following Resolution:

“**RESOLVED:** by the Delaware River Joint Toll Bridge Commission at its Regular Meeting assembled this 26th Day of January 2026, that, the Commission authorizes the Executive Director to affect the promotion of the following employee, at the stated salary at the beginning of the pay period immediately following their position anniversary date, in accordance with established policy. Matthew Doran CR Toll Supported Bridge Monitor I \$58,297.”

Executive Director Resta reported that there were five affirmative votes from New Jersey, and four affirmative votes from Pennsylvania.

Executive Director Resta then invited any further questions on the Resolution. No further questions were presented, and the Resolution was unanimously adopted.

PROMOTION OF COLLIN PATRICIA TO TOLL BRIDGE CORPORAL, NORTHERN REGION

R: 5358-01-26-PER-03-01-26

Executive Director Resta addressed the Meeting and asked the Commission Members, if, after their review, there were any questions.

At the conclusion of the review, Commissioner Christy moved and Commissioner Orcutt seconded the adoption of the following Resolution:

“**RESOLVED:** by the Delaware River Joint Toll Bridge Commission at its Regular Meeting assembled this 26th Day of January 2026, that Collin Patricia be promoted to the position of Toll Bridge Corporal, Northern Region, in the Public Safety and Bridge Security Division. Compensation shall be set at \$70,403, which is the starting salary for the Toll Bridge Corporal

DELAWARE RIVER JOINT TOLL BRIDGE COMMISSION
Meeting of January 26, 2026

position in accordance with the Salary Table effective January 1, 2026. The appointment to be made pending satisfactory completion of the required personnel processing.”

Executive Director Resta reported that there were five affirmative votes from New Jersey, and four affirmative votes from Pennsylvania.

Executive Director Resta then invited any further questions on the Resolution. No further questions were presented, and the Resolution was unanimously adopted.

PROMOTION OF ANTHONY SASSANI TO REGIONAL MAINTENANCE SUPERVISOR, SOUTHERN REGION

R: 5359-01-26-PER-04-01-26

Executive Director Resta addressed the Meeting and asked the Commission Members, if, after their review, there were any questions.

Vice Chair Janvey addressed the meeting and said:

I'm proud to make that motion. Yes.

Chairman Komjathy addressed the meeting and said:

I follow the Commissioner Janvey's kind sayings about Mr. Sassani, yes.

At the conclusion of the review, Vice Chair Janvey moved and Chairman Komjathy seconded the adoption of the following Resolution:

“RESOLVED: by the Delaware River Joint Toll Bridge Commission at its Regular Meeting assembled this 26th Day of January 2026, that Anthony Sassani be appointed to the position of Regional Maintenance Supervisor, Southern Region, in the Maintenance & Fleet Operations Division. Compensation shall be set at \$96,322, which is the starting salary for the Regional Maintenance Supervisor position in accordance with the Salary Table effective January 1, 2026. The Promotion to be made pending satisfactory completion of the required personnel processing.”

Executive Director Resta reported that there were five affirmative votes from New Jersey, and four affirmative votes from Pennsylvania.

Vice Chair Janvey addressed the meeting and said:

And if I might, for the record, Mr. Sassani came to us as a summer kid when I was working there, then was hired right out of high school, and has moved from a three to a two to a one to a deputy to the regional maintenance supervisor. Not only does it say a lot about him, but it says a lot about the Bridge Commission and how we take people and keep them with us and work with them, and I'm very proud of this.

DELAWARE RIVER JOINT TOLL BRIDGE COMMISSION
Meeting of January 26, 2026

Executive Director Resta addressed the meeting and said:

Okay. Thank you, Madam Vice Chairman. We have had a number of yes votes. Commissioners opposed please say no. Abstentions? The resolution passes.

Executive Director Resta reported that there were five affirmative votes from New Jersey, and four affirmative votes from Pennsylvania.

Executive Director Resta then invited any further questions on the Resolution. No further questions were presented, and the Resolution was unanimously adopted.

Executive Director Resta addressed the meeting and said:

In keeping with past practice, we have a ratification of payment to our legal counsel. We will do a single recitation of all four resolutions and one voice vote at the end of that.

APPROVAL FOR PAYMENT OF INVOICES, CHIESA, SHAHINIAN & GIANTOMASI, NJ LABOR COUNSEL

R: 5360-01-26-ACCT-01-01-26

Executive Director Resta addressed the Meeting and asked the Commission Members, if, after their review, there were any questions.

At the conclusion of the review, Chairman Komjathy moved and Vice Chair Janvey seconded the adoption of the following Resolution:

“RESOLVED: by the Delaware River Joint Toll Bridge Commission at its Regular Meeting assembled this 26th Day of January 2026, authorizes payment of invoice #659206 in the total amount due of \$3,975.00 for professional services rendered by Chiesa, Shahinian & Giantomasi, New Jersey Labor Counsel.

“RESOLVED: Identifying the Operating Fund as the source of funds required for any and all disbursements.”

Executive Director Resta reported that there were five affirmative votes from New Jersey, and four affirmative votes from Pennsylvania.

Executive Director Resta then invited any further questions on the Resolution. No further questions were presented, and the Resolution was unanimously adopted.

APPROVE PAYMENT OF INVOICES, ARCHER LAW, PA GENERAL COUNSEL

R: 5361-01-26-ACCT-02-01-26

Executive Director Resta addressed the Meeting and asked the Commission Members, if, after their review, there were any questions.

DELAWARE RIVER JOINT TOLL BRIDGE COMMISSION
Meeting of January 26, 2026

At the conclusion of the review, Chairman Komjathy moved and Vice Chair Janvey seconded the adoption of the following Resolution:

“RESOLVED: By the Delaware River Joint Toll Bridge Commission at its Regular Meeting assembled this 26th Day of January 2026, authorizes payment of invoices #4376089, #4376088, #4376087, #4376086 and #4376085 in the total amount of \$1,350.00 for Professional Services Rendered by Archer Law, Pennsylvania General Counsel.

“RESOLVED: Identifying the Operating Fund as the source of funds required for any and all disbursements.”

Executive Director Resta reported that there were five affirmative votes from New Jersey, and four affirmative votes from Pennsylvania.

Executive Director Resta then invited any further questions on the Resolution. No further questions were presented, and the Resolution was unanimously adopted.

APPROVE PAYMENT OF INVOICES, STRADLEY RONON, PA LABOR COUNSEL

R: 5362-01-26-ACCT-03-01-26

Executive Director Resta addressed the Meeting and asked the Commission Members, if, after their review, there were any questions.

At the conclusion of the review, Chairman Komjathy moved and Vice Chair Janvey seconded the adoption of the following Resolution:

“RESOLVED: By the Delaware River Joint Toll Bridge Commission at its Regular Meeting assembled this 26th Day of January 2026, authorizes payment of invoices# 25122570, #25122576, #25122578 and #25122572 in the total amount of \$4,010.00 for Professional Services Rendered by Stradley Ronon, PA Labor Counsel.

“RESOLVED: Identifying the Operating Fund as the source of funds required for any and all disbursements.”

Executive Director Resta reported that there were five affirmative votes from New Jersey, and four affirmative votes from Pennsylvania.

Executive Director Resta then invited any further questions on the Resolution. No further questions were presented, and the Resolution was unanimously adopted.

APPROVE PAYMENT OF INVOICES, FLORIO, PERRUCCI, STEINHARDT AND CAPPELLI, NJ GENERAL COUNSEL

R: 5363-01-26-ACCT-04-01-26

Executive Director Resta addressed the Meeting and asked the Commission Members, if, after

DELAWARE RIVER JOINT TOLL BRIDGE COMMISSION
Meeting of January 26, 2026

their review, there were any questions.

At the conclusion of the review, Chairman Komjathy moved and Vice Chair Janvey seconded the adoption of the following Resolution:

“RESOLVED: By the Delaware River Joint Toll Bridge Commission at its Regular Meeting assembled this 26th Day of January 2026 authorizes payment of invoices #656977, and #656331 in the total amount due of \$8,764.18 for Capital and Non-Capital Professional Services Rendered by Florio, Perrucci, Steinhardt and Cappelli, NJ Legal Counsel.

“RESOLVED: Identifying the Operating Fund as the source of funds required for any and all disbursements.”

Executive Director Resta reported that there were five affirmative votes from New Jersey, and four affirmative votes from Pennsylvania.

Executive Director Resta then invited any further questions on the Resolution. No further questions were presented, and the Resolution was unanimously adopted.

Executive Director Resta addressed the meeting and said:

Thank you, Commissioners. That is the end of our resolutions for this morning.

INVITE ANY COMMENTS FROM THE PUBLIC

Executive Director Resta addressed the meeting and said:

We have reached the point in the meeting where we invite any further comments from the public. These are new business comments. Mr. Smolow, you are here in person, so you get to go first. Please spell your -- state your first name and spell your last name for the record and your town of residence.

Ronald Smolow of Washington Crossing addressed the meeting and said:

My first name is Ronald, R-o-n-a-l-d. My last name is Smolow. That's S-m-o-l-o-w.

Executive Director Resta addressed the meeting and said:

Thank you.

Ronald Smolow of Washington Crossing addressed the meeting and said:

No comment.

Executive Director Resta addressed the meeting and said:

No comment. Okay. Thank you, sir. Looking down our attendees via Teams. Braun Taylor.

DELAWARE RIVER JOINT TOLL BRIDGE COMMISSION
Meeting of January 26, 2026

Braun Taylor, Vice Chair of the Upper Makefield Board of Supervisors addressed the meeting and said:

Good morning. My only brief comment is to echo the township's comments in its January 9, 2026, letter to the Commission.

Chairman Komjathy addressed the meeting and said:

Hey, Joe. What was that letter?

Executive Director Resta addressed the meeting and said:

It was a letter in opposition to the Washington Crossing project. It's a long letter. It was entered into the record then and

Braun Taylor, Vice Chair of the Upper Makefield Board of Supervisors addressed the meeting and said:

Excuse me. That was not what the letter said. The letter requested a slightly different format for the public meetings that are going to be held, but that's ok.

Executive Director Resta addressed the meeting and said:

Ok. This was a different letter -- I'm sorry. So --

Braun Taylor, Vice Chair of the Upper Makefield Board of Supervisors addressed the meeting and said:

That's all right. I just want to make sure the record is clear. Thanks.

Executive Director Resta addressed the meeting and said:

That's fine. I will explain that letter. Thank you for the reminder. So that letter requested a change to the format of the public scoping meeting and the Commission replied to that letter basically saying that scoping meeting will proceed as originally intended.

Chairman Komjathy addressed the meeting and said:

All right, Joe. Thanks.

Executive Director Resta addressed the meeting and said:

Is there anyone else on the Teams meeting that wishes to make public comment?

DELAWARE RIVER JOINT TOLL BRIDGE COMMISSION
Meeting of January 26, 2026

Vice Chair Janvey addressed the meeting and said:

I would like to thank our staff for this weekend's work. It was a tough, tough week with the snow removal. Last week and then this past weekend. I appreciate everything they have done.

Executive Director Resta addressed the meeting and said:

Yes. It's still ongoing, so we are still clearing out today, but it was a long weekend for them, and we'll see a long week ahead as well. Great job.

Chairman Komjathy addressed the meeting and said:

Joe, I'd also like to comment, we have had some of our staff that's been with us a long time retire. I know Bob Geronemo - we said farewell to him on Friday. There are some others that are coming up to retire. Obviously, everything has to change over. We've got to move forward, but we have been blessed to have good long-term staff, they are hard to replace, and I just want to note that for the record that we appreciate everything Bob did. In the seven years I have been at the commission, he was good for morale. He was good for the stuff that he did in fleet. So, I want to thank him for his years of service to the Bridge Commission.

Executive Director Resta addressed the meeting and said:

Thank you, sir.

Commissioner Ciesla addressed the meeting and said:

I just have one comment, Joe. Not this past one, but this one was going another weekend, I was in Pennsylvania coming back to New Jersey, and there was a noticeable difference in the quality of how we keep our roads as opposed to once we got off the Bridge Commission property, it was very noticeable. So, thank you to everybody who is out there.

Executive Director Resta addressed the meeting and said:

Commissioner I would echo that. My commute is Route 1 to 295. And when I hit our jurisdiction, there is a noticeable difference in the surface of the road, so I would echo those sentiments.

Commissioner Ciesla addressed the meeting and said:

Thank you. Very impressive. Felt safe once I got there.

Executive Director Resta addressed the meeting and said:

Thank you.

DELAWARE RIVER JOINT TOLL BRIDGE COMMISSION
Meeting of January 26, 2026

Ellen Radow of Washington Crossing PA addressed the meeting and said:

I would like to make a comment. Can you hear me?

Executive Director Resta addressed the meeting and said:

Who is speaking?

Ellen Radow of Washington Crossing PA addressed the meeting and said:

My name is Ellen Radow. I'm at the computer of my husband, Marwan Sadat. My name is E-l-l-e-n. R-a-d-o-w. And I would like to speak in support of the letter that was written by the Upper Makefield Township and the reason is that with the public scoping meeting, from what I understand, you will have display board stations that will be set up to handle various bits of information that you would like to communicate to everyone who may be interested. I would suggest that even just short presentations by everyone who is, quote, unquote, in charge of each display board would be very useful for the public to kind of understand what information is at each display board and the purpose and intent of it. Just by the title, I think that's all interesting, but we have many people who will be attending who are a little aging, so to speak, and to get around is a little difficult. It's much easier for them to sit and to listen, and we appreciate the fact that this display board material will be available on the website, I understand; is that correct?

Executive Director Resta addressed the meeting and said:

After the meetings, yes.

Ellen Radow of Washington Crossing PA addressed the meeting and said:

After the meeting. Yes. And in that regard, it would be useful for it to be in front of – before the meeting to be posted so the people, when they go to the display board to speak to your experts, as you have indicated, would be there, they'd have a better idea. They would have a better idea. They don't have to just absorb on the spot and then ask questions. If they could study the information in advance, even it is just a few days, that would be much appreciated. And I guess there is also an indication that there will be a public comment period after for people to ask questions afterwards. It's not been indicated what that public comment period will be. So, if you could indicate what that would be, and if you would consider my comments, I think that would help the public engagement process, and I hope you will seriously consider that prior to having these two meetings, and I do appreciate that they would occur. But if you could make these refinements, I think it would be -- it would enhance the process. And I also want to commend you on your roadwork recently. Thank you.

Executive Director Resta addressed the meeting and said:

Thank you for your comment. Okay. So, we did get a request, also, from Upper Makefield. The format of the meeting, it's the stations where folks will be able to literally directly ask questions and engage with the folks that are kind of stationed at their respective stations is the format of the

DELAWARE RIVER JOINT TOLL BRIDGE COMMISSION
Meeting of January 26, 2026

meeting. We are not going to change the format. This is the first public scoping meeting. Okay. This is essentially a three-year process. We have two more years to go. There is going to be additional public meetings. This is not the end of it. There are no kind of completed designs or anything like that. It's really about the process what's been done to date and what the plans are for the future. That is the process. We do have some meetings scheduled both in New Jersey and in Pennsylvania for the initial public scoping meeting, and there will be other public meetings in the future. There is going to be an ability to -- there is a comment form that will be available at the meeting. If you folks want to fill that out and hand it in, that will be entered into the project record. If they wanted to take it home and send it back, there's also going to be a comment form on the website as well for comments. So, three modes of comment taking there. And plenty of opportunity in the future for the remaining two years to provide comment on the Washington Crossing alternatives analysis.

SCHEDULING OF THE FEBRUARY 23, 2026 MEETING

Executive Director Resta addressed the Meeting and stated that the Commission's next meeting is scheduled to be held Monday, February 23, 2026.

This meeting will be called to Order at 10:30 a.m. at the Scudder Falls Administration Building, 1199 Woodside Road, Yardley, PA 19067.


Executive Director Resta assured the Commission Members that an "Official Notice of Meeting" would be forwarded to each and every Member of the Commission.

ADJOURNMENT

Chairman Komjathy then moved that the Meeting be adjourned, and Commissioner Grace seconded. The voice vote was unanimously affirmative, and the Meeting was adjourned at 10:57 a.m., Monday, January 26, 2026.

DELAWARE RIVER JOINT TOLL BRIDGE COMMISSION
Meeting of January 26, 2026

Prepared and submitted by:


HEATHER L. MCCONNELL
Executive Administrative Generalist/
Commissioner Liaison

Attested by:


ARNOLD J. CONOLINE
Assistant Secretary/Treasurer

Approved by:


JOSEPH J. RESTA
Executive Director

DELAWARE RIVER JOINT TOLL BRIDGE COMMISSION

Meeting of January 26, 2026

FINANCE

The following Pages reflect the reports on those items assigned to the Finance Department. Each item is reported separately and page numbered accordingly.

DELAWARE RIVER JOINT TOLL BRIDGE COMMISSION

Meeting of January 26, 2026

SUBJECT	DESCRIPTION	PAGE NUMBER
Accounting	Status of Cash Balances at December 31, 2025	1
Accounting	Status of Bond Retirement at December 31, 2025	2
Accounting	Status of Investments at December 31, 2025	3-6
Accounting	Status of Toll Traffic and Revenue & Toll Supported Traffic Month of December 2025 Compared with Month of December 2024	7-22
Accounting	Statistical Summary of Expenditures on Toll Bridges and Toll Supported Bridges Accounts for the Period December 1, 2025, through December 31, 2025	23-31
Accounting	Statement of Revenue and Expenses: Twelve Month Period ending December 31, 2025	32

DELAWARE RIVER JOINT TOLL BRIDGE COMMISSION

Meeting of January 26, 2026

There follows Cash Balances of the Commission at December 31, 2025 for the information and review of the Members:

COMMISSION CASH DEPOSITS

Wells Fargo Bank, N. A.

Revenue Fund	5,885,167
Payroll Fund	58,438
Insurance Clearing Account	750,000
TOTAL	\$ 6,693,605

CASH DEPOSIT GUARANTEES

Wells Fargo Bank PA ACT 72 FULL BALANCE

DELAWARE RIVER JOINT TOLL BRIDGE COMMISSION

Meeting of January 26, 2026

STATUS OF BRIDGE REVENUE BONDS AT December 31, 2025

Maturity	SERIES 2015			SERIES 2017			SERIES 2019A			SERIES 2019B			Total	
	Yield	Principal Amount	Maturities & Calls	Yield	Principal Amount	Maturities & Calls	Yield	Principal Amount	Maturities & Calls	Yield	Principal Amount	Maturities & Calls	Average Yield	Remaining Outstanding
7/1/2019	0	2,410,000	2,410,000											
7/1/2020	1.62%	2,540,000	2,540,000	1.00%	945,000	945,000	1.17%	505,000	505,000	1.17%	6,015,000	6,015,000		-
7/1/2021	1.86%	2,540,000	2,540,000	1.00%	875,000	875,000	1.20%	435,000	435,000	1.20%	5,945,000	5,945,000		-
7/1/2022	2.10%	2,695,000	2,695,000	1.81%	1,740,000	1,740,000	1.23%	455,000	455,000	1.23%	6,255,000	6,255,000		-
7/1/2023	2.34%	2,795,000	2,795,000	2.03%	1,865,000	1,865,000	1.25%	480,000	480,000	1.25%	6,565,000	6,565,000		-
7/1/2024	2.43%	2,935,000	2,935,000	2.31%	1,970,000	1,970,000	1.31%	8,015,000	8,015,000	1.31%	6,830,000	6,830,000		-
7/1/2025	2.55%	3,015,000	3,015,000	2.52%	1,070,000	1,070,000	1.40%	8,170,000	8,170,000	1.40%	7,195,000	7,195,000		-
7/1/2026	2.73%	3,180,000					1.49%	8,585,000		1.49%	7,515,000		1.69%	19,280,000
7/1/2027	3.10%	4,540,000		2.80%	20,000		1.59%	5,800,000		1.59%	7,880,000		1.97%	18,240,000
7/1/2028	3.28%	3,380,000		2.95%	35,000		1.69%	9,410,000		1.69%	8,300,000		1.95%	21,125,000
7/1/2029	3.04%	3,480,000	3,480,000	3.08%	8,380,000		1.77%	3,725,000		1.77%	8,670,000		2.30%	20,775,000
7/1/2030	3.10%	3,670,000	3,670,000	3.19%	8,845,000		1.85%	3,930,000		1.85%	9,045,000		2.39%	21,820,000
7/1/2031	3.14%	3,785,000	3,785,000	3.27%	10,765,000		1.91%	4,055,000		1.91%	9,520,000		2.51%	24,340,000
7/1/2032	3.55%	545,000		3.35%	14,735,000		1.97%	725,000		1.97%	9,995,000		2.79%	26,000,000
7/1/2033	3.56%	10,595,000		3.41%	15,715,000		2.09%	760,000					3.43%	27,070,000
7/1/2034	3.60%	11,020,000		3.47%	16,500,000		2.16%	800,000					3.48%	28,320,000
7/1/2035	3.64%	11,460,000		3.52%	17,325,000		2.21%	835,000					3.53%	29,620,000
7/1/2036	3.73%	11,920,000		3.56%	18,190,000		2.25%	880,000					3.59%	30,990,000
7/1/2037		N/A		3.59%	22,015,000		2.29%	925,000					3.54%	22,940,000
7/1/2038		N/A		3.64%	23,115,000		2.32%	970,000					3.59%	24,085,000
7/1/2039		N/A		3.64%	24,270,000		2.35%	1,020,000					3.59%	25,290,000
7/1/2040		N/A		3.64%	25,485,000		2.50%	1,070,000					3.59%	26,555,000
7/1/2041		N/A		3.64%	26,760,000		2.50%	1,125,000					3.59%	27,885,000
7/1/2042		N/A		3.64%	28,100,000		2.50%	1,180,000					3.59%	29,280,000
7/1/2043		N/A		3.69%	15,930,000		2.50%	1,240,000					3.60%	17,170,000
7/1/2043		N/A		4.04%	13,575,000								4.04%	13,575,000
7/1/2044		N/A		3.69%	16,590,000		2.50%	1,300,000					3.60%	17,890,000
7/1/2044		N/A		4.04%	14,255,000								4.04%	14,255,000
7/1/2045		N/A		3.69%	17,275,000		3.04%	1,365,000					3.64%	18,640,000
7/1/2045		N/A		4.04%	14,965,000								4.04%	14,965,000
7/1/2046		N/A		3.69%	17,990,000		3.04%	1,405,000					3.64%	19,395,000
7/1/2046		N/A		4.04%	15,715,000								4.04%	15,715,000
7/1/2047		N/A		3.69%	18,745,000		3.04%	1,450,000					3.64%	20,195,000
7/1/2047		N/A		4.04%	16,490,000								4.04%	16,490,000
7/1/2048							3.04%	1,490,000					3.04%	1,490,000
7/1/2049							3.04%	1,535,000					3.04%	1,535,000
		\$ 86,505,000	\$ 29,865,000		\$ 430,250,000	\$ 8,465,000		\$ 73,640,000	\$ 18,060,000		\$ 99,730,000	\$ 38,805,000		\$ 594,930,000



**Delaware River Joint TBC
Purchases Report
Sorted by Fund - Maturity Date
December 1, 2025 - December 31, 2025**

CUSIP	Investment #	Fund	Sec. Type	Issuer	Original Par Value	Purchase Date	Payment Periods	Principal Purchased	Accrued Interest at Purchase	Rate at Purchase	Maturity Date	YTM	Ending Book Value
General Reserve Fund													
59217GFQ7	11203	01GRF	FAC	METLIF	5,000,000.00	12/16/2025	03/12 - 09/12	5,181,400.00	70,500.00	5.400	09/12/2028	3.986	5,178,640.37
3136GCAY1	11204	01GRF	FAC	FNMA	5,000,000.00	12/16/2025	06/16 - 12/16	5,000,000.00		3.875	12/16/2030	3.875	5,000,000.00
Subtotal					10,000,000.00			10,181,400.00	70,500.00				10,178,640.37
Total Purchases					10,000,000.00			10,181,400.00	70,500.00				10,178,640.37



**Delaware River Joint TBC
Investment Classification
Sorted by Fund - Maturity Date
December 31, 2025**

DRJTBC

CUSIP	Investment #	Fund	Issuer	Investment Class	Par Value	YTM	Maturity Date	Market Price	Market Date	Market Value	Book Value	Reported Value
Debt Service Fund												
38145C752	10113	01DSF	Goldman Sachs Ila Fed Port	Amort	14,096,684.95	2.960		100.000	12/31/2025	14,096,684.95	14,096,684.95	14,096,684.95
				Subtotal	14,096,684.95	2.960				14,096,684.95	14,096,684.95	14,096,684.95
General Reserve Fund												
38145C752	10115	01GRF	Goldman Sachs Ila Fed Port	Amort	0.00			100.000	12/31/2025	0.00	0.00	0.00
PAINVEST	10050	01GRF	PA Invest	Amort	0.00			100.000	12/31/2025	0.00	0.00	0.00
PAINVEST	10462	01GRF	PA Invest	Amort	27,655,883.49	3.910		100.000	12/31/2025	27,655,883.49	27,655,883.49	27,655,883.49
592179KD6	11121	01GRF	METLIFE	Fair	2,000,000.00	5.135	01/06/2026	99.961	12/31/2025	1,999,236.00	1,999,963.23	1,999,236.00
592179KD6	11139	01GRF	METLIFE	Fair	2,000,000.00	4.486	01/06/2026	99.961	12/31/2025	1,999,236.00	2,000,135.76	1,999,236.00
742718BH1	11150	01GRF	Procter & Gamble CO	Fair	2,093,000.00	3.897	01/15/2026	100.086	12/31/2025	2,094,810.45	2,095,002.94	2,094,810.45
64966MYL7	10944	01GRF	City of New York	Fair	3,000,000.00	2.642	04/01/2026	98.190	12/31/2025	2,945,728.57	3,004,519.89	2,945,728.57
57629W6F2	11116	01GRF	Mass Mutual Global	Fair	2,250,000.00	5.350	04/10/2026	100.145	12/31/2025	2,253,276.00	2,245,063.21	2,253,276.00
57629W6F2	11120	01GRF	Mass Mutual Global	Fair	2,000,000.00	5.151	04/10/2026	100.145	12/31/2025	2,002,912.00	1,996,608.22	2,002,912.00
53943SED5	11199	01GRF	Lloyd Bank Corp	Fair	5,000,000.00	3.966	05/13/2026	98.599	12/31/2025	4,929,985.00	4,929,600.00	4,929,985.00
58989V2F0	11129	01GRF	Met Tower Global Fund	Fair	2,000,000.00	4.853	06/20/2026	100.583	12/31/2025	2,011,678.00	2,004,825.78	2,011,678.00
54438CYL0	10955	01GRF	Los Angeles CA Community	Fair	1,480,000.00	3.339	08/01/2026	98.544	12/31/2025	1,458,452.13	1,464,324.25	1,458,452.13
826200AD9	11141	01GRF	SIEMENS	Fair	2,500,000.00	4.364	08/17/2026	101.238	12/31/2025	2,530,970.00	2,526,182.54	2,530,970.00
91282CHY0	11041	01GRF	U.S. Treasury	Fair	1,000,000.00	4.911	09/15/2026	100.722	12/31/2025	1,007,226.56	998,134.66	1,007,226.56
06375M3Z6	11034	01GRF	Bank of Montreal	Fair	3,000,000.00	5.583	09/21/2026	99.704	12/31/2025	2,991,138.00	3,000,000.00	2,991,138.00
882724WT0	10915	01GRF	Texas Public Finance Authority	Fair	7,500,000.00	1.289	10/01/2026	100.898	12/31/2025	7,567,373.03	7,701,252.42	7,567,373.03
059189N55	11185	01GRF	City of Baltimore	Fair	910,000.00	4.024	10/15/2026	101.973	12/31/2025	927,962.04	923,458.16	927,962.04
771196CE0	11128	01GRF	ROCHE HLDGS INC	Fair	3,500,000.00	4.842	11/13/2026	100.995	12/31/2025	3,534,835.50	3,511,904.48	3,534,835.50
5253JAZ4	11142	01GRF	Aust & NZ Banking Group	Fair	3,000,000.00	4.255	01/18/2027	100.877	12/31/2025	3,026,325.00	3,014,558.20	3,026,325.00
64953BBM9	11127	01GRF	New York Life Global	Fair	2,000,000.00	4.837	04/02/2027	101.237	12/31/2025	2,024,758.00	2,001,394.75	2,024,758.00
29446MAE2	11097	01GRF	EQUINOR ASA	Fair	1,000,000.00	4.833	04/06/2027	99.152	12/31/2025	991,527.00	978,704.38	991,527.00
57629W4S6	11126	01GRF	Mass Mutual Global	Fair	3,000,000.00	4.867	04/09/2027	101.427	12/31/2025	3,042,834.00	3,008,119.09	3,042,834.00
64971MT44	11176	01GRF	NYC Transitional Fin Authority	Fair	2,000,000.00	4.310	05/01/2027	101.060	12/31/2025	2,021,217.34	2,023,934.25	2,021,217.34
74172WAJ5	11188	01GRF	Prince George County Rev	Fair	560,000.00	3.976	05/01/2027	100.225	12/31/2025	561,264.44	557,718.07	561,264.44
166764BX7	11073	01GRF	Chevron Corp	Fair	3,000,000.00	4.379	05/11/2027	97.746	12/31/2025	2,932,389.00	2,910,202.44	2,932,389.00
90327QD97	11124	01GRF	USAA CAP CORP	Fair	5,000,000.00	5.048	06/01/2027	102.041	12/31/2025	5,102,050.00	5,013,048.18	5,102,050.00
649907XF4	11100	01GRF	New York State Dormitory Auth	Fair	1,000,000.00	5.049	07/01/2027	100.983	12/31/2025	1,009,839.89	998,077.51	1,009,839.89
3130B2WX9	11148	01GRF	Federal Home Loan Bank	Fair	3,000,000.00	3.666	10/01/2027	99.886	12/31/2025	2,996,598.00	3,000,000.00	2,996,598.00

**Delaware River Joint TBC
Investment Classification
December 31, 2025**

CUSIP	Investment #	Fund	Issuer	Investment Class	Par Value	YTM	Maturity Date	Market Price	Market Date	Market Value	Book Value	Reported Value
General Reserve Fund												
3130B3JC8	11158	01GRF	Federal Home Loan Bank	Fair	1,500,000.00	4.310	10/22/2027	100.189	12/31/2025	1,502,842.50	1,500,000.00	1,502,842.50
40139LBG7	11098	01GRF	Guardian Life Global Funding	Fair	3,000,000.00	4.853	10/28/2027	102.911	12/31/2025	3,087,330.00	3,034,410.50	3,087,330.00
64966MGP8	11169	01GRF	City of New York	Fair	1,000,000.00	4.391	12/01/2027	99.283	12/31/2025	992,830.63	983,174.88	992,830.63
64952WEY5	11111	01GRF	New York Life Global	Fair	3,000,000.00	5.020	01/09/2028	101.799	12/31/2025	3,053,997.00	2,990,580.09	3,053,997.00
3130AYLF1	11094	01GRF	Federal Home Loan Bank	Fair	3,000,000.00	4.535	01/14/2028	100.027	12/31/2025	3,000,828.00	2,999,114.81	3,000,828.00
3136GA6V6	11162	01GRF	Federal National Mtg Assn	Fair	5,000,000.00	4.650	01/27/2028	100.065	12/31/2025	5,003,285.00	5,000,000.00	5,003,285.00
3130B4WZ0	11172	01GRF	Federal Home Loan Bank	Fair	5,000,000.00	4.550	02/18/2028	100.098	12/31/2025	5,004,935.00	5,000,000.00	5,004,935.00
3130B5HW1	11173	01GRF	Federal Home Loan Bank	Fair	1,610,000.00	4.280	03/13/2028	100.127	12/31/2025	1,612,044.70	1,610,000.00	1,612,044.70
3130B5LN6	11175	01GRF	Federal Home Loan Bank	Fair	4,000,000.00	4.300	03/24/2028	100.150	12/31/2025	4,006,000.00	4,000,000.00	4,006,000.00
13063DGC6	11040	01GRF	State of California	Fair	2,000,000.00	5.035	04/01/2028	99.810	12/31/2025	1,996,207.67	1,938,820.11	1,996,207.67
3134HBMML2	11178	01GRF	Federal Home Loan Mtg Corp	Fair	2,000,000.00	4.248	04/24/2028	100.153	12/31/2025	2,003,070.00	2,000,000.00	2,003,070.00
637639AK1	11104	01GRF	National Securities Clearing	Fair	4,000,000.00	4.641	05/30/2028	102.337	12/31/2025	4,093,492.00	4,030,974.26	4,093,492.00
01266HFL8	11050	01GRF	Albemarle Cnty VA Economic	Fair	3,000,000.00	5.260	06/01/2028	100.591	12/31/2025	3,017,748.63	3,002,456.85	3,017,748.63
686053DR7	11171	01GRF	Oregon School Board Assn	Fair	2,289,489.48	4.283	06/30/2028	101.800	12/31/2025	2,330,713.00	2,318,446.64	2,330,713.00
898365AP6	11066	01GRF	Boston College	Fair	2,550,000.00	4.705	07/01/2028	101.915	12/31/2025	2,598,837.80	2,539,386.15	2,598,837.80
3136GAGW3	11180	01GRF	Federal National Mtg Assn	Fair	4,400,000.00	4.043	08/10/2028	100.183	12/31/2025	4,408,074.00	4,402,305.58	4,408,074.00
59217GFO7	11203	01GRF	METLIFE	Amort	5,000,000.00	3.986	09/12/2028	103.586	12/31/2025	5,179,300.00	5,178,640.37	5,178,640.37
91282CJA0	11042	01GRF	U.S. Treasury	Fair	1,000,000.00	4.806	09/30/2028	102.832	12/31/2025	1,028,320.31	995,601.18	1,028,320.31
67080LAA3	11063	01GRF	Nuveen LLC	Fair	5,000,000.00	5.034	11/01/2028	99.943	12/31/2025	4,997,175.00	4,863,091.53	4,997,175.00
91282CJN2	11060	01GRF	U.S. Treasury	Fair	2,000,000.00	4.257	11/30/2028	102.277	12/31/2025	2,045,546.88	2,006,087.90	2,045,546.88
64952WFF5	11149	01GRF	New York Life Global	Fair	1,850,000.00	4.045	01/29/2029	101.714	12/31/2025	1,881,723.80	1,883,829.60	1,881,723.80
649902S53	11192	01GRF	New York State Dormitory Auth	Fair	4,000,000.00	4.248	02/15/2029	103.807	12/31/2025	4,152,293.24	4,159,748.39	4,152,293.24
3130B0KB4	11105	01GRF	Federal Home Loan Bank	Fair	3,000,000.00	5.000	03/20/2029	100.292	12/31/2025	3,008,760.00	3,000,000.00	3,008,760.00
95662NSL3	11154	01GRF	West Virginia Housing	Fair	510,000.00	4.207	05/01/2029	105.767	12/31/2025	539,413.84	537,459.82	539,413.84
3136GAK24	11183	01GRF	Federal National Mtg Assn	Fair	5,000,000.00	4.150	07/11/2029	100.248	12/31/2025	5,012,425.00	5,000,000.00	5,012,425.00
3130B2N43	11144	01GRF	Federal Home Loan Bank	Fair	4,000,000.00	4.000	09/10/2029	99.818	12/31/2025	3,992,720.00	4,000,000.00	3,992,720.00
3134HBEU1	11177	01GRF	Federal Home Loan Mtg Corp	Fair	3,083,000.00	4.119	09/19/2029	100.183	12/31/2025	3,088,651.14	3,091,333.97	3,088,651.14
95662NSM1	11155	01GRF	West Virginia Housing	Fair	505,000.00	4.800	11/01/2029	106.031	12/31/2025	535,458.55	535,057.40	535,458.55
3130B6DA1	11179	01GRF	Federal Home Loan Bank	Fair	3,000,000.00	4.150	05/07/2030	100.360	12/31/2025	3,010,818.00	3,000,000.00	3,010,818.00
57604TAC0	11194	01GRF	Commonwealth of	Fair	3,850,000.00	4.155	06/01/2030	102.901	12/31/2025	3,961,725.23	3,988,077.05	3,961,725.23
3130B6V60	11181	01GRF	Federal Home Loan Bank	Fair	5,000,000.00	4.570	07/08/2030	100.311	12/31/2025	5,015,555.00	5,000,000.00	5,015,555.00
3130B7G57	11186	01GRF	Federal Home Loan Bank	Fair	1,700,000.00	4.198	08/12/2030	99.984	12/31/2025	1,699,736.50	1,700,000.00	1,699,736.50
3136GANV7	11187	01GRF	Federal National Mtg Assn	Fair	3,830,000.00	4.116	08/19/2030	99.966	12/31/2025	3,828,713.12	3,827,335.19	3,828,713.12
3130B7LE2	11189	01GRF	Federal Home Loan Bank	Fair	5,000,000.00	4.000	09/09/2030	99.710	12/31/2025	4,985,515.00	5,000,000.00	4,985,515.00
3136GARY7	11193	01GRF	Federal National Mtg Assn	Fair	5,000,000.00	3.749	09/10/2030	98.962	12/31/2025	4,948,100.00	5,000,000.00	4,948,100.00
3130B8AY8	11197	01GRF	Federal Home Loan Bank	Fair	2,500,000.00	3.740	09/20/2030	98.960	12/31/2025	2,474,020.00	2,500,000.00	2,474,020.00

**Delaware River Joint TBC
Investment Classification
December 31, 2025**

CUSIP	Investment #	Fund	Issuer	Investment Class	Par Value	YTM	Maturity Date	Market Price	Market Date	Market Value	Book Value	Reported Value
General Reserve Fund												
3130B8AV4	11196	01GRF	Federal Home Loan Bank	Fair	2,500,000.00	3.800	10/15/2030	99.127	12/31/2025	2,478,192.50	2,500,000.00	2,478,192.50
3134HB7H8	11200	01GRF	Federal Home Loan Mtg Corp	Fair	3,000,000.00	4.000	11/20/2030	99.791	12/31/2025	2,993,742.00	3,000,000.00	2,993,742.00
3130B8MA7	11201	01GRF	Federal Home Loan Bank	Fair	3,000,000.00	3.900	11/26/2030	99.387	12/31/2025	2,981,637.00	3,000,000.00	2,981,637.00
3136GCAY1	11204	01GRF	Federal National Mtg Assn	Fair	5,000,000.00	3.875	12/16/2030	99.388	12/31/2025	4,969,405.00	5,000,000.00	4,969,405.00
				Subtotal	217,126,372.97	4.210				218,140,688.48	217,678,548.17	218,140,028.85
Operating Fund												
38145C752	10108	01OF	Goldman Sachs Ila Fed Port	Amort	377,279.07	2.960		100.000	12/31/2025	377,279.07	377,279.07	377,279.07
91282CJV4	11165	01OF	U.S. Treasury	Fair	8,645,000.00	4.272	01/31/2026	100.011	12/31/2025	8,646,013.11	8,644,836.60	8,646,013.11
				Subtotal	9,022,279.07	4.218				9,023,292.18	9,022,115.67	9,023,292.18
Reserve Maintenance Fund												
38145C752	10106	01RMF	Goldman Sachs Ila Fed Port	Amort	696,517.85	2.960		100.000	12/31/2025	696,517.85	696,517.85	696,517.85
91282CJV4	11166	01RMF	U.S. Treasury	Fair	15,962,000.00	4.272	01/31/2026	100.011	12/31/2025	15,963,870.59	15,961,698.29	15,963,870.59
				Subtotal	16,658,517.85	4.218				16,660,388.44	16,658,216.14	16,660,388.44
Scudder Falls Insurance Reserv												
38145C752	10506	01SFIR	Goldman Sachs Ila Fed Port	Amort	1,413,277.99	2.960		100.000	12/31/2025	1,413,277.99	1,413,277.99	1,413,277.99
				Subtotal	1,413,277.99	2.960				1,413,277.99	1,413,277.99	1,413,277.99
Debt Service Reserve Fund Comm												
38145C752	10994	06DSRF	Goldman Sachs Ila Fed Port	Amort	1,045,529.35	2.960		100.000	12/31/2025	1,045,529.35	1,045,529.35	1,045,529.35
91282CJV4	11164	06DSRF	U.S. Treasury	Fair	47,625,000.00	4.260	01/31/2026	100.011	12/31/2025	47,630,581.17	47,624,577.52	47,630,581.17
91282CJV4	11168	06DSRF	U.S. Treasury	Fair	1,017,000.00	4.257	01/31/2026	100.011	12/31/2025	1,017,119.18	1,016,993.38	1,017,119.18
				Subtotal	49,687,529.35	4.232				49,693,229.70	49,687,100.25	49,693,229.70
				Total	308,004,662.18	4.151				309,027,561.74	308,555,943.17	309,026,902.11

DELAWARE RIVER JOINT TOLL BRIDGE COMMISSION
Meeting of January 26, 2026
TOLL TRAFFIC AND REVENUE STATISTICS (December 2025)

Summary: The Commission recorded a decrease in total toll revenue for December 2025 in comparison to the December 2024 traffic and revenue statistics. Total toll traffic also reflected a decrease for the month. [It should be noted that the Commission eliminated cash toll collections at TM, I78, EP, and DWG at 11:00 PM on January 12, 2025. In addition, it should be noted that 2024 was a leap year].

Analysis of December 2025 / December 2024 toll revenue data comparison:

- Total toll revenue decreased by **\$233,942** or **1.43** percent at the Commission's eight toll bridges for the month of December.
- Commercial-vehicle toll revenue decreased \$22,647 or 0.21 percent.
- Passenger-vehicle toll revenue decreased \$211,295 or 3.73 percent.

Analysis of December 2025 / December 2024 traffic data comparison:

- Total toll traffic decreased by **53,478** vehicles, or **1.40** percent for the month.
- Commercial-vehicle traffic decreased by 7,734 vehicles, or 1.39 percent.
- Passenger-vehicle toll traffic decreased by 45,744 vehicles, or 1.41 percent.
- Average daily toll traffic for the Commission's toll bridges for December 2025 was 121,220 total vehicles as compared to the 122,945 total vehicles recorded in December 2024, a decrease on average of 1,725 vehicles a day.
- Total recorded westbound traffic volume at the ten toll supported bridges for December 2025 decreased by 9,382 vehicles, or 0.50 percent as compared to December 2024. Average daily westbound traffic on the toll supported bridges was 55,641 vehicles in December 2025 as compared to 55,943 vehicles in December 2024.

Traffic analysis for December 2025:

- Total toll traffic for the eight toll bridges reflected a 1.03 percent decrease for the current year compared to 2024.
- Westbound traffic on the ten toll supported bridges reflected a decrease of 2.4 percent for 2025 when compared to 2024.

REGION REVIEW:

Southern Region

Total toll traffic at Trenton-Morrisville (TM) reflected a 2.78 percent increase for December 2025 when compared to December 2024 as the result of increases of 16,140 cars and 2,478 trucks. The Scudder Falls Bridge recorded a 0.06 percent decrease in total toll traffic for December 2025 compared to December 2024 due to a decrease of 162 cars and a decrease of 207 trucks. At New Hope-Lambertville (NHL), a decrease of 5,618 cars combined with a decrease of 356 trucks resulted in a decrease of 4.24 percent in total toll traffic for December 2025 as compared to December 2024.

Central Region

The I-78 Toll Bridge recorded a decrease of 2.15 percent in total toll traffic for the month of December 2025 when compared to December 2024 as the result of decreases of 14,723 cars and 5,474 trucks. At the Easton-Phillipsburg (EP) Toll Bridge, the decrease of 3,617 passenger vehicles combined with the decrease of 4,776 trucks generated a 1.88 percent decrease in total toll traffic for December 2025 as compared to December 2024.

Northern Region

Portland-Columbia (PC) recorded a 2.22 percent increase in total toll traffic during December 2025 compared to December 2024 as the result of the increase of 279 automobiles and the increase of 1,735 trucks. At the Delaware Water Gap (DWG) Toll Bridge, the decrease of 38,219 passenger vehicles combined with the decrease of 515 trucks generated a decrease of 4.98 percent in total toll traffic for December 2025 when compared to December 2024. At Milford-Montague (MM), an increase of 176 passenger vehicles and a decrease of 619 trucks produced a 0.50 percent decrease in total toll traffic for the month of December 2025 as compared to December 2024.

E-ZPass Penetration Rates

The table below provides a comparison of the *E-ZPass* penetration rates for the Commission's eight (8) toll bridges for the months of December 2025 and December 2024, and the year-to-date periods ending December 31, 2025 and December 31, 2024.

		<i>E-ZPass</i> PENETRATION RATES					
		DEC. 2025	DEC. 2024	Change in Monthly Percentage	YTD 2025	YTD 2024	Change in YTD Percentage
All Toll Bridges	Cars	87.15	84.22	2.93	87.04	84.73	2.31
	Trucks	88.06	87.10	0.96	88.46	87.94	0.52
	Total	87.28	84.64	2.64	87.26	85.21	2.05
Trenton - Morrisville	Cars	87.03	83.36	3.67	86.74	83.75	2.99
	Trucks	85.94	85.57	0.37	86.50	86.19	0.31
	Total	86.92	83.57	3.35	86.72	84.01	2.71
Scudder Falls	Cars	91.79	91.26	0.53	91.97	91.88	0.09
	Trucks	89.19	89.37	-0.18	89.90	89.67	0.23
	Total	91.66	91.16	0.50	91.86	91.77	0.09
New Hope - Lambertville	Cars	94.06	93.07	0.99	93.69	92.98	0.71
	Trucks	90.75	87.70	3.05	90.31	89.69	0.62
	Total	93.80	92.65	1.15	93.40	92.70	0.70
I-78	Cars	84.70	80.17	4.53	84.23	80.99	3.24
	Trucks	88.49	87.79	0.70	89.16	88.72	0.44
	Total	85.80	82.38	3.42	85.68	83.31	2.37
Easton - Phillipsburg	Cars	88.05	85.80	2.25	88.36	86.14	2.22
	Trucks	87.49	84.57	2.92	87.91	85.47	2.44
	Total	88.01	85.71	2.30	88.33	86.09	2.24
Portland - Columbia	Cars	88.63	88.16	0.47	88.08	86.31	1.77
	Trucks	90.01	86.63	3.38	88.16	87.83	0.33
	Total	88.80	88.00	0.80	88.09	86.48	1.61
Delaware Water Gap	Cars	82.81	78.66	4.15	82.75	79.69	3.06
	Trucks	87.81	86.54	1.27	87.71	87.36	0.35
	Total	83.70	79.99	3.71	83.63	81.02	2.61
Milford - Montague	Cars	87.82	87.69	0.13	87.66	85.53	2.13
	Trucks	84.52	86.04	-1.52	85.81	85.11	0.70
	Total	87.71	87.62	0.09	87.58	85.51	2.07

Starting 11pm on January 12th, 2025, the Commission ceased cash toll collections at TM, I-78, EP and DWG, and completed soft AET conversions at all toll bridges.

DELAWARE RIVER JOINT TOLL BRIDGE COMMISSION
ALL TOLL BRIDGES
COMPARATIVE STATEMENT OF TOLL TRAFFIC AND REVENUE

DECEMBER 2025

JANUARY 1, 2024 DECEMBER 31, 2024 366 DAYS		JANUARY 1, 2025 DECEMBER 31, 2025 365 DAYS		VEHICLE CLASS	MONTH OF DECEMBER 2025 31 DAYS		MONTH OF DECEMBER 2024 31 DAYS	
NUMBER OF VEHICLES	TOTAL REVENUE	NUMBER OF VEHICLES	TOTAL REVENUE		NUMBER OF VEHICLES	TOTAL REVENUE	NUMBER OF VEHICLES	TOTAL REVENUE
39,719,500	\$ 69,198,193.85	39,310,796	\$ 67,269,226.90	Passenger	3,208,636	\$ 5,468,777.15	3,254,380	\$ 5,686,597.65
-	(345,248.75)		(471,172.00)	Discounts *	-	(17,096.50)	-	(23,622.50)
39,719,500	\$ 68,852,945.10	39,310,796	\$ 66,798,054.90	TOTAL PASSENGER	3,208,636	\$ 5,451,680.65	3,254,380	\$ 5,662,975.15
1,412,113	12,911,178.30	1,389,997	12,658,697.95	2-Axle Trucks	98,335	898,305.00	111,951	1,024,036.00
492,592	6,739,489.50	486,353	6,649,159.50	3-Axle Trucks	40,048	547,993.50	38,690	529,866.00
527,527	9,645,168.00	488,726	8,926,186.00	4-Axle Trucks	38,230	697,498.00	35,418	647,724.00
4,500,434	102,517,850.00	4,497,406	102,441,247.50	5-Axle Trucks	364,104	8,296,195.00	363,123	8,280,637.50
106,010	2,878,533.00	107,395	2,916,453.00	6-Axle Trucks	8,116	220,620.00	7,327	199,131.00
5,415	180,457.50	3,476	118,511.50	7-Axle Trucks	340	11,598.00	398	13,462.00
7,044,091	\$ 134,872,676.30	6,973,353	\$ 133,710,255.45	TOTAL TRUCKS	549,173	\$ 10,672,209.50	556,907	\$ 10,694,856.50
46,763,591	\$ 203,725,621.40	46,284,149	\$ 200,508,310.35	TOTAL TOLL VEHICLES	3,757,809	\$ 16,123,890.15	3,811,287	\$ 16,357,831.65
127,769	\$ 556,627.38	126,806	\$ 549,337.84	DAILY AVERAGE	121,220	\$ 520,125.49	122,945	\$ 527,671.99
YTD Rate Change				MTD Rate Change Traffic				
Traffic (toll)		-1.03%		Traffic (toll)		-1.40%		
Autos		-1.03%		Autos		-1.41%		
Trucks		-1.00%		Trucks		-1.39%		
Revenue		-1.58%		Revenue		-1.43%		
Autos		-2.98%		Autos		-3.73%		
Trucks		-0.86%		Trucks		-0.21%		

* "Discounts" The Commuter Discount was eliminated effective January 1st, 2024. The commuter discount reported in the January 2024 Comparatives represented the discounts issued for trips made in December 2023. "Discounts" now represents adjustments for employee and Commission vehicle non-revenue crossings.

NOTE: On January 12, 2025 at 11:00 PM the Commission eliminated Cash Toll collections at TM, I78, EP, and DWG.
NOTE: 2024 was a Leap Year

DELAWARE RIVER JOINT TOLL BRIDGE COMMISSION
TRENTON - MORRISVILLE TOLL BRIDGE
COMPARATIVE STATEMENT OF TOLL TRAFFIC AND REVENUE

JANUARY 1, 2024 DECEMBER 31, 2024 366 DAYS		JANUARY 1, 2025 DECEMBER 31, 2025 365 DAYS		DECEMBER 2025		MONTH OF DECEMBER 2025 31 DAYS		MONTH OF DECEMBER 2024 31 DAYS	
NUMBER OF VEHICLES	TOTAL REVENUE	NUMBER OF VEHICLES	TOTAL REVENUE	VEHICLE CLASS	NUMBER OF VEHICLES	TOTAL REVENUE	NUMBER OF VEHICLES	TOTAL REVENUE	
7,375,839	\$ 12,935,029.50 (49,474.25)	7,558,126	\$ 12,951,422.25 (99,762.50)	Passenger Discounts *	622,340	\$ 1,061,628.25 (4,631.00)	606,200	\$ 1,066,489.25 (3,498.50)	
7,375,839	\$ 12,885,555.25	7,558,126	\$ 12,851,659.75	TOTAL PASSENGER	622,340	\$ 1,056,997.25	606,200	\$ 1,062,990.75	
275,905	2,519,714.00	264,163	2,408,216.00	2-Axle Trucks	19,530	178,229.00	21,387	195,722.00	
136,864	1,872,633.00	127,440	1,744,378.50	3-Axle Trucks	11,276	154,716.00	9,936	136,020.00	
112,577	2,061,128.00	96,870	1,769,312.00	4-Axle Trucks	8,406	153,312.00	6,266	114,400.00	
319,227	7,297,382.50	344,749	7,885,357.50	5-Axle Trucks	27,071	619,265.00	26,049	595,657.50	
8,900	243,564.00	9,734	265,530.00	6-Axle Trucks	712	19,443.00	803	21,924.00	
2,376	75,841.50	234	7,577.50	7-Axle Trucks	66	2,121.00	142	4,504.50	
855,849	\$ 14,070,263.00	843,190	\$ 14,080,371.50	TOTAL TRUCKS	67,061	\$ 1,127,086.00	64,583	\$ 1,068,228.00	
8,231,688	\$ 26,955,818.25	8,401,316	\$ 26,932,031.25	TOTAL TOLL VEHICLES	689,401	\$ 2,184,083.25	670,783	\$ 2,131,218.75	
22,491	\$ 73,649.78	23,017	\$ 73,786.39	DAILY AVERAGE	22,239	\$ 70,454.30	21,638	\$ 68,748.99	
Rate Change				Rate Change					
Traffic (toll)		2.06%		Traffic (toll)		2.78%			
Autos		2.47%		Autos		2.66%			
Trucks		-1.48%		Trucks		3.84%			
Revenue		-0.09%		Revenue		2.48%			
Autos		-0.26%		Autos		-0.56%			
Trucks		0.07%		Trucks		5.51%			

DELAWARE RIVER JOINT TOLL BRIDGE COMMISSION
 SCUDDER FALLS TOLL BRIDGE
 COMPARATIVE STATEMENT OF TOLL TRAFFIC AND REVENUE

JANUARY 1, 2024 DECEMBER 31, 2024 366 DAYS		JANUARY 1, 2025 DECEMBER 31, 2025 365 DAYS		DECEMBER 2025 MONTH OF DECEMBER 2025 31 DAYS		MONTH OF DECEMBER 2024 31 DAYS		
NUMBER OF VEHICLES	TOTAL REVENUE	NUMBER OF VEHICLES	TOTAL REVENUE	VEHICLE CLASS	NUMBER OF VEHICLES	TOTAL REVENUE	NUMBER OF VEHICLES	TOTAL REVENUE
7,628,558	\$ 12,413,840.60 (52,355.79)	7,713,413	\$ 12,571,809.40 (39,587.00)	Passenger Discounts *	626,099	\$ 1,020,519.15 (983.50)	626,261	\$ 1,025,248.90 (3,048.50)
7,628,558	\$ 12,361,484.81	7,713,413	\$ 12,532,222.40	TOTAL PASSENGER	626,099	1,019,535.65	626,261	\$ 1,022,200.40
205,680	1,869,418.30	207,156	1,882,968.95	2-Axle Trucks	14,430	131,342.00	16,064	146,024.00
37,190	506,115.00	37,995	517,089.00	3-Axle Trucks	3,263	44,401.50	2,902	39,547.50
27,346	499,792.00	30,204	552,248.00	4-Axle Trucks	1,994	36,504.00	1,953	35,728.00
137,771	3,140,695.00	145,767	3,319,492.50	5-Axle Trucks	11,918	271,502.50	10,927	249,160.00
2,246	61,284.00	2,359	64,311.00	6-Axle Trucks	146	3,987.00	113	3,084.00
241	8,323.00	218	7,471.00	7-Axle Trucks	22	756.50	21	739.00
410,474	\$ 6,085,627.30	423,699	\$ 6,343,580.45	TOTAL TRUCKS	31,773	\$ 488,493.50	31,980	\$ 474,282.50
8,039,032	\$ 18,447,112.11	8,137,112	\$ 18,875,802.85	TOTAL TOLL VEHICLES	657,872	\$ 1,508,029.15	658,241	\$ 1,496,482.90
21,965	\$ 50,401.95	22,293	\$ 51,714.53	DAILY AVERAGE	21,222	\$ 48,646.10	21,234	\$ 48,273.64
Rate Change				Rate Change				
Traffic (toll)		1.22%		Traffic (toll)		-0.06%		
Autos		1.11%		Autos		-0.03%		
Trucks		3.22%		Trucks		-0.65%		
Revenue		2.32%		Revenue		0.77%		
Autos		1.38%		Autos		-0.26%		
Trucks		4.24%		Trucks		3.00%		

DELAWARE RIVER JOINT TOLL BRIDGE COMMISSION
 NEW HOPE - LAMBERTVILLE TOLL BRIDGE
 COMPARATIVE STATEMENT OF TOLL TRAFFIC AND REVENUE

JANUARY 1, 2024 DECEMBER 31, 2024 366 DAYS		JANUARY 1, 2025 DECEMBER 31, 2025 365 DAYS		VEHICLE CLASS		DECEMBER 2025		MONTH OF DECEMBER 2024	
						NUMBER OF VEHICLES	TOTAL REVENUE	NUMBER OF VEHICLES	TOTAL REVENUE
1,555,092	\$ 2,528,675.00	1,534,261	\$ 2,480,047.00	Passenger	124,341	\$ 198,926.50	129,959	\$ 210,408.75	
	(32,057.58)		(68,571.50)	Discounts *		(3,163.00)		(2,525.00)	
1,555,092	\$ 2,496,617.42	1,534,261	\$ 2,411,475.50	TOTAL PASSENGER	124,341	\$ 195,763.50	129,959	\$ 207,883.75	
68,438	622,721.00	72,820	636,285.00	2-Axle Trucks	5,093	45,982.00	5,770	52,582.00	
14,116	192,264.00	15,896	216,442.50	3-Axle Trucks	1,125	15,288.00	1,023	13,960.50	
10,193	186,844.00	10,716	196,078.00	4-Axle Trucks	678	12,350.00	681	12,508.00	
45,618	1,037,120.00	43,584	992,100.00	5-Axle Trucks	3,442	78,307.50	3,239	73,820.00	
3,656	99,300.00	3,843	104,484.00	6-Axle Trucks	293	7,998.00	271	7,365.00	
42	1,351.00	35	1,134.00	7-Axle Trucks	2	66.50	5	161.00	
142,063	\$ 2,139,600.00	146,894	\$ 2,146,523.50	TOTAL TRUCKS	10,633	\$ 159,992.00	10,989	\$ 160,396.50	
1,697,155	\$ 4,636,217.42	1,681,155	\$ 4,557,999.00	TOTAL TOLL VEHICLES	134,974	\$ 355,755.50	140,948	\$ 368,280.25	
4,637	\$ 12,667.26	4,606	\$ 12,487.67	DAILY AVERAGE	4,354	\$ 11,475.98	4,547	\$ 11,880.01	
Rate Change						Rate Change			
Traffic (toll)		-0.94%				Traffic (toll)		-4.24%	
Autos		-1.34%				Autos		-4.32%	
Trucks		3.40%				Trucks		-3.24%	
Revenue		-1.69%				Revenue		-3.40%	
Autos		-3.41%				Autos		-5.83%	
Trucks		0.32%				Trucks		-0.25%	

DELAWARE RIVER JOINT TOLL BRIDGE COMMISSION
 178 TOLL BRIDGE
 COMPARATIVE STATEMENT OF TOLL TRAFFIC AND REVENUE

JANUARY 1, 2024 DECEMBER 31, 2024 366 DAYS		JANUARY 1, 2025 DECEMBER 31, 2025 365 DAYS		DECEMBER 2025		MONTH OF DECEMBER 2025 31 DAYS		MONTH OF DECEMBER 2024 31 DAYS	
NUMBER OF VEHICLES	TOTAL REVENUE	NUMBER OF VEHICLES	TOTAL REVENUE	VEHICLE CLASS	NUMBER OF VEHICLES	TOTAL REVENUE	NUMBER OF VEHICLES	TOTAL REVENUE	
7,835,621	\$ 14,138,989.00 (26,866.90)	8,025,038	\$ 14,118,479.00 (36,525.00)	Passenger Discounts *	651,979	\$ 1,137,893.25 (1,405.00)	666,702	\$ 1,208,231.50 (871.50)	
7,835,621	\$ 14,112,122.10	8,025,038	\$ 14,081,954.00	TOTAL PASSENGER	651,979	\$ 1,136,488.25	666,702	\$ 1,207,360.00	
365,451	3,350,743.00	364,597	3,336,759.00	2-Axle Trucks	25,933	237,909.00	29,773	273,096.00	
159,972	2,188,452.00	163,128	2,229,658.50	3-Axle Trucks	13,367	182,907.00	13,548	185,578.50	
222,074	4,055,130.00	203,653	3,714,570.00	4-Axle Trucks	16,915	308,830.00	15,990	291,996.00	
2,555,243	58,159,405.00	2,570,225	58,487,872.50	5-Axle Trucks	205,969	4,689,572.50	208,409	4,749,097.50	
59,180	1,605,015.00	56,451	1,531,383.00	6-Axle Trucks	4,091	111,063.00	4,059	110,109.00	
1,647	55,665.00	1,914	65,175.50	7-Axle Trucks	146	5,136.50	116	4,061.00	
3,363,567	\$ 69,414,410.00	3,359,968	\$ 69,365,418.50	TOTAL TRUCKS	266,421	\$ 5,535,418.00	271,895	\$ 5,613,938.00	
11,199,188	\$ 83,526,532.10	11,385,006	\$ 83,447,372.50	TOTAL TOLL VEHICLES	918,400	\$ 6,671,906.25	938,597	\$ 6,821,298.00	
30,599	\$ 228,214.57	31,192	\$ 228,622.94	DAILY AVERAGE	29,626	\$ 215,222.78	30,277	\$ 220,041.87	
Rate Change						Rate Change			
Traffic (toll)		1.66%				Traffic (toll)		-2.15%	
Autos		2.42%				Autos		-2.21%	
Trucks		-0.11%				Trucks		-2.01%	
Revenue		-0.09%				Revenue		-2.19%	
Autos		-0.21%				Autos		-5.87%	
Trucks		-0.07%				Trucks		-1.40%	

DELAWARE RIVER JOINT TOLL BRIDGE COMMISSION
 EASTON - PHILLIPSBURG TOLL BRIDGE
 COMPARATIVE STATEMENT OF TOLL TRAFFIC AND REVENUE

JANUARY 1, 2024 DECEMBER 31, 2024 366 DAYS		JANUARY 1, 2025 DECEMBER 31, 2025 365 DAYS		DECEMBER 2025		MONTH OF DECEMBER 2025 31 DAYS		MONTH OF DECEMBER 2024 31 DAYS	
NUMBER OF VEHICLES	TOTAL REVENUE	NUMBER OF VEHICLES	TOTAL REVENUE	VEHICLE CLASS	NUMBER OF VEHICLES	TOTAL REVENUE	NUMBER OF VEHICLES	TOTAL REVENUE	
4,937,936	\$ 8,490,965.00	4,982,126	\$ 8,417,209.75	Passenger	409,587	\$ 691,763.00	413,204	\$ 711,592.25	
	(41,296.76)		(71,765.00)	Discounts *		(2,176.50)		(2,550.00)	
4,937,936	\$ 8,449,668.24	4,982,126	\$ 8,345,444.75	TOTAL PASSENGER	409,587	\$ 689,586.50	413,204	\$ 709,042.25	
142,940	1,308,465.00	150,487	1,371,541.00	2-Axle Trucks	10,077	91,975.00	11,425	104,697.00	
39,271	540,492.00	40,564	556,708.50	3-Axle Trucks	2,684	36,835.50	3,178	43,960.50	
34,214	625,206.00	29,580	538,680.00	4-Axle Trucks	1,836	33,276.00	2,218	40,646.00	
178,137	4,066,877.50	184,889	4,215,835.00	5-Axle Trucks	12,983	296,177.50	15,535	354,685.00	
1,929	52,644.00	2,459	67,317.00	6-Axle Trucks	152	4,200.00	159	4,329.00	
41	1,319.50	61	1,949.50	7-Axle Trucks	9	283.50	2	63.00	
396,532	\$ 6,595,004.00	408,040	\$ 6,752,031.00	TOTAL TRUCKS	27,741	\$ 462,747.50	32,517	\$ 548,380.50	
5,334,468	\$ 15,044,672.24	5,390,166	\$ 15,097,475.75	TOTAL TOLL VEHICLES	437,328	\$ 1,152,334.00	445,721	\$ 1,257,422.75	
14,575	\$ 41,105.66	14,768	\$ 41,362.95	DAILY AVERAGE	14,107	\$ 37,172.06	14,378	\$ 40,562.02	
Rate Change						Rate Change			
Traffic (toll)		1.04%				Traffic (toll)		-1.88%	
Autos		0.89%				Autos		-0.88%	
Trucks		2.90%				Trucks		-14.69%	
Revenue		0.35%				Revenue		-8.36%	
Autos		-1.23%				Autos		-2.74%	
Trucks		2.38%				Trucks		-15.62%	

DELAWARE RIVER JOINT TOLL BRIDGE COMMISSION

PORTLAND - COLUMBIA TOLL BRIDGE

COMPARATIVE STATEMENT OF TOLL TRAFFIC AND REVENUE

DECEMBER 2025

JANUARY 1, 2024 DECEMBER 31, 2024 366 DAYS		JANUARY 1, 2025 DECEMBER 31, 2025 365 DAYS		VEHICLE CLASS	MONTH OF DECEMBER 2025 31 DAYS		MONTH OF DECEMBER 2024 31 DAYS	
NUMBER OF VEHICLES	TOTAL REVENUE	NUMBER OF VEHICLES	TOTAL REVENUE		NUMBER OF VEHICLES	TOTAL REVENUE	NUMBER OF VEHICLES	TOTAL REVENUE
1,166,581	\$ 2,013,070.25	1,035,128	\$ 1,763,765.75	Passenger	81,138	\$ 136,930.75	80,859	\$ 136,782.00
	(47,861.36)		(44,838.50)	Discounts *		(1,400.50)		(3,823.00)
1,166,581	\$ 1,965,208.89	1,035,128	\$ 1,718,927.25	TOTAL PASSENGER	81,138	\$ 135,530.25	80,859	\$ 132,959.00
37,036	337,108.00	32,402	294,523.00	2-Axle Trucks	2,728	24,781.00	2,879	26,010.00
13,736	188,121.00	14,862	202,869.00	3-Axle Trucks	1,278	17,383.50	872	11,931.00
46,154	844,748.00	48,443	888,306.00	4-Axle Trucks	3,691	67,344.00	2,941	54,158.00
48,267	1,098,082.50	48,791	1,108,500.00	5-Axle Trucks	3,786	86,110.00	3,051	69,480.00
400	10,971.00	570	15,528.00	6-Axle Trucks	34	924.00	37	1,020.00
12	385.00	13	409.50	7-Axle Trucks			2	63.00
145,605	\$ 2,479,415.50	145,081	\$ 2,510,135.50	TOTAL TRUCKS	11,517	\$ 196,542.50	9,782	\$ 162,662.00
1,312,186	\$ 4,444,624.39	1,180,209	\$ 4,229,062.75	TOTAL TOLL VEHICLES	92,655	\$ 332,072.75	90,641	\$ 295,621.00
3,585	\$ 12,143.78	3,233	\$ 11,586.47	DAILY AVERAGE	2,989	\$ 10,712.02	2,924	\$ 9,536.16
Rate Change					Rate Change			
Traffic (toll)		-10.06%			Traffic (toll)		2.22%	
Autos		-11.27%			Autos		0.35%	
Trucks		-0.36%			Trucks		17.74%	
Revenue		-4.85%			Revenue		12.33%	
Autos		-12.53%			Autos		1.93%	
Trucks		1.24%			Trucks		20.83%	

DELAWARE RIVER JOINT TOLL BRIDGE COMMISSION
DELAWARE WATER GAP TOLL BRIDGE
COMPARATIVE STATEMENT OF TOLL TRAFFIC AND REVENUE

JANUARY 1, 2024 DECEMBER 31, 2024 366 DAYS		JANUARY 1, 2025 DECEMBER 31, 2025 365 DAYS		DECEMBER 2025		MONTH OF DECEMBER 2025 31 DAYS		MONTH OF DECEMBER 2024 31 DAYS	
NUMBER OF VEHICLES	TOTAL REVENUE	NUMBER OF VEHICLES	TOTAL REVENUE	VEHICLE CLASS	NUMBER OF VEHICLES	TOTAL REVENUE	NUMBER OF VEHICLES	TOTAL REVENUE	
8,050,287	\$ 14,643,162.25 (47,097.75)	7,347,827	\$ 13,056,543.50 (49,615.50)	Passenger Discounts *	608,387	\$ 1,077,259.25 (1,579.50)	646,606	\$ 1,184,012.75 (2,388.50)	
8,050,287	\$ 14,596,064.50	7,347,827	\$ 13,006,928.00	TOTAL PASSENGER	608,387	\$ 1,075,679.75	646,606	\$ 1,181,624.25	
283,667	2,601,479.00	267,871	2,449,926.00	2-Axle Trucks	18,375	168,237.00	21,911	200,874.00	
87,610	1,198,498.50	82,651	1,129,461.00	3-Axle Trucks	6,859	93,771.00	7,038	96,178.50	
72,583	1,328,222.00	66,395	1,214,032.00	4-Axle Trucks	4,568	83,272.00	5,253	96,158.00	
1,208,482	27,542,802.50	1,151,326	26,247,925.00	5-Axle Trucks	98,416	2,243,400.00	95,335	2,175,557.50	
29,314	795,288.00	31,684	859,869.00	6-Axle Trucks	2,672	72,564.00	1,853	50,430.00	
1,047	37,268.00	969	33,783.00	7-Axle Trucks	95	3,234.00	110	3,870.50	
1,682,703	\$ 33,503,558.00	1,600,896	\$ 31,934,996.00	TOTAL TRUCKS	130,985	\$ 2,664,478.00	131,500	\$ 2,623,068.50	
9,732,990	\$ 48,099,622.50	8,948,723	\$ 44,941,924.00	TOTAL TOLL VEHICLES	739,372	\$ 3,740,157.75	778,106	\$ 3,804,692.75	
26,593	\$ 131,419.73	24,517	\$ 123,128.56	DAILY AVERAGE	23,851	\$ 120,650.25	25,100	\$ 122,732.02	
Rate Change						Rate Change			
Traffic (toll)						Traffic (toll)			
Autos						Autos			
Trucks						Trucks			
Revenue						Revenue			
Autos						Autos			
Trucks						Trucks			

Note: Multiple sinkholes along Interstate 80 near Wharton, NJ, about 35 miles east of the Delaware Water Gap Toll Bridge, forced a full shutdown of the highway in both directions starting March 19, 2025. Repairs were fully completed and all westbound lanes reopened on June 14, 2025.

DELAWARE RIVER JOINT TOLL BRIDGE COMMISSION
MILFORD - MONTAGUE TOLL BRIDGE
COMPARATIVE STATEMENT OF TOLL TRAFFIC AND REVENUE

JANUARY 1, 2024 DECEMBER 31, 2024 366 DAYS		JANUARY 1, 2025 DECEMBER 31, 2025 365 DAYS		DECEMBER 2025		MONTH OF DECEMBER 2025 31 DAYS		MONTH OF DECEMBER 2024 31 DAYS	
NUMBER OF VEHICLES	TOTAL REVENUE	NUMBER OF VEHICLES	TOTAL REVENUE	VEHICLE CLASS	NUMBER OF VEHICLES	TOTAL REVENUE	NUMBER OF VEHICLES	TOTAL REVENUE	
1,169,586	\$ 2,034,462.25 (48,238.36)	1,114,877	\$ 1,909,950.25 (60,507.00)	Passenger Discounts *	84,765	\$ 143,857.00 (1,757.50)	84,589	\$ 143,832.25 (4,917.50)	
1,169,586	\$ 1,986,223.89	1,114,877	\$ 1,849,443.25	TOTAL PASSENGER	84,765	\$ 142,099.50	84,589	\$ 138,914.75	
32,996	301,530.00	30,501	278,479.00	2-Axle Trucks	2,169	19,850.00	2,742	25,031.00	
3,833	52,914.00	3,817	52,552.50	3-Axle Trucks	196	2,691.00	193	2,689.50	
2,386	44,098.00	2,865	52,960.00	4-Axle Trucks	142	2,610.00	116	2,130.00	
7,689	175,485.00	8,075	184,165.00	5-Axle Trucks	519	11,860.00	578	13,180.00	
385	10,467.00	295	8,031.00	6-Axle Trucks	16	441.00	32	870.00	
9	304.50	32	1,011.50	7-Axle Trucks					
47,298	\$ 584,798.50	45,585	\$ 577,199.00	TOTAL TRUCKS	3,042	\$ 37,452.00	3,661	\$ 43,900.50	
1,216,884	\$ 2,571,022.39	1,160,462	\$ 2,426,642.25	TOTAL TOLL VEHICLES	87,807	\$ 179,551.50	88,250	\$ 182,815.25	
3,325	\$ 7,024.65	3,179	\$ 6,648.33	DAILY AVERAGE	2,832	\$ 5,791.98	2,847	\$ 5,897.27	
Rate Change						Rate Change			
Traffic (toll)						Traffic (toll)			
Autos						Autos			
Trucks						Trucks			
Revenue						Revenue			
Autos						Autos			
Trucks						Trucks			



Delaware River Joint Toll Bridge Commission Toll Supported Bridge - Westbound Traffic Counts December 2025

Bridge	Westbound Volume					
	December 2025	December 2024	% Change	YTD 2025	YTD 2024	% Change
Lower Trenton	437,734	440,311	-0.6%	5,363,608	5,527,631	-3.0%
Calhoun Street ¹	304,466	313,566	-2.9%	3,846,056	3,739,967	2.8%
Washington Crossing	128,601	123,479	4.1%	1,606,899	1,562,898	2.8%
New Hope-Lambertville ²	150,296	135,438	11.0%	1,690,544	2,065,035	-18.1%
Centre Bridge-Stockton	83,989	80,338	4.5%	1,117,015	943,417	18.4%
Uhlerstown-Frenchtown ³	91,888	91,159	0.8%	298,055	1,034,409	-71.2%
Upper Black Eddy-Milford ^{3,4}	45,526	53,547	-15.0%	875,668	624,827	40.1%
Riegelsville	47,159	46,568	1.3%	620,782	592,624	4.8%
Northampton Street	365,516	379,212	-3.6%	4,569,025	4,529,608	0.9%
Riverton-Belvidere	69,684	70,623	-1.3%	912,153	790,343	15.4%
Total	1,724,859	1,734,241	-0.5%	20,899,805	21,410,759	-2.4%

NOTES:

- In 2024, traffic counter was recalibrated several times to get more accurate counts. Construction by NJDOT on US Route 29 in New Jersey had lane closures into December 2024, which may have affected counts. Traffic counts will continue to be monitored monthly.
- In October 2024, eastbound traffic was still detoured over the US Route 202 NH-L TB, under Contract No. TS-694A NH-L TSB Rehabilitation. In October 2024, the traffic counter was reconfigured to count WB traffic only, under Contract No. TS-694A NH-L TSB Rehabilitation. On February 14, 2025, the eastbound traffic detour was removed and the bridge was reopened to two-way traffic. On Monday, March 3, 2025, the traffic counter was reconfigured for two-way traffic. Traffic-impacted work related to Contract No. TS-694A NH-L TSB Rehabilitation took place from 12/01 through 12/05. Construction under Contract No. T-754A New Hope-Lambertville Toll Bridge All Electronic Tolling (AET) Conversion & PA Abutment Backwall Replacement began on June 18, 2025. Traffic is limited to one lane in each direction over the US Route 202 NH-L TB. Effects of this work can be seen in traffic increases in both directions over the NH-L TSB.
- On February 20, 2025, westbound (PA bound) traffic detoured under Contract No. TS-642A U-F TSB Rehabilitation. Traffic counter was reconfigured to one-way eastbound (NJ bound) counts on Monday, March 3, 2025. On October 18, 2025, two-way traffic resumed across the bridge, but only on weekends. On October 29, 2025, the bridge was reopened to two-way traffic, with periodic short-term closures on weekdays only; which will continue until project completion. Traffic counter is expected to be back online in January 2026 due to a delay with the new pole installation under Contract No. TS-642A U-F TSB Rehabilitation. December 2025 data was extrapolated and increased by 0.80% based on a total volume increase for all toll-supported bridges, excluding those impacted by construction from the TS-642A and TS-694A projects (NH-L TSB, CB-S TSB, U-F TSB, & UBE-M TSB).

**Due to the narrowness of many of the toll-supported bridges, some vehicles drive over the centerline when there is no oncoming traffic, causing directional misclassification.*



Delaware River Joint Toll Bridge Commission
Toll-Supported Bridge Traffic Counts
 December 2025

Bridge	Eastbound				Westbound				Total Volume	
	December 2025		December 2024		December 2025		December 2024		December 2025	December 2024
	Volume	% of Total	Volume	% of Total	Volume	% of Total	Volume	% of Total		
Lower Trenton	82,112	15.8%	79,106	15.2%	437,734	84.2%	440,311	84.8%	519,846	519,417
Calhoun Street ¹	217,082	41.6%	209,116	40.0%	304,466	58.4%	313,566	60.0%	521,548	522,682
Washington Crossing	56,818	30.6%	70,042	36.2%	128,601	69.4%	123,479	63.8%	185,419	193,521
New Hope-Lambertville ²	134,397	47.2%	-	0.0%	150,296	52.8%	135,438	100.0%	284,693	135,438
Centre Bridge-Stockton	57,715	40.7%	62,551	43.8%	83,989	59.3%	80,338	56.2%	141,704	142,889
Uhlerstown-Frenchtown ³	81,120	46.9%	80,476	46.9%	91,888	53.1%	91,159	53.1%	173,008	171,635
Upper Black Eddy-Milford ^{3,4}	56,542	55.4%	67,033	55.6%	45,526	44.6%	53,547	44.4%	102,068	120,580
Riegelsville	37,834	44.5%	38,247	45.1%	47,159	55.5%	46,568	54.9%	84,993	84,815
Northampton Street	161,557	30.7%	163,972	30.2%	365,516	69.3%	379,212	69.8%	527,073	543,184
Riverton-Belvidere	48,036	40.8%	49,388	41.2%	69,684	59.2%	70,623	58.8%	117,720	120,011
Total	933,213	35.1%	819,931	32.1%	1,724,859	64.9%	1,734,241	67.9%	2,658,072	2,554,172

NOTES:

- In 2024, traffic counter was recalibrated several times to get more accurate counts. Construction by NJDOT on US Route 29 in New Jersey had lane closures into December 2024, which may have affected counts. Traffic counts will continue to be monitored monthly.
- In October 2024, eastbound traffic was still detoured over the US Route 202 NH-L TB, under Contract No. TS-694A NH-L TSB Rehabilitation. In October 2024, the traffic counter was reconfigured to count WB traffic only, under Contract No. TS-694A NH-L TSB Rehabilitation. On February 14, 2025, the eastbound traffic detour was removed and the bridge was reopened to two-way traffic. On Monday, March 3, 2025, the traffic counter was reconfigured for two-way traffic. Traffic-impacted work related to Contract No. TS-694A NH-L TSB Rehabilitation took place from 12/01 through 12/05. Construction under Contract No. T-754A New Hope-Lambertville Toll Bridge All Electronic Tolling (AET) Conversion & PA Abutment Backwall Replacement began on June 18, 2025. Traffic is limited to one lane in each direction over the US Route 202 NH-L TB. Effects of this work can be seen in traffic increases in both directions over the NH-L TSB.
- On February 20, 2025, westbound (PA bound) traffic detoured under Contract No. TS-642A U-F TSB Rehabilitation. Traffic counter was reconfigured to one-way eastbound (NJ bound) counts on Monday, March 3, 2025. On October 18, 2025, two-way traffic resumed across the bridge, but only on weekends. On October 29, 2025, the bridge was reopened to two-way traffic, with periodic short-term closures on weekdays only; which will continue until project completion. Traffic counter is expected to be back online in January 2026 due to a delay with the new pole installation under Contract No. TS-642A U-F TSB Rehabilitation. December 2025 data was extrapolated and increased by 0.80% based on a total volume increase for all toll-supported bridges, excluding those impacted by construction from the TS-642A and TS-694A projects (NH-L TSB, CB-S TSB, U-F TSB, & UBE-M TSB).

4. Total traffic volume appears to be correct. However, based on the geometry on the bridge, the location of the traffic sensor, and the driving habits of motorists, we will continue to monitor the Eastbound/Westbound directional

**Due to the narrowness of many of the toll-supported bridges, some vehicles drive over the centerline when there is no oncoming traffic, causing directional misclassification.*



Delaware River Joint Toll Bridge Commission Toll Supported Bridge - Two Way Traffic Counts December 2025

Bridge	Total Volume					
	December 2025	December 2024	% Change	YTD 2025	YTD 2024	% Change
Lower Trenton	519,846	519,417	0.1%	6,394,824	6,579,917	-2.8%
Calhoun Street ¹	521,548	522,682	-0.2%	6,504,870	6,175,380	5.3%
Washington Crossing	185,419	193,521	-4.2%	2,364,327	2,433,393	-2.8%
New Hope-Lambertville ²	284,693	135,438	110.2%	3,097,437	2,186,048	41.7%
Centre Bridge-Stockton	141,704	142,889	-0.8%	1,865,422	1,689,490	10.4%
Uhlerstown-Frenchtown ³	173,008	171,635	0.8%	986,739	1,778,984	-44.5%
Upper Black Eddy-Milford ^{3,4}	102,068	120,580	-15.4%	1,664,706	1,413,657	17.8%
Riegelsville	84,993	84,815	0.2%	1,097,878	1,066,664	2.9%
Northampton Street	527,073	543,184	-3.0%	6,543,000	6,503,027	0.6%
Riverton-Belvidere	117,720	120,011	-1.9%	1,541,378	1,494,173	3.2%
Total	2,658,072	2,554,172	4.1%	32,060,580	31,320,733	2.4%

NOTES:

- In 2024, traffic counter was recalibrated several times to get more accurate counts. Construction by NJDOT on US Route 29 in New Jersey had lane closures into December 2024, which may have affected counts. Traffic counts will continue to be monitored monthly.
- In October 2024, eastbound traffic was still detoured over the US Route 202 NH-L TB, under Contract No. TS-694A NH-L TSB Rehabilitation. In October 2024, the traffic counter was reconfigured to count WB traffic only, under Contract No. TS-694A NH-L TSB Rehabilitation. On February 14, 2025, the eastbound traffic detour was removed and the bridge was reopened to two-way traffic. On Monday, March 3, 2025, the traffic counter was reconfigured for two-way traffic. Traffic-impacted work related to Contract No. TS-694A NH-L TSB Rehabilitation took place from 12/01 through 12/05. Construction under Contract No. T-754A New Hope-Lambertville Toll Bridge All Electronic Tolling (AET) Conversion & PA Abutment Backwall Replacement began on June 18, 2025. Traffic is limited to one lane in each direction over the US Route 202 NH-L TB. Effects of this work can be seen in traffic increases in both directions over the NH-L TSB.
- On February 20, 2025, westbound (PA bound) traffic detoured under Contract No. TS-642A U-F TSB Rehabilitation. Traffic counter was reconfigured to one-way eastbound (NJ bound) counts on Monday, March 3, 2025. On October 18, 2025, two-way traffic resumed across the bridge, but only on weekends. On October 29, 2025, the bridge was reopened to two-way traffic, with periodic short-term closures on weekdays only; which will continue until project completion. Traffic counter is expected to be back online in January 2026 due to a delay with the new pole installation under Contract No. TS-642A U-F TSB Rehabilitation. December 2025 data was extrapolated and increased by 0.80% based on a total volume increase for all toll-supported bridges, excluding those impacted by construction from the TS-642A and TS-694A projects (NH-L TSB, CB-S TSB, U-F TSB, & UBE-M TSB).
- Total traffic volume appears to be correct. However, based on the geometry on the bridge, the location of the traffic sensor, and the driving habits of motorists, we will continue to monitor the Eastbound/Westbound

**Due to the narrowness of many of the toll-supported bridges, some vehicles drive over the centerline when there is no oncoming traffic, causing directional misclassification.*



Delaware River Joint Toll Bridge Commission Toll Bridge - Two Way Traffic Counts

December 2025

Bridge	Total Volume (all classes)					
	December 2025	December 2024	% Change	YTD 2025	YTD 2024	% Change
Trenton-Morrisville	1,586,126	1,556,290	1.9%	19,279,449	19,378,387	-0.5%
Scudder Falls	1,369,795	1,383,599	-1.0%	17,061,071	16,790,781	1.6%
New Hope-Lambertville ^{1, 1A}	221,697	421,778	-47.4%	3,690,524	5,045,361	-26.9%
Interstate 78 ²	1,943,119	2,019,688	-3.8%	24,104,068	23,748,647	1.5%
Easton - Phillipsburg	1,021,615	1,037,623	-1.5%	12,560,225	12,489,013	0.6%
Portland-Columbia ^{3,4}	197,721	193,008	2.4%	2,473,691	2,776,096	-10.9%
Delaware Water Gap ^{3,4}	1,502,600	1,557,628	-3.5%	18,174,100	19,516,657	-6.9%
Milford - Montague	183,684	186,344	-1.4%	2,463,716	2,541,755	-3.1%
Total	8,026,357	8,355,958	-3.9%	99,806,844	102,286,697	-2.4%

NOTES:

1. On January 30, 2024, eastbound traffic detour set in place due to construction under Contract No. TS-694A NH-L TSB Rehabilitation. On February 17, 2025, NH-L TSB eastbound traffic detour was removed and the bridge was reopened to two-way traffic. Construction began for Contract T-754A New Hope-Lambertville Toll Bridge All Electronic Tolling (AET) Conversion & PA Abutment Backwall Replacement on June 18, 2025. Effects of this work can be seen in traffic increases in both directions over the NH-L TSB.

1A. Traffic counter was removed on July 7, 2025 and will be relocated in the future under Contract No. T-754A, therefore the northbound traffic was estimated. December 2024 traffic volume was used by estimating the increased traffic from TS-694A NH-L TSB Rehabilitation project and subtracting the amount from the December 2024 NH-L TB NB traffic count. The normalized December 2024 volume was then adjusted by a growth factor for December 2025.

2. Construction for Contract T-766A I-78 NJ Roadway Rehabilitation and Power & Communication Infrastructure Improvements began on April 15, 2024. Final completion was reached on July 16, 2025.

3. On December 6, 2022, a portion of Route 611 North of Portland was closed indefinitely after a rockfall occurred in Delaware Water Gap Borough. On November 9, 2024, this portion of Route 611 was re-opened to traffic in a long-term temporary configuration of one lane, alternating via traffic signals. It will remain in this configuration until a permanent solution is decided on in the future.

4. Between December 2024 and March 2025, multiple sink holes appeared along the Interstate 80 (I-80) corridor near Wharton, NJ, about 35 miles East of the DWG Toll Bridge. On March 19, 2025, Interstate 80 was shut down in both directions. On June 21, 2025 Interstate 80 was re-opened with all lanes in both directions. Effects of this were seen in monthly traffic counts at Delaware Water Gap and Portland – Columbia Toll Bridges.

DELAWARE RIVER JOINT TOLL BRIDGE COMMISSION

Meeting of January 26th, 2026

STATISTICAL SUMMARY OF EXPENDITURES

There follow reports entitled "**Budget vs Actual**" covering the month of December 2025 and the entire fiscal year 2025 relative to Toll Bridges, Toll Supported Bridges and Administration Departments.

Total operating expense totaled \$7,393,858 for the month of December. For the 2025 fiscal year, total expense amounted to \$90,264,527 which represents 85.15% of the operating budget.

During 2025 year-end closing, accrual adjustments were made for unused sick (\$86,578), earned vacation time \$35,435, as well as payroll (\$48,327) and pension expenses (\$15,392).

2025 budget surplus totaled \$15,741,159 due to savings in Wages by \$2,144,963, Pension Contributions by \$1,743,401 and Healthcare Benefits Costs by \$2,819,719 due to lower medical/prescription insurance claims.

There was also surplus saving in Operating Maintenance Expense of \$865,897, Business Insurance of \$748,489, Professional Services of \$2,911,754, and ETC Operating Expenses of \$865,510

With budget transfers made in year 2025, all expense line items finished the year as surplus

Delaware River Joint Toll Bridge Commission
Budget vs Actual
For the Twelve Months Ending December 31, 2025

TOTAL COMMISSION

	Annual Budget 2025	YTD Budget 2025	Expended For The Month	Expended Year To Date	Encumbered	Remaining Annual Budget
Regular Employee Salaries	\$27,551,941	27,551,941	\$1,998,407	\$26,605,877	\$0	\$946,064
Part-Time Employee Wages	579,342	579,342	23,419	259,394	0	319,948
Overtime Wages	2,912,290	2,912,290	246,625	2,033,340	0	878,951
Pension Contributions	10,188,616	10,188,616	665,783	8,445,214	0	1,743,401
FICA Contributions	2,458,505	2,458,505	174,701	2,277,697	0	180,808
Regular Employee Healthcare Benefits	14,780,447	14,780,447	883,985	11,960,728	0	2,819,719
Life Insurance Benefits	308,512	308,512	22,987	277,096	0	31,416
Unemployment Compensation Benefits	241,000	241,000	9,514	214,098	0	26,902
Utility Expense	1,121,839	1,121,839	111,097	959,367	0	162,472
Office Expense	395,286	395,286	33,806	228,363	0	166,922
Telecommunication Expense	1,689,809	1,689,809	122,896	1,414,008	0	275,801
Information Technology Expense	1,314,244	1,314,244	192,290	1,158,118	0	156,126
Professional Development/Meetings	818,919	818,919	19,326	470,298	0	348,621
Vehicle Maintenance Expense and Fuel	845,895	845,895	109,117	618,542	0	227,353
Operations Maintenance Expense	2,277,586	2,277,586	269,036	1,411,689	0	865,897
ESS Operating Maintenance Expense	1,499,400	1,499,400	164,355	900,550	0	598,850
Commission Expense	28,448	28,448	1,852	13,723	0	14,726
Toll Collection Expense	13,755	13,755	0	5,605	0	8,150
Uniform Expense	339,765	339,765	10,181	170,263	0	169,503
Business Insurance	6,390,459	6,390,459	508,961	5,641,971	0	748,489
Licenses & Inspections Expense	26,593	26,593	500	11,391	0	15,202
Advertising	50,958	50,958	11,120	32,545	0	18,414
Professional Services	4,234,012	4,234,012	81,705	1,322,258	0	2,911,754
State Police Bridge Security	8,058,398	8,058,398	724,211	7,590,712	0	467,686
ETC Equip/Traffic Counter Maint	1,500,000	1,500,000	105,866	1,227,525	0	272,475
General Contingency	500,000	500,000	0	0	0	500,000
ETC Operating Expense	15,879,666	15,879,666	1,639,549	15,014,155	0	865,510
Total	\$106,005,685	\$106,005,685	\$8,131,289	\$90,264,527	\$0	\$15,741,159

Delaware River Joint Toll Bridge Commission
Budget vs Actual
For the Twelve Months Ending December 31, 2025

ADMINISTRATION*

	Annual Budget 2025	YTD Budget 2025	Expended For The Month	Expended Year To Date	Encumbered	Remaining Annual Budget
OPERATING EXPENSE						
Regular Employee Salaries	\$6,736,631	6,736,631	\$488,262	\$6,608,856	\$0	\$127,776
Part-Time Employee Wages	472,000	472,000	23,419	202,719	0	269,281
Overtime Wages	10,101	10,101	529	11,576	0	(1,475)
Pension Contributions	2,158,834	2,158,834	138,614	1,878,085	0	280,749
FICA Contributions	521,633	521,633	31,741	487,850	0	33,783
Regular Employee Healthcare Benefits	2,854,332	2,854,332	161,952	2,158,627	0	695,704
Life Insurance Benefits	72,521	72,521	5,469	65,190	0	7,331
Unemployment Compensation Benefits	241,000	241,000	9,514	214,098	0	26,902
Utility Expense	148,700	148,700	11,559	125,044	0	23,656
Office Expense	269,325	269,325	22,739	170,782	0	98,543
Telecommunication Expense	151,419	151,419	8,505	116,196	0	35,223
Information Technology Expense	1,306,000	1,306,000	192,290	1,158,118	0	147,882
Professional Development/Meetings	686,207	686,207	17,394	440,656	0	245,551
Vehicle Maintenance Expense and Fuel	57,019	57,019	1,975	45,980	0	11,039
Operations Maintenance Expense	196,050	196,050	9,850	104,026	0	92,024
Commission Expense	28,448	28,448	1,852	13,723	0	14,726
Uniform Expense	10,747	10,747	0	8,957	0	1,790
Business Insurance	519,404	519,404	24,762	28,858	0	490,546
Licenses & Inspections Expense	500	500	0	104	0	396
Advertising	50,958	50,958	11,120	32,545	0	18,414
Professional Services	1,555,512	1,555,512	61,234	962,433	0	593,079
General Contingency	500,000	500,000	0	0	0	500,000
OPERATING EXPENSE SUBTOTAL	\$18,547,343	\$18,547,343	\$1,222,780	\$14,834,423	\$0	\$3,712,920
ADM OPS AIIOCATION						
TES Allocation			(111,735)	(1,666,003)		
ADM OPS AIIOCATION SUBTOTAL			(\$111,735)	(\$1,666,003)		
			\$0	\$0		
TOTAL EXPENSES			\$1,111,045	\$13,168,420		

* Includes Executive, Human Resources, Accounting, EZPass, Purchasing, Information Technology, Community Affairs, Contract/Compliance, and Training & Employee Safety.

Delaware River Joint Toll Bridge Commission
Budget vs Actual
For the Twelve Months Ending December 31, 2025

ADMINISTRATION - OPERATIONS*

	Annual Budget 2025	YTD Budget 2025	Expended For The Month	Expended Year To Date	Encumbered	Remaining Annual Budget
OPERATING EXPENSE						
Regular Employee Salaries	\$4,349,098	4,349,098	\$304,873	\$4,149,706	\$0	\$199,392
Overtime Wages	352,988	352,988	36,389	287,162	0	65,826
Pension Contributions	1,973,952	1,973,952	149,783	1,888,606	0	85,346
FICA Contributions	474,120	474,120	32,329	445,554	0	28,566
Regular Employee Healthcare Benefits	2,334,846	2,334,846	140,947	1,881,663	0	453,183
Life Insurance Benefits	61,040	61,040	4,653	55,673	0	5,367
Utility Expense	144,800	144,800	15,414	119,998	0	24,802
Office Expense	54,524	54,524	7,610	27,618	0	26,906
Telecommunication Expense	178,103	178,103	11,206	123,023	0	55,079
Professional Development/Meetings	110,451	110,451	1,932	28,501	0	81,951
Vehicle Maintenance Expense and Fuel	132,797	132,797	20,489	97,508	0	35,289
Operations Maintenance Expense	385,095	385,095	17,527	227,564	0	157,531
ESS Operating Maintenance Expense	1,499,400	1,499,400	164,355	900,550	0	598,850
Uniform Expense	63,630	63,630	1,589	23,124	0	40,506
Business Insurance	343,071	343,071	28,847	329,289	0	13,782
Licenses & Inspections Expense	3,015	3,015	0	1,260	0	1,755
Professional Services	2,678,500	2,678,500	20,471	359,825	0	2,318,675
OPERATING EXPENSE SUBTOTAL	\$15,139,429	\$15,139,429	\$958,412	\$10,946,624	\$0	\$4,192,805
ADM OPS AIIOCATION						
TES Allocation			19,442	289,889		
Toll Operation Allocation			(71,637)	(937,114)		
Bridge Maint Allocation			(284,491)	(3,248,052)		
PSBS Allocation			(509,255)	(5,329,252)		
ADM OPS AIIOCATION SUBTOTAL			(\$845,941)	(\$9,224,529)		
TOTAL EXPENSES			\$112,471	\$1,722,095		

* Includes Engineering, Maintenance/Toll Operation, Southern Region Maintenance Center, Public Safety and Bridge Security.

Delaware River Joint Toll Bridge Commission
Budget vs Actual
For the Twelve Months Ending December 31, 2025

SOUTHERN REGION TOLL BRIDGE

	Annual Budget 2025	YTD Budget 2025	Expended For The Month	Expended Year To Date	Encumbered	Remaining Annual Budget
OPERATING EXPENSE						
Regular Employee Salaries	\$3,425,617	3,425,617	\$288,497	\$3,520,980	\$0	\$(95,363)
Part-Time Employee Wages	30,000	30,000	0	20,946	0	9,054
Overtime Wages	604,912	604,912	52,797	404,365	0	200,547
Pension Contributions	1,283,898	1,283,898	98,500	1,109,592	0	174,307
FICA Contributions	310,672	310,672	26,694	300,488	0	10,185
Regular Employee Healthcare Benefits	1,881,896	1,881,896	113,986	1,569,010	0	312,886
Life Insurance Benefits	37,384	37,384	3,174	35,299	0	2,085
Utility Expense	291,105	291,105	24,790	250,546	0	40,559
Office Expense	25,305	25,305	2,465	17,246	0	8,059
Telecommunication Expense	221,119	221,119	9,972	154,846	0	66,273
Information Technology Expense	6,079	6,079	0	0	0	6,079
Professional Development/Meetings	6,393	6,393	0	100	0	6,292
Vehicle Maintenance Expense and Fuel	220,089	220,089	28,025	128,369	0	91,720
Operations Maintenance Expense	393,143	393,143	55,844	252,825	0	140,318
Toll Collection Expense	4,279	4,279	0	1,662	0	2,617
Uniform Expense	91,355	91,355	7,578	57,493	0	33,862
Business Insurance	2,213,818	2,213,818	178,882	2,101,220	0	112,598
Licenses & Inspections Expense	5,015	5,015	128	2,314	0	2,701
State Police Bridge Security	2,485,813	2,485,813	223,419	2,341,735	0	144,078
ETC Equipment/Traffic Counter Maint	523,333	523,333	36,735	436,760	0	86,573
ETC Operating Expense	6,314,931	6,314,931	652,024	5,969,861	0	345,070
OPERATING EXPENSE SUBTOTAL	\$20,376,156	\$20,376,156	\$1,803,511	\$18,675,656	\$0	\$1,700,500
ADM OPS AIIOCATION						
TES Allocation			26,176	390,289		
Toll Operation Allocation			26,613	348,138		
Bridge Maint Allocation			162,849	1,755,942		
PSBS Allocation			147,075	1,547,422		
ADM OPS AIIOCATION SUBTOTAL			\$362,713	\$4,041,791		
TOTAL EXPENSES			\$2,166,224	\$22,717,447		

Delaware River Joint Toll Bridge Commission
Budget vs Actual
For the Twelve Months Ending December 31, 2025

CENTRAL REGION TOLL BRIDGE

	Annual Budget 2025	YTD Budget 2025	Expended For The Month	Expended Year To Date	Encumbered	Remaining Annual Budget
OPERATING EXPENSE						
Regular Employee Salaries	\$3,374,610	3,374,610	\$226,571	\$3,193,220	\$0	\$181,390
Part-Time Employee Wages	30,000	30,000	0	20,553	0	9,447
Overtime Wages	330,767	330,767	35,184	286,720	0	44,046
Pension Contributions	1,179,763	1,179,763	73,154	991,361	0	188,402
FICA Contributions	285,660	285,660	20,700	267,117	0	18,543
Regular Employee Healthcare Benefits	1,821,254	1,821,254	109,062	1,519,566	0	301,688
Life Insurance Benefits	35,356	35,356	2,523	31,607	0	3,749
Utility Expense	277,146	277,146	34,244	252,062	0	25,084
Office Expense	12,678	12,678	545	6,628	0	6,049
Telecommunication Expense	478,370	478,370	41,555	432,417	0	45,953
Information Technology Expense	403	403	0	0	0	403
Professional Development/Meetings	5,698	5,698	0	1,040	0	4,657
Vehicle Maintenance Expense and Fuel	241,666	241,666	33,365	198,334	0	43,332
Operations Maintenance Expense	595,177	595,177	37,640	384,495	0	210,682
Toll Collection Expense	6,981	6,981	0	2,937	0	4,043
Uniform Expense	57,627	57,627	1,015	23,508	0	34,119
Business Insurance	1,254,985	1,254,985	104,740	1,206,973	0	48,012
Licenses & Inspections Expense	4,247	4,247	143	2,480	0	1,767
State Police Bridge Security	2,185,638	2,185,638	196,406	2,058,601	0	127,037
ETC Equipment/Traffic Counter Maint	442,222	442,222	31,008	359,843	0	82,379
ETC Operating Expense	5,322,980	5,322,980	550,849	5,029,949	0	293,030
OPERATING EXPENSE SUBTOTAL	\$17,943,226	\$17,943,226	\$1,498,704	\$16,269,412	\$0	\$1,673,814
ADM OPS AIIOCATION						
TES Allocation			22,856	340,796		
Toll Operation Allocation			23,239	304,000		
Bridge Maint Allocation			22,212	313,981		
PSBS Allocation			115,930	1,182,956		
ADM OPS AIIOCATION SUBTOTAL			\$184,238	\$2,141,733		
TOTAL EXPENSES			\$1,682,941	\$18,411,145		

Delaware River Joint Toll Bridge Commission
Budget vs Actual
For the Twelve Months Ending December 31, 2025

NORTHERN REGION TOLL BRIDGE

	Annual Budget 2025	YTD Budget 2025	Expended For The Month	Expended Year To Date	Encumbered	Remaining Annual Budget
OPERATING EXPENSE						
Regular Employee Salaries	\$3,720,105	3,720,105	\$267,046	\$3,565,185	\$0	\$154,920
Part-Time Employee Wages	40,000	40,000	0	15,176	0	24,824
Overtime Wages	461,515	461,515	49,134	303,480	0	158,036
Pension Contributions	1,331,516	1,331,516	90,684	1,106,746	0	224,770
FICA Contributions	322,875	322,875	24,858	296,357	0	26,518
Regular Employee Healthcare Benefits	2,079,641	2,079,641	125,721	1,729,816	0	349,824
Life Insurance Benefits	39,425	39,425	2,678	33,933	0	5,492
Utility Expense	166,619	166,619	17,732	141,473	0	25,146
Office Expense	11,718	11,718	447	6,088	0	5,630
Telecommunication Expense	386,067	386,067	28,948	338,046	0	48,020
Information Technology Expense	1,762	1,762	0	0	0	1,762
Professional Development/Meetings	4,897	4,897	0	0	0	4,897
Vehicle Maintenance Expense and Fuel	191,571	191,571	25,263	148,263	0	43,308
Operations Maintenance Expense	542,434	542,434	126,964	367,940	0	174,494
Toll Collection Expense	2,495	2,495	0	1,006	0	1,489
Uniform Expense	66,828	66,828	0	26,899	0	39,929
Business Insurance	1,158,115	1,158,115	97,122	1,114,202	0	43,913
Licenses & Inspections Expense	4,420	4,420	120	3,751	0	670
State Police Bridge Security	1,497,868	1,497,868	134,631	1,411,113	0	86,755
ETC Equipment/Traffic Counter Maint	523,333	523,333	36,733	425,362	0	97,972
ETC Operating Expense	4,241,755	4,241,755	436,675	4,014,345	0	227,410
OPERATING EXPENSE SUBTOTAL	\$16,794,961	\$16,794,961	\$1,464,755	\$15,049,180	\$0	\$1,745,781
ADM OPS AIIOCATION						
TES Allocation			21,407	319,181		
Toll Operation Allocation			21,785	284,976		
Bridge Maint Allocation			20,874	295,063		
PSBS Allocation			108,711	1,109,290		
ADM OPS AIIOCATION SUBTOTAL			\$172,776	\$2,008,511		
TOTAL EXPENSES			\$1,637,531	\$17,057,691		

Delaware River Joint Toll Bridge Commission
Budget vs Actual
For the Twelve Months Ending December 31, 2025

SOUTHERN DIVISION TOLL SUPPORTED BRIDGES

	Annual Budget 2025	YTD Budget 2025	Expended For The Month	Expended Year To Date	Encumbered	Remaining Annual Budget
OPERATING EXPENSE						
Regular Employee Salaries	\$2,765,453	2,765,453	\$182,584	\$2,494,017	\$0	\$271,436
Part-Time Employee Wages	3,671	3,671	0	0	0	3,671
Overtime Wages	552,172	552,172	35,279	367,637	0	184,535
Pension Contributions	1,056,664	1,056,664	48,847	644,344	0	412,319
FICA Contributions	254,079	254,079	16,710	217,847	0	36,233
Regular Employee Healthcare Benefits	1,875,532	1,875,532	115,478	1,540,211	0	335,321
Life Insurance Benefits	29,178	29,178	1,909	24,986	0	4,192
Utility Expense	57,057	57,057	4,500	39,333	0	17,724
Office Expense	11,500	11,500	0	0	0	11,500
Telecommunication Expense	72,949	72,949	5,909	64,237	0	8,712
Professional Development/Meetings	3,025	3,025	0	0	0	3,025
Vehicle Maintenance Expense and Fuel	1,629	1,629	0	89	0	1,540
Operations Maintenance Expense	98,698	98,698	20,157	49,375	0	49,323
Uniform Expense	24,672	24,672	0	17,197	0	7,475
Business Insurance	537,056	537,056	44,078	512,084	0	24,972
Licenses & Inspections Expense	5,370	5,370	109	658	0	4,712
State Police Bridge Security	1,149,840	1,149,840	103,273	1,082,435	0	67,404
ETC Equipment/Traffic Counter Maint	5,556	5,556	695	2,780	0	2,776
OPERATING EXPENSE SUBTOTAL	\$8,504,101	\$8,504,101	\$579,527	\$7,057,232	\$0	\$1,446,869
ADM OPS AIIOCATION						
TES Allocation			10,893	162,419		
Bridge Maint Allocation			67,832	731,472		
PSBS Allocation			68,361	740,352		
ADM OPS AIIOCATION SUBTOTAL			\$147,086	\$1,634,242		
TOTAL EXPENSES			\$726,613	\$8,691,474		

Delaware River Joint Toll Bridge Commission
Budget vs Actual
For the Twelve Months Ending December 31, 2025

NORTHERN DIVISION TOLL SUPPORTED BRIDGES

	Annual Budget 2025	YTD Budget 2025	Expended For The Month	Expended Year To Date	Encumbered	Remaining Annual Budget
OPERATING EXPENSE						
Regular Employee Salaries	\$3,121,027	3,121,027	\$240,575	\$3,073,914	\$0	\$47,114
Part-Time Employee Wages	3,671	3,671	0	0	0	3,671
Overtime Wages	599,836	599,836	37,312	372,400	0	227,436
Pension Contributions	1,185,070	1,185,070	66,201	826,480	0	358,590
FICA Contributions	284,921	284,921	21,669	262,485	0	22,436
Regular Employee Healthcare Benefits	1,913,808	1,913,808	116,840	1,561,834	0	351,974
Life Insurance Benefits	32,990	32,990	2,582	30,408	0	2,582
Utility Expense	36,413	36,413	2,858	30,911	0	5,502
Office Expense	10,235	10,235	0	0	0	10,235
Telecommunication Expense	201,782	201,782	16,802	185,242	0	16,540
Professional Development/Meetings	2,247	2,247	0	0	0	2,247
Vehicle Maintenance Expense and Fuel	1,124	1,124	0	0	0	1,124
Operations Maintenance Expense	66,989	66,989	1,054	25,465	0	41,524
Uniform Expense	24,906	24,906	0	13,084	0	11,822
Business Insurance	364,010	364,010	30,531	349,345	0	14,665
Licenses & Inspections Expense	4,025	4,025	0	824	0	3,201
State Police Bridge Security	739,239	739,239	66,483	696,827	0	42,412
ETC Equipment/Traffic Counter Maint	5,556	5,556	695	2,780	0	2,776
OPERATING EXPENSE SUBTOTAL	\$8,597,849	\$8,597,849	\$603,602	\$7,432,000	\$0	\$1,165,850
ADM OPS AIIOCATION						
TES Allocation			10,961	163,429		
Bridge Maint Allocation			10,724	151,594		
PSBS Allocation			69,179	749,232		
ADM OPS AIIOCATION SUBTOTAL			\$90,864	\$1,064,255		
TOTAL EXPENSES			\$694,466	\$8,496,255		

DELAWARE RIVER JOINT TOLL BRIDGE COMMISSION SYSTEM
STATEMENT OF REVENUE AND EXPENSES FOR THE TWELVE MONTHS ENDED DECEMBER 31, 2025

	Southern Toll Bridges	Central Toll Bridges	Northern Toll Bridges	Toll Bridges Subtotal	Southern Region TSB	Northern Region TSB	TSB Subtotal	Administration Operation	Administration Administrative	ADM Subtotal	TOTAL 2025	TOTAL 2024
TOLL REVENUE												
Net Toll Revenue	48,364,963	94,177,953	49,033,238	191,576,153	-	-	-	-	-	-	191,576,153	196,976,741
EZPass Fee	740,728	1,497,673	803,541	3,041,942	-	-	-	-	-	-	3,041,942	3,020,947
Net Violation Fee Income	1,669,876	414,118	1,010,741	3,094,735	-	-	-	-	-	-	3,094,735	(2,233,909)
REVENUE FROM TOLL	\$ 50,775,566	\$ 96,089,744	\$ 50,847,520	\$ 197,712,830	\$ -	\$ -	\$ -	\$ -	\$ -	\$ -	\$ 197,712,830	\$ 197,763,780
OPERATING EXPENSE												
Regular Employee Salaries	3,520,980	3,193,220	3,565,185	10,279,384	2,494,017	3,073,914	5,567,931	4,149,706	6,608,856	10,758,562	26,605,877	27,083,563
Part-Time Employee Wages	20,946	20,553	15,176	56,675	-	-	-	-	202,719	202,719	259,394	961,514
Summer Employee Wages	-	-	-	-	-	-	-	-	-	-	-	-
Overtime Wages	404,365	286,720	303,480	994,565	367,637	372,400	740,037	287,162	11,576	298,738	2,033,340	204,298
Pension Contributions	1,109,592	991,361	1,106,746	3,207,699	644,344	826,480	1,470,824	1,888,606	1,878,085	3,766,691	8,445,214	8,514,428
FICA Contributions	300,488	267,117	296,357	863,961	217,847	262,485	480,332	445,554	487,850	933,404	2,277,697	2,214,085
Regular Employee Healthcare Benefits	1,569,010	1,519,566	1,729,816	4,818,392	1,540,211	1,561,834	3,102,045	1,881,663	2,158,627	4,040,291	11,960,728	11,386,652
Life Insurance Benefits	35,299	31,607	33,933	100,839	24,986	30,408	55,394	55,673	65,190	120,863	277,096	283,673
Unemployment Compensation Benefits	-	-	-	-	-	-	-	-	214,098	214,098	214,098	(17,362)
Utility Expense	250,546	252,062	141,473	644,081	39,333	30,911	70,244	119,998	125,044	245,042	959,367	790,832
Office Expense	17,246	6,628	6,088	29,963	-	-	-	27,618	170,782	198,400	228,363	295,965
Telecommunication Expense	154,846	432,417	338,046	925,309	64,237	185,242	249,479	123,023	116,196	239,219	1,414,008	1,326,937
Information Technology Expense	-	-	-	-	-	-	-	-	1,158,118	1,158,118	1,158,118	998,060
Professional Development/Meetings	100	1,040	-	1,140	-	-	-	28,501	440,656	469,157	470,298	210,421
Vehicle Maintenance Expense and Fuel	128,369	198,334	148,263	474,966	89	-	89	97,508	45,980	143,488	618,542	591,317
Operations Maintenance Expense	252,825	384,495	367,940	1,005,260	49,375	25,465	74,840	227,564	104,026	331,589	1,411,689	1,727,293
ESS Operating Maintenance Expense	-	-	-	-	-	-	-	900,550	-	900,550	900,550	893,119
Commission Expense	-	-	-	-	-	-	-	-	13,723	13,723	13,723	15,566
Toll Collection Expense	1,662	2,937	1,006	5,605	-	-	-	-	-	-	5,605	71,536
Uniform Expense	57,493	23,508	26,899	107,900	17,197	13,084	30,281	23,124	8,957	32,081	170,263	123,958
Business Insurance	2,101,220	1,206,973	1,114,202	4,422,395	512,084	349,345	861,429	329,289	28,858	358,147	5,641,971	5,491,959
Licenses & Inspections Expense	2,314	2,480	3,751	8,545	658	824	1,482	1,260	104	1,364	11,391	13,587
Advertising	-	-	-	-	-	-	-	-	32,545	32,545	32,545	31,969
Professional Services	-	-	-	-	-	-	-	359,825	962,433	1,322,258	1,322,258	1,149,725
State Police/Bridge Security	2,341,735	2,058,601	1,411,113	5,811,449	1,082,435	696,827	1,779,263	-	-	-	7,590,712	7,263,349
ETC Equip/Traffic Counter Maint	436,760	359,843	425,362	1,221,965	2,780	2,780	5,560	-	-	-	1,227,525	1,221,505
General Contingency	-	-	-	-	-	-	-	-	-	-	-	246,087
ETC Operating Expense	5,969,861	5,029,949	4,014,345	15,014,155	-	-	-	-	-	-	15,014,155	10,715,837
TOTAL OP., MAINT., & ADM	\$ 18,675,656	\$ 16,269,412	\$ 15,049,180	\$ 49,994,248	\$ 7,057,232	\$ 7,432,000	\$ 14,489,231	\$ 10,946,624	\$ 14,834,423	\$ 25,781,047	\$ 90,264,527	\$ 83,809,872
ADM OPS ALLOCATION												
TES Allocation	390,289	340,796	319,181	1,050,267	162,419	163,429	325,847	289,889	(1,666,003)	(1,376,114)	-	-
Toll Ops Allocation	348,138	304,000	284,976	937,114	-	-	-	(937,114)	-	(937,114)	-	-
Bridge Maint Allocation	1,755,942	313,981	295,063	2,364,986	731,472	151,594	883,066	(3,248,052)	-	(3,248,052)	-	-
Maint/Toll Allocation	-	-	-	-	-	-	-	-	-	-	-	-
PSBS Allocation	1,547,422	1,182,956	1,109,290	3,839,668	740,352	749,232	1,489,584	(5,329,252)	-	(5,329,252)	-	-
TOTAL ADM OPS ALLOCATION	\$ 4,041,791	\$ 2,141,733	\$ 2,008,511	\$ 8,192,035	\$ 1,634,242	\$ 1,064,255	\$ 2,698,497	\$(9,224,529)	\$(1,666,003)	\$(10,890,532)	\$ -	\$ -
OTHER OPERATING INC/EXP												
Other Operating Income	-	2,287	-	2,287	-	-	-	-	321,444	321,444	323,731	246,115
TOTAL OTHER OP INC	\$ -	\$ 2,287	\$ -	\$ 2,287	\$ -	\$ -	\$ -	\$ -	\$ 321,444	\$ 321,444	\$ 323,731	\$ 246,115
NET OPERATING INC	\$ 28,058,119	\$ 77,680,886	\$ 33,789,829	\$ 139,528,834	\$(8,691,474)	\$(8,496,255)	\$(17,187,728)	\$(1,722,095)	\$(12,846,976)	\$(14,569,071)	\$ 107,772,034	\$ 114,200,023
NON-OPERATING REV/EXP												
Interest Revenue & Unrealized Gain/Loss	-	-	-	-	-	-	-	-	-	-	14,224,136	15,152,863
Other Non-Operating Revenue	-	-	-	-	-	-	-	-	-	-	111,870	458,041
Interest Expense	-	-	-	-	-	-	-	-	-	-	(25,286,133)	(25,833,770)
Depreciation Expense	-	-	-	-	-	-	-	-	-	-	(42,433,783)	(41,691,701)
TOTAL NON-OPS REV/EXP	\$ -	\$ -	\$ -	\$ -	\$ -	\$ -	\$ -	\$ -	\$ -	\$ -	\$(53,383,909)	\$(51,914,567)
CHANGE IN NET ASSETS	\$ -	\$ -	\$ -	\$ -	\$ -	\$ -	\$ -	\$ -	\$ -	\$ -	\$ 54,388,125	\$ 62,285,456

32

DELAWARE RIVER JOINT TOLL BRIDGE COMMISSION

Meeting of January 26, 2026

ADMINISTRATION

The following Pages reflect the reports on those items assigned to the Administration Department. Each item is reported separately and page numbered accordingly.

DELAWARE RIVER JOINT TOLL BRIDGE COMMISSION

Meeting of January 26, 2026

PURCHASING REPORT INDEX

MONTH OF DECEMBER 2025

SUBJECT	DESCRIPTION	PAGE NUMBER
Purchasing	Monthly Purchasing Report covering the month of December 2025	1-4

DELAWARE RIVER JOINT TOLL BRIDGE COMMISSION

Meeting of January 26, 2026

MONTHLY PURCHASING REPORT

Month of December 2025

This report itemizes all orders for purchases made for the month of December 2025, showing the divisions chargeable for the expense and the source of authority for issuance of the Purchase Order. This authority is broken into three categories:

- (1) By authority of the Commission
- (2) By authority of the Executive Director or his designate
- (3) By authority of the Director

The purchasing activities for the month of December 2025, culminated in the preparation and placement of 50 purchase orders in the total amount of \$419,961.89. There were no quotes sent out for the month of December.

Significant procurements are shown below:

- One (1) Purchase Order was issued, in the total amount of \$143,209.74 for domain controller replacements;
- One (1) Purchase Order was issued, in the total amount of \$29,256.08 for desktop replacements at the Scudder Falls Administration Building;
- One (1) Purchase Order was issued, in the total amount of \$28,766.18 for a domain controller UPS;
- One (1) Purchase Order was issued, in the total amount of \$28,512.66 for a Windows 2025 server datacenter upgrade;
- One (1) Purchase Order was issued, in the total amount of \$26,250.20 for training room laptops.

In addition to the practices employed incidental to purchase of materials, etc., from vendors on a direct basis, the Commission also purchases via direct utilization of the purchasing processes of the State of New Jersey, the Commonwealth of Pennsylvania and other joint purchasing arrangements.

**DELAWARE RIVER JOINT TOLL BRIDGE COMMISSION
REPORT OF PURCHASING ACTIVITIES**

December 2025

PO Number	Vendor Name	General Description	Req Dept	Contract/Resolution/ Comment	** BY AUTHORITY OF **	
					Commission	Director of Purchasing
20250715	HAWORTH, INC.	T-519A TM SO OPS - CTRL CTR COORDINATOR OFFICE FUR	ENG	5072-12-24	2,738.34	
	CAPITAL RESERVE					
20250716	BERGEYS INC.	DWG- TIRE ORDER- INVOICE	DWG	PA 4400015997		4,918.76
20250717	CARR & DUFF INC.	WORK ON NORTH HAMPTON ST LIGHTS	EP			1,200.00
20250718	SUPER HEAT INC	2025 FALL INSPECTION HVAC P-C	PC			1,095.00
20250719	SUPER HEAT INC	EMERGENCY HEATING SYSTEM REPAIR (E-Z PASS OFFICE)	DWG			595.65
20250720	GOODYEAR AUTO SERVICE CENTER	NHL- CHEVY 6500 REPLACEMENT TIRES-PARTS-INV	NHL			1,271.04
20250721	Y-PERS	WIPING RAGS I-78 GARAGE	I78			1,125.00
20250722	ROADSAFE TRAFFIC SYSTEMS	NHL- SIGN BOARD CONTROL KIT- PARTS-QUOTE	NHL			2,766.67
20250723	ACS SERVICES LLC	HVAC PM MAINTENANCE 2ND QUARTER-ACS	NHL			4,100.00
20250724	ACS SERVICES LLC	NHLT-BOILER ZONE PUMP REPAIRS (ACS)	NHL			3,600.50
20250725	PERFORMANCE TIRE CO.	EP- TIRES PURCHASE/ INSTALLATION-QUOTE	EP			3,807.90
20250726	COMTEC	CLEAN AGENT SUPPRESSION INSPECTION-SF CAMPUS	AB SF			500.00
20250727	STRICTLYTOOLBOXES.COM	TOOLBOX FOR I-78 MAINTENANCE GARAGE	I78			9,995.00
20250728	CARR & DUFF INC.	TRENTON MAKES SPARE PARTS	ENG			13,509.50
20250729	NATIONAL HIGHWAY PRODUCTS	I78- TRAFFIC CONES- 100PCS- QUOTE	I78			2,200.00
20250730	TRIUUS INC	PC- BRINE PUMP- INVOICE- PARTS EXPENSE	PC			1,060.00
20250731	AMAZON CAPITAL SERVICES	DJI MAVIC 4 PRO CREATOR COMBO	ENG	US COMM R-TC-17006		3,999.00
20250732	CDW-G	PRINTER SUPPLIES	IT	COSTARS 3		2,296.03

**DELAWARE RIVER JOINT TOLL BRIDGE COMMISSION
REPORT OF PURCHASING ACTIVITIES**

December 2025

PO Number	Vendor Name	General Description	Req Dept	Contract/Resolution/ Comment	** BY AUTHORITY OF **		
					Commission	Director of Purchasing	Director
20250733	DELL MARKETING LP CAPITAL RESERVE	DOMAIN CONTROLLER REPLACEMENTS	IT	COSTARS 3	143,209.74		
20250734	DELL MARKETING LP	EXECUTIVE LAPTOP REPLACEMENTS	IT	COSTARS 3		11,529.28	
20250735	GRAINGER	SAFETY WEAR (Grainger Safety Shoe Program)	TES			1,503.15	
20250736	NJ EVENT SERVICES, LLC	SINGLE STANDARD PORTABLE TOILET (NJ EVENT SERV)	SDTS			200.00	
20250737	DELL MARKETING LP	ESS WORKSTATIONS-DWG SGT Office	ESS	Resolution R4853-12-23		8,517.12	
20250738	EASTERN TIME, INC.	FIRE ALARM REPAIR	EP			893.20	
20250739	FIRST CHOICE AUTO EQUIPMENT INC.	AUTO LIFT REPAIR	DWG			1,832.98	
20250740	EMR POWER SYSTEMS LLC	EMERGENCY GENERATOR REPAIR	DWG	NJ T-2848		1,025.00	
20250741	SCRAPPY'S AUTO SERVICE INC.	SRMC- MACK REPAIR- SCRAPPYS- QUOTE 014696	SRMC			2,098.31	
20250742	SCRAPPY'S AUTO SERVICE INC.	SRMC- MACK REPAIR & INSPECTION- EST# 014698	SRMC			1,509.71	
20250743	EASTERN PENN SUPPLY COMPANY	CIRCULATOR PUMP IMPELLER REPLACEMENT	DWG			691.95	
20250744	ADVANCE AUTO PARTS	TM- OIL & DEF FLUID- PARTS ORDER- INV	TM			2,393.06	
20250745	AL'S COLLISION INC	SF- POOL CAR REPAIR- ALS AUTO- OUTSIDE AUTO- INV	SFT			2,741.02	
20250746	RAY PRICE STROUD FORD	PC- DODGE 5500 BRAKE REPAIRS- OUTSIDE AUTO-INV	PC			1,909.70	
20250747	DE LAGE LANDEN FINANCIAL SERVICES, INC.	THREE PRINTERS FOR TM	TM	COSTARS 1		746.12	
20250748	E.O. HABHEGGER CO, INC.	OMN1 MAGNETOSTRICTIVE INV (EO HABHEGGER)	EP			3,394.00	
20250749	EASYVISTA INC	REMOTE MANAGEMENT SOFTWARE	IT			5,688.00	
20250750	CDW-G	CUSTOMER SERVICE PRINTERS	IT	COSTARS-003-E22-586		2,398.92	

**DELAWARE RIVER JOINT TOLL BRIDGE COMMISSION
REPORT OF PURCHASING ACTIVITIES**

December 2025

PO Number	Vendor Name	General Description	Req Dept	Contract/Resolution/ Comment	** BY AUTHORITY OF **			
					Commission	Director of Purchasing	Director	
20250751	CDW-G	DESKTOP UPS REPLACEMENTS	IT	022-G/KPN-A-202112-0 4		2,864.80		
20250752	DELL MARKETING LP	NHL DESKTOP REPLACEMENTS	IT	COSTARS-003-E22-603		14,330.16		
20250753	DELL MARKETING LP	SF ADMIN DESKTOP REPLACEMENTS	IT	COSTARS-003-E22-603		29,256.08		
20250754	RAY PRICE STROUD FORD	PC- EXPLORER PARTS- RAY PRICE- INV	PC			1,683.25		
20250755	DELL MARKETING LP CAPITAL RESERVE	TRAINING ROOM LAPTOPS	IT	COSTARS-003-E22-603	26,250.20			
20250756	CDW-G CAPITAL RESERVE	DOMAIN CONTROLLER UPS	IT	022-G/KPN-A-202112-0 4	28,766.18			
20250757	CDW-G	WINDOWS 2025 SERVER DATACENTER UPGRADE	IT	MICROSOFT LICENSING		28,512.66		
20250758	SOLARWINDS. INC.	NETWORK MONITORING SOFTWARE RENEWAL	IT			18,702.00		
20250759	AMAZON CAPITAL SERVICES	OFFICE SUPPLIES, GENERAL	EZP	US COMM R-TC-17006		226.73		
20250760	IPFONE	SOFTWARE SUPPORT FOR VESTA COMMUNICATIONS	IT			1,285.16		
20250761	ALLENTOWN MACK SALES & SERVICE, INC.	AUTOMOTIVE PARTS & ACCESSORIES	178			3,851.73		
20250762	WARREN COUNTY COLLISION CENTER, INC.	178- BP-15 REPAIR- WARREN CNTY COLISSION- INV	178			8,782.73		
20250763	EMR POWER SYSTEMS LLC	EMERGENCY GENERATOR REPAIR (DWG)	DWG	NJ T-2848		1,698.61		
20250764	EASTERN PENN SUPPLY COMPANY	CIRCULATOR PUMP IMPELLER REPLACEMENT	DWG			691.95		
Purchase Order Count: 50					AUTHORITY TOTALS:	\$200,964.46	\$218,997.43	\$0.00
					GRAND TOTAL:	\$419,961.89		

Delaware River Joint Toll Bridge Commission
Meeting of January 26, 2025

**E-ZPASS/CUSTOMER SERVICE REPORT
DECEMBER 2025**

SUBJECT	DESCRIPTION	PAGE NUMBER
E-ZPass/Customer Service Operations Report	E-ZPass/Customer Service December	1-3

Delaware River Joint Toll Bridge Commission
Meeting of January 26, 2025

**E-ZPASS/CUSTOMER SERVICE REPORT
DECEMBER 2025**

E-ZPass Account and Transponder Information as reported by Conduent State and Local Solutions, Inc. (CSC/VPC Provider)

Total Number of Migrated DRJTBC and NJ CSC E-ZPass Accounts

Migrated Business Accounts	Migrated Private Accounts	Total Number of Migrated Accounts	Total Number of NJ CSC Active Accounts
1,654	77,339	78,993	4,243,939

Total Number of Migrated DRJTBC (029) Transponders and NJ CSC E-ZPass Transponders

Migrated Business Account Transponders	Migrated Private Account Transponders	Total Number of Migrated Transponders	Total Number of NJ CSC Active Transponders
9,228	131,323	140,551	6,620,892

**E-ZPASS/CUSTOMER SERVICE REPORT
DECEMBER 2025**

Customer Service Report:

CSRs perform service with quick responses to:

- Emails
- Phone Calls
- Service Requests
- Commission E-ZPass Issues

Total Calls	Total Minutes and Average Duration	Average Wait Time
437	2,216 minutes – 5:03 minutes per call	0:00

Web Inquiries (Acct Updates, Violations, Disputes)	94
Service Requests (Acct Updates, Violation Notifications, E-ZPass + TBP Inquiries)	108

Computer kiosks are accessible for customer use if needed at both locations.

Walk-ins

I-78	DWG	SF	Total
27	2	2	31

Toll Monitoring:

- Bridge vehicle views were a total of 12,351 per day for all 8 bridges - Volume would depend on bridge size and use
- Total monthly vehicle views 333,477
- Average views per CSR, per day is calculated from the total daily views of 12,351 divided by 8 CSRs = 1,544 per day average
- Weekly CSR volume will depend on the assigned bridge, which is on a rotating basis. A CSR may have MM, a low volume bridge one week, and SF, a high volume bridge the next week, giving the average for the week

**E-ZPASS/CUSTOMER SERVICE REPORT
DECEMBER 2025**

Other current E-ZPass duties include:

- Assisting law enforcement
- Notifying Toll Audit and In-lane when any issues we see arise
- Monitoring Superload crossings
- Daily calls with other Agencies in the NJ Consortium

CSC/VPC Post-Migration Collection Update:

As a result of post-migration collection efforts from May 2014 – December 2025, New Jersey E-ZPass reports \$27,994,862.13 collected in tolls and \$67,976,511.83 collected in fees.

DELAWARE RIVER JOINT TOLL BRIDGE COMMISSION
Meeting of January 26, 2026

ELECTRONIC TOLL COLLECTION PROGRAM

MONTH OF DECEMBER 2025

SUBJECT	DESCRIPTION	PAGE NUMBER
ETC PROGRAM	Electronic Toll Collection Program Report	1-4



DELAWARE RIVER JOINT TOLL BRIDGE COMMISSION
Meeting of January 26, 2026

ELECTRONIC TOLL COLLECTION PROGRAM
MONTH OF DECEMBER 2025

The following items were recently initiated, accomplished or performed during the above noted month:

Activities for the In-Lane Toll System

1. Lane equipment cleaning is a constant activity during this time of year. Firmware upgrades are continuing on all UPS units. In addition, UPS units are affected by the extreme cold and battery conditions are being checked. Also, all lane cameras are being checked for image clarity.
2. At the Commissioners November 24th meeting new toll rates were approved in support of the proposed Capital Program update, effective January 1, 2026. TransCore was notified of the 2026 toll rates and staged the new toll rates within the toll system for go-live. Commission staff will review transactions reports on January 2, 2026, to confirm that the proper toll rates are being charged for the transactions and if acceptable, release of the transaction files to the NJ CSC will be completed.
3. Commission Staff and TransCore meet monthly to review and discuss system operational and maintenance items. A weekly call also takes place to briefly review system maintenance items for the week.

Activities for the E-ZPass Customer Service Center/Violation Processing Center

1. Conduent continues to develop the real time digital payment function at the NJ E-ZPass CSC for toll by plate customers. Conduent revised the terms and conditions that will be displayed on the NJ E-ZPass website, and comments were provided from the NJTA. Conduent has released this functionality into the NJ CSC software, and they are proceeding with testing it through a small group of individuals.
2. The NJ E-ZPass CSC launched the Amnesty Program in June 2025. NJ MVC legislation was passed and NJTA is working with the MVC on the programs. There are two programs: the Amnesty Program and the Vehicle Registration Suspension Program. The Amnesty Program must run for 180 days, with no lookback timeframe, meaning the program can go back as far as the violator wants to pay. Violation transactions after the start of the program are NOT eligible. The program is open to all violators (from any state), with tolls and fees that are \$500 or more prior to June 2025. The program must offer a 25% reduction of the fees, the program will collect 100% of the toll revenue. When applying payment, 100% of the toll amount will be satisfied first, followed by AET fees and administrative fees. The amount owed must be paid in full of no payment plan. A violator may make arrangements for a payment plan, outside

DELAWARE RIVER JOINT TOLL BRIDGE COMMISSION
Meeting of January 26, 2026

of the Amnesty Program. For the NJ MVC Vehicle Registration Suspension, the transactions criteria include all NJ E-ZPass agency violations, unpaid tolls, administration fees and AET fees totaling \$500 or more; or 60 or more violations with at least one having occurred after January 2024 (legislation date).

3. At the Commissioners November 24th meeting new toll rates were approved in support of the proposed Capital Program update, effective January 1, 2026. Conduent provided test results for the toll rate adjustments and they were reviewed by Commission staff and HNTB prior to going live. Conduent implemented the toll rate adjustments and then complete controlled runs of transaction processing post January 1, 2026.
4. The NJTA, as the lead agency, is facilitating all meetings with the other agencies and Conduent to manage the implementation of outstanding system elements for the New Jersey E-ZPass Customer Service Center.

AET Program

1. Rummel, Klepper & Kahl, LLP (RK&K) participated in New Hope – Lambertville All Electronic Tolling related meetings with PKF for the construction project as needed. During the reporting period RK&K prepared responses to Requests for Information (RFI) from the construction team and issued change of plans as needed. Additionally, RK&K completed several reviews of construction submittals from the contractor.
2. Commission Staff, TransCore and the RK&K team participated in bi-weekly project status meetings for the new AET in-lane system. TransCore submitted the updated schedule that addressed previously provided review comments. The revised schedule was reviewed by RK&K and comments were shared with TransCore. TransCore submitted several revised chapters of the system Detailed Design Document. RK&K reviewed the documents to confirm that our comments were addressed, and the documents were finalized by TransCore. TransCore submitted the revised design drawings, and they were reviewed by RK&K, Commission staff and the NH-L Toll Bridge AET construction management team. Comments were provided to TransCore.
3. TransCore staff continue to meet with the New Hope – Lambertville Toll Bridge AET Conversion construction team to discuss the construction progress and to coordinate the all-electronic-tolling equipment installation and testing schedules. TransCore submitted the revised Master Test Plan that addressed previously provided review comments. The RK&K team reviewed the document to confirm that the comments were addressed and found it acceptable.

DELAWARE RIVER JOINT TOLL BRIDGE COMMISSION
Meeting of January 26, 2026

4. TransCore continues to install the toll host servers at two separate Equinix locations. Lane equipment for the New Hope – Lambertville Toll Bridge AET system continues to be received and staged at TransCore’s Houston location. TransCore is preparing for the in-lane AET system installation at the NH-L Toll Bridge that will begin on January 9, 2026.
5. TransCore facilitated a follow-up meeting with Conduent to coordinate connectivity testing between the new in-lane toll system and the NJ Customer Service Center.
6. TransCore attended a meeting with Atkins Réalis to review the proposed AET gantry location and the toll system equipment cabinet location at the T-M Toll Bridge. TransCore found both acceptable.
7. Commission Staff and Atkins Réalis USA Inc. held several Trenton – Morrisville Toll Bridge All Electronic Tolling project status meetings. Atkins Réalis submitted a draft proposal for the superstructure replacement of the Route 1 over Route 29 northbound bridge (NJ Route 29 NB Overpass). Commission staff reviewed the proposal and provided comments to the design team. Atkins Réalis is currently addressing the review comments. The initiative for the superstructure replacement is based on recent inspection findings and evaluations. If found acceptable, a Consultant Agreement Modification will be prepared for execution.
8. Atkins Réalis submitted a report summarizing the results of the workshop that discussed the preliminary roadway alignment options, toll gantry location, toll gantry options and roadway/barrier design elements. They are also preparing the Design Criteria Report. Atkins Réalis submitted the revised Quality Assurance Plan that addressed comments from Commission staff review of the initial submission
9. Atkins Réalis facilitated a meeting with Commission staff, PennDOT, Morrisville Borough and Conrail regarding the Route 1 / Pennsylvania Avenue interchange concept design including the roundabout. All agreed with advancing the roundabout concept to preliminary and final design. Atkins Réalis is coordinating with PennDOT to conduct a walk-through of the Highway Occupancy Permit Cycle 1 submission before submitting it to PennDOT for review.
10. Atkins Réalis facilitated a meeting with TransCore to review the AET gantry location and the toll system equipment cabinet location. TransCore found both acceptable. Atkins also facilitated a meeting with the Commission’s ESS Department to review existing camera locations and discuss project related impacts and how they will be addressed.

DELAWARE RIVER JOINT TOLL BRIDGE COMMISSION
Meeting of January 26, 2026

11. Atkins Réalis submitted an updated project schedule and review comments were provided. Atkins Réalis is advancing the Preliminary Design (60% complete) plans, specifications and estimate for a February 2026 submission.

General Electronic Toll Collection Program Activities

1. Mr. Stracciolini facilitated the IAG E-ZPass Executive Management Committee meetings. At the August 2025 IAG EMC Meeting, Mr. Stracciolini was elected by the members to serve as Chair to the EMC.
2. Mr. Stracciolini facilitated the IAG Service Corporation meetings. At the December 12, 2024, IAG Service Corp. Board of Directors Meeting, a resolution was approved electing and appointing Mr. Stracciolini as the Chair of the IAG Service Corporation, effective December 12, 2024.
3. Mr. Stracciolini participated on the IAG Policy Committee meetings.
4. Mr. Stracciolini is participating in the Non-toll Business Opportunity Task Force.
5. Mr. Stracciolini is serving on the International Bridge, Tunnel & Turnpike Association's (IBTTA) 2025 Engineering and Construction Task Force and the Toll Revenue Assurance Committee.

**Delaware River Joint Toll Bridge Commission
Meeting of January 26, 2026**

**CONTRACT COMPLIANCE REPORT INDEX
Month of December 2025**

SUBJECT	DESCRIPTION	PAGE NUMBER
Contract Compliance Program Operations Report	Operations Report December 2025	1-20

**Delaware River Joint Toll Bridge Commission
Meeting of January 26, 2026**

**CONTRACT COMPLIANCE REPORT INDEX
Month of December 2025**

TABLE OF CONTENTS

IBE PROGRAM

	PAGES
• IBE Program Overview	3
• Compliance IBE Scores Overview	4
• IBE Summary Reports	5
• Active Construction Projects Payments, Workforce & Ethnicity Utilization Scores	6-8
• Active Professional Projects Payments Detail and Scores	9-10
• Completed Construction Projects Payments, Workforce & Ethnicity Utilization Scores	11-15
• Completed Professional Projects Payments Detail and Scores	16-17

MWSBE Program

• MWSBE Minority (7%), Women (3%), and Small Business (25%) Enterprise Program Overview	18
• MWSBE Program Commitments for Professional and Construction (Active & Completed Pie Charts)	19
• MWSBE Professional & Construction Projects Final Commitment	20

Delaware River Joint Toll Bridge Commission
Meeting of January 26, 2026

IBE PROGRAM OVERVIEW

The Delaware River Joint Toll Bridge Commission (Commission) established an IBE Program (MBE/WBE/SBE/DBE/DsBE/VBE) with a target of 25% for all Professional Services and Construction Contracts awarded by the Commission effective July 1, 2014. To date, the Commission has awarded **(111)** contracts with the IBE Program requirements. Currently, there are **(55) active** projects and **(56) completed** projects.

IBE Program Requirements

The Commission began using Elation Systems effective January 2017, as the online system for Payment Verification and Certified Payroll Reporting (CPR). All contracts awarded by the Commission to a Prime Consultant/Prime Contractor and their Subconsultants and Subcontractors use this service free of charge. Online training is available to vendors on how to use Elation Systems. The Contract Compliance Department and Elation Support Staff are available to assist all users.

The Contract Compliance Department (CCD) monitors, posts and reports data in regard to all payments. The CCD also reviews all Certified Payrolls submitted into Elation Systems.

The following are all mandatory requirements:

Company On-Line Registration:

- i. All Primes must register their company and activate an account in Elation Systems; *and*
- ii. All Primes must also ensure that all Subconsultants and Subcontractors register their company and activate an account in Elation Systems.

Payment Verification:

- i. Prime Contractors must post all payments to their Subconsultants and/or Subcontractors in Elation Systems; *and*
- ii. Prime Contractors and their Subconsultants and/or Subcontractors must confirm all payments received in Elation Systems.

Certified Payroll Reporting:

- i. All Prime Contractors are responsible for assigning someone from their staff with the responsibility to review, approve, and upload their CPR(s) on a weekly basis into Elation Systems; *and*
- ii. All Prime Contractors must also ensure that their Subcontractors upload their CPR(s) on a weekly basis into Elation Systems.

Prime Consultants / Contractors IBE Target performance will be displayed / available on the Commission's public website.

**Delaware River Joint Toll Bridge Commission
Meeting of January 26, 2026**

**Contract Compliance Department
Compliance IBE Scores Overview**

The Commission through its Contract Compliance Department has instituted a Compliance Score Ranking that will be included in the Monthly Contract Compliance Report for all Professional Services and Construction Projects.

The Compliance Score Ranking is an ongoing summary of data presented on Active and Completed contracts, which includes the tracking of payments from Prime Consultants and Contractors to IBE Subconsultants and Subcontractors, and the Prime Contractors Workforce Utilization. The Scores will illustrate the progress and participation to meet the Targets by Prime Consultants and Contractors as part of the IBE program.

The complete and timely reporting of payments and certified payrolls to the Elation Systems by the Prime Consultants and Prime Contractors, and their Subconsultants and Subcontractors, will assist the Prime Consultant and Prime Contractor in tracking the data to meet their targets.

Accordingly, each Prime will also be given a final grade at the completion of each project. Additionally, the data will be uploaded onto the Commission’s public website monthly.

The Score(s) are factored using the following criteria:

IBE PAYMENTS

The payments by the Prime Consultant / Contractor to each of their IBE Subconsultants / Subcontractors will be calculated based on the criteria set by the Commission’s 25% IBE Target.

WORKFORCE UTILIZATION

Workforce utilization contains two levels of scoring and documents the hourly employee utilization by workforce type, ethnicity and gender.

IBE Payments Legend	
Score Rankings	IBE Commitment Participation
A+	45% & above
A	35% to 44.9%
B+	30% to 34.9%
B	25% to 29.9%
C+	20% to 24.9%
C	15% to 19.9%
D+	10% to 14.9%
D	5% to 9.9%
F	4.9% & below

Workforce Utilization Legend		
Score Rankings	Workforce Commitment Participation	Ethnicity & Gender Participation
A+	30% & above	25% & a above
A	25% to 29.9%	15% to 24.9%
B+	20% to 24.9%	over 15%
B	15% to 19.9%	10% to 14.9%
C+	10% to 14.9%	over 10%
C	10% to 14.9%	7.5% to 9.9%
D+	5% to 9.9%	over 7.5%
D	5% to 9.9%	5% to 7.4%
F	4.9% & below	4.9% & below

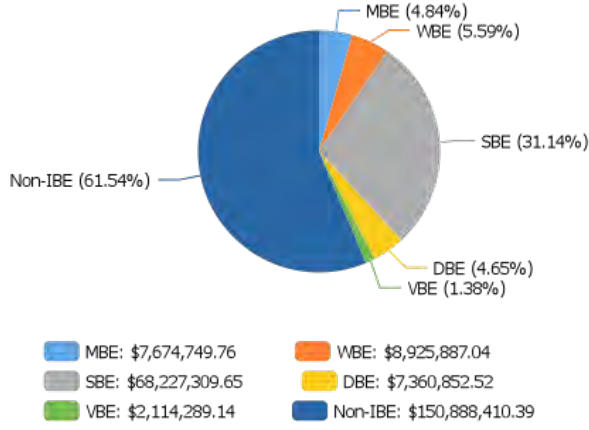
Delaware River Joint Toll Bridge Commission

Meeting of January 26, 2026

Summary - Professional Services and Construction Contractors 25% IBE Target Status

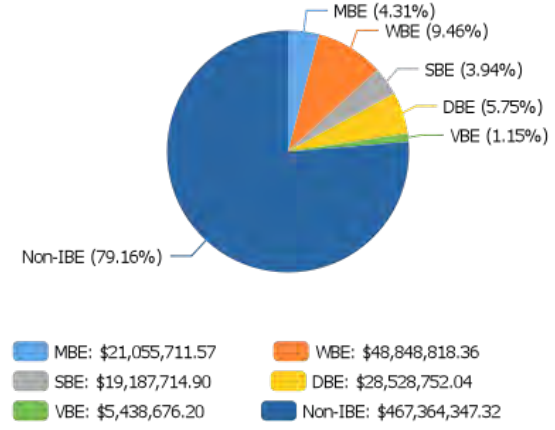
ACTIVE PROJECTS

Current IBE Status: 38.46%
 Total Payments to Prime: \$150,888,410.39
 Total Payments to IBEs: \$94,303,088.11



COMPLETED PROJECTS

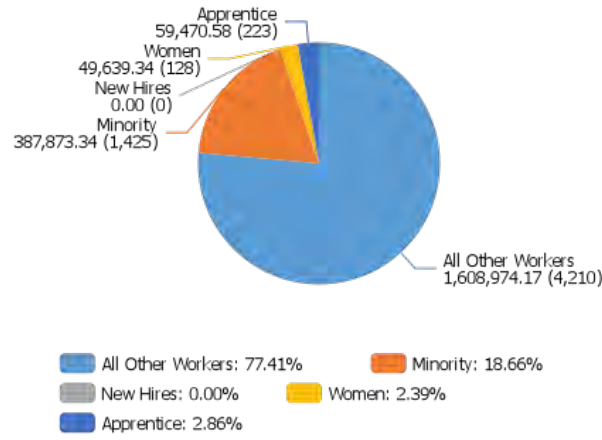
Final IBE Status: 20.84%
 Total Prime Awarded Contract Values: \$590,368,527.06
 Total Payments to Prime: \$467,364,347.32
 Total Payments to IBEs: \$123,004,178.74



Summary - Prime Contractor(s) & Subcontractor(s) Workforce Utilization Categories By Hours, Workers & Ethnicity

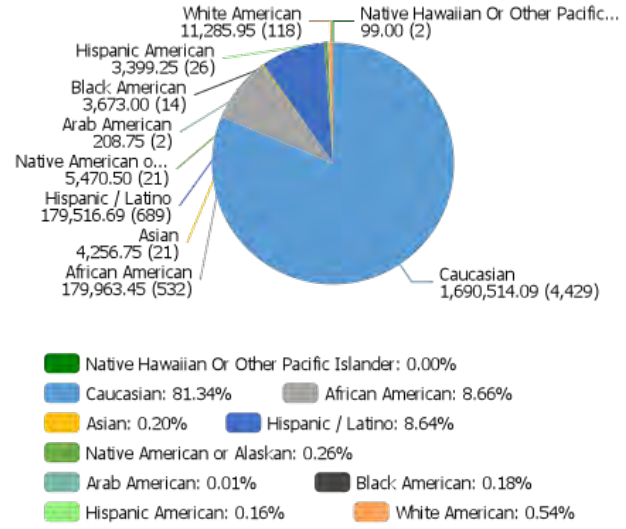
Workers Categories

Hours, Percentages and Workers
 Total Hours Worked: 2,078,387.43



Ethnicity Categories

Hours, Percentages and Workers
 Total Number of Workers: 5,854



(Percentage is based on work hours)

(Percentage is based on work hours)

Active Professional & Construction Projects Payment Summary		Initial Contract Value	Prime P / T / D	IBE P / T / D	IBE Actual	Score
Professional and Construction Projects Totals		\$306,745,333.01	\$150,888,410.39	\$94,303,088.11	38.46%	A
Professional Services Projects Totals		\$94,607,540.11	\$51,038,895.68	\$20,486,959.12	28.64%	B
Completed Professional & Construction Projects Payment Summary		Contract Value	Prime P / T / D	IBE P / T / D	IBE Actual	Score
Professional and Construction Projects Totals		\$590,368,526.06	\$467,364,347.32	\$123,004,178.74	20.84%	C+
Professional Services Projects Totals		\$56,480,327.36	\$38,940,072.49	\$17,540,254.87	31.06%	B+

ACTIVE CONSTRUCTION PROJECTS														
Payments Summary				Workforce Hours Summary 28.08%					Ethnicity Participation Summary					
Initial Contract Value	Total Prime P / T / D	Total IBE P / T / D	Total IBE %	Payments Score (Total IBE Payments)	Total Number of Workers	Total Hours Worked	Caucasian Hours	Total Minority Hours	Total Women Hours	Workforce Score (Total Hours Worked)	Caucasian %	Minority %	Women %	Ethnicity Score (Total Participation)
\$212,137,792.90	\$99,849,514.71	\$73,816,128.99	42.50%	A	1,586	340,038.73	248,078.53	91,960.20	3,529.34	A	72.96%	27.04%	1.04%	A+

COMPLETED CONSTRUCTION PROJECTS														
Payments Summary				Workforce Hours Summary 19.68%					Ethnicity Participation Summary					
Total Contracts Value	Total Prime P / T / D	Total IBE P / T / D	Total IBE %	Payments Score (Total IBE Payments)	Total Number of Workers	Total Hours Worked	Caucasian Hours	Total Minority Hours	Total Women Hours	Workforce Score (Total Hours Worked)	Caucasian %	Minority %	Women %	Ethnicity Score (Total Participation)
\$533,888,198.70	\$428,424,274.83	\$105,463,923.87	19.75%	C	4,444	1,738,348.70	1,442,435.56	295,913.14	46,110.00	B	82.98%	17.02%	2.65%	A

Delaware River Joint Toll Bridge Commission

Meeting of January 26, 2026

Active Construction Projects - Summary's & Scores (IBE Payments, Workforce Hours & Ethnicity Participation)

Date: From 07/01/2014 To 12/31/2025

IBE Payments Legend	
Score Rankings	IBE Commitment Participation
A+	45% & above
A	35% to 44.9%
B+	30% to 34.9%
B	25% to 29.9%
C+	20% to 24.9%
C	15% to 19.9%
D+	10% to 14.9%
D	5% to 9.9%
F	4.9% & below

Total of all Primes Contract Values \$212,137,792.90

Total Payments to all Primes \$99,849,514.71

Total Payments to all IBEs \$73,816,128.99

IBE Target 25.00%

IBE Actual 42.50%

Workforce Utilization Legend		
Score Rankings	Workforce Commitment Participation	Ethnicity & Gender Participation
A+	30% & above	25% & above
A	25% to 29.9%	15% to 24.9%
B+	20% to 24.9%	over 15%
B	15% to 19.9%	10% to 14.9%
C+	10% to 14.9%	over 10%
C	10% to 14.9%	7.5% to 9.9%
D+	5% to 9.9%	over 7.5%
D	5% to 9.9%	5% to 7.4%
F	4.9% & below	4.9% & below

ACTIVE CONSTRUCTION PROJECTS														
Payments Summary					Workforce Hours Summary 28.08%					Ethnicity Participation Summary				
Initial Contract Value	Total Prime P / T / D	Total IBE P / T / D	Total IBE %	Payments Score (Total IBE Payments)	Total Number of Workers	Total Hours Worked	Caucasian Hours	Total Minority Hours	Total Women Hours	Workforce Score (Total Hours Worked)	Caucasian %	Minority %	Women %	Ethnicity Score (Total Participation)
\$212,137,792.90	\$99,849,514.71	\$73,816,128.99	42.50%	A	1,586	340,038.73	248,078.53	91,960.20	3,529.34	A	72.96%	27.04%	1.04%	A+

DB-540A/B/C TRANSCORE, LP - Electronic Toll Collection System Replacement - Design, Build & Maintain														
Payments Summary					Workforce Hours Summary 53.31%					Ethnicity Participation Summary				
Initial Contract Value	Total Prime P / T / D	Total IBE P / T / D	Total IBE %	Payments Score (Total IBE Payments)	Total Number of Workers	Total Hours Worked	Caucasian Hours	Total Minority Hours	Total Women Hours	Workforce Score (Total Hours Worked)	Caucasian %	Minority %	Women %	Ethnicity Score (Total Participation)
\$13,575,398.74	\$11,230,227.20	\$2,316,211.51	17.10%	C	15	2,040.00	952.50	1,087.50	0.00	A+	46.69%	53.31%	0.00%	A+

DB-724A SCHNEIDER ELECTRIC Electronic Surveillance/Detection System Maintenance Contract														
Payments Summary					Workforce Hours Summary 45.89%					Ethnicity Participation Summary				
Initial Contract Value	Total Prime P / T / D	Total IBE P / T / D	Total IBE %	Payments Score (Total IBE Payments)	Total Number of Workers	Total Hours Worked	Caucasian Hours	Total Minority Hours	Total Women Hours	Workforce Score (Total Hours Worked)	Caucasian %	Minority %	Women %	Ethnicity Score (Total Participation)
\$5,217,520.75	\$1,402,730.84	\$215,551.42	13.32%	D+	57	717.00	479.00	238.00	91.00	A+	66.81%	33.19%	12.69%	A+

DB-768B DYNAMIC SECURITY, LLC (IBE) dba SECUNI / Network Video Management System (NVMS) Integrator Services														
Payments Summary					Workforce Hours Summary 0.00%					Ethnicity Participation Summary				
Initial Contract Value	Total Prime P / T / D	Total IBE P / T / D	Total IBE %	Payments Score (Total IBE Payments)	Total Number of Workers	Total Hours Worked	Caucasian Hours	Total Minority Hours	Total Women Hours	Workforce Score (Total Hours Worked)	Caucasian %	Minority %	Women %	Ethnicity Score (Total Participation)
\$104,074.00	\$-	\$87,232.80	100.00%	A+	0	0.00	0.00	0.00	0.00	N/A	0.00%	0.00%	0.00%	N/A

DB-792A TRANSCORE, LP - In-Lane All Electronic Toll Collection System (Design, Build and Maintain)														
Payments Summary					Workforce Hours Summary 0.00%					Ethnicity Participation Summary				
Initial Contract Value	Total Prime P / T / D	Total IBE P / T / D	Total IBE %	Payments Score (Total IBE Payments)	Total Number of Workers	Total Hours Worked	Caucasian Hours	Total Minority Hours	Total Women Hours	Workforce Score (Total Hours Worked)	Caucasian %	Minority %	Women %	Ethnicity Score (Total Participation)
\$9,701,499.00	\$1,980,426.42	\$-	0.00%	N/A	0	0.00	0.00	0.00	0.00	N/A	0.00%	0.00%	0.00%	N/A

T-519A BRACY CONSTRUCTION, INC. / Southern Operations and Maintenance Facilities Improvements - Trenton Morrisville, Langhorne, and New Hope														
Payments Summary					Workforce Hours Summary 20.14%					Ethnicity Participation Summary				
Initial Contract Value	Total Prime P / T / D	Total IBE P / T / D	Total IBE %	Payments Score (Total IBE Payments)	Total Number of Workers	Total Hours Worked	Caucasian Hours	Total Minority Hours	Total Women Hours	Workforce Score (Total Hours Worked)	Caucasian %	Minority %	Women %	Ethnicity Score (Total Participation)
\$59,300,150.96	\$49,314,938.59	\$9,284,333.86	15.84%	C	618	118,472.03	95,136.78	23,335.25	529.84	B+	80.30%	19.70%	0.45%	A

T-754A PKF-MARK III, INC / New Hope - Lambertville Toll Bridge All Electronic Tolling (AET) Conversion & PA Abutment Backwall Replacement														
Payments Summary					Workforce Hours Summary 13.10%					Ethnicity Participation Summary				
Initial Contract Value	Total Prime P / T / D	Total IBE P / T / D	Total IBE %	Payments Score (Total IBE Payments)	Total Number of Workers	Total Hours Worked	Caucasian Hours	Total Minority Hours	Total Women Hours	Workforce Score (Total Hours Worked)	Caucasian %	Minority %	Women %	Ethnicity Score (Total Participation)
\$11,863,715.00	\$4,374,297.62	\$-	0.00%	N/A	103	12,307.70	11,414.00	893.70	719.00	C	92.74%	7.26%	5.84%	D

Delaware River Joint Toll Bridge Commission

Meeting of January 26, 2026

Active Construction Projects - Summary's & Scores (IBE Payments, Workforce Hours & Ethnicity Participation)

Date: From 07/01/2014 To 12/31/2025

IBE Payments Legend	
Score Rankings	IBE Commitment Participation
A+	45% & above
A	35% to 44.9%
B+	30% to 34.9%
B	25% to 29.9%
C+	20% to 24.9%
C	15% to 19.9%
D+	10% to 14.9%
D	5% to 9.9%
F	4.9% & below

Total of all Primes Contract Values \$212,137,792.90

Total Payments to all Primes \$99,849,514.71

Total Payments to all IBEs \$73,816,128.99

IBE Target 25.00%

IBE Actual 42.50%

Workforce Utilization Legend		
Score Rankings	Workforce Commitment Participation	Ethnicity & Gender Participation
A+	30% & above	25% & above
A	25% to 29.9%	15% to 24.9%
B+	20% to 24.9%	over 15%
B	15% to 19.9%	10% to 14.9%
C+	10% to 14.9%	over 10%
C	10% to 14.9%	7.5% to 9.9%
D+	5% to 9.9%	over 7.5%
D	5% to 9.9%	5% to 7.4%
F	4.9% & below	4.9% & below

T-766A CRISDEL GROUP, INC. / I-78 NJ Roadway Rehabilitation and Power & Communication Infrastructure Improvements														
Payments Summary				Workforce Hours Summary 36.28%						Ethnicity Participation Summary				
Initial Contract Value	Total Prime P / T / D	Total IBE P / T / D	Total IBE %	Payments Score (Total IBE Payments)	Total Number of Workers	Total Hours Worked	Caucasian Hours	Total Minority Hours	Total Women Hours	Workforce Score (Total Hours Worked)	Caucasian %	Minority %	Women %	Ethnicity Score (Total Participation)
\$22,494,884.42	\$16,159,118.76	\$6,335,785.34	28.17%	B	203	29,869.50	19,139.00	10,730.50	107.00	A+	64.08%	35.92%	0.36%	A+

TS-590A J.D. ECKMAN, INC. / Northampton St. TSB Rehabilitation														
Payments Summary				Workforce Hours Summary 22.68%						Ethnicity Participation Summary				
Initial Contract Value	Total Prime P / T / D	Total IBE P / T / D	Total IBE %	Payments Score (Total IBE Payments)	Total Number of Workers	Total Hours Worked	Caucasian Hours	Total Minority Hours	Total Women Hours	Workforce Score (Total Hours Worked)	Caucasian %	Minority %	Women %	Ethnicity Score (Total Participation)
\$15,487,427.50	\$10,879,493.81	\$3,917,310.23	26.47%	B	111	35,867.50	27,733.25	8,134.25	0.00	B+	77.32%	22.68%	0.00%	A

TS-642A ANSELM I & DeCICCO (IBE) / Uherstown - Frenchtown Toll-Supported Bridge Rehabilitation														
Payments Summary				Workforce Hours Summary 37.24%						Ethnicity Participation Summary				
Initial Contract Value	Total Prime P / T / D	Total IBE P / T / D	Total IBE %	Payments Score (Total IBE Payments)	Total Number of Workers	Total Hours Worked	Caucasian Hours	Total Minority Hours	Total Women Hours	Workforce Score (Total Hours Worked)	Caucasian %	Minority %	Women %	Ethnicity Score (Total Participation)
\$22,216,237.00	\$-	\$17,905,110.17	100.00%	A+	109	43,150.00	27,264.00	15,886.00	185.00	A+	63.18%	36.82%	0.43%	A+

TS-694A/B/C/D/E ANSELM I & DeCICCO (IBE) / New Hope Lambertville TSB Rehabilitation														
Payments Summary				Workforce Hours Summary 42.23%						Ethnicity Participation Summary				
Initial Contract Value	Total Prime P / T / D	Total IBE P / T / D	Total IBE %	Payments Score (Total IBE Payments)	Total Number of Workers	Total Hours Worked	Caucasian Hours	Total Minority Hours	Total Women Hours	Workforce Score (Total Hours Worked)	Caucasian %	Minority %	Women %	Ethnicity Score (Total Participation)
\$27,589,084.53	\$-	\$24,934,080.40	100.00%	A+	149	57,942.75	33,479.75	24,463.00	8.00	A+	57.78%	42.22%	0.01%	A+

TTS-734A MOUNT CONSTRUCTION CO., INC. (IBE) / JOC - Bridge, Highway & Civil Work - North Region														
Payments Summary				Workforce Hours Summary 26.07%						Ethnicity Participation Summary				
Initial Contract Value	Total Prime P / T / D	Total IBE P / T / D	Total IBE %	Payments Score (Total IBE Payments)	Total Number of Workers	Total Hours Worked	Caucasian Hours	Total Minority Hours	Total Women Hours	Workforce Score (Total Hours Worked)	Caucasian %	Minority %	Women %	Ethnicity Score (Total Participation)
\$7,000,000.00	\$-	\$6,962,308.81	100.00%	A+	148	22,646.75	18,609.25	4,037.50	1,866.50	A	82.17%	17.83%	8.24%	A

TTS-735A MOUNT CONSTRUCTION CO., INC. (IBE) / JOC - Bridge, Highway & Civil Work - South Region														
Payments Summary				Workforce Hours Summary 20.75%						Ethnicity Participation Summary				
Initial Contract Value	Total Prime P / T / D	Total IBE P / T / D	Total IBE %	Payments Score (Total IBE Payments)	Total Number of Workers	Total Hours Worked	Caucasian Hours	Total Minority Hours	Total Women Hours	Workforce Score (Total Hours Worked)	Caucasian %	Minority %	Women %	Ethnicity Score (Total Participation)
\$2,500,000.00	\$-	\$1,858,204.45	100.00%	A+	97	8,008.50	6,369.50	1,639.00	23.00	B+	79.53%	20.47%	0.29%	A

TTS-783A J. FLETCHER CREAMER & SON, INC. / On-Call Beam Guide Rail and Attenuator Replacement														
Payments Summary				Workforce Hours Summary 33.10%						Ethnicity Participation Summary				
Initial Contract Value	Total Prime P / T / D	Total IBE P / T / D	Total IBE %	Payments Score (Total IBE Payments)	Total Number of Workers	Total Hours Worked	Caucasian Hours	Total Minority Hours	Total Women Hours	Workforce Score (Total Hours Worked)	Caucasian %	Minority %	Women %	Ethnicity Score (Total Participation)
\$2,087,801.00	\$303,750.00	\$-	0.00%	N/A	51	1,074.00	718.50	355.50	0.00	A+	66.90%	33.10%	0.00%	A+

Delaware River Joint Toll Bridge Commission

Meeting of January 26, 2026

Active Construction Projects - Summary's & Scores (IBE Payments, Workforce Hours & Ethnicity Participation)

Date: From 07/01/2014 To 12/31/2025

IBE Payments Legend	
Score Rankings	IBE Commitment Participation
A+	45% & above
A	35% to 44.9%
B+	30% to 34.9%
B	25% to 29.9%
C+	20% to 24.9%
C	15% to 19.9%
D+	10% to 14.9%
D	5% to 9.9%
F	4.9% & below

Total of all Primes Contract Values \$212,137,792.90

Total Payments to all Primes \$99,849,514.71

Total Payments to all IBEs \$73,816,128.99

IBE Target 25.00%

IBE Actual 42.50%

Workforce Utilization Legend		
Score Rankings	Workforce Commitment Participation	Ethnicity & Gender Participation
A+	30% & above	25% & above
A	25% to 29.9%	15% to 24.9%
B+	20% to 24.9%	over 15%
B	15% to 19.9%	10% to 14.9%
C+	10% to 14.9%	over 10%
C	10% to 14.9%	7.5% to 9.9%
D+	5% to 9.9%	over 7.5%
D	5% to 9.9%	5% to 7.4%
F	4.9% & below	4.9% & below

TTS-784A MOUNT CONSTRUCTION CO., INC. / JOC - Bridge, Highway, and Civil Work - North Region														
Payments Summary					Workforce Hours Summary 21.78%					Ethnicity Participation Summary				
Initial Contract Value	Total Prime P / T / D	Total IBE P / T / D	Total IBE %	Payments Score (Total IBE Payments)	Total Number of Workers	Total Hours Worked	Caucasian Hours	Total Minority Hours	Total Women Hours	Workforce Score (Total Hours Worked)	Caucasian %	Minority %	Women %	Ethnicity Score (Total Participation)
\$3,000,000.00	\$856,307.41	\$-	0.00%	N/A	25	2,887.50	2,258.50	629.00	0.00	B+	78.22%	21.78%	0.00%	A

TTS-785A MOUNT CONSTRUCTION CO., INC. / JOC - Bridge, Highway, and Civil Work - South Region														
Payments Summary					Workforce Hours Summary 28.86%					Ethnicity Participation Summary				
Initial Contract Value	Total Prime P / T / D	Total IBE P / T / D	Total IBE %	Payments Score (Total IBE Payments)	Total Number of Workers	Total Hours Worked	Caucasian Hours	Total Minority Hours	Total Women Hours	Workforce Score (Total Hours Worked)	Caucasian %	Minority %	Women %	Ethnicity Score (Total Participation)
\$4,000,000.00	\$799,628.12	\$-	0.00%	N/A	25	1,840.00	1,309.00	531.00	0.00	A	71.14%	28.86%	0.00%	A+

TTS-786A MOUNT CONSTRUCTION CO., INC. / JOC - Building and Facility Work - North Region														
Payments Summary					Workforce Hours Summary 0.00%					Ethnicity Participation Summary				
Initial Contract Value	Total Prime P / T / D	Total IBE P / T / D	Total IBE %	Payments Score (Total IBE Payments)	Total Number of Workers	Total Hours Worked	Caucasian Hours	Total Minority Hours	Total Women Hours	Workforce Score (Total Hours Worked)	Caucasian %	Minority %	Women %	Ethnicity Score (Total Participation)
\$3,000,000.00	\$140,294.57	\$-	0.00%	N/A	5	257.00	257.00	0.00	0.00	F	100.00%	0.00%	0.00%	F

TTS-787A A.P. CONSTRUCTION, INC. / JOC - Building and Facility Work - South Region														
Payments Summary					Workforce Hours Summary 0.00%					Ethnicity Participation Summary				
Initial Contract Value	Total Prime P / T / D	Total IBE P / T / D	Total IBE %	Payments Score (Total IBE Payments)	Total Number of Workers	Total Hours Worked	Caucasian Hours	Total Minority Hours	Total Women Hours	Workforce Score (Total Hours Worked)	Caucasian %	Minority %	Women %	Ethnicity Score (Total Participation)
\$3,000,000.00	\$2,408,301.37	\$-	0.00%	N/A	21	2,958.50	2,958.50	0.00	0.00	F	100.00%	0.00%	0.00%	F

Delaware River Joint Toll Bridge Commission

Meeting of January 26, 2026

Active Professional Services Projects Payments Detail Report

Date: From 07/01/2014 To 12/31/2025

IBE Payments Legend	
Score Rankings	IBE Commitment Participation
A+	45% & above
A	35% to 44.9%
B+	30% to 34.9%
B	25% to 29.9%
C+	20% to 24.9%
C	15% to 19.9%
D+	10% to 14.9%
D	5% to 9.9%
F	4.9% & below

Summary	Initial Contract Value	Prime P / T / D	IBE P / T / D	IBE Actual	Score
Professional and Construction Projects Totals	\$306,745,333.01	\$150,888,410.39	\$94,303,088.11	38.46%	A
Professional Services Projects Totals	\$94,607,540.11	\$51,038,895.68	\$20,486,959.12	28.64%	B

Prime Consultants	IBE Firm	Project Title	Initial Contract Value	Prime P / T / D	IBE P / T / D	IBE Actual	Score
GFT Infrastructure, Inc		C-519A GANNETT FLEMING ARCHITECTS, INC. / Southern Operations & Maintenance Facilities Improvements - Consulting Engineer Agreement	\$5,112,368.62	\$3,609,758.23	\$1,158,885.33	24.30%	C+
Greenman-Pedersen, Inc.		C-590A GREENMAN-PEDERSEN, INC. / Northampton St. TSB Rehabilitation - Preliminary, Final and Post Design - Consulting Engineer Agreement	\$1,504,783.15	\$906,645.35	\$540,453.22	37.35%	A
WSP USA, Inc. - PHILADELPHIA, PA		C-642A WSP USA, INC. / Uhlertown Frenchtown TSB Rehabilitation - Preliminary, Final and Post Design - Consulting Engineer Agreement	\$1,953,930.92	\$1,330,286.80	\$577,431.74	30.27%	B+
Michael Baker International, Inc.		C-660A MICHAEL BAKER, JR., INC. / SFB Replacement Project Final Design Services - Consulting Engineer Agreement	\$33,626,658.74	\$26,783,020.09	\$6,808,784.95	20.27%	C+
Atkins North America, Inc.		C-691A ATKINS REALIS USA, INC. / Trenton-Morrisville Toll Bridge All Electronic Tolling & PA Avenue Interchange Design	\$3,357,885.85	\$105,516.09	\$-	0.00%	N/A
Greenman-Pedersen, Inc.		C-694A GREENMAN-PEDERSEN, INC. / New Hope Lambertville TSB Rehabilitation - Preliminary, Final and Post Design - Consulting Engineer Agreement	\$2,280,484.05	\$1,358,837.68	\$678,393.35	33.30%	B+
French & Parrello Associates		C-696B FRENCH & PARRELLO ASSOCIATES, P.A. / TOA - Facilities - NJ - Consulting Engineer Agreement	\$500,000.00	\$98,391.08	\$40,744.52	29.28%	B
HDR Engineering, Inc. - Pittsburgh, PA		C-697A HDR ENGINEERING, INC. / Preliminary Engineering and Environmental Documentation for the Washington Crossing Bridge Replacement - Consulting Engineer Agreement	\$8,061,761.62	\$1,829,586.45	\$637,581.62	25.84%	B
Greenman-Pedersen, Inc.		C-704A GREENMAN-PEDERSEN, INC. / TOA - New Hope-Lambertville Toll Bridge Salt Storage Building - CM/CI Services	\$610,849.20	\$607,268.69	\$2,876.58	0.47%	F
Johnson, Mirmiran and Thompson, Inc.		C-716A JOHNSON, MIRMIRAN & THOMPSON / TOA - Facilities - Consulting Engineer Agreement	\$500,000.00	\$273,048.65	\$48,594.97	15.11%	C
The Gordian Group, Inc.		C-727A THE GORDIAN GROUP, INC. / JOC - Program Manager Consultant - Consulting Engineer Agreement	\$2,950,000.00	\$1,090,305.91	\$729,008.62	40.07%	A
Rummel, Klepper and Kahl, LLP		C-728A RUMMEL, KLEPPER & KAHL / TOA - Electric Toll Collection / Tolling - PA - Consulting Engineer Agreement	\$500,000.00	\$385,325.84	\$114,472.44	22.90%	C+
French & Parrello Associates (IBE Prime)	VBE	C-729A FRENCH & PARRELLO ASSOCIATES, P.A. (IBE) / TOA - Facilities - NJ - Consulting Engineer Agreement	\$500,000.00	\$-	\$99,472.30	100.00%	A+
WSP/PARSONS BRINCKERHOFF, INC		C-750A WSP USA, INC. / TOA - Structural / Civil - Consulting Engineer Agreement	\$1,000,000.00	\$631,081.04	\$125,019.51	16.53%	C
Traffic Planning and Design, Inc.		C-751A TRAFFIC PLANNING AND DESIGN, INC. / TOA - Construction Inspection - Consulting Engineer Agreement	\$500,000.00	\$343,562.59	\$30,950.72	8.26%	D
Rummel, Klepper and Kahl, LLP		C-754A RUMMEL, KLEPPER & KAHL, LLP / New Hope Lambertville TB All Electronic Tolling (AET) Conversion Design - Consulting Engineer Agreement	\$1,540,341.14	\$1,061,593.78	\$424,593.80	28.57%	B
Pickering, Corts & Summerson, Inc. (IBE Prime)	SBE	C-757A-1 PICKERING, CORTS & SUMMERSON (IBE) / Professional Engineering Services for 2023-2024 Annual Inspections - Consulting Engineer Agreement	\$748,898.24	\$-	\$650,654.06	100.00%	A+
Pickering, Corts & Summerson, Inc. (IBE Prime)	SBE	C-757A-2 PICKERING, CORTS & SUMMERSON (IBE) / Professional Engineering Services for 2025-2026 Annual Inspections - Consulting Engineer Agreement	\$2,010,000.00	\$-	\$314,587.74	100.00%	A+
Naik Consulting Group, P.C. (IBE Prime)	DBE	C-759A NAIK CONSULTING GROUP, PC (IBE) / TOA - Structural / Civil - Consulting Engineer Agreement	\$1,000,000.00	\$-	\$755,490.09	100.00%	A+
Remington & Vernick		C-760A REMINGTON & VERNICK ENGINEERS, INC. / TOA - Construction Management Services - Consulting Engineer Agreement	\$500,000.00	\$256,245.95	\$60,290.60	19.05%	C
Pennoni Associates Inc		C-761A PENNONI ASSOCIATES, INC. / Traffic Engineering Consultant 2021-2022 Annual Reports - Consulting Engineer Agreement	\$303,088.00	\$176,465.60	\$-	0.00%	N/A
Arora and Associates, P.C. (IBE Prime)	MBE	C-766A ARORA & ASSOCIATES, PC (IBE) / I-78 NJ Roadway Rehabilitation and Power & Communication Infrastructure - Final and Post Design - Consulting Engineer Agreement	\$2,900,943.54	\$-	\$2,704,787.69	100.00%	A+
Traffic Planning and Design, Inc.		C-769A TRAFFIC PLANNING & DESIGN, INC. / TOA - Structural / Civil - Consulting Engineer Agreement	\$1,000,000.00	\$630,355.09	\$207,471.60	24.76%	C+

*Met or Exceeded the Target

*Did Not Meet the Target

*P/T/D = Paid To Date

Delaware River Joint Toll Bridge Commission

Meeting of January 26, 2026

Active Professional Services Projects Payments Detail Report

Date: From 07/01/2014 To 12/31/2025

IBE Payments Legend	
Score Rankings	IBE Commitment Participation
A+	45% & above
A	35% to 44.9%
B+	30% to 34.9%
B	25% to 29.9%
C+	20% to 24.9%
C	15% to 19.9%
D+	10% to 14.9%
D	5% to 9.9%
F	4.9% & below

Prime Consultants	IBE Firm	Project Title	Initial Contract Value	Prime P / T / D	IBE P / T / D	IBE Actual	Score
Rummel, Klepper and Kahl, LLP		C-770A RUMMEL, KLEPPER & KAHL, LLP / TOA - Electronic Toll Collection / Tolling - Consulting Engineer Agreement	\$1,250,000.00	\$538,253.70	\$110,776.20	17.07%	C
French & Parrello Associates		C-771A FRENCH & PARRELLO ASSOCIATES, P.A. / TOA - Facilities - Consulting Engineer Agreement	\$1,165,540.60	\$757,406.57	\$195,922.39	20.55%	C+
KS Engineers, P.C. (IBE Prime)	MBE	C-772A KS ENGINEERS, PC (IBE) / TOA - Construction Inspection - Consulting Engineer Agreement	\$500,000.00	\$-	\$389,645.24	100.00%	A+
IH Engineers, P.C. (IBE Prime)	SBE	C-782A IH ENGINEERS, PC (IBE) / Underwater Substructure Improvement Design - All Regions - Professional Engineering Services Agreement	\$1,866,074.12	\$-	\$843,414.15	100.00%	A+
Traffic Planning and Design, Inc.		C-788A TRAFFIC PLANNING & DESIGN, INC. / TOA - Structural / Civil - Consulting Engineer Agreement	\$976,551.83	\$478,452.65	\$53,109.88	9.99%	D
Pennoni Associates Inc		C-789A PENNONI ASSOCIATES, INC. / TOA - Consulting Engineer Agreement	\$500,000.00	\$114,234.02	\$26,821.92	19.02%	C
Traffic Planning and Design, Inc.		C-802A TRAFFIC PLANNING AND DESIGN, INC. / TOA - PROFESSIONAL ENGINEERING SERVICES - STRUCTURAL / CIVIL	\$1,000,000.00	\$-	\$-	0.00%	N/A
French & Parrello Associates		C-803A FRENCH & PARRELLO ASSOCIATES, PA / TOA - Consulting Engineer Agreement	\$1,000,000.00	\$123,050.99	\$99,389.17	44.68%	A
STV, INC		C-804A STV, INC. / TOA - Professional Engineering Services - Construction Inspection Services	\$500,000.00	\$47,054.10	\$-	0.00%	N/A
Joseph Jingoli & Son, Inc.		CM-519A JOSEPH JINGOLI & SON, INC. / Southern Operations & Maintenance Facilities Improvements - Consulting Engineer Agreement	\$3,611,070.08	\$2,630,781.57	\$909,743.89	25.70%	B
Johnson, Mirmiran and Thompson, Inc.		CM-590A JOHNSON, MIRMIRAN AND THOMPSON, INC. / Northampton St. TSB Rehabilitation - CM / CI Services - Consulting Engineer Agreement	\$1,279,571.54	\$954,373.01	\$325,198.53	25.41%	B
Urban Engineers, Inc.		CM-642A URBAN ENGINEERS, INC. / UHLERSTOWN - FRENCHTOWN TSB REHABILITATION / CONSTRUCTION MANAGEMENT & INSPECTION SERVICES	\$1,587,138.62	\$510,789.31	\$97,460.71	16.02%	C
Urban Engineers, Inc.		CM-694A URBAN ENGINEERS, INC. / New Hope Lambertville TSB Rehabilitation - CM / CI Services - Consulting Engineer Agreement	\$1,664,394.93	\$988,245.05	\$468,612.30	32.17%	B+
STV Inc. - Trenton, NJ		CM-754A STV, INC. / New Hope - Lambertville Toll Bridge - All Electronic Tolling Conversion & PA Abutment Backwall Replacement - CM & CI Services	\$2,476,202.84	\$462,491.31	\$4,160.00	0.89%	F
Greenman-Pedersen, Inc.		CM-766A GREENMAN-PEDERSEN, INC. / I-78 NJ Roadway Rehabilitation and Power & Communication Infrastructure Improvements - CM / CI Services - Consulting Engineer Agreement	\$2,269,002.48	\$1,956,468.49	\$252,159.29	11.42%	D+

*Met or Exceeded the Target

*Did Not Meet the Target

*P/T/D = Paid To Date

Delaware River Joint Toll Bridge Commission

Meeting of January 26, 2026

Completed Construction Projects - Summary's & Scores (IBE Payments, Workforce Hours & Ethnicity Participation)

Date: From 07/01/2014 To 12/31/2025

IBE Payments Legend	
Score Rankings	IBE Commitment Participation
A+	45% & above
A	35% to 44.9%
B+	30% to 34.9%
B	25% to 29.9%
C+	20% to 24.9%
C	15% to 19.9%
D+	10% to 14.9%
D	5% to 9.9%
F	4.9% & below

Total of all Primes Contract Values \$533,888,198.70

Total Payments to all Primes \$428,424,274.83

Total Payments to all IBEs \$105,463,923.87

IBE Target 25.00%

IBE Actual 19.75%

Workforce Utilization Legend		
Score Rankings	Workforce Commitment Participation	Ethnicity & Gender Participation
A+	30% & above	25% & above
A	25% to 29.9%	15% to 24.9%
B+	20% to 24.9%	over 15%
B	15% to 19.9%	10% to 14.9%
C+	10% to 14.9%	over 10%
C	10% to 14.9%	7.5% to 9.9%
D+	5% to 9.9%	over 7.5%
D	5% to 9.9%	5% to 7.4%
F	4.9% & below	4.9% & below

COMPLETED CONSTRUCTION PROJECTS														
Payments Summary					Workforce Hours Summary 19.68%					Ethnicity Participation Summary				
Total Contracts Value	Total Prime P / T / D	Total IBE P / T / D	Total IBE %	Payments Score (Total IBE Payments)	Total Number of Workers	Total Hours Worked	Caucasian Hours	Total Minority Hours	Total Women Hours	Workforce Score (Total Hours Worked)	Caucasian %	Minority %	Women %	Ethnicity Score (Total Participation)
\$533,888,198.70	\$428,424,274.83	\$105,463,923.87	19.75%	C	4,444	1,738,348.70	1,442,435.56	295,913.14	46,110.00	B	82.98%	17.02%	2.65%	A

T-508A BRACY - I-78 Maintenance Garage Expansion at I-78 PA Welcome Center / Maintenance Facility														
Payments Summary					Workforce Hours Summary 7.39%					Ethnicity Participation Summary				
Total Contracts Value	Total Prime P / T / D	Total IBE P / T / D	Total IBE %	Payments Score (Total IBE Payments)	Total Number of Workers	Total Hours Worked	Caucasian Hours	Total Minority Hours	Total Women Hours	Workforce Score (Total Hours Worked)	Caucasian %	Minority %	Women %	Ethnicity Score (Total Participation)
\$9,845,176.91	\$8,255,795.37	\$1,589,381.54	16.14%	C	244	31,516.58	30,048.08	1,468.50	861.25	D	95.34%	4.66%	2.73%	F

T-514A WEST SIDE - DIII Toll Bridges Facilities Emergency Standby Generators Improvements														
Payments Summary					Workforce Hours Summary 0.00%					Ethnicity Participation Summary				
Total Contracts Value	Total Prime P / T / D	Total IBE P / T / D	Total IBE %	Payments Score (Total IBE Payments)	Total Number of Workers	Total Hours Worked	Caucasian Hours	Total Minority Hours	Total Women Hours	Workforce Score (Total Hours Worked)	Caucasian %	Minority %	Women %	Ethnicity Score (Total Participation)
\$644,686.00	\$447,346.01	\$197,339.99	30.61%	B+	0	0.00	0.00	0.00	0.00	N/A	0.00%	0.00%	0.00%	N/A

T-566A INTERCOUNTY PAVING - PORTLAND COLUMBIA TOLL BRIDGE APPROACH ROADWAY IMPROVEMENTS														
Payments Summary					Workforce Hours Summary 0.00%					Ethnicity Participation Summary				
Total Contracts Value	Total Prime P / T / D	Total IBE P / T / D	Total IBE %	Payments Score (Total IBE Payments)	Total Number of Workers	Total Hours Worked	Caucasian Hours	Total Minority Hours	Total Women Hours	Workforce Score (Total Hours Worked)	Caucasian %	Minority %	Women %	Ethnicity Score (Total Participation)
\$6,193,334.28	\$4,315,427.42	\$1,877,906.86	30.32%	B+	0	0.00	0.00	0.00	0.00	N/A	0.00%	0.00%	0.00%	N/A

T-611A MAGNUM (IBE) NH-L Toll Bridge Salt Storage Facility														
Payments Summary					Workforce Hours Summary 2.16%					Ethnicity Participation Summary				
Total Contracts Value	Total Prime P / T / D	Total IBE P / T / D	Total IBE %	Payments Score (Total IBE Payments)	Total Number of Workers	Total Hours Worked	Caucasian Hours	Total Minority Hours	Total Women Hours	Workforce Score (Total Hours Worked)	Caucasian %	Minority %	Women %	Ethnicity Score (Total Participation)
\$1,348,934.71	\$-	\$1,348,934.71	100.00%	A+	65	5,925.50	5,805.50	120.00	8.00	F	97.97%	2.03%	0.14%	F

T-641A MERC0 - Easton / Phillipsburg Ramp C Stabilization														
Payments Summary					Workforce Hours Summary 0.00%					Ethnicity Participation Summary				
Total Contracts Value	Total Prime P / T / D	Total IBE P / T / D	Total IBE %	Payments Score (Total IBE Payments)	Total Number of Workers	Total Hours Worked	Caucasian Hours	Total Minority Hours	Total Women Hours	Workforce Score (Total Hours Worked)	Caucasian %	Minority %	Women %	Ethnicity Score (Total Participation)
\$998,300.00	\$-	\$998,300.00	100.00%	A+	0	0.00	0.00	0.00	0.00	N/A	0.00%	0.00%	0.00%	N/A

T-644A J.D. ECKMAN - Easton Phillipsburg TB Facility Administration Bldg.														
Payments Summary					Workforce Hours Summary 28.50%					Ethnicity Participation Summary				
Total Contracts Value	Total Prime P / T / D	Total IBE P / T / D	Total IBE %	Payments Score (Total IBE Payments)	Total Number of Workers	Total Hours Worked	Caucasian Hours	Total Minority Hours	Total Women Hours	Workforce Score (Total Hours Worked)	Caucasian %	Minority %	Women %	Ethnicity Score (Total Participation)
\$11,038,703.72	\$7,971,977.75	\$3,066,725.97	27.78%	B	320	47,800.75	35,278.00	12,522.75	1,098.75	A	73.80%	26.20%	2.30%	A+

Delaware River Joint Toll Bridge Commission

Meeting of January 26, 2026

Completed Construction Projects - Summary's & Scores (IBE Payments, Workforce Hours & Ethnicity Participation)

Date: From 07/01/2014 To 12/31/2025

IBE Payments Legend	
Score Rankings	IBE Commitment Participation
A+	45% & above
A	35% to 44.9%
B+	30% to 34.9%
B	25% to 29.9%
C+	20% to 24.9%
C	15% to 19.9%
D+	10% to 14.9%
D	5% to 9.9%
F	4.9% & below

Total of all Primes Contract Values \$533,888,198.70

Total Payments to all Primes \$428,424,274.83

Total Payments to all IBEs \$105,463,923.87

IBE Target 25.00%

IBE Actual 19.75%

Workforce Utilization Legend		
Score Rankings	Workforce Commitment Participation	Ethnicity & Gender Participation
A+	30% & above	25% & above
A	25% to 29.9%	15% to 24.9%
B+	20% to 24.9%	over 15%
B	15% to 19.9%	10% to 14.9%
C+	10% to 14.9%	over 10%
C	10% to 14.9%	7.5% to 9.9%
D+	5% to 9.9%	over 7.5%
D	5% to 9.9%	5% to 7.4%
F	4.9% & below	4.9% & below

T-645A MJF Building & Facilities Energy Conservation														
Payments Summary					Workforce Hours Summary 23.54%					Ethnicity Participation Summary				
Total Contracts Value	Total Prime P / T / D	Total IBE P / T / D	Total IBE %	Payments Score (Total IBE Payments)	Total Number of Workers	Total Hours Worked	Caucasian Hours	Total Minority Hours	Total Women Hours	Workforce Score (Total Hours Worked)	Caucasian %	Minority %	Women %	Ethnicity Score (Total Participation)
\$5,376,806.87	\$-	\$5,376,806.87	100.00%	A+	46	9,735.28	7,509.23	2,226.05	65.75	B+	77.13%	22.87%	0.68%	A

T-645B SCHNEIDER ELECTRIC Building & Facilities Energy Conservation Measures - Mechanical/Controls														
Payments Summary					Workforce Hours Summary 0.00%					Ethnicity Participation Summary				
Total Contracts Value	Total Prime P / T / D	Total IBE P / T / D	Total IBE %	Payments Score (Total IBE Payments)	Total Number of Workers	Total Hours Worked	Caucasian Hours	Total Minority Hours	Total Women Hours	Workforce Score (Total Hours Worked)	Caucasian %	Minority %	Women %	Ethnicity Score (Total Participation)
\$1,247,159.50	\$1,117,634.00	\$129,525.50	10.39%	D+	7	1,625.50	1,625.50	0.00	0.00	F	100.00%	0.00%	0.00%	F

T-661A TRC - SFB Replacement Project Subsurface Boring & Sampling														
Payments Summary					Workforce Hours Summary 0.00%					Ethnicity Participation Summary				
Total Contracts Value	Total Prime P / T / D	Total IBE P / T / D	Total IBE %	Payments Score (Total IBE Payments)	Total Number of Workers	Total Hours Worked	Caucasian Hours	Total Minority Hours	Total Women Hours	Workforce Score (Total Hours Worked)	Caucasian %	Minority %	Women %	Ethnicity Score (Total Participation)
\$1,438,941.98	\$1,204,475.68	\$234,466.30	16.29%	C	0	0.00	0.00	0.00	0.00	N/A	0.00%	0.00%	0.00%	N/A

T-666A PKF - SFB Replacement Project Construction for PA Noise Walls														
Payments Summary					Workforce Hours Summary 14.94%					Ethnicity Participation Summary				
Total Contracts Value	Total Prime P / T / D	Total IBE P / T / D	Total IBE %	Payments Score (Total IBE Payments)	Total Number of Workers	Total Hours Worked	Caucasian Hours	Total Minority Hours	Total Women Hours	Workforce Score (Total Hours Worked)	Caucasian %	Minority %	Women %	Ethnicity Score (Total Participation)
\$11,219,737.01	\$7,880,950.78	\$3,338,786.23	29.76%	B	42	5,738.00	5,122.00	616.00	241.50	C	89.26%	10.74%	4.21%	B

T-667A AP CONSTRUCTION - SFB Replacement Project Tree Clearing														
Payments Summary					Workforce Hours Summary 0.00%					Ethnicity Participation Summary				
Total Contracts Value	Total Prime P / T / D	Total IBE P / T / D	Total IBE %	Payments Score (Total IBE Payments)	Total Number of Workers	Total Hours Worked	Caucasian Hours	Total Minority Hours	Total Women Hours	Workforce Score (Total Hours Worked)	Caucasian %	Minority %	Women %	Ethnicity Score (Total Participation)
\$1,721,688.26	\$1,266,863.25	\$454,825.01	26.42%	B	0	0.00	0.00	0.00	0.00	N/A	0.00%	0.00%	0.00%	N/A

T-668A TRUMBULL 2 New Jersey - SFB Replacement Project														
Payments Summary					Workforce Hours Summary 21.57%					Ethnicity Participation Summary				
Total Contracts Value	Total Prime P / T / D	Total IBE P / T / D	Total IBE %	Payments Score (Total IBE Payments)	Total Number of Workers	Total Hours Worked	Caucasian Hours	Total Minority Hours	Total Women Hours	Workforce Score (Total Hours Worked)	Caucasian %	Minority %	Women %	Ethnicity Score (Total Participation)
\$-	\$-	\$-	0.00%	N/A	1,729	666,190.74	539,434.44	126,756.30	16,967.50	B+	80.97%	19.03%	2.55%	A

T-668A TRUMBULL 1 Pennsylvania SFB Bridge Replacement Project														
Payments Summary					Workforce Hours Summary 18.76%					Ethnicity Participation Summary				
Total Contracts Value	Total Prime P / T / D	Total IBE P / T / D	Total IBE %	Payments Score (Total IBE Payments)	Total Number of Workers	Total Hours Worked	Caucasian Hours	Total Minority Hours	Total Women Hours	Workforce Score (Total Hours Worked)	Caucasian %	Minority %	Women %	Ethnicity Score (Total Participation)
\$437,608,416.90	\$361,963,552.65	\$75,644,864.25	17.29%	C	1,953	841,284.08	709,643.76	131,640.32	26,191.25	B	84.35%	15.65%	3.11%	A

Delaware River Joint Toll Bridge Commission

Meeting of January 26, 2026

Completed Construction Projects - Summary's & Scores (IBE Payments, Workforce Hours & Ethnicity Participation)

Date: From 07/01/2014 To 12/31/2025

IBE Payments Legend	
Score Rankings	IBE Commitment Participation
A+	45% & above
A	35% to 44.9%
B+	30% to 34.9%
B	25% to 29.9%
C+	20% to 24.9%
C	15% to 19.9%
D+	10% to 14.9%
D	5% to 9.9%
F	4.9% & below

Total of all Primes Contract Values \$533,888,198.70

Total Payments to all Primes \$428,424,274.83

Total Payments to all IBEs \$105,463,923.87

IBE Target 25.00%

IBE Actual 19.75%

Workforce Utilization Legend		
Score Rankings	Workforce Commitment Participation	Ethnicity & Gender Participation
A+	30% & above	25% & above
A	25% to 29.9%	15% to 24.9%
B+	20% to 24.9%	over 15%
B	15% to 19.9%	10% to 14.9%
C+	10% to 14.9%	over 10%
C	10% to 14.9%	7.5% to 9.9%
D+	5% to 9.9%	over 7.5%
D	5% to 9.9%	5% to 7.4%
F	4.9% & below	4.9% & below

T-705A SPARWICK - I-78 Toll Plaza Bumper Block Replacement														
Payments Summary					Workforce Hours Summary 0.00%					Ethnicity Participation Summary				
Total Contracts Value	Total Prime P / T / D	Total IBE P / T / D	Total IBE %	Payments Score (Total IBE Payments)	Total Number of Workers	Total Hours Worked	Caucasian Hours	Total Minority Hours	Total Women Hours	Workforce Score (Total Hours Worked)	Caucasian %	Minority %	Women %	Ethnicity Score (Total Participation)
\$160,006.00	\$-	\$160,006.00	100.00%	A+	0	0.00	0.00	0.00	0.00	N/A	0.00%	0.00%	0.00%	N/A

T-707A Bracy Commission Administration Building at SFB & Adaptive Reuse of the 1799 Building														
Payments Summary					Workforce Hours Summary 12.32%					Ethnicity Participation Summary				
Total Contracts Value	Total Prime P / T / D	Total IBE P / T / D	Total IBE %	Payments Score (Total IBE Payments)	Total Number of Workers	Total Hours Worked	Caucasian Hours	Total Minority Hours	Total Women Hours	Workforce Score (Total Hours Worked)	Caucasian %	Minority %	Women %	Ethnicity Score (Total Participation)
\$21,468,985.71	\$17,086,817.88	\$4,382,167.83	20.41%	C+	435	80,061.86	70,408.20	9,653.66	209.00	C	87.94%	12.06%	0.26%	B

T-708A Allied Painting New Hope-Lambertville Toll Bridge Floor System Rehabilitation -Facility Administration Building														
Payments Summary					Workforce Hours Summary 64.86%					Ethnicity Participation Summary				
Total Contracts Value	Total Prime P / T / D	Total IBE P / T / D	Total IBE %	Payments Score (Total IBE Payments)	Total Number of Workers	Total Hours Worked	Caucasian Hours	Total Minority Hours	Total Women Hours	Workforce Score (Total Hours Worked)	Caucasian %	Minority %	Women %	Ethnicity Score (Total Participation)
\$1,546,100.00	\$1,375,155.72	\$170,944.28	11.06%	D+	26	5,244.00	1,842.50	3,401.50	0.00	A+	35.14%	64.86%	0.00%	A+

T-711AR BRACY - Easton Phillipsburg Toll Bridge Salt Storage Building														
Payments Summary					Workforce Hours Summary 15.61%					Ethnicity Participation Summary				
Total Contracts Value	Total Prime P / T / D	Total IBE P / T / D	Total IBE %	Payments Score (Total IBE Payments)	Total Number of Workers	Total Hours Worked	Caucasian Hours	Total Minority Hours	Total Women Hours	Workforce Score (Total Hours Worked)	Caucasian %	Minority %	Women %	Ethnicity Score (Total Participation)
\$1,666,931.06	\$1,648,203.12	\$18,727.94	1.12%	F	77	5,669.75	4,784.50	885.25	0.00	B	84.39%	15.61%	0.00%	A

T-717A BRACY Milford-Montague Toll Bridge Salt Storage Building														
Payments Summary					Workforce Hours Summary 7.70%					Ethnicity Participation Summary				
Total Contracts Value	Total Prime P / T / D	Total IBE P / T / D	Total IBE %	Payments Score (Total IBE Payments)	Total Number of Workers	Total Hours Worked	Caucasian Hours	Total Minority Hours	Total Women Hours	Workforce Score (Total Hours Worked)	Caucasian %	Minority %	Women %	Ethnicity Score (Total Participation)
\$1,232,810.45	\$1,162,221.49	\$70,588.96	5.73%	D	43	3,227.00	2,978.50	248.50	0.00	D	92.30%	7.70%	0.00%	C

T-719A ROAD-CON Delaware Water Gap Toll Bridge Facility Westbound Toll Plaza Roadway and NJ Approach Repairs.														
Payments Summary					Workforce Hours Summary 23.68%					Ethnicity Participation Summary				
Total Contracts Value	Total Prime P / T / D	Total IBE P / T / D	Total IBE %	Payments Score (Total IBE Payments)	Total Number of Workers	Total Hours Worked	Caucasian Hours	Total Minority Hours	Total Women Hours	Workforce Score (Total Hours Worked)	Caucasian %	Minority %	Women %	Ethnicity Score (Total Participation)
\$3,554,825.27	\$2,944,773.45	\$610,051.82	17.16%	C	123	9,822.57	7,915.77	1,906.80	419.50	B+	80.59%	19.41%	4.27%	A

T-730A BRACY Southern Operations & Maintenance Facilities Improvements Trenton Morrisville Salt Operations														
Payments Summary					Workforce Hours Summary 6.85%					Ethnicity Participation Summary				
Total Contracts Value	Total Prime P / T / D	Total IBE P / T / D	Total IBE %	Payments Score (Total IBE Payments)	Total Number of Workers	Total Hours Worked	Caucasian Hours	Total Minority Hours	Total Women Hours	Workforce Score (Total Hours Worked)	Caucasian %	Minority %	Women %	Ethnicity Score (Total Participation)
\$3,234,621.97	\$2,784,596.08	\$450,025.89	13.91%	D+	57	5,831.08	5,471.58	359.50	40.00	D	93.83%	6.17%	0.69%	D

Delaware River Joint Toll Bridge Commission

Meeting of January 26, 2026

Completed Construction Projects - Summary's & Scores (IBE Payments, Workforce Hours & Ethnicity Participation)

Date: From 07/01/2014 To 12/31/2025

IBE Payments Legend	
Score Rankings	IBE Commitment Participation
A+	45% & above
A	35% to 44.9%
B+	30% to 34.9%
B	25% to 29.9%
C+	20% to 24.9%
C	15% to 19.9%
D+	10% to 14.9%
D	5% to 9.9%
F	4.9% & below

Total of all Primes Contract Values \$533,888,198.70

Total Payments to all Primes \$428,424,274.83

Total Payments to all IBEs \$105,463,923.87

IBE Target 25.00%

IBE Actual 19.75%

Workforce Utilization Legend		
Score Rankings	Workforce Commitment Participation	Ethnicity & Gender Participation
A+	30% & above	25% & above
A	25% to 29.9%	15% to 24.9%
B+	20% to 24.9%	over 15%
B	15% to 19.9%	10% to 14.9%
C+	10% to 14.9%	over 10%
C	10% to 14.9%	7.5% to 9.9%
D+	5% to 9.9%	over 7.5%
D	5% to 9.9%	5% to 7.4%
F	4.9% & below	4.9% & below

T-746A ROAD-CON, INC. / Trenton Morrisville TB Roadway repaving and Deck Sealing Improvements														
Payments Summary					Workforce Hours Summary 25.00%					Ethnicity Participation Summary				
Total Contracts Value	Total Prime P / T / D	Total IBE P / T / D	Total IBE %	Payments Score (Total IBE Payments)	Total Number of Workers	Total Hours Worked	Caucasian Hours	Total Minority Hours	Total Women Hours	Workforce Score (Total Hours Worked)	Caucasian %	Minority %	Women %	Ethnicity Score (Total Participation)
\$-	\$-	\$-	0.00%	N/A	5	64.00	48.00	16.00	0.00	A	75.00%	25.00%	0.00%	A+

T-746B ROAD-CON, INC. / Trenton Morrisville TB Roadway Repaving and Deck Sealing Improvements														
Payments Summary					Workforce Hours Summary 23.18%					Ethnicity Participation Summary				
Total Contracts Value	Total Prime P / T / D	Total IBE P / T / D	Total IBE %	Payments Score (Total IBE Payments)	Total Number of Workers	Total Hours Worked	Caucasian Hours	Total Minority Hours	Total Women Hours	Workforce Score (Total Hours Worked)	Caucasian %	Minority %	Women %	Ethnicity Score (Total Participation)
\$5,603,676.34	\$4,949,916.35	\$653,759.99	11.67%	D+	107	11,213.25	8,617.50	2,595.75	3.00	B+	76.85%	23.15%	0.03%	A

TS-639B MOUNT CONSTRUCTION - Lower Trenton TSB Approach Roadways Improvements														
Payments Summary					Workforce Hours Summary 0.00%					Ethnicity Participation Summary				
Total Contracts Value	Total Prime P / T / D	Total IBE P / T / D	Total IBE %	Payments Score (Total IBE Payments)	Total Number of Workers	Total Hours Worked	Caucasian Hours	Total Minority Hours	Total Women Hours	Workforce Score (Total Hours Worked)	Caucasian %	Minority %	Women %	Ethnicity Score (Total Participation)
\$2,090,794.00	\$-	\$2,090,794.00	100.00%	A+	0	0.00	0.00	0.00	0.00	N/A	0.00%	0.00%	0.00%	N/A

TS-650A ROAD-CON - RIVERTON BELVIDERE TSB														
Payments Summary					Workforce Hours Summary 0.00%					Ethnicity Participation Summary				
Total Contracts Value	Total Prime P / T / D	Total IBE P / T / D	Total IBE %	Payments Score (Total IBE Payments)	Total Number of Workers	Total Hours Worked	Caucasian Hours	Total Minority Hours	Total Women Hours	Workforce Score (Total Hours Worked)	Caucasian %	Minority %	Women %	Ethnicity Score (Total Participation)
\$652,738.50	\$624,391.02	\$28,347.48	4.34%	F	0	0.00	0.00	0.00	0.00	N/A	0.00%	0.00%	0.00%	N/A

TS-677A SPARWICK - SF TSB Interim Deck Repairs on I-95														
Payments Summary					Workforce Hours Summary 13.62%					Ethnicity Participation Summary				
Total Contracts Value	Total Prime P / T / D	Total IBE P / T / D	Total IBE %	Payments Score (Total IBE Payments)	Total Number of Workers	Total Hours Worked	Caucasian Hours	Total Minority Hours	Total Women Hours	Workforce Score (Total Hours Worked)	Caucasian %	Minority %	Women %	Ethnicity Score (Total Participation)
\$999,656.00	\$-	\$999,656.00	100.00%	A+	8	580.00	501.00	79.00	0.00	C	86.38%	13.62%	0.00%	B

TS-687A CARR & DUFF - Lower Trenton Toll Supported Bridge Replacement of Sign Lighting Elements														
Payments Summary					Workforce Hours Summary 1.50%					Ethnicity Participation Summary				
Total Contracts Value	Total Prime P / T / D	Total IBE P / T / D	Total IBE %	Payments Score (Total IBE Payments)	Total Number of Workers	Total Hours Worked	Caucasian Hours	Total Minority Hours	Total Women Hours	Workforce Score (Total Hours Worked)	Caucasian %	Minority %	Women %	Ethnicity Score (Total Participation)
\$647,000.00	\$483,367.42	\$163,632.58	25.29%	B	14	2,734.00	2,693.00	41.00	0.00	F	98.50%	1.50%	0.00%	F

TS-699A CARR & DUFF LOWER TRENTON TSB APPROACH TRAFFIC SIGNAL EQUIPMENT UPGRADES														
Payments Summary					Workforce Hours Summary 28.52%					Ethnicity Participation Summary				
Total Contracts Value	Total Prime P / T / D	Total IBE P / T / D	Total IBE %	Payments Score (Total IBE Payments)	Total Number of Workers	Total Hours Worked	Caucasian Hours	Total Minority Hours	Total Women Hours	Workforce Score (Total Hours Worked)	Caucasian %	Minority %	Women %	Ethnicity Score (Total Participation)
\$161,150.32	\$99,981.32	\$61,169.00	37.96%	A	11	433.00	309.50	123.50	0.00	A	71.48%	28.52%	0.00%	A+

Delaware River Joint Toll Bridge Commission

Meeting of January 26, 2026

Completed Construction Projects - Summary's & Scores (IBE Payments, Workforce Hours & Ethnicity Participation)

Date: From 07/01/2014 To 12/31/2025

IBE Payments Legend	
Score Rankings	IBE Commitment Participation
A+	45% & above
A	35% to 44.9%
B+	30% to 34.9%
B	25% to 29.9%
C+	20% to 24.9%
C	15% to 19.9%
D+	10% to 14.9%
D	5% to 9.9%
F	4.9% & below

Total of all Primes Contract Values \$533,888,198.70

Total Payments to all Primes \$428,424,274.83

Total Payments to all IBEs \$105,463,923.87

IBE Target 25.00%

IBE Actual 19.75%

Workforce Utilization Legend		
Score Rankings	Workforce Commitment Participation	Ethnicity & Gender Participation
A+	30% & above	25% & above
A	25% to 29.9%	15% to 24.9%
B+	20% to 24.9%	over 15%
B	15% to 19.9%	10% to 14.9%
C+	10% to 14.9%	over 10%
C	10% to 14.9%	7.5% to 9.9%
D+	5% to 9.9%	over 7.5%
D	5% to 9.9%	5% to 7.4%
F	4.9% & below	4.9% & below

TTS-723A J FLETCHER CREAMER On Call Beam Guide Rail & Attenuator Replacement														
Payments Summary					Workforce Hours Summary 38.70%					Ethnicity Participation Summary				
Total Contracts Value	Total Prime P/T/D	Total IBE P/T/D	Total IBE %	Payments Score (Total IBE Payments)	Total Number of Workers	Total Hours Worked	Caucasian Hours	Total Minority Hours	Total Women Hours	Workforce Score (Total Hours Worked)	Caucasian %	Minority %	Women %	Ethnicity Score (Total Participation)
\$954,657.60	\$840,828.07	\$113,829.53	11.92%	D+	55	2,315.50	1,419.50	896.00	0.00	A+	61.30%	38.70%	0.00%	A+

TTS-736A RCC BUILDERS & DEVELOPERS (IBE) / JOC for Building and Facility Work North Region														
Payments Summary					Workforce Hours Summary 48.50%					Ethnicity Participation Summary				
Total Contracts Value	Total Prime P/T/D	Total IBE P/T/D	Total IBE %	Payments Score (Total IBE Payments)	Total Number of Workers	Total Hours Worked	Caucasian Hours	Total Minority Hours	Total Women Hours	Workforce Score (Total Hours Worked)	Caucasian %	Minority %	Women %	Ethnicity Score (Total Participation)
\$68,665.26	\$-	\$68,665.26	100.00%	A+	2	334.00	172.00	162.00	0.00	A+	51.50%	48.50%	0.00%	A+

TTS-737A RCC BUILDERS & DEVELOPERS (IBE) - Job Order Contracting for Building & Facility Work SOUTH REGION														
Payments Summary					Workforce Hours Summary 19.88%					Ethnicity Participation Summary				
Total Contracts Value	Total Prime P/T/D	Total IBE P/T/D	Total IBE %	Payments Score (Total IBE Payments)	Total Number of Workers	Total Hours Worked	Caucasian Hours	Total Minority Hours	Total Women Hours	Workforce Score (Total Hours Worked)	Caucasian %	Minority %	Women %	Ethnicity Score (Total Participation)
\$1,163,694.08	\$-	\$1,163,694.08	100.00%	A+	35	1,002.26	807.50	194.76	4.50	B	80.57%	19.43%	0.45%	A

Delaware River Joint Toll Bridge Commission

Meeting of January 26, 2026

Completed Professional Services Projects Payments Detail Report

Date: From 07/01/2014 To 12/31/2025

IBE Payments Legend	
Score Rankings	IBE Commitment Participation
A+	45% & above
A	35% to 44.9%
B+	30% to 34.9%
B	25% to 29.9%
C+	20% to 24.9%
C	15% to 19.9%
D+	10% to 14.9%
D	5% to 9.9%
F	4.9% & below

Summary	Contract Value	Prime P / T / D	IBE P / T / D	IBE Actual	Score
Professional and Construction Projects Totals	\$590,368,526.06	\$467,364,347.32	\$123,004,178.74	20.84%	C+
Professional Services Projects Totals	\$56,480,327.36	\$38,940,072.49	\$17,540,254.87	31.06%	B+

Prime Consultants	IBE Firm	Project Title	Contract Value	Prime P / T / D	IBE P / T / D	IBE Actual	Score
Burns Engineering, Inc.		C-508A BURNS - I-78 Maintenance Garage Expansion	\$717,042.74	\$411,246.80	\$305,795.94	42.65%	A
GFT Infrastructure, Inc		C-644A GANNETT - I-78 Bridges & Approach Slab Rehabilitation	\$600,565.63	\$557,640.16	\$42,925.47	7.15%	D
Ammann & Whitney		C-650A AMMANN - Riverton / Belvidere TSB Critical Member Strengthening - Design	\$451,072.33	\$414,724.53	\$36,347.80	8.06%	D
Joseph Jingoli & Son, Inc.		C-657A JINGOLI - TOA / Building Construction Management Services - PA Assignment Level 3 Toll Bridge Facilities Energy Contract	\$297,447.96	\$284,067.96	\$13,380.00	4.50%	F
McCormick Taylor, Inc.		C-662A McCORMICK - SFB Replacement Public Involvement Services	\$1,579,419.61	\$1,196,433.77	\$382,985.84	24.25%	C+
Pennoni Associates Inc		C-663A PENNONI - SFB Replacement Project Traffic Engineering Services Pre-construction Traffic Study	\$237,424.67	\$118,877.43	\$118,547.24	49.93%	A+
Cherry, Weber & Associates, P.C.		C-684A-1/2 Van Cleef Engineering Associates, LLC - formally - CHERRY WEBER ENG.-General Engineering Services 2015-2018 Annual Inspections for contract C-684A-1	\$1,222,340.65	\$929,982.50	\$292,358.15	23.92%	C+
Johnson, Mirmiran and Thompson, Inc.		C-696A JMT - TOA / Engineering Services - PA Assignment	\$436,347.22	\$343,504.80	\$92,842.42	21.28%	C+
Rummel, Klepper and Kahl, LLP		C-701A RK&K - TOA / Engineering Services for Electronic Toll Collection Systems	\$461,812.98	\$370,348.83	\$91,464.15	19.81%	C
IH Engineers, P.C. (IBE Prime)	MBE	C-702B IH ENGS (IBE)- STRUCTURAL / CIVIL TASK ORDER AGREEMENT - NJ ASSIGNMENT	\$863,109.07	\$-	\$863,109.07	100.00%	A+
Urban Engineers, Inc.		C-703A URBAN - TOA / Construction Management Services for PA Assignment	\$445,990.62	\$356,313.87	\$89,676.75	20.11%	C+
USA Architects (IBE Prime)	SBE	C-707A USA - Commission Administration Building at Scudder Falls	\$1,376,354.11	\$9,298.69	\$1,367,055.42	99.32%	A+
Pennoni Associates Inc		C-715A PENNONI ASSOCIATES INC -Structural/Civil Task Order Agreement - PA Assignment	\$826,516.45	\$628,207.80	\$198,308.65	23.99%	C+
Arora and Associates, P.C. (IBE Prime)	MBE	C-732A ARORA AND ASSOCIATES, PC. (IBE) / TOA - Structural / Civil - NJ - Consulting Engineer Agreement	\$788,087.07	\$-	\$788,087.07	100.00%	A+
KS Engineers, P.C. (IBE Prime)	MBE	C-733A KS ENGINEERS, P.C. - CONSTRUCTION MANAGEMENT SERVICES TASK ORDER AGREEMENT FOR PROFESSIONAL ENGINEERING SERVICES	\$459,522.55	\$-	\$459,522.55	100.00%	A+
Pickering, Corts & Summerson, Inc. (IBE Prime)	SBE	C-757A - PICKERING, CORTS & SUMMERSON -- SBE - PROFESSIONAL ENGINEERING SERVICES FOR THE GENENRAL ENGINEERING SERVICES 2021-2021 ANNUAL INSPECTION	\$531,101.62	\$-	\$531,101.62	100.00%	A+
Jacobs Engineering Group Inc.		CI-566A JACOBS - Portland / Columbia Toll Bridge Approach Roadways Improvements	\$476,991.53	\$332,518.42	\$144,473.11	30.29%	B+
Jacobs Engineering Group Inc.		CI-665A JACOBS - SFB Replacement Project Engineering Services for PA Noise Walls Construction	\$626,933.76	\$582,167.71	\$44,766.05	7.14%	D
TRC Engineers		CI-671A TRC - SFB Replacement Project Engineering Services for PA Approach Improvements	\$4,191,312.55	\$2,789,756.02	\$1,401,556.53	33.44%	B+
WSP/PARSONS BRINCKERHOFF, INC		CI-672A PARSONS (WSP) - SFB Replacement Project Engineering Services for Main River Bridge Replacement	\$5,398,968.46	\$4,000,670.37	\$1,398,298.09	25.90%	B
GFT Infrastructure, Inc		CI-673A GANNETT - SFB Replacement Project Engineering Services for NJ Approach Construction	\$6,084,459.84	\$4,151,515.64	\$1,932,944.20	31.77%	B+
STV Inc. - Trenton, NJ		CM-508A STV - I-78 Maintenance Garage Expansion Engineering Services for Construction Management	\$582,335.21	\$537,483.42	\$44,851.79	7.70%	D
Greenman-Pedersen, Inc.		CM-644A GPI - I-78 Bridges and Approach Slabs Rehabilitation Construction Management / Inspection Services	\$1,429,603.53	\$1,162,668.81	\$266,934.72	18.67%	C

*Met or Exceeded the Target

*Did Not Meet the Target

*P/T/D = Paid To Date

Delaware River Joint Toll Bridge Commission

Meeting of January 26, 2026

Completed Professional Services Projects Payments Detail Report

Date: From 07/01/2014 To 12/31/2025

IBE Payments Legend	
Score Rankings	IBE Commitment Participation
A+	45% & above
A	35% to 44.9%
B+	30% to 34.9%
B	25% to 29.9%
C+	20% to 24.9%
C	15% to 19.9%
D+	10% to 14.9%
D	5% to 9.9%
F	4.9% & below

Prime Consultants	IBE Firm	Project Title	Contract Value	Prime P / T / D	IBE P / T / D	IBE Actual	Score
Greenman-Pedersen, Inc.		CM-664A GPI - SFB Replacement Project PA Noise Walls Construction Management Services	\$849,622.00	\$712,137.11	\$137,484.89	16.18%	C
Hill International, Inc. - Philadelphia, PA		CM-669A HILL - SFB Replacement Project Construction Management Services	\$25,015,064.91	\$18,555,377.52	\$6,459,687.39	25.82%	B
Joseph Jingoli & Son, Inc.		CM-707A JINGOLI - Commission Administration Building at Scudder Falls - Construction Management Services	\$530,880.29	\$495,130.33	\$35,749.96	6.73%	D

*Met or Exceeded the Target

*Did Not Meet the Target

*P/T/D = Paid To Date

**Delaware River Joint Toll Bridge Commission
Meeting of January 26, 2026**

MINORITY, WOMEN AND SMALL BUSINESS ENTERPRISE PROGRAM

The Delaware River Joint Toll Bridge Commission implemented a one-year Minority Business Enterprise (MBE) pilot program, with a 7% participation goal, and the Women Business Enterprise (WBE) pilot program with a 3% goal. These goals applied to consultants and contractors' participating in the Commission's Capital Program and were effective on September 1, 2008.

At its December 2008 Commission Meeting, the Commission revised the pilot program to specify a 25% Small Business Enterprise (SBE) goal to New Jersey assigned consultant contracts in lieu of the previously specified 7% MBE and 3% WBE goals.

At its December 2010 Commission Meeting, due to the success of the Commission's MWSBE Pilot Program, the Delaware River Joint Toll Bridge Commission adopted a resolution for permanent status of the Minority Business Enterprise (MBE) program, with a 7% participation goal, and the Women Business Enterprise (WBE) program with a 3% goal, and the Small Business Enterprise (SBE) program with a 25% goal. These goals apply to consultants and contractors' participating in the Commission's Capital Program.

The Contract Compliance Department continues to monitor, update and analyze the payments for the MWSBE diversity program.

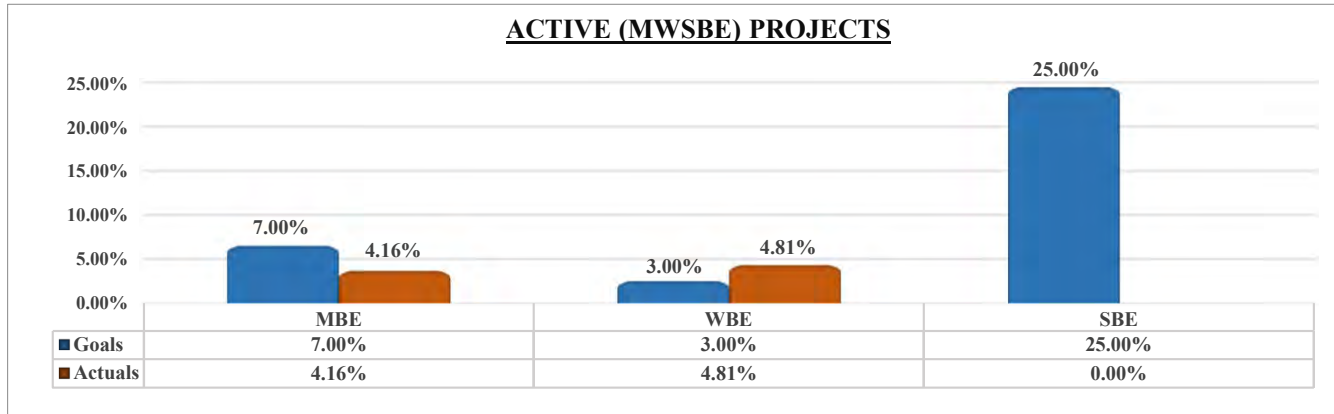
- | | |
|---|-------------------|
| a) PA Assigned Professional Services Contracts: | 7% MBE and 3% WBE |
| b) No State Assigned Professional Services Contracts: | 7% MBE and 3% WBE |
| c) Capital Plan Construction Contracts: | 7% MBE and 3% WBE |
| d) NJ Assigned Professional Services Contracts: | 25% SBE |

Numerous diversified businesses have benefited and continue to benefit from the Commission's previous M/W/SBE Program. The number of Contracts awarded during the MWSBE Program are as follows:

- | | |
|-----------------------------------|-----|
| ➤ Active Projects: | 1 |
| ➤ Completed Projects: | 76 |
| ➤ Total Capital Program Projects: | 77 |
| ➤ Total Number of Contractors: | 180 |

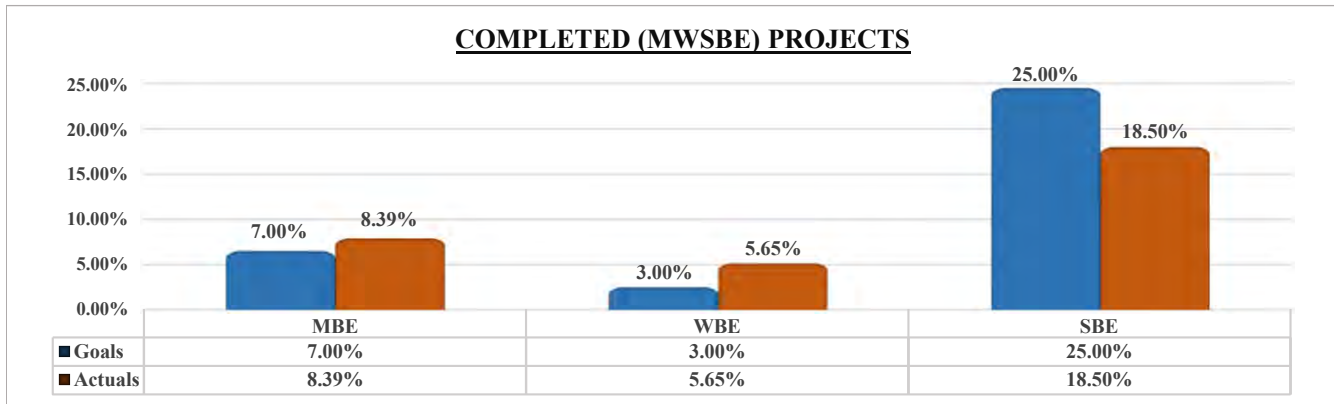
As of July 1, 2014 projects fall into the status now commonly referred to as **IBE (Identified Business Enterprise)** with a projected target to be or to exceed 25% of the total project award amount.

ACTIVE and COMPLETED (MWSBE) PROJECTS PAYMENTS



M/WBE Actual Summary Totals \$2,836,555.02	MBE		WBE		SBE Actual Summary Totals \$0.00	SBE	
	ACTUAL	PAYMENTS	ACTUAL	PAYMENTS		ACTUAL	PAYMENTS
	4.16%	\$1,319,428.97	4.81%	\$1,526,489.64		0.00%	\$0.00

PROJECT NO.	CONTRACTOR / CONSULTANT	PROJECT VALUE	TOTAL PAYMENTS TO DATE	MBE GOAL 7%	MBE PAYMENTS	WBE GOAL 3%	WBE PAYMENTS	SBE GOAL 25%	SBE PAYMENTS
C-502A	AECOM Transp.	\$ 34,099,000.00	\$ 31,733,432.19	4.16%	\$ 1,319,428.97	4.81%	\$ 1,526,489.64		\$ -



M/WBE Actual Summary Totals \$141,820,320.30	MBE		WBE		SBE Actual Summary Totals \$18,938,470.71	SBE	
	ACTUAL	PAYMENTS	ACTUAL	PAYMENTS		ACTUAL	PAYMENTS
	8.39%	\$11,903,166.05	5.65%	\$8,008,051.95		18.50%	\$3,502,973.00

The details relative to the Completed Projects data above are available in the following page.

**Delaware River Joint Toll Bridge Commission
Meeting of January 26, 2026**

**Minority, Women and Small Business Enterprise Payment Reporting for
Completed Contracts**

*Categories highlighted below indicates the Prime has either met or exceeded the target.

PROJECT NO.	CONTRACTOR / CONSULTANT	CONTRACT VALUE	MBE GOAL 7.0 %	MBE PAYMENTS	WBE GOAL 3.0 %	WBE PAYMENTS	SBE GOAL 25.0 %	SBE PAYMENTS
DB-427B	A.P. Construction	\$ 4,356,866.00	10.00%	\$ 435,686.60	7.30%	\$ 318,051.22		
T/TS-573A	A.P. Construction	\$ 7,823,588.00	7.69%	\$ 601,633.92	4.92%	\$ 384,920.53		
T-440BR	A.P. Construction	\$ 4,608,295.33	11.70%	\$ 539,170.55	7.33%	\$ 337,788.05		
TTS-476A-2	A.P. Construction	\$ 3,511,153.06	7.20%	\$ 252,803.02	5.50%	\$ 193,113.42		
T-472A	Allied Painting	\$ 15,595,983.76	9.70%	\$ 1,512,810.42	15.00%	\$ 2,339,397.56		
C-443A	Ammann & Whitney	\$ 770,909.81	10.00%	\$ 77,090.98	14.00%	\$ 107,927.37		
C-445A	Ammann & Whitney	\$ 920,304.08	7.20%	\$ 66,261.89	3.20%	\$ 29,449.73		
C-732A	Arora and Associates, PC	\$ 788,087.07	100.00%	\$ 788,087.07				
C-629B	Michael Baker	\$ 500,000.00					2.79%	\$ 13,937.96
T-474A	Bracy Contracting	\$ 2,660,000.00	6.05%	\$ 160,930.00	2.87%	\$ 76,342.00		
C-474A	Brijjac	\$ 287,603.87	8.00%	\$ 23,008.31	9.00%	\$ 25,884.35		
C-627A	Buchart Horn	\$ 132,374.35						
C-598A	Burns Group	\$ 408,272.00					8.00%	\$ 32,661.76
C-454A	Carroll Engineers	\$ 500,000.00	18.10%	\$ 90,500.00	5.90%	\$ 29,500.00		
C-543A	Cherry Weber	\$ 612,233.00					28.30%	\$ 173,261.94
C-639A	Cherry Weber	\$ 401,455.40	18.10%	\$ 72,663.43	5.90%	\$ 23,685.87		
T-498A	Cornell & Co.	\$ 1,999,015.22	9.30%	\$ 185,908.42	6.30%	\$ 125,937.96		
T-554A	Dayspring Electric	\$ 232,117.66						
C-628A	Dewberry	\$ 474,625.86	9.69%	\$ 46,014.78	13.27%	\$ 62,999.77	9.12%	\$ 43,294.17
C-454B	French & Parello	\$ 500,000.00					17.00%	\$ 85,000.00
C-627B	French & Parello	\$ 276,851.59					5.70%	\$ 28,487.21
C-453A	Gannett Fleming	\$ 1,000,000.00	5.33%	\$ 53,300.00	0.87%	\$ 8,700.00		\$ -
C-598B	Gannett Fleming	\$ 367,353.90					8.95%	\$ 32,878.17
C-566A	Greenman Pedersen	\$ 350,675.02	9.54%	\$ 33,464.64	0.83%	\$ 2,924.37		\$ -
C-599B	Greenman Pedersen	\$ 1,000,000.00					4.00%	\$ 40,000.00
CM-437A	Greenman Pedersen	\$ 2,559,020.59					19.50%	\$ 499,009.02
CM-440B	Greenman Pedersen	\$ 753,336.71					17.64%	\$ 132,888.60
T-441A	H & G Contractors	\$ 1,586,698.00	6.60%	\$ 104,722.07	1.57%	\$ 24,911.16		
C-530A	Hill International	\$ 400,000.00	2.50%	\$ 10,000.00				
CM-427B	Hill International	\$ 629,749.00					13.60%	\$ 85,645.86
CM-447B	Hill International	\$ 973,401.52	4.10%	\$ 39,909.46	2.10%	\$ 20,441.43		
CM-442A	Hill International	\$ 319,826.73					25.14%	\$ 80,404.44
CM-573A	Hill International	\$ 1,038,384.48	6.20%	\$ 64,379.84	5.80%	\$ 60,226.30		
C-629A	Hill International	\$ 147,560.34					13.66%	\$ 40,993.70
T-506A	HRI	\$ 13,727,411.69	7.17%	\$ 984,255.42	2.91%	\$ 399,467.68		
TS-505A	IEW	\$ 661,352.00	55.00%	\$ 363,743.60	8.93%	\$ 59,058.73		
DB-563A	J. Fletcher Creamer	\$ 1,283,717.00	15.00%	\$ 192,557.55	4.00%	\$ 51,348.68		
TTS-634AR	J. Fletcher Creamer	\$ 896,808.00	8.35%	\$ 74,885.53	0.42%	\$ 3,755.75		
T-437A	J.D. Eckman	\$ 24,412,321.90	7.48%	\$ 1,826,041.68	3.04%	\$ 742,134.59		
C-549AR	Jacobs Engineering	\$ 445,549.98	8.02%	\$ 35,745.16	3.11%	\$ 13,866.11		
TS-442A	James A. Anderson	\$ 2,149,268.62	6.30%	\$ 135,403.92	1.30%	\$ 27,940.49		
TS-443A	James A. Anderson	\$ 2,461,975.00			6.10%	\$ 150,180.48		
T-543A	James D. Morrissey	\$ 6,683,640.40	4.80%	\$ 320,814.74	8.64%	\$ 577,466.53		
CM-444A	JMT	\$ 905,196.00	9.50%	\$ 85,993.62	2.80%	\$ 25,345.49		
CM-506A	JMT	\$ 1,459,000.00	7.65%	\$ 111,613.50	2.40%	\$ 35,016.00		
CM-543A	JMT	\$ 752,729.58					30.60%	\$ 230,335.25
C-506A	K.S. Engineers	\$ 1,156,622.33	63.38%	\$ 733,067.23	13.44%	\$ 155,450.04		
TTS-476A-1	Kyle Conti	\$ 4,128,641.00	0.09%	\$ 3,715.78	9.00%	\$ 371,577.69		
C-628B	Louis Berger Group	\$ 781,897.95					9.21%	\$ 92,111.29
DB-562A	M.L. Ruberton	\$ 344,492.68	8.30%	\$ 28,592.89	3.80%	\$ 13,090.72		
T-475A	Miniscalco	\$ 68,229.51	2.25%	\$ 1,535.16	1.20%	\$ 818.75		
TS-445A	Neshaminy Contractors	\$ 6,285,926.10	16.90%	\$ 1,062,321.51	2.70%	\$ 169,720.00		
TS-447B	Neshaminy Contractors	\$ 8,955,586.24	8.60%	\$ 770,180.42	2.58%	\$ 231,054.12		
C-437B	Parsons Brinkerhoff	\$ 2,254,674.00					22.54%	\$ 508,203.52
C-437A	Pennoni Associates	\$ 764,181.39					24.00%	\$ 183,403.53
C-455B	Remington & Vernick	\$ 400,000.00					2.49%	\$ 9,960.00
TS-444A	Road-Con	\$ 7,814,850.68	4.87%	\$ 380,583.23	0.31%	\$ 24,226.04		
T-639A	Road-Con	\$ 3,324,313.00			13.90%	\$ 462,079.51		
T-746B	Road-Con	\$ 5,603,676.34	1.40%	\$ 116,459.43	1.50%	\$ 84,149.60	3.14%	\$ 175,970.46
C-621A	Rummel, Klepper & Kahl	\$ 487,881.64	9.01%	\$ 43,941.24	3.16%	\$ 15,427.54		
T-624A	Sparwick	\$ 874,601.00	7.60%	\$ 66,469.68	0.75%	\$ 6,559.51		
C-440B	Stantec	\$ 728,011.79	4.75%	\$ 34,580.56	2.80%	\$ 20,384.33		
C-440A	Stantec	\$ 405,011.03	4.80%	\$ 19,440.53	6.60%	\$ 26,730.73		
C-600A	STV	\$ 800,000.00					12.60%	\$ 100,800.00
CM-472A	STV	\$ 1,728,385.40					23.80%	\$ 411,355.73
CM-474A	STV	\$ 291,172.17						
C-538A	STV	\$ 500,000.00	1.25%	\$ 6,250.00	31.20%	\$ 156,000.00		
CM-443A	STV	\$ 204,152.63	16.75%	\$ 34,195.57	11.00%	\$ 22,456.79		
CM-445A	STV	\$ 682,064.44					26.00%	\$ 177,336.75
CM-498A	STV	\$ 571,665.66	12.00%	\$ 68,599.88	2.40%	\$ 13,719.98		
C-453B	T & M Associates	\$ 1,000,000.00					18.90%	\$ 189,000.00
C-07-11	Transsystems	\$ 747,493.55					21.05%	\$ 157,347.39
C-447B	Transsystems	\$ 666,016.64	8.00%	\$ 53,281.33	2.00%	\$ 13,320.33		
CM-476A	Trumbull	\$ 699,250.00	13.60%	\$ 95,098.00	6.10%	\$ 42,654.25		
C-505A	Urban Engineers	\$ 154,598.70					36.50%	\$ 56,428.53
C-539A	URS Corporation	\$ 265,070.69						

DELAWARE RIVER JOINT TOLL BRIDGE COMMISSION

Meeting of January 26, 2026

**OPERATIONS INDEX
FOR
INFORMATION TECHNOLOGY**

SUBJECT	DESCRIPTION	PAGE NUMBER
Information Technology	Status Report Month of December 2025	1-2





DELAWARE RIVER JOINT TOLL BRIDGE COMMISSION

Meeting of January 2025

Information Technology Department Report Month of December 2025


The following activities under the general heading of Information Technology were recently initiated, accomplished, or performed:

Helpdesk/Deployments:


-  Processed 14 work orders for the month of September.
-  Includes all software support, IT daily tasks, printer and desktop support, Intranet, news and job postings, telephone support, and form design/updates.
-  Includes configuration and deployment of desktops, laptops, and cell phones.
-  Includes MUNIS, ADP, Maximo, ESS CAD/RMS, and other Enterprise Software updates and maintenance, and EZ-Pass support.

Projects:

CAD/RMS Implementation:

-  All desktops have been deployed and we are resolving the final punch list of issues.


PSBS Mobile Data Terminal Deployment:

-  We are currently configuring and deploying Mobile Data Terminals to the various Commission patrol vehicles.


Security, Upgrades, and Migration Initiative:

-  We continue to roll out Windows 11 and will continue through 2026.


Network Upgrades:

-  We continue network upgrades. We are now working on wide-area network routers and Internet firewalls.

Telephone System Upgrades:

-  We are in the process of upgrading our telephone desktop sets over the next several months.


Maximo Upgrade:

-  We have started planning a new project to start an upgrade to the next version of Maximo; our Asset Management system.

DELAWARE RIVER JOINT TOLL BRIDGE COMMISSION

Meeting of January 2025

Meetings Attended:

-  **Every Monday: IAG Tech Committee Call:** General IAG Tech Committee discussion and status. Nothing to report.

DELAWARE RIVER JOINT TOLL BRIDGE COMMISSION
Meeting of January 8, 2026

OPERATIONS INDEX
FOR
TRAINING AND EMPLOYEE SAFETY

SUBJECT	DESCRIPTION	PAGE NUMBER
Training & Employee Safety	Status Report Month of December 2025	1 of 4

DELAWARE RIVER JOINT TOLL BRIDGE COMMISSION

TRAINING AND EMPLOYEE SAFETY DEPARTMENT MONTH OF DECEMBER 2025

The activities delineated below represent meetings, communications, tasks, and/or accomplishments of the Training and Employee Safety Department for the Month of December 2025.

- 12/1 CPR @ I-78 > 8 Staff
- 12/1-12/3 & 12/9 Maintenance Worker III Onboarding @ EP & I-78 > 4 Staff
- 12/3 CPR @ NHL > 8 Staff
- 12/4 Harassment Prevention in the Workplace > @ SF > 1 Session > 24 Staff
- 12/4 & 12/5 Lane Blade Training December @ PC > 4 Staff
- 12/8 Basic Supervisors Course Session 8 Day 5 @ NHL > 9 Staff
- 12/10 CPR @ NHL > 7 Staff
- 12/10 Active Threat Training @ I-78 > 31 Staff
- 12/11 Snow Equipment Refresher @ SRMC > 4 Staff
- 12/11 CPR @ I-78 > 8 Staff
- 12/15-12/19 PSBS In-Service @ NHL > 32 Staff
- 12/18 WPSC Meeting @ SRMC/Year End & Re-Organization Meeting
- 12/22 Promotional Prep. Courses for Corporal & RMS @ EP > 8 Staff
- 12/29 & 12/31 Promotional Exams: Corporal & RMS > 8 Staff
- 12/29 Basic Supervisors Course Session 7 Day 4 @ NHL > 9 Staff
- 12/30 Basic Supervisors Course Session 7 Day 5 @ NHL > 9 Staff

DELAWARE RIVER JOINT TOLL BRIDGE COMMISSION

TRAINING AND EMPLOYEE SAFETY DEPARTMENT MONTH OF
DECEMBER 2025

CPR/AED/First Aid:

Completed 4 sessions in December

TES obtaining quotes from Hunterdon Medical Center & Paul Hutchins for 2026

Total Trained December: 31

Harassment Prevention in the Workplace:

Completed one session in December

TES to meet with HR & Administration for 2026 new hires and 2027 training for staff

Total Trained December: 24

Maintenance Worker III Onboarding:

Completed 3 multi-day sessions in 2025

TES to schedule as needed for 2026

Total Trained December: 4 Total Trained 2025: 9

Snow Equipment Refresher:

Completed 1 session in December at the SRMC

Total Trained December: 4

Basic Supervisors Course:

Completed sessions 7 & 8 on 12/8 and 12/29 - 12/30

Total of 5 supervisors need training pending promotions

Total Trained December: 27 Total Trained 2025: 103

DELAWARE RIVER JOINT TOLL BRIDGE COMMISSION

TRAINING AND EMPLOYEE SAFETY DEPARTMENT MONTH OF
DECEMBER 2025

PSBS In-Service: Completed 5 1-day sessions in December

TES to schedule 2 PSBS In-Service sessions in 2026

Total Trained December: 32

Lane Blade: 2 sessions @ PC in December

Total Trained 2025: 4

Promotional Prep Course Corporal & Regional Maintenance Supervisor:

Completed on December 22 @ EP

Total Trained December: 8

Promotional Exam Corporal & Regional Maintenance Supervisor:

Completed on December 29 & 31 @ EP

Total Tested December: 8

Active Threat:

Completed 3 Sessions by 12/10 @ EP - DWG - I-78

TES will continue scheduling for 2026 > Tentative MM>PC>NHL>SF>SRMC>TM

Total Trained December: 32

Total Trained 2025: 57

Safety Manual:

Sent for review in December 2025

Meeting on January 9 to make revisions as requested and to be resubmitted

Discuss adding more sections as directed by Executive Staff

DELAWARE RIVER JOINT TOLL BRIDGE COMMISSION
TRAINING AND EMPLOYEE SAFETY DEPARTMENT MONTH OF
DECEMBER 2025

Rutgers/Work Zone Safety:

TES obtaining quotes for 2026

Total Trained 2025: 69

Workplace Safety Committee: December 18 @ SRMC

Reorganization & Year End/Loss Run meeting

Total Staff: 32

ADP Update: Standard Operating Guidelines (SOG) & Training Bytes

78 SOG sent to PSBS & staff for completion on Jan 15th

2 Training Bytes sent to PSBS & Maintenance

Grainger: Safety Shoe Program to begin on January 9th

Working with Human Resources on new hires and employee transfers for budget accuracy

Total Staff Purchases 2025: 259

DELAWARE RIVER JOINT TOLL BRIDGE COMMISSION

Meeting of January 26, 2026

COMMUNICATIONS

The following Pages reflect the reports on those items assigned to the Communications Department. Each item is reported separately and page numbered accordingly.

DELAWARE RIVER JOINT TOLL BRIDGE COMMISSION
Meeting of January 26, 2026

OPERATIONS INDEX
FOR
COMMUNICATIONS

SUBJECT	DESCRIPTION	PAGE NUMBER
Communications	Status Report Month of December 2025	1-3

DELAWARE RIVER JOINT TOLL BRIDGE COMMISSION

Meeting of January 26, 2026

COMMUNICATIONS REPORT

December 2025

- **COMMISSION AWARENESS EFFORTS:**

Toll Adjustment Implementation – Provided PDF copy of final completed 200-plus-page 2026 toll adjustment Public Comments & Hearing Process Report to administrative staff for inclusion in the November meeting minutes. Drafted, vetted, distributed, and posted a two-page press release affirming that the 2026 toll adjustments will take effect January 1. The release included graphics produced by the finance department that depict the new base toll rates and comparative charts of the current and expiring toll rates. This announcement was well timed because it generated multiple broadcasted, printed, and online reports further informing the public of the approved impending toll changes. On December 31, the various pages in the toll and travel section of the Commission’s website – www.drjtbc.org – were scrubbed for mentions of expiring toll rates. These mentions were updated to the new rates. Additionally, the 2026 toll rates page was reclassified as the current toll rates, and the prior toll rate schedule was adjusted to be “former” toll rates. Charles “Chip” Stracciolini, Qiyao “Tracy” Zhao, and Heather McConnell were helpful in completing these final toll adjustment measures. During the course of December, Chip and I collaborated in printing paper replacement signs for the Commission’s mothballed toll booths. A select number of toll booth windows displayed signs with old toll rates or the implementation dates for ending cash collections. Communications replaced these window signs at Trenton-Morrisville, I-78, and Easton-Phillipsburg. The other toll locations – New Hope-Lambertville, Portland-Columbia, Delaware Water Gap, and Milford-Montague – were done by maintenance forces. Richard Taitt, Nat Amato, Butch Werkheiser, Matt Meeker, Dan Vanderberg, and Rick Slack were integral to completing this toll-adjustment task.

Uhlerstown-Frenchtown Bridge Rehabilitation Project – The webpage for this project was updated several times during the month to reflect the scaling down of travel impacts and cessation of work activities for winter holidays. A series of travel alerts were issued to spread awareness of continuing daytime alternating travel restrictions (but no detours) on the bridge prior to the project taking a brief winter hiatus at close of business on Dec. 23.

Washington Crossing Bridge Alternatives Analysis – Reviewed the educational video about this bridge’s inherent and mounting structural and operational deficiencies. Also maintained periodic communication with W. Michael Cane in the engineering department, the individual overseeing the process prescribed under the National Environmental Policy Act.

Hot Topics - headlines:

NOTE: Mentions of the Delaware River Joint Toll Bridge Commission in open-source media outlets and social-media streams in December were virtually all related to the new toll schedule poised to start on January 1, 2026. The coverage included television, radio, print, and social media in New Jersey, Pennsylvania, and elsewhere. As anticipated, the Commission was cited in “wrap” toll increase articles citing the two state turnpikes and other toll entities. Among the headlines were the following: Will New Jersey tolls increase in 2026? Here’s what you need to know; Tolls, fares, and even bike share rates increasing in 2026 – here’s what you’ll pay; Tolls are going up for Pennsylvania and New Jersey drivers in

DELAWARE RIVER JOINT TOLL BRIDGE COMMISSION
Meeting of January 26, 2026

2026. Here's how much more you'll pay; American drivers slapped with mandatory \$5 daily charge from January 1 – but there is a way to knock \$3 off new fee; Toll increases coming to Delaware River bridges in 2026 – you'll pay more to cross; Toll Hike Set For NJ Turnpike and Garden State Parkway January 1st; Tolls Increasing On 8 Delaware River Bridges IN 2026; This transportation authority is one of the few not increasing tolls in 2026 (DRPA); New laws in Pa., NJ and Del. Taking effect in 2026; Toll of Commuting: Driving in 2026 will cost NJ drivers more; Rate increases for 8 Pa. toll bridges go into effect Jan. 1; Driving in NJ gets more expensive as Fuel Taxes, Tolls Rise in New Year; NJ Gasoline Tax, Highway-Bridge Tolls & More to Increase on New Year's Day; New 2026 Toll Rates to Start January 1; New Jersey Minimum Wage, Toll Increases Set for 2026; New Jersey Turnpike, State Parkway tolls to increase – What we know; Reminder from the Delaware River Joint Toll Bridge Commission (DRJTBC) that its new toll rate structure for 2026 will take effect on the first second of the new year ALSO the following non-toll increase headlines: Fitch Upgrades Puerto Rico Tollroads, LLC's Sr Lien Rev Bonds to 'BBB+'; Outlook Stable (DRJTBC mentioned as a peer group); 30-Minute Traffic Stoppage Possible at Route 202 Toll Bridge; Singapore Technologies Engineering: TransCore Secures First Tolling Contract in Australia for Sydney's New Western Harbor Tunnel; 1953: With the Snip of a Ribbon, the Delaware Water Gap Toll Bridge is Opened to Traffic (transportationhistory.org).

- **WEBSITE:**

Posted nine travel alerts for the month; locations included New Hope-Lambertville (Route 202) Toll Bridge, Uhlerstown-Frenchtown Bridge, Trenton-Morrisville (Route 1) Toll Bridge, and the Washington Crossing Toll-Supported Bridge; removed cash-collection references that were still appearing on individual toll bridge webpages (alerted by DRJTBC customer); updated status of 2026 toll rates and toll public comment webpages; worked with website consultant Myron Mariano of Stokes Creative Group to strengthen Captcha for records request from on website; action addressed issue raised by Shawnda Bolden in administration; updated the Delaware Water Gap Toll Bridge webpage, which had outdated and incorrect information originally placed by predecessor Commission employees; reviewed and posted the December Commission meeting notice; inserted Teams meeting link, teleconferencing info, and meeting agenda onto the Public Access-Commission Meetings webpage for the Dec. 22 Commission meeting; posted the November Contract Compliance report; added the 2026 Commission meetings schedule to the website. Updated the FAQs on the toll adjustment informational page.

- **COMMUNITY AFFAIRS** (Please refer to Community Affairs report)

With the assistance of Community Affairs Director Jodee Inscho, conducted an audit of all public comments received during the 2026 toll review process; assisted with ascertaining status of public events related to annual reenactment of Washington's Crossing; edited/proofread annual safety calendar;

INTERNAL/EXTERNAL COMMUNICATIONS

- Recorded a total of 19,488 376 sessions (visits) to Commission's website – www.drjtbc.org – during November 2025. (Note: There was a discernable jump in sessions on Dec. 11, when the 2026 toll rates webpage received three times as many views as any other page on the

DELAWARE RIVER JOINT TOLL BRIDGE COMMISSION
Meeting of January 26, 2026

website.) December's count was a slight increase over November's 19,376 sessions and a sizeable increase over the 15,186 sessions recorded in December 2025. Most visited webpages during December were TOLL BY PLATE, current toll rates, proposed toll-rate schedule for 2026, truck permit application, and toll violations.

- Drafted and issued one press release in December: New 2026 Toll Rates to Start January 1.
- Scrubbed email files to free up space; scrubbed file storage files to facilitate improved computer station operation.
- Assisted Steven D. Wells Jr. in the engineering department with NJDOT work on the canal bridge along Bridge Street and a contact person for that work.
- Attended biennial CPR/first aid training session.
- Marked state line location on the Scudder Falls Toll Bridge's shared-use path with zip ties on railing; state line to be painted after resurfacing of the walkway during the first half of 2026.
- Provided YouTube Washington Crossing Bridge video links to engineering department.
- Forwarded to TRANSCOM traffic-notification system information on overnight traffic stoppages at the New Hope-Lambertville (Route 202) Toll Bridge.
- Attended budget review meetings.
- Resubmitted request to GOOGLE to remove its "closed" status on the Upper Black Eddy-Milford Toll-Supported Bridge.
- Secured tax-exempt information from Purchasing Department for use in securing new subscriptions for Newspapersarchives.com and dropbox.com and acquisition of an account with Abebooks.com.
- Purchased out-of-print bridge-related book from Abebooks.com
- Reviewed oped/essay draft to be published under the name of Program Manager for Technologies Charles "Chip" Stracciolini.
- Worked with website consultant Myron Mariano of Stokes Creative Group to strengthen Captcha for records request from on website; action addressed issue raised by Shawnda Bolden in administration.
- Downloaded and posted on the Commission's YouTube channel the video footage of the overnight toll gantry hoisting and installation at the New Hope-Lambertville Toll Bridge.
- Contacted PennDOT District 6 to get correction on erroneous notice of PennDOT work within DRJTBC's Trenton-Morrisville Toll Bridge Route 1 approach jurisdiction; issue brought to Communication's attention by Assistant Chief Engineer Steve Burke.
- Met with Bellevue Communications staffers Pete Peterson and Alex Styer in Philadelphia.
- Posted travel warnings on website and Facebook regarding temporary Washington Crossing Bridge for annual reenactment activities on Dec. 14 and 25 – information provided last minute to ESS.
- Marked up Washington Crossing Alternatives Analysis schedule and forwarded to Michael Cane.
- Corrected bridge-related post on Metrotrails Facebook page.
- Responded to call/inquiry from Philadelphia-based American Legal Records.
- Corresponded with staff from NewspaperArchives.com regarding tax-exempt status and new account.

DELAWARE RIVER JOINT TOLL BRIDGE COMMISSION

Meeting of January 26, 2026

**OPERATIONS INDEX
FOR
COMMUNITY AFFAIRS**

SUBJECT	DESCRIPTION	PAGE NUMBER
Community Affairs	Status Report Month of December 2025	1-2

Community Affairs Report December 2025

The following Community Affairs activities took place in December of 2025

Uhrerstown-Frenchtown Toll-Supported Bridge Rehabilitation

Attended bi-weekly project and scheduling meetings. Provided updates to local officials on status of project, lighting and final completion. Received one email (anonymous) regarding an issue with a bird that the contractor had handled immediately and was not a problem.

Washington Crossing Re-enactment

Early in the month, reached out to the organizers at Matt Hartigan's request, asking if a planning meeting would be scheduled, as he had not heard anything, and to remind them to submit a Use of Facilities request and Certificate of Insurance. Several reminders throughout the month. No Use of Facilities was submitted for the December 14 event. Although the roadway was closed, pedestrians were limited to the walkway. UOF request was submitted for the Christmas Day event on December 23. Full details and notes provided to Executive Director Resta.

Washington Crossing Bridge Alternatives Analysis

Participated in progress meetings. Visited several possible venues with Ingrid Koehler of ACT Engineering, for the public scoping open house events. Recommended The Crossing Church in Upper Makefield Township and Union Fire Department in Titusville. Ingrid will submit contracts.

New Hope-Lambertville Route 202 AET Conversion

Attended project progress meetings. One overnight of work required traffic stoppage of up to 20 minutes. Provided on-site phone contact to emergency service agencies and county dispatch centers in case they needed to cross the bridge at that time. There were no issues with that work.

Bridge lighting

Programmed monthly shows and updated website. December shows included Hanukkah, Christmas, Kwanzaa and New Year's Eve holidays. January shows include Martin Luther King holiday, cervical cancer awareness and Holocaust Remembrance Day.

Various Community Affairs activities

Handled a wide assortment of community affairs tasks during the month, including:

- Created 2026 Commission calendar. Many thanks to Heather McConnell and Connor Mills for production assistance.
- Attended Princeton Chamber of Commerce event
- Assisted fire companies with Toll-By-Plate, referred to E-ZPass for dismissal
- Assisted the Communications Department by proofreading various news releases and communications, and editing/enhancing various images.

DELAWARE RIVER JOINT TOLL BRIDGE COMMISSION

Meeting of January 26, 2026

ENGINEERING

The following Pages reflect the reports on those items assigned to the Engineering Department. Each item is reported separately and page numbered accordingly.

DELAWARE RIVER JOINT TOLL BRIDGE COMMISSION
Meeting of January 26, 2026
PROJECT STATUS REPORT

FACILITY	PM/PAM	CONTRACT DESCRIPTION	PAGE NO.
Trenton-Morrisville Toll Bridge/Langhorne	RJZ/KMS	Southern Operations & Maintenance Facilities Improvements <ul style="list-style-type: none"> • Design, C-519A • CM/CI Services, CM-519A • Construction, T-519A 	1
	HMS/SJB	TM TB ESS Cameras Infrastructure Improvements – NJ Approach <ul style="list-style-type: none"> • Design, TOA No. C-803A-1 	2
	EVO/SJB	TM TB Miscellaneous Substructure Spall Repairs <ul style="list-style-type: none"> • Design, C-788A-3 	2
	CAS/KMS	TM TB AET & PA Avenue Interchange <ul style="list-style-type: none"> • Design, C-691A 	3
Lower Trenton Toll-Supported Bridge	EVO/SJB	Lower Trenton TSB Truck Warning System (Pilot) <ul style="list-style-type: none"> • Final Design, TOA No. C-771A-7 	4
Scudder Falls Toll Bridge	CLR/SJB	Scudder Falls Bridge Replacement Project <ul style="list-style-type: none"> • Final Design, C-660A • Construction, T-668A 	5
	CLR/SJB	DMC Services for T-668A Construction of the SFB Project <ul style="list-style-type: none"> • Oversight of Final Design, TOA No. C-502A-1M 	5
	EVO/SJB	SF TB Bridge Facility Deck Sealing & Shared-Use Path PPC Overlay Improvements <ul style="list-style-type: none"> • Design, TOA No. C-759A-5 • CI Services, TOA No. C-804A-1 • Construction, JOC No. T/TS-785A-005 	6
Washington Crossing Toll-Supported Bridge	WMC/KMS	Washington Crossing Bridge Alternative Analysis <ul style="list-style-type: none"> • Preliminary Engineering /Environmental Documentation, C-697A 	8
New Hope-Lambertville Toll-Supported Bridge	MEM/SJB	NH-L TSB Rehabilitation <ul style="list-style-type: none"> • Design, C-694A • CM/CI Services, CM-694A • Construction, TS-694A 	8
New Hope-Lambertville Toll Bridge	CAS/KMS	NH-L TB All Electronic Tolling (AET) Conversion Design <ul style="list-style-type: none"> • Design, C-754A 	10
	VMF/CAS	<ul style="list-style-type: none"> • CM/CI, Services, CM-754A • Construction, T-754A 	10
	MEM/SJB	NH-L TB Pennsylvania Abutment Backwall Reconstruction <ul style="list-style-type: none"> • Design, TOA C-769A-3 	11
Centre Bridge-Stockton Toll-Supported Bridge	VMF/MEM	CB-S TSB Bearing and Bridge Seat Rehabilitation <ul style="list-style-type: none"> • Design, TOA No. C-769A-2 	12
Lumberville-Raven Rock Toll-Supported Bridge	HMS/SJB	L-RR TSPB Concept Design for Architectural Lighting & Electronic Surveillance/Detection System Installation <ul style="list-style-type: none"> • Final Design, TOA No. C-803A-2 	12

Facilities are listed South to North

The first set of initials indicate the Project Manager and the second set of initial indicate the Program Manager

Project Manager Legend

WMC – M. Cane
 JRB – J. Bowers
 HMS – H. Sewekow
 CLR – C. Rood
 VMF-Vincent Fischer
 EVO – E. Van-Otoo

Program Manager Legend

KMS – K. Skeels
 SJB – S. Burke
 MEM – M. McCandless
 CAS – C. Stracciolini
 RJZ – R. Zakharia

DELAWARE RIVER JOINT TOLL BRIDGE COMMISSION
Meeting of January 26, 2026
PROJECT STATUS REPORT

FACILITY	PM/PAM	CONTRACT DESCRIPTION	PAGE NO.
Uhlerstown-Frenchtown Toll-Supported Bridge	MEM/KMS	Uhlerstown-Frenchtown TSB Rehabilitation <ul style="list-style-type: none"> • Design, C-642A • CM/CI Services, CM-642A • Construction, TS-642A 	13
I-78 Toll Bridge	CLR/SJB	I-78 NJ Roadway Rehabilitation and Power & Communication Infrastructure Upgrades <ul style="list-style-type: none"> • Design, C-766A 	14
Easton-Phillipsburg Toll Bridge	HMS/MEM	E-P TB Broad Street Viaduct Sidewalk Replacement <ul style="list-style-type: none"> • Design, TOA No. C-789A-1 	14
Delaware Water Gap Toll Bridge	CLR/RJZ	DWG Space Utilization Program Study including New Salt Storage and Equipment Storage Buildings <ul style="list-style-type: none"> • Study, TOA No. C-771A-8 	15
Milford-Montague Toll Bridge	MEM/KMS	Structural Analysis and Repairs <ul style="list-style-type: none"> • Design, TOA No. C-788A-4 	15
	HMS/SJB	M-M TB Storage Building <ul style="list-style-type: none"> • Design, TOA No. C-789A-2 	16
Multiple Facilities and/or Commission-Wide	CLR/SJB	Capital Program Management Consultant (CPMC) & Design Management Consultant (DMC) Services for the I-95/Scudder Falls Bridge Improvement Project <ul style="list-style-type: none"> • CPMC Services 2024 through 2028, C-502A-1N 	16
	MEM/SJB	Underwater Substructure Improvements Design – All Regions <ul style="list-style-type: none"> • Design, C-782A 	17
	MEM/SJB	Bridge Inspection Platform Layout and Design Toll-Supported Bridges <ul style="list-style-type: none"> • Design, TOA No. C-788A-5 	17
	WMC/KMS	Bridge Monitor Shelter Enhancements Program Development <ul style="list-style-type: none"> • TOA No. C-771A-1 	18
	WMC/KMS	Electronic Surveillance/Detection System <ul style="list-style-type: none"> • Network Video Management System (NVMS) Integrator Services, DB-768A 	18
	CAS/KMS	Electronic Toll Collection <ul style="list-style-type: none"> • Customer Service Center/Violation Processing Center Project, DB-584A 	19
	CAS/KMS	Electronic Toll Collection System Replacement <ul style="list-style-type: none"> • Design, Build, and Maintain, DB-540A 	19

Facilities are listed South to North

The first set of initials indicate the Project Manager and the second set of initial indicate the Program Manager

Project Manager Legend

WMC – M. Cane
 JRB – J. Bowers
 HMS – H. Sewekow
 CLR – C. Rood
 VMF-Vincent Fischer
 EVO – E. Van-Otoo

Program Manager Legend

KMS – K. Skeels
 SJB – S. Burke
 MEM – M. McCandless
 CAS – C. Stracciolini
 RJZ – R. Zakharia

DELAWARE RIVER JOINT TOLL BRIDGE COMMISSION
Meeting of January 26, 2026
PROJECT STATUS REPORT

FACILITY	PM/PAM	CONTRACT DESCRIPTION	PAGE NO.
	WMC/KMS	Job Ordering Contracting Services <ul style="list-style-type: none"> • Program Manager, C-727A • T/TS-784A, JOC For Bridge, Highway and Civil Work- North Region • T/TS-785A, JOC For Bridge, Highway and Civil Work- South Region • T/TS-786A, JOC Services for Building and Facility Work- North Region • T/TS-787A, JOC Services for Building and Facility Work - South Region 	20
	HMS/MEM	General Engineering Consultant <ul style="list-style-type: none"> • 2023-2026 Annual Inspections, C-757A 	21
	JRB/SJB	Toll Plaza Restriping – All Regions <ul style="list-style-type: none"> • TOA No. C-760A-6 	22
	CAS/KMS	Traffic Engineering Consultant- 2025 Annual Report <ul style="list-style-type: none"> • TOA No. C-761A 	22
	JRB/CAS	Traffic Count Program Upgrade <ul style="list-style-type: none"> • DR-550A 	22
	CAS/KMS	Soft AET Program Management and Roadway Sign Replacement <ul style="list-style-type: none"> • Phase 2 Design, TOA No. C-770A-3 	23
	CAS/KMS	AET Support Services <ul style="list-style-type: none"> • TOA No. C-770A-5 	23
	CAS/KMS	In-Lane All Electronic Toll Collection System Design, Build and Maintain <ul style="list-style-type: none"> • Design, Build and Maintain, DB-792A 	24
	CAS/KMS	New Jersey E-ZPass Services <ul style="list-style-type: none"> • Design, Build and Maintain, DB-791A 	25
	MEM/SJB	Non-Destructive Bridge Pin Testing Program <ul style="list-style-type: none"> • Southern Region Bridges, C-813A • Central Region Bridges, C-813B 	25

Facilities are listed South to North

The first set of initials indicate the Project Manager and the second set of initial indicate the Program Manager

Project Manager Legend

WMC – M. Cane	CLR – C. Rood
JRB – J. Bowers	VMF-Vincent Fischer
HMS – H. Sewekow	EVO – E. Van-Otoo

Program Manager Legend

KMS – K. Skeels	MEM – M. McCandless
SJB – S. Burke	CAS – C. Stracciolini
	RJZ – R. Zakharia

DELAWARE RIVER JOINT TOLL BRIDGE COMMISSION

**January 26, 2026
PROJECT STATUS REPORT**

TRENTON- MORRISVILLE TOLL BRIDGE/LANGHORNE

**SOUTHERN OPERATIONS & MAINTENANCE FACILITIES
IMPROVEMENTS**

Preliminary, Final & Post Design Services
Contract No. C-519A
(RJZ/KMS)

This contract is for Preliminary, Final and Post-Design Services for space utilization improvements at New Hope Lambertville Toll Bridge Executive Headquarters and the demolition and reconstruction of the Trenton Morrisville Toll Bridge Administration Building as identified under a Task Order Assignment for Space Utilization Program and Concept Study.

In accordance with the Commission's February 26, 2018, Regular Monthly Commission Meeting, this Contract was awarded to Gannett Fleming, Architects Inc. (GF). Accordingly, a Notice of Award and Limited Notice to Proceed was issued to GF effective February 27, 2018.

Currently GF is providing post-Design services for Contract T-519A by attending all project meetings, responding to requests for information, reviewing submittals, assisting in resolving conflicts in the field and clarifying the contract documents.

Construction Management/Construction Inspection Services
Contract No. CM-519A
(RJZ/KMS)

This contract is for Construction Management (CM) and Construction Inspection (CI) Services in connection with the demolition and new construction of the Southern Operations and Maintenance Facilities Improvements Project. Joseph Jingoli & Son, Inc. (JJS) was issued Notice of Award and Limited Notice to Proceed effective January 26, 2021.

JJS is currently conducting bi-weekly progress meetings along with overseeing the facility commissioning, punch list completion and contractor submittal and RFI closeouts as part of providing construction management services.

Construction
Contract No. T-519A
(RJZ/KMS)

Contract T-519A is a multi-phase construction contract for the demolition and new construction of the Southern Operations and Maintenance Facilities Improvements Project. It was awarded to Bracy Construction, Inc. at the Commission Regular Monthly Meeting of June 28, 2021. Notice of Award and Limited Notice to Proceed was issued to the Contractor on June 29, 2021; Notice to Proceed was made effective July 27, 2021, and a Pre-Construction Meeting was conducted on July 29, 2021.

DELAWARE RIVER JOINT TOLL BRIDGE COMMISSION

January 26, 2026 PROJECT STATUS REPORT

At the **Trenton Morrisville** site, at the **new operations building**, Mechanical equipment start-up and Commissioning activities are near completion. Building systems installation and primary control center configuration are also near completion. Commission Staff moved into the Operation Building on October 27, 2025 with substantial completion. Training for the site emergency Generator has been completed, and the balance of the training sessions for building systems were completed December 4, 2025. Punch-list activities continue through-out the facility during the reporting period.

At the **new maintenance garage** location, the contractor completed footers, steel erection and metal roof deck, under-slab utilities' rough-in and storm water installation. Concrete slab on grade was poured, perimeter wall installation and interior wall partition is complete, and the contractor completed radiant floor piping and rough-in Mechanical, Electrical and Plumbing throughout the building. Contractor also completed the split face masonry block and architectural metal panels façade, coping, fascia, roofing, and overhead door installation activities. Interior and exterior door installation, painting, flooring and finishes activities are complete. Door Hardware, mechanical equipment installation and equipment start-up activities are in progress.

At the **Langhorne site**, punch-list work and commissioning efforts continued along with Close-Out of final construction details throughout the reporting period.

ELECTRONIC SURVEILLANCE/DETECTION SYSTEM (ESS) CAMERAS AND INFRASTRUCTURE IMPROVEMENTS – NJ APPROACH

Task Order Assignment No. C-803A-1
(HMS/SJB)

On June 20, 2025, the Commission provided French and Parrello Associates (FPA) with Notice-to-Proceed for design services in support of construction of ESS cameras and infrastructure improvements on the Trenton-Morrisville toll bridge NJ approach. Commission Staff and the FPA team participated in a project kick-off meeting on July 1, 2025. Technical and field coordination meetings between the Commission and FPA were held during the reporting period. FPA continued developing final design plans to go out to bid.

TRENTON - MORRISVILLE TB MISCELLANEOUS SUBSTRUCTURE SPALL REPAIRS

Design
Contract No. C-788A-3
(EVO/SJB)

This Task Order Assignment (TOA) with Traffic Planning and Design, Inc. (TPD) is for professional consultant design services, encompassing project management and coordination, verification of facility condition assessment, preliminary and final design of plans, specifications, construction schedule, engineer's estimate, and post-design services for the Trenton-Morrisville Toll Bridge Miscellaneous Substructure Spall Repairs. The not-to-exceed amount for this TOA is \$129,794.95. The contract also includes an item for chloride testing of the Ramp I & Ramp Y

DELAWARE RIVER JOINT TOLL BRIDGE COMMISSION

January 26, 2026

PROJECT STATUS REPORT

bridge over Bridge Street due to the extensive delamination in the northerly pier cap, as well as the repair of spalls with exposed prestressed strands at the ends of beams and superstructure members.

The TPD contract was fully executed on April 24, 2025, and the Notice to Proceed was effective on April 28, 2025. A project Kick-off meeting was held on May 2, 2025. TPD began their field inspections and coring the caps on bridge IY for chloride testing on June 6, 2025. They continued their inspection on June 20, 2025 focusing on the west end of the prestressed beams.

During TPD's inspection efforts, beam deterioration was found on the bridge carrying Route 1 over Route 29 NB. This deterioration had been noted by the Commission's General Engineering Consultant Pickering, Corts & Summerson (PCS) in previous Annual Inspection Reports, with recommendation to monitor the situation. On July 2, 2025 a meeting was held between Commission staff, AECOM, TPD and PCS to review the field inspection investigation findings and discuss the overall condition of the bridge and the typical beam deterioration. TPD was directed, and has since completed, the load ratings for Beam 6 on the bridge carrying Route 1 over Route 29 NB and has determined that traffic restrictions are not required at this time. However, the recommendation included accelerating the bridge replacement due to advancing deterioration of the beams. This will be performed under a separate design and construction contract.

TPD submitted a final Facility Condition Assessment Report for all structures on September 8, 2025, which included findings of deterioration of the beam caps supporting Commission owned connector ramp IY (NJ Route 29 southbound to Route 1 southbound) over New Jersey approach to the Lower Trenton Toll Supported Bridge. Field Testing confirmed ongoing active corrosion due to chlorides (salt) in the pier caps. The remediation will include embedded anodes for chloride remediation.

TRENTON-MORRISVILLE TOLL BRIDGE ALL ELECTRONIC TOLLING and PA AVENUE INTERCHANGE

Design

Contract No. C-691A

(CAS/ KMS)

Commission Staff and Atkins Réalis USA Inc. held several project status meetings. Atkins Réalis submitted a draft proposal for the superstructure replacement of the Route 1 over Route 29 northbound bridge (NJ Route 29 NB Overpass). Commission staff reviewed the proposal and provided comments to the design team. Atkins Réalis is currently addressing the review comments. The initiative for the superstructure replacement is based on recent inspection findings and evaluations. If found acceptable, a Consultant Agreement Modification will be prepared for execution.

DELAWARE RIVER JOINT TOLL BRIDGE COMMISSION

January 26, 2026 PROJECT STATUS REPORT

Atkins Réalis submitted a report summarizing the results of the workshop that discussed the preliminary roadway alignment options, toll gantry location, toll gantry options and roadway/barrier design elements. They are also preparing the Design Criteria Report. Atkins Réalis submitted the revised Quality Assurance Plan that addressed comments from Commission staff review of the initial submission

Atkins Réalis facilitated a meeting with Commission staff, PennDOT, Morrisville Borough and Conrail regarding the Route 1 / Pennsylvania Avenue interchange concept design including the roundabout. All agreed with advancing the round-about concept to preliminary and final design. Atkins Réalis is coordinating with PennDOT to conduct a walk-through of the Highway Occupancy Permit Cycle 1 submission before submitting it to PennDOT for review.

Atkins Réalis facilitated a meeting with TransCore to review the AET gantry location and the toll system equipment cabinet location. TransCore found both acceptable. Atkins also facilitated a meeting with the Commission's ESS Department to review existing camera locations and discuss project related impacts and how they will be addressed.

Atkins Réalis submitted an updated project schedule and review comments were provided. Atkins Réalis is advancing the Preliminary Design (60% complete) plans, specifications and estimate for a February 2026 submission.

LOWER TRENTON TOLL – SUPPORTED BRIDGE

LOWER TRENTON TSB TRUCK WARNING SYSTEM (PILOT)

Final Design

Task Order Assignment No. C-771A-7

(EVO/SJB)

Under Task Order Assignment No. C-771A-2 French & Parrello Associates provided conceptual design services for the development of a new pilot over height vehicle detection system for the New Jersey approach to the Lower Trenton TSB. The work of that assignment was completed with acceptance of the final Concept Report dated March 6, 2024.

On May 14, 2024, the Commission provided French & Parrello Associated with Notice-to-Proceed for final design services for the development of a new over height vehicle detection system for the New Jersey approach to the Lower Trenton TSB. The design is complete, and staff from the Commission, AECOM, Gordian (JOC Program Manager) and Mount construction continue to work towards an agreed upon Job Order Contract price for the system installation.

DELAWARE RIVER JOINT TOLL BRIDGE COMMISSION

**January 26, 2026
PROJECT STATUS REPORT**

SCUDDER FALLS TOLL BRIDGE

SCUDDER FALLS BRIDGE REPLACEMENT PROJECT

Final Design
Contract No. C-660A
(CLR/SJB)

During the reporting period Michael Baker Jr., Incorporated (Baker) of Hamilton New Jersey was not requested to respond to any issues.

Construction
Contract No. T-668A
(CLR/SJB)

The remaining open permit-related issue is that the Bucks County Soil Conservation District (BCCD) Office had not yet signed-off on closeout of the National Pollutant Discharge Elimination System (NPDES) and Erosion and Sediment Control (E&S) permits. A final inspection with the BCCD took place, which identified sufficient grass establishment within the project limits. A Notice of Termination (NOT) has been submitted to BCCD by Michael Baker, the Engineer of Record. This executed NOT will close out the project permits and represent final project approval by the Pennsylvania regulatory agencies.

DESIGN MANAGEMENT CONSULTANT SERVICES

Oversight of Final Design
Task Order Assignment No. C-502A-1M
(CLR/SJB)

AECOM has provided DMC services throughout the construction of the Scudder Falls Bridge Replacement Project, Contract T-668A under Task Order Assignment C-502A-2I. The remaining unexpended funds in Task Order Assignment C-502A-2I have been transferred over to Task Order Assignment C-502A-1M and Task Order Assignment C-502A-2I has been closed out. Remaining DMC services on the Scudder Falls Project will be completed under the C-502A-1M Task order Assignment.

The remaining DMC Services include support to the Commission in the following and assistance with various project close-out activities:

Environmental Permitting – The remaining effort under this task was to coordinate a final inspection of the project site performed by the Bucks County Soil Conservation District (BCSCD) to obtain final acceptance of all BCSCD Permitting work. BCSCD self-visited the site on July 2, 2025 during the reporting period. Verbal acceptance was received from the BCSCD representative as to the adequacy of established vegetation. Commission staff, in conjunction with the final designer Michael Baker International, and the General Contractor Trumble Corporation have submitted the project Notice of Termination (NOT). After signatures by the parties are

DELAWARE RIVER JOINT TOLL BRIDGE COMMISSION

January 26, 2026

PROJECT STATUS REPORT

received on the NOT of the project, Permit Completion Forms will then be sent to the BCSCD, PADEP and the USACE. This will close-out all outstanding permitting work associated with the project other than the continued five-year monitoring period for the PA Wetlands Mitigation Site. The Commission is awaiting a response from the regulatory agency(ies).

Environmental Monitoring Services – Continuous services were provided throughout construction to meet project permit requirements. Year 2 monitoring activities for the PA Wetlands Mitigation Site, by ACT Engineers will continue through 2028. This includes monthly monitoring well readings of the groundwater levels within the wetlands site. Wetlands Monitoring Report #4 was submitted to US Army Corps of Engineers for their review on December 19, 2024.

Right of Way Transfers – Working with Commission staff and attorneys to transfer certain property and easements to NJDOT, PennDOT and Lower Makefield Township. These properties and easements were acquired by DRJTBC to construct the project but are located within jurisdiction of these other agencies or municipalities.

Contracts C-660A and T-668A Progress Support - Support of open issues resolution to achieve project acceptance by the Bucks County Soil Conservation District in Pennsylvania.

DMC Services for these remaining efforts occur on a sporadic as-needed basis

SCUDDER FALLS TOLL BRIDGE FACILITY DECK SEALING & SHARED USE PATH PPC OVERLAY IMPROVEMENTS

Design

Task Order Assignment No. C-759A-5
(EVO/SJB)

The Commission has implemented a periodic deck sealing program at specific bridges to prolong the useful service life of the bridge decks and to mitigate the need for potential future maintenance. The Commission engaged Task Order Consultant, NAIK, under the standing professional services task order agreement, to provide design services for the bridge deck sealing of the bridges associated with the Trenton–Morrisville Toll Bridge Facility, the Scudder Fall Toll Bridge Facility and Shared Use Path PPC Overlay Improvements, and the Interstate 78 Toll Bridge Facility.

The final design bid documents, addressing all Commission comments to the pre-final design, was received on April 28, 2023. The project to seal decks at all 3 Toll Bridge facility bridge decks (T-764A) was advertised for bids on May 2, 2023. A virtual Bid Opening was held on Thursday June 1, 2023, at 2:00 PM. No bids were received.

NAIK repackaged the bid documents into three individual projects (1. Trenton–Morrisville Toll Bridge Facility; 2. the Scudder Fall Toll Bridge Facility, and 3. the Interstate 78 Toll Bridge Facility) for incorporation into other Capital construction contracts. The TMTB deck sealing was completed as part of Contract T-746A in 2024; the I-78 deck sealing was completed as part of Contract T-766A in 2025; the Scudder Falls project will be completed under a Job Order Contract with Mount Construction Company. The job order contract to perform the work at the Scudder

DELAWARE RIVER JOINT TOLL BRIDGE COMMISSION

January 26, 2026

PROJECT STATUS REPORT

Falls Facility structures was executed in September 2025 with work start on September 29, 2025. Naik will perform construction phase support services.

During this reporting period NAIK reviewed project submittals.

Construction Inspection
Task Order Assignment No. C-804A-1
(EVO/SJB)

At the March 31, 2025 Commissioners' Meeting, the Commission awarded Contract No. C-804A, Construction Inspection Services for the Scudder Falls Toll Bridge Deck Sealing and Shared Use Path PPC Overlay Improvements project to STV, Incorporated (STV) of Lawrenceville, New Jersey for an amount not-to-exceed of \$145,189.59. STV was provided with the Contract Notice to Proceed effective September 12, 2025. A Kick-Off meeting was held on September 19, 2025 with representatives from STV, AECOM and DRJTBC.

STV continued full time inspection services on the project. The inspector submitted daily inspection reports. STV revised and resubmitted several reports based on feedback received from the Commission. STV's project manager attended progress meetings, and the inspector has maintained continuous communication with the Commission's project manager. Due to the winter shutdown STV will not resume inspection services until March 2026.

Construction
Job Order Contract No. T/TS-785A-005
(EVO/SJB)

All work in this project, consisting of, but not limited to, the following items of work, shall be carried out according to the Contract Plans, Specifications, and Special Provisions within the specified construction time limitations. Specific work at the Scudder Falls Toll Bridge Deck Sealing and Shared Use Path PPC Overlay Improvements include, but are not limited to:

- 1) Bridge deck sealing for selected bridges and other structures on Scudder Falls Toll Bridge facility including the Main River Bridge, Pennsylvania Canal Overpass, Taylorsville Road Overpass, and a portion of the New Jersey section of the Shared Used Path.
- 2) Restriping damaged striping caused by bridge deck sealing.
- 3) Removing and replacing the Polyester Polymer Concrete Overlay (average approximately 1 ¼" thick) on the Pennsylvania and Main River Bridge Portions of the Shared Use Path.

A final price proposal for this Job Order Contract with Mount Construction has been established in the amount of \$2,614,520.02. A Notice to Proceed was issued to Mount on September 25, 2025, and project work started on September 29, 2025.

DELAWARE RIVER JOINT TOLL BRIDGE COMMISSION

January 26, 2026

PROJECT STATUS REPORT

The contractor installed Maintenance and Protection of Traffic (MPT) signage on the roadway for the upcoming traffic detours and deployed Variable Message Sign (VMS) boards during the week of September 30, 2025. This preparation supports the planned work on the PA Shared Use Path (SUP). The contractor and the Commission have since updated their respective VMS boards to inform the public of the PA SUP closures.

Mount Construction continued to implement lane and shoulder closures in both directions from PA to NJ and NJ to PA across the Taylorsville Road Overpass, the Main River Bridge, and the Pennsylvania Canal Overpass bridge deck. in the deck-sealing operation. The subcontractor, Eastern Highway Specialists (EHS), continued to execute the shot blasting and MMA deck sealing throughout the project limits. Due to the low temperatures in December, the MMA deck sealing operation ceased, and will now be completed in Spring 2026 with the onset of favorable weather.

On the shared-use path, scarification and PPC placement on the Pennsylvania approach has been completed. Efforts on the Main River Bridge is scheduled to begin in March 2026, again with the onset of favorable weather.

WASHINGTON CROSSING TOLL- SUPPORTED BRIDGE

WASHINGTON CROSSING BRIDGE ALTERNATIVES ANALYSIS

Contract No. C-697A

(WMC/KMS)

At the June 24, 2024 Commissioners Meeting, the Commission awarded Contract No. C-697A, to HDR Engineering, Inc. of Philadelphia, PA. HDR Engineering and their team of sub-consultants are providing preliminary engineering and environmental documentation type services in support of the analysis of improvement alternatives for the Delaware River crossing between Upper Makefield Township, PA and Hopewell Township, NJ.

Throughout the reporting period, work efforts focused on travel demand modeling, lead agency coordination, preparation of alternatives, and historic bridge rehabilitation analysis. Preparations for interagency advisory committee meetings as well as the Public Scoping Open House continue. Other activities included field verification of surveys, public involvement, and utility identification.

NEW HOPE-LAMBERTVILLE TOLL-SUPPORTED BRIDGE

NH-L TSB REHABILITATION

Design

Contract No. C-694A

(MEM/SJB)

At the February 27, 2023 Commissioners Meeting, the Commission awarded Contract No. C-694A, New Hope - Lambertville Toll-Supported Bridge Rehabilitation Design to Greenman-

DELAWARE RIVER JOINT TOLL BRIDGE COMMISSION

January 26, 2026

PROJECT STATUS REPORT

Pedersen, Inc. (GPI) of Lebanon, NJ for an amount not-to-exceed \$1,895,132.27. GPI was provided with Notice of Award and Limited Notice to Proceed on February 28, 2023. GPI was then issued a Full Notice to Proceed on March 22, 2023 with the execution of the Agreement with the Commission.

The construction Contract was awarded at the Commission's November 2023 meeting. The contract work under this project is substantially complete. However, there is some electrical troubleshooting work that is still being addressed. GPI continues to provide support services though the project close-out phase, including electrical troubleshooting design support.

Construction Management/Inspection Services
Contract No. CM-694A
(MEM/SJB)

At the November 20, 2023 Commission Meeting, authorization was granted to award the Construction Management/Construction Inspection Services contract (CM-694A) to Urban Engineers, Inc. (Urban) of Philadelphia for the not-to-exceed amount of \$1,209,96.08. Urban Engineers, Inc. of Philadelphia was issued Notice of Award and a Limited Notice to proceed effective November 21, 2023. A project kick-off meeting has held on November 30, 2023. The full Notice to Proceed was issued December 21, 2023 with the execution of the Agreement with the Commission.

During this reporting period, the contractor continued to perform electrical issues troubleshooting. The contractor has re-installed underdeck platforms in order to access and repair electrical utility boxes and wiring connections. Urban continues to provide CM/CI support services for the project electrical troubleshooting.

Construction
Contract No. TS-694A
(MEM/SJB)

The Construction Contract was Awarded to Anselmi & DeCicco, Inc. (A&D) of Maplewood, NJ for a not-to-exceed amount of \$25,072,471.06 at the Commission's November 2023 Meeting. LNTP provided November 20, 2023 and Full Notice to Proceed on December 20, 2023.

Throughout the reporting period the Contractor continued to perform electrical system troubleshooting of the esthetic lighting system to address ongoing issues. A&D reinstalled below deck access platforms in span 6 and additional electrical inspections were performed on September 29, 2025. The contractor has re-installed underdeck platforms in the remaining spans across the bridge in order to access and repair electrical utility boxes and wiring connections. Repair and retrofit of the boxes and connections commenced on December 1, 2025.

DELAWARE RIVER JOINT TOLL BRIDGE COMMISSION

**January 26, 2026
PROJECT STATUS REPORT**

NEW HOPE-LAMBERTVILLE TOLL BRIDGE

NH-L TB ALL ELECTRONIC TOLLING (AET) CONVERSION DESIGN

Design
Contract No. C-754A
(CAS/ KMS)

Rummel, Klepper & Kahl, LLP (RK&K) participated in project related meetings with PKF for the construction project as needed. During the reporting period RK&K prepared responses to Requests for Information (RFI) from the construction team and issued change of plans as needed. Additionally, RK&K completed several reviews of construction submittals from the contractor.

Construction Management/Construction Inspection Services
Contract No. CM-754A
(VMF/CAS)

At the April 28, 2025, Commissioners' Meeting, the Commission awarded Contract No. CM-754A, Construction Management/Construction Inspection Services for the New Hope-Lambertville Toll Bridge All Electronic Tolling (AET) Conversion & PA Abutment Backwall Replacement Project to STV, Incorporated (STV) of Lawrenceville, New Jersey for an amount not-to-exceed of \$2,476,202.84. STV was provided with the Notice of Award and Limited Notice to Proceed effective April 29, 2025. A CM/CI Kick-off Meeting was held on May 2, 2025 and STV was issued their Notice to Proceed on May 15, 2025. STV participated in a transfer-of-Knowledge meeting on May 23, 2025 with the Designer, RK&K and TransCore and conducted the Pre-Construction and Scheduling Conferences PKF in late May 2025. STV's inspection team of Resident Engineer, Office Engineer/Inspector and two Inspectors continued providing CM/CI Services throughout the reporting period. STV conducted fourteen (14) progress meetings and numerous pre-activity and IT coordination meetings throughout this same period.

Construction
Contract No. T -754A
(VMF/CAS)

This Contract is the AET Tolling Implementation Plan, Phase 4 hard conversion of the southbound US 202 Pennsylvania toll facility to an open-road, highway speed, All Electronic Tolling (AET) system with a single-full span gantry over a reconstructed roadway that improves the US 202 roadway geometry at the existing toll facility. The project also includes the staged construction of the abutment backwall on the PA side of the New Hope-Lambertville Toll Bridge and the demolition of the existing toll plaza with a new tunnel egress.

At the April 28, 2025 Commissions' Meeting, the Commission awarded Contract No. T-754A, New Hope-Lambertville Toll Bridge All Electronic Tolling (AET) Conversion & PA Abutment Backwall Replacement to PKF-MARK III, Incorporated (PKF) of Newtown,

DELAWARE RIVER JOINT TOLL BRIDGE COMMISSION

January 26, 2026

PROJECT STATUS REPORT

Pennsylvania for an amount not-to-exceed \$11,863,715.00. PKF was provided with Notice of Award and Limited Notice to Proceed effective April 29, 2025 and full Notice to Proceed was issued effective June 5, 2025.

During the reporting period PKF continued: forming and pouring roadside concrete barrier, plaza roadway sections and the approach slab in the southbound direction in the new roadway configuration; Installing the necessary electrical, HVAC and ITS systems in the stairwell, tunnel and new IT room to support AET. The interim milestone for PKF to turn over the new IT room and gantry to the Commission's AET vendor, TransCore, is targeted for January 9, 2026. Initial efforts by TransCore will included installing loop detectors and tolling equipment on the new gantry and in the new IT room.

NEW HOPE-LAMBERTVILLE TB - PA ABUTMENT BACKWALL RECONSTRUCTION

Design

Task Order Agreement No. C-769A-3
(MEM/SJB)

Traffic Planning & Design (TPD) under Structural/Civil Task Order Assignment No. C-769A-3, executed October 24, 2024, was tasked with performing the inspection and determining the scope of the necessary action to remediate the rotated condition of the Pennsylvania abutment backwall. Past annual inspections found some movement over the years. And additional destructive inspection of the backwall by TPD identified conditions that were to the point of necessary remediation. As recommended by TPD, this included replacing the backwall, resting atop the abutment itself, in its entirety. Under modification No. 1 to this Task Order Agreement TPD performed the design of the back wall replacement and prepared the necessary construction documents.

During the progression of design, the Commission decided to combine the Pennsylvania abutment backwall Reconstruction project and the All-Electronic Tolling Phase 4 Hard Conversion construction project into one (1) construction contract. Rummel, Klepper & Kahl, LLP (RK&K) performed the New Hope-Lambertville Toll Bridge AET Conversion design under contract C-754A. TPD and RK&K collaborated to combine the contract documents from each project and issue a single construction contract T-754A New Hope-Lambertville TB All Electronic Tolling (AET) Conversion Design. TPD which started in June 2025. TPD continued to perform post-design, post-award services throughout the reporting period.

DELAWARE RIVER JOINT TOLL BRIDGE COMMISSION

**January 26, 2026
PROJECT STATUS REPORT**

CENTRE BRIDGE- STOCKTON TOLL-SUPPORTED BRIDGE

CB-S TSB BEARING & BRIDGE SEAT REHABILITATION

Design

Task Order Assignment No. C-769A-2
(VMF/MEM)

During the biannual inspection of the Toll-Supported bridges, the Commission's General Engineering Consultant (GEC) identified several areas that require repair at the Centre Bridge-Stockton Toll- Supported Bridge (CBSTSB). The areas of concern are identified as loose, missing and/or bent anchor bolts at the truss and sidewalk bearings with associated spalls in the bridge seats resulting in loss of bearing area. Additional areas of repair are identified at the deck joints and bridge seats of the single span bridge over the Canal at the west approach of CBSTSB.

Traffic Planning and Design, Inc (TPD) was provided with Notice to Proceed on December 13, 2022, for the design of the repairs.

The final design construction documents have been provided to A.P. Construction (AP). Throughout the working period, staff from the Commission, AECOM, Gordian (JOC Program Manager), TPD and Mount Construction continued to negotiate final costs for the repairs.

LUMBERVILLE – RAVEN ROCK TOLL-SUPPORTED BRIDGE

**L-RR PEDESTRIAN BRIDGE (LRRTSB) ARCHITECTURAL LIGHTING &
ELECTRONIC SURVEILLANCE/DETECTION SYSTEM (ESS) DESIGN**

Task Order Assignment No. C-803A-2
(HMS/SJB)

On June 3, 2025, the Commission provided French and Parrello Associates (FPA) with Notice-to-Proceed for design services in support of construction of architectural lighting and ESS infrastructure at the Lumberville-Raven Rock toll supported bridge. Commission Staff and the FPA team participated in a project kick-off meeting on June 13, 2025. Technical coordination meetings between the Commission and FPA were held during the reporting period. FPA continued developing final design plans to go out to bid.

DELAWARE RIVER JOINT TOLL BRIDGE COMMISSION

**January 26, 2026
PROJECT STATUS REPORT**

UHLERSTOWN-FRENCHTOWN TOLL-SUPPORTED BRIDGE

UHLERSTOWN-FRENCHTOWN TSB REHABILITATION

Design
Contract No. C-642A
(MEM/KMS)

At the January 29, 2024 Commissioners Meeting, the Commission awarded Contract No. C-642A, Uhlerstown - Frenchtown Toll-Supported Bridge Rehabilitation Design to WSP USA, Inc. (WSP) of Exton, PA for an amount not-to-exceed \$1,771,189.56. WSP was provided with Notice of Award and Limited Notice to Proceed on January 29, 2024. A project Kick-Off meeting was held on February 6, 2024. The Agreement was executed and the full Notice to Proceed was issued on February 23, 2024.

During the reporting period, WSP continued to provide construction support services for the project, including review of submittals, general construction support, attending status meetings, and providing responses to RFIs.

Construction Management/Inspection Services
Contract CM-642A
(MEM/KMS)

At the December 2024 Meeting, the Commission awarded Contract No. CM-642A, Construction Management/Inspection Services for the Uhlerstown-Frenchtown Toll-Supported Bridge Rehabilitation Project, to Urban Engineers, Inc. of Cherry Hill, NJ (Urban) for a not-to-exceed amount of \$1,587,138.62. Urban was provided with Notice of Award and Limited Notice to Proceed effective December 23, 2024. The full Notice to Proceed was authorized effective March 19, 2025.

The CM/CI field office has been established in Frenchtown, NJ. The team continues to manage and inspect the construction activities. During the reporting period, the CMCI team has been managing and inspecting the construction, as well as, facilitating the processing of contractor submittals and RFIs.

Construction
Contract No. TS-642A
(MEM/KMS)

At the December 2024 Meeting, the Commission awarded Contract No. TS-642A, Uhlerstown-Frenchtown Toll-Supported Bridge Rehabilitation, to Anselmi & DeCicco, Inc. of Maplewood, NJ (Anselmi) for a not-to-exceed amount of \$22,216,237.00. Anselmi was provided with Notice of Award and Limited Notice to Proceed effective December 23, 2024. The Agreement for this project has been executed and the full Notice to Proceed was issued on January 24, 2025.

DELAWARE RIVER JOINT TOLL BRIDGE COMMISSION

January 26, 2026

PROJECT STATUS REPORT

Throughout the reporting period the Contractor continued to install electrical infrastructure, esthetic lighting fixtures, and to complete miscellaneous underdeck construction work.

I-78 TOLL BRIDGE

I-78 TB NEW JERSEY ROADWAY REHABILITATION AND POWER & COMMUNICATION INFRASTRUCTURE UPGRADES

Design

Contract No. C-766A

(CLR/SJB)

This Contract is for professional consultant design services to include verification of condition assessment, preliminary and final design, and post-design services for the rehabilitation of the I-78 New Jersey Approach Roadway and reassessment of the preliminary design documents associated with the I-78 Power and Communication Infrastructure Design Services as developed by Arora and Associates, P.C. in October 2022 along with the preliminary and final design and post design services for the I-78 Power and Communication Infrastructure Design.

Arora and Associates, P.C was issued a Notice of Award and Limited Notice to Proceed effective May 23, 2023. A project kick-off meeting was held with Arora on May 31, 2023. The Contract was fully executed on June 20, 2023, with full Notice to Proceed effective June 22, 2023.

The Construction Contractor reached Contract Final Completion on July 16, 2025. During this reporting period Arora continued finalizing the I-78 Stormwater Mapping deliverable.

EASTON-PHILLIPSBURG TOLL BRIDGE

E-P TB BROAD STREET VIADUCT SIDEWALK REPLACEMENT

Task Order Assignment No. C-789A-1

(HMS/MEM)

On March 11, 2025, the Commission provided Pennoni Associates with Notice-to-Proceed for design services in support of replacement/rehabilitation of upstream and downstream sidewalks on the Easton-Phillipsburg toll bridge Broad Street viaduct. Commission Staff and the Pennoni team participated in design progress meetings throughout the reporting period, as Pennoni progressed the design.

DELAWARE RIVER JOINT TOLL BRIDGE COMMISSION

**January 26, 2026
PROJECT STATUS REPORT**

DELAWARE WATER GAP TOLL BRIDGE

SPACE UTILIZATION PROGRAM STUDY INCLUDING NEW SALT STORAGE AND EQUIPMENT STORAGE BUILDINGS

**Study
Task Order Assignment No. C-771A-8
(CLR/RJZ)**

This Task Order Assignment (TOA) with French & Parrello Associates (FPA) is for professional engineering services to perform a Space Utilization Study for the Delaware Water Gap Toll Bridge facilities. This includes new Salt Storage and Equipment Storage Buildings on recently purchased properties adjacent to the Toll Plaza and assess the space utilization of the existing Administration Building for an amount not-to-exceed of \$270,035.71. FPA was provided with the Notice to Proceed effective January 29, 2025.

During this reporting period Commission Staff reviewed the Final Concept Study Report. This report includes sketches for both the existing and future DWG TB Administrative and Maintenance Buildings; the proposed new Fuel Management Systems at E-P TB, P-C TB, DWG TB and M-M TB Facilities; the final location for a Bridge Officer Shelter within the DWG TB Administrative Building; recommendations for the replacement of the electrical feed for the DWG TB main river bridge lighting; and an updated layout for the new DWG TB Salt Storage and Equipment Storage Buildings along with a construction cost estimate. The submission of this final report fulfills the requirements of this TOA and as such this TOA will be closed out.

MILFORD – MONTAGUE TOLL BRIDGE

STRUCTURAL ANALYSIS AND REPAIRS

**Design
Task Order Assignment No. C-788A-4
(MEM/KMS)**

During the biannual inspection of the Toll bridges, the Commission's General Engineering Consultant (GEC) and Commission personnel identified areas that require repair at the Milford-Montague Toll Bridge (MMTB). Areas of concern included: locations where the light post standards are attached to the top chord of the trusses; an incorrectly set curb plate at the pier 3 deck joint damaged during snowplow operations; severe concrete deterioration at the approach parapets; large spalls at the pier cap & bridge seats; differential between panels at the sidewalk mid-span.

Traffic Planning and Design, Inc (TPD) was provided with Notice to Proceed on October 21, 2024 to design repairs and verify/update bridge load ratings. TPD performed field visits to the bridge site in November 2024. The project recommendations report was submitted, reviewed and accepted in July 2025. On September 25, 2025 TPD submitted a draft scope of work for the final design of this project, which is under review by Commission staff.

DELAWARE RIVER JOINT TOLL BRIDGE COMMISSION

**January 26, 2026
PROJECT STATUS REPORT**

MILFORD-MONTAGUE TOLL BRIDGE STORAGE BUILDING

Task Order Assignment No. C-789A-2
(HMS/SJB)

On June 6, 2025, the Commission provided Pennoni Associates with Notice-to-Proceed for design services in support of construction of a storage building at the Milford-Montague toll bridge facility. Commission Staff and the Pennoni team participated in a project kick-off meeting on June 11, 2025. Field survey and condition assessment commenced on June 18, 2025 and has been completed. Pennoni Associates is in the process of submitting final design plans for a job-order-contract.

MULTIPLE FACILITIES AND/OR COMMISSION-WIDE

**CAPITAL PROGRAM MANAGEMENT CONSULTANT (CPMC) &
DESIGN MANAGEMENT CONSULTANT (DMC) SERVICES FOR CAPITAL
IMPROVEMENT PROJECTS**

CPMC SERVICES THROUGH DECEMBER 31, 2028

Task Order Assignment No. C-502A-1N
(CLR/SJB)

Task Order Assignment No. C-502A-1N was authorized on April 8, 2024, for the continuation of Capital Program Management Consultant (CPMC) Services through December 31, 2028. The budget currently authorized for this assignment is anticipated to cover full-staff CPMC Services through December 31, 2025. Services under this Task Order Assignment from January 1, 2026 through December 31, 2028. Under Task Order Assignment 502A-1N, AECOM continues to provide Capital Program Management Consultant (CPMC) Staff Augmentation Services for delivery of the Commission's Capital Program. AECOM is currently providing four (4) full-time Project Managers to oversee and administer various design and construction projects that are being advanced in the Capital Improvement Program.

CPMC staff will continue to provide support to the Commission in advancing the Capital Program in the following areas: procurement assistance, scheduling and cost control, programming/planning, Project Management, Program Area Management, technical support, design oversight and support, construction oversight and support, and oversight and support of the Job Order Contract (JOC) construction work, all including coordination with multiple Commission departments outside of Engineering.

DELAWARE RIVER JOINT TOLL BRIDGE COMMISSION

January 26, 2026
PROJECT STATUS REPORT

UNDERWATER SUBSTRUCTURE IMPROVEMENTS DESIGN – ALL REGIONS

Design
Contract No. C-782A
(MEM/SJB)

IH Engineers, P.C. of Princeton, New Jersey was awarded this contract and given full notice to proceed with the delivery of the executed agreement on August 18, 2023. In 2021 the Commission performed the 5-year interval underwater inspections of each of its river crossing bridges, to meet National Bridge Inspection Standards (NBIS) requirements. The findings of these inspections identified the need for bridge substructure repair and/or rehabilitation of existing scour remediation measures at bridge substructures below the water level. IH's scope is to prepare a **Substructure Foundation Report (SFR)**, identifying foundation types and assessing vulnerability to scour at each of the Commission's Delaware River crossings. followed by a **Condition Assessment Report (CAR)** recommending any repairs or maintenance required to mitigate potential effects of scour.).

IH's subconsultants GPI and JMT have completed the in-depth field inspections for incorporation into the Condition Assessment Report (CAR). IH has reviewed potential remediation methods to affect the repairs with NJDEP. Based upon NJDEP comments. alternate repair methods are being developed by IH as the CAR continues to be progressed. IH is working on the preliminary design to support the effort to acquire the necessary permits, including input from the peer review by an outside consultant.

IH and the Engineering Department have held 'workshop' meetings to finalize the CAR and its recommendations. A revised Corrective Action Report was resubmitted on September 4, 2025. Based on recommendations prescribed in the CAR, IH is progressing the preliminary design along with addressing Commission review comments.

BRIDGE INSPECTION PLATFORM LAYOUT AND DESIGN TOLL-SUPPORTED BRIDGES

Design
Task Order Assignment No. C-788A-5
(MEM/SJB)

The purpose of this project is to develop detailed temporary rigging access platforms, cabling and attachment details for internal Commission use. Rigging access is needed to inspect and maintain the underside of the Commission's Toll-Supported Bridges. The rigging system shall be designed to be efficiently installed, operated, and maneuvered by Commission staff.

Traffic Planning and Design, Inc (TPD) was provided with Notice to Proceed on September 24, 2024. A kick-off meeting was held on October 6. After field site visits during the October month, a meeting was held with Maintenance, Engineering, TPD and TPD's subconsultant Malick Sherer (MS). A draft report was received on January 20th, 2025 was reviewed by Commission

DELAWARE RIVER JOINT TOLL BRIDGE COMMISSION

January 26, 2026

PROJECT STATUS REPORT

staff. A progress Meeting was held March 20, 2025, during which TPD was asked to take an additional review of the more difficult to access bridges.

BRIDGE MONITOR SHELTER ENHANCEMENTS PROGRAM DEVELOPMENT

Task Order Assignment No. C-771A-1
(WMC/KMS)

French & Parrello Associates, P.A. and their sub-consultant, USA Architects, Planners + Interior Designers are developing a system-wide program to enhance the Commission's inventory of bridge monitor shelters. A draft report was provided and is currently under review by Commission staff.

This project includes the design of a Bridge Monitor Shelter on the New Jersey approach to the Lower Trenton Toll-Supported Bridge. Conceptual layouts of the proposed Shelter include the need to establish construction and property easements with the City of Trenton.

On September 4, 2024, Commission personnel met with City of Trenton personnel to discuss temporary construction and permanent property easements needed for this project. On January 3, 2025, DRJTBC attorneys completed an appraisal for the two City of Trenton properties that are needed for temporary construction and permanent easements for the project. On June 27, 2025, DRJTBC staff and attorneys met with City officials to discuss the project and steps needed to obtain construction and permanent property easements, with the goal of getting City Council resolutions on the agenda for their September 2025 meeting. On August 25, 2025, DRJTBC attorneys sent a draft easement agreement and draft amendment to the City's lease with the State for their review and consideration. Coordination with the City is ongoing. DRJTBC is trying to get comments or a follow-up meeting with the City of Trenton to finalize temporary construction and permanent property easements needed for this project.

ELECTRONIC SURVEILLANCE / DETECTION SYSTEM

NETWORK VIDEO MANAGEMENT SYSTEM (NVMS) INTEGRATOR SERVICES

Contract No. DB-768A
(WMC/KMS)

Dynamic Security, LLC (dba Secuni) continued to provide maintenance services of headend type equipment in support of the Electronic Surveillance / Detection System (ESS) under the direction of the Commission's Public Safety and Bridge Security Department, who operates the system from the Control Centers located at the New Jersey State Police's Regional Operation and Information Center (ROIC) in West Trenton, New Jersey and the New Hope-Lambertville Toll Bridge facility in New Hope, Pennsylvania.

Throughout the reporting period, work efforts focused on developing the implementation plan for the deployment of an Endpoint Detection and Response solution across the ESS.

DELAWARE RIVER JOINT TOLL BRIDGE COMMISSION

January 26, 2026
PROJECT STATUS REPORT

ELECTRONIC TOLL COLLECTION CUSTOMER SERVICE CENTER/VIOLATION PROCESSING CENTER PROJECT Contract No. DB-584A (CAS/KMS)

Conduent continues to develop the **real time digital payment function** at the NJ E-ZPass CSC for toll by plate customers. Conduent revised the terms and conditions that will be displayed on the NJ E-ZPass website, and comments were provided from the NJTA. Conduent has released this functionality into the NJ CSC software, and they are proceeding with testing it through a small group of individuals.

The NJ E-ZPass CSC launched the Amnesty Program in June 2025. NJ MVC legislation was passed and NJTA is working with the MVC on the programs. There are two programs: the Amnesty Program and the Vehicle Registration Suspension Program. The Amnesty Program must run for 180 days, with no lookback timeframe, meaning the program can go back as far as the violator wants to pay. Violation transactions after the start of the program are NOT eligible. The program is open to all violators (from any state), with tolls and fees that are \$500 or more prior to June 2025. The program must offer a 25% reduction of the fees, the program will collect 100% of the toll revenue. When applying payment, 100% of the toll amount will be satisfied first, followed by AET fees and administrative fees. The amount owed must be paid in full of no payment plan. A violator may make arrangements for a payment plan, outside of the Amnesty Program. For the NJ MVC Vehicle Registration Suspension, the transactions criteria include all NJ E-ZPass agency violations, unpaid tolls, administration fees and AET fees totaling \$500 or more; or 60 or more violations with at least one having occurred after January 2024 (legislation date).

At the Commissioners November 24th meeting new toll rates were approved in support of the proposed Capital Program update, effective January 1, 2026. Conduent provided test results for the toll rate adjustments, and they were reviewed by Commission staff and HNTB prior to going live. Conduent implemented the toll rate adjustments and then complete controlled runs of transaction processing post January 1, 2026.

The NJTA, as the lead agency, is facilitating all meetings with the other agencies and Conduent to manage the implementation of outstanding system elements for the New Jersey E-ZPass Customer Service Center.

ELECTRONIC TOLL COLLECTION SYSTEM REPLACEMENT Design, Build and Maintain Contract No. DB-540A (CAS/KMS)

Lane equipment cleaning is a constant activity during this time of year. Firmware upgrades are continuing on all UPS units. In addition, UPS units are affected by the extreme cold and battery conditions are being checked. Also, all lane cameras are being checked for image clarity.

DELAWARE RIVER JOINT TOLL BRIDGE COMMISSION

**January 26, 2026
PROJECT STATUS REPORT**

At the Commissioners November 24th meeting new toll rates were approved in support of the proposed Capital Program update, effective January 1, 2026. TransCore was notified of the 2026 toll rates and staged the new toll rates within the toll system for go-live. Commission staff will review transactions reports on January 2, 2026 to confirm that the proper toll rates are being charged for the transactions and if acceptable, release of the transaction files to the NJ CSC will be completed.

Commission Staff and TransCore meet monthly to review and discuss system operational and maintenance items. A weekly call also takes place to briefly review system maintenance items for the week.

**JOB ORDER CONTRACTING SERVICES
JOB ORDER CONTRACTING PROGRAM MANAGER
Contract No. C-727A
(WMC/KMS)**

The Gordian Group continued to provide program management services in support of the Commission’s Job Order Contracting Program involving development of price proposals within the information management software as well as the construction management services in support of each individual job order.

Additional work involved the continuation of updates to the front-end bid documents as well as the Construction Task Catalog and supplementary Technical Specifications to be used to procure contractors to provide job order contracting type construction services.

**JOB ORDER CONTRACTING SERVICES
FOR BRIDGE, HIGHWAY, AND CIVIL WORK – NORTH REGION
Contract No. T/TS-784A
(WMC/KMS)**

Representatives from Mount Construction Company participated in a training session on June 28, 2023 involving the JOC Information Management Software, using the Construction Task Catalog and the understanding the Job Order Development Process.

Notice-to-Proceed was issued effective July 1, 2023.

**JOB ORDER CONTRACTING SERVICES
FOR BRIDGE, HIGHWAY, AND CIVIL WORK – SOUTH REGION
Contract No. T/TS-785A
(WMC/KMS)**

Representatives from Mount Construction Company participated in a training session on June 28, 2023 involving the JOC Information Management Software, using the Construction Task Catalog and the understanding the Job Order Development Process.

DELAWARE RIVER JOINT TOLL BRIDGE COMMISSION

**January 26, 2026
PROJECT STATUS REPORT**

Notice-to-Proceed was issued effective July 1, 2023.

**JOB ORDER CONTRACTING SERVICES
FOR BUILDING AND FACILITY WORK – NORTH REGION
Contract No. T/TS-786A
(WMC/KMS)**

Representatives from Mount Construction Company participated in a training session on June 28, 2023 involving the JOC Information Management Software, using the Construction Task Catalog and the understanding the Job Order Development Process.

Notice-to-Proceed was issued effective July 1, 2023.

**JOB ORDER CONTRACTING SERVICES
FOR BUILDING AND FACILITY WORK – SOUTH REGION
Contract No. T/TS-787A
(WMC/KMS)**

Representatives from A.P. Construction participated in a training session on June 28, 2023 involving the JOC Information Management Software, using the Construction Task Catalog and the understanding the Job Order Development Process.

Notice-to-Proceed was issued effective July 1, 2023.

**GENERAL ENGINEERING CONSULTANT
2023-2026 Annual Inspections
Contract No. C-757A
(HMS/MEM)**

As the Commission’s General Engineering Consultant (GEC), Pickering, Corts & Summerson (PCS) provided Annual Inspection Services for Toll Bridges in 2021 and 2023, and Toll-Supported bridges in 2022 and 2024. A modification to the GEC contract in November of 2024 provided PCS a second and last extension for the 2025-2026 cycle inspections.

Toll Bridges and Facilities were inspected April through August of 2025. Facilities and grounds at all Toll Bridges and the Langhorne Maintenance Yard have been inspected. Field inspections for the Toll Bridges are complete. Interim Inspections for the Load-Posted Toll-Supported Bridges began in the 2nd week of April of 2025 and are complete. Toll-Supported Bridges and Facilities Annual Regular Inspections will take place in 2026. PCS is updating the 2025 Inspection Report and Field Notes as well as the Maintenance Report. PCS has submitted final versions of the 2025 Inspection Report, Field Notes, and the Maintenance Report for the Commissioner’s acceptance at the January 26, 2026 Meeting.

DELAWARE RIVER JOINT TOLL BRIDGE COMMISSION

**January 26, 2026
PROJECT STATUS REPORT**

TOLL PLAZA RESTRIPING

Design

Task Order Assignment No. C-760A-6
(JRB/SJB)

Under this Task Order Assignment (TOA) the Consultant, Remington & Vernick Engineers (RVE), is providing professional consulting services to review, analyze, provide alternatives, and prepare construction plans for revised toll plaza and approach restriping at the seven (7) traditional toll plazas.

Plans for Interstate 78 and Trenton – Morrisville were completed as part of the T-766A I-78 I-NJ Roadway Rehabilitation and Power & Communication Infrastructure Improvements project and the of T-746A Trenton – Morrisville Toll Bridge Roadway Paving and Deck Sealing Improvements project, respectively.

Due to timing of the upcoming accelerated AET conversion projects, the Commission will incorporate the new toll plaza striping with additional full facility restriping at the Easton – Phillipsburg, Portland – Columbia, and Delaware Water Gap Toll Bridges as they were last striped in 2015, 2015, and 2021, respectively.

TRAFFIC ENGINEERING CONSULTANT

2021–2022/ 2023-2024 Annual Reports

Task Order Assignment No. C-761A
(CAS/ KMS)

Commission Staff continued the 2025 Traffic Engineering Report preparation with Pennoni Engineers. 2025 traffic data from the Commission’s Toll Bridges and Toll Supported Bridges was provided to Pennoni Engineers.

TRAFFIC COUNT PROGRAM UPGRADE

Contract No. DR-550A

(JRB/CAS)

A Purchase Order was issued to Signal Service, Inc. of West Chester, PA (SS) for new overhead traffic counters radar units and support materials in April 2023. SS is a member of the Pennsylvania Department of General Services COSTARS Program.

Commission staff and Signal Service continue to monitor and reconfigure or recalibrate the sensors at many bridges when needed. There are a few bridges that are problematic, including Uhlerstown – Frenchtown, Upper Black Eddy – Milford, and Riverton – Belvidere where narrow approach roadways coupled with steel guiderail has caused issues with radar counts.

DELAWARE RIVER JOINT TOLL BRIDGE COMMISSION

January 26, 2026

PROJECT STATUS REPORT

2025 Fourth Quarter maintenance was performed on November 19th at Center Bridge – Stockton, Upper Black Eddy – Milford, and Riegelsville Toll-Supported Bridges and on November 20th at Trenton – Morrisville TB, Scudder Falls TB, and Washington Crossing TSB.

Fourth Quarter maintenance was completed at the remaining seven (7) sites on December 9th, 10th, & 11th. Maintenance was not completed at Uhlerstown – Frenchtown and New Hope – Lambertville Toll Bridge because the traffic counters are inoperable due to ongoing construction. Maintenance work for 2025 has been completed.

Engineering and SS will continue monitoring any issues with the sensors at other Toll-Supported Bridges where geometry and roadway appurtenances cause problems.

ELECTRONIC TOLL COLLECTION / TOLLING TASK ORDER CONSULTANT SOFT AET PROGRAM MANAGEMENT AND ROADWAY SIGN DESIGN

Task Order Assignment No. C-770A-3
(CAS/ KMS)

The RK&K team is providing program management services for the transition to All Electronic Tolling (AET) under this task order assignment. The team reviewed several revised chapters of the System Detailed Design Document, and these chapters were finalized by TransCore. Additionally, the RK&K team has coordinated activity by TransCore for the New Hope – Lambertville Toll Bridge All Electronic Tolling project. Further, the RK&K team participated with Commission Staff and TransCore on project status meetings.

RK&K prepared and submitted the final invoice for this Task Order Assignment and the invoice was processed. Commission staff prepared a Task Order Assignment closeout modification, and it was executed. This task order assignment is now closed.

AET SYSTEM SUPPORT SERVICES

Task Order Assignment No. C-770A-5
(CAS/ KMS)

Under this Task Order Assignment, the RK&K team is providing support services for transition of the Commission's seven (7) toll plazas from AET In Place to full AET configurations, convert the Scudder Falls Toll Bridge to the new toll system, and implement a new electronic toll collection system. Anticipated services include working with Commission staff, its in-lane toll system provider (TransCore) and E-ZPass Customer Service Center vendor (Conduent) to transition the Commission's existing toll operation to a new All Electronic Tolling system at each new toll gantry. This task will also include managing the coordination between Transcore and various civil design/construction teams, review of TransCore design and test documents, oversight of system testing, and post conversion transaction monitoring.

DELAWARE RIVER JOINT TOLL BRIDGE COMMISSION

January 26, 2026 PROJECT STATUS REPORT

The RK&K team participated in a meeting between the T-M Toll Bridge AET design team and TransCore to review and discussed the proposed AET gantry location and toll system equipment cabinet. The meeting also addressed the infrastructure needed to support the in-lane All Electronic Tolling system.

The RK&K team also participated in meetings with the NH-L Toll Bridge AET construction team and TransCore to coordinate the installation and testing of the in-lane All Electronic Tolling system at this location.

IN-LANE ALL ELECTRONIC TOLL COLLECTION SYSTEM DESIGN, BUILD & MAINTAIN

Contract No. DB-792A
(CAS/ KMS)

Commission Staff, TransCore and the RK&K team participated in bi-weekly project status meetings. TransCore submitted the updated schedule that addressed previously provided review comments. The revised schedule was reviewed by RK&K and comments were shared with TransCore. TransCore submitted several revised chapters of the system Detailed Design Document. RK&K reviewed the documents to confirm that our comments were addressed, and the documents were finalized by TransCore. TransCore submitted the revised design drawings, and they were reviewed by RK&K, Commission staff and the NH-L Toll Bridge AET construction management team. Comments were provided to TransCore.

TransCore staff continue to meet with the New Hope – Lambertville Toll Bridge AET Conversion construction team to discuss the construction progress and to coordinate the all-electronic-tolling equipment installation and testing schedules. TransCore submitted the revised Master Test Plan that addressed previously provided review comments. The RK&K team reviewed the document to confirm that the comments were addressed and found it acceptable.

TransCore continues to install the toll host servers at two separate Equinix locations. Lane equipment for the New Hope – Lambertville Toll Bridge AET system continues to be received and staged at TransCore’s Houston location. TransCore is preparing for the in-lane AET system installation at the NH-L Toll Bridge that will begin on January 9, 2026.

TransCore facilitated a follow-up meeting with Conduent to coordinate connectivity testing between the new in-lane toll system and the NJ Customer Service Center.

TransCore attended a meeting with Atkins Réalis to review the proposed AET gantry location and the toll system equipment cabinet location at the T-M Toll Bridge. TransCore found both acceptable.

DELAWARE RIVER JOINT TOLL BRIDGE COMMISSION

**January 26, 2026
PROJECT STATUS REPORT**

NEW JERSEY E-ZPASS SERVICES

**Contract No. DB-791A
(CAS/ KMS)**

For the Customer Service Center Services for the New Jersey E-ZPass Group (Category A), the New Jersey Turnpike Authority (NJTA) awarded the agreements at their Board Meeting. The NJTA issued their findings from the procurement challenge, concluding that the NJTA properly determined TransCore to be the most qualified responsible proposer. Accordingly, the hearing officer recommended that the award to TransCore should be sustained and the protest of Conduent be dismissed. Contract documents were provided from the NJTA for Category A Customer Service Center Services for the New Jersey E-ZPass Group and for Category B for License Plate Review Services for the New Jersey E-ZPass Group. The documents were provided to Commission counsel for review prior to execution.

As TransCore submits various documents, they are being reviewed by the implementation team that includes North Highland and HNTB under contract with the New Jersey Turnpike Authority. Commission Staff are participating on their assigned implementation team meetings as needed. Meetings were held to review the business rules, the AET accounts/toll bills and the system architecture. Additionally, TransCore facilitated an initial meeting with Conduent, the current NJ CSC vendor, to discuss data migration.

The New Jersey Turnpike Authority issued a Request for Proposals for Category D Merchant Services. Proposals were received and review by the technical evaluation committee is underway. The procurement was challenged and a new procurement for these services will be completed by the NJTA in the near future.

NON-DESTRUCTIVE BRIDGE PIN TESTING PROGRAM

Deterioration (corrosion) of a structural pin was found at the New Hope-Lambertville Toll-Supported bridge, during the bridge blast cleaning and painting stage of the 2024-2025 rehabilitation of the bridge. Replacement of the deteriorated pin took place, which prompted the non-destructive ultrasonic testing of the remaining 209 pins on the bridge. All results were positive.

As a result of the findings of a structural pin deterioration on the New Hope - Lambertville Toll-Supported bridge, the Commission decided to perform testing on all the structural pins in its bridge system.

DELAWARE RIVER JOINT TOLL BRIDGE COMMISSION

January 26, 2026
PROJECT STATUS REPORT

SOUTHERN REGION BRIDGES

Design/Testing
Contract No. C-813A
(MEM/SJB)

At the Commissions November 24, 2025 the Commission awarded his contract to Pennoni Associates (PA) of King of Prussia, PA for the not-to-exceed amount of \$1,080,103.19. This contract will test the structural pins at the following locations:

- New Hope – Lambertville Toll Bridge (US 202) (approximately 16 hanger assembly pins)
- Calhoun Street Toll-Supported Bridge (Wrought Iron - approximately 252 truss pins)
- Lumberville-Raven Rock Pedestrian Bridge (approximately 8 anchorage pins)

A kickoff meeting was held with PA on December 15, 2025. PA has initiated the preparation of the agreement documents and project schedule for submittal to the Commission.

CENTRAL REGION BRIDGES

Design/Testing
Contract No. C-813B
(MEM/SJB)

At the Commissions November 24, 2025 the Commission awarded his contract to Modjeski and Masters (MM) of Mechanicsburg, Pennsylvania for a not-to-exceed amount of \$850,174.94. This contract will test the structural pins at the following locations:

- Northampton Street Toll-Supported Bridge (approximately 98 truss pins)
- Easton-Phillipsburg Toll Bridge (US 22) (approximately 74 truss pins)
- Riegelsville Toll-Supported Bridge (approx. 8 suspension cable pins, 162 suspension rod pins)

MM initiated the preparation of the agreement documents for submittal to the Commission.

DELAWARE RIVER JOINT TOLL BRIDGE COMMISSION

Meeting of January 26, 2026

OPERATIONS

The following Pages reflect the reports on those items assigned to the Operations Department. Each item is reported separately and page numbered accordingly.

DELAWARE RIVER JOINT TOLL BRIDGE COMMISSION

Meeting of January 26, 2026

**OPERATIONS INDEX
FOR
PUBLIC SAFETY & BRIDGE SECURITY**

SUBJECT	DESCRIPTION	PAGE NUMBER
Public Safety & Bridge Security	Status Reports Month of December 2025	1-21

DELAWARE RIVER JOINT TOLL BRIDGE COMMISSION
Meeting of January 26, 2026

PUBLIC SAFETY AND BRIDGE SECURITY
Month of December 2025

The following items represent meetings, communications, tasks, and projects involving the Public Safety and Bridge Security Department (PSBS) during the month of November 2025:

Access Control System

- Due to weather related events and power failures various access control systems at a few bridge facilities went offline and were restored.
- The ESS Maintenance staff continued upgrading components of the Commission's access control system and adjusting doors to ensure the security of Commission facilities.
- The Access Control System (ACS) database was audited, and pictures were updated for employees' and contractor cards.
- Various employee ACS rights were updated and changed at the supervisors' request.
- Various door alarms and ACS issues were investigated and addressed.
- The temporary badges for the New Hope-Lambertville AET conversion project are still active.

Computer Aided Dispatch

- On Friday, December 26, 2025, the Computer Aided Dispatch (CAD) software went down after a power failure was incurred at the New Hope Toll Bridge facility. Control Center personnel, IT and Motorola worked to restore the issue by days end.
- Testing and updating CAD reports and records continues to make the reporting more efficient and streamlined.

DELAWARE RIVER JOINT TOLL BRIDGE COMMISSION
Meeting of January 26, 2026

PUBLIC SAFETY AND BRIDGE SECURITY
Month of December 2025

Control Center

- PSBS Control Center (CC) continues to operate 24/7, detects, documents, and assists the regional bridges with various emergencies, traffic, and security-related incidents.
- Control Center personnel worked with Human Resources (HR) on various internal investigations.
- Control Center personnel worked with several police departments and DRJTBC personnel on various inquiries and investigations. As a result, the Control Center investigated 40 video requests.
- During the month the Control Center tracked and reported on 8 storm operations.
- The Control Center reviewed and purged the ESS video storage database that contains copies of videos requested by DRJTBC personnel and outside agencies.

Bridge Security

- PSBS continued to arrange various Pennsylvania State Police (PSP) enforcement details and safety checks at Commission bridges. These details have resulted in various summonses and warnings being issued for motor vehicle violations, overweight violations and trucks being placed out of service for safety violations.
- Numerous State Police traffic details were arranged for Maintenance for lane closures and traffic safety.
- PSBS personnel assisted local and state law enforcement by providing traffic control for the Washington Crossing Reenactment on the practice day of December 14 and the actual crossing event on December 25, 2025.
- Both Toll and Bridge Security patrols continue to respond and handle various roadway, bridge and traffic incidents, accidents, and motorist aids, etc. on DRJTBC property
- PSBS completed the monthly NJSP and PSP billing processing.
- PSBS provided security details for the DRJTBC monthly Committee and Commission meetings.

DELAWARE RIVER JOINT TOLL BRIDGE COMMISSION
Meeting of January 26, 2026

PUBLIC SAFETY AND BRIDGE SECURITY
Month of December 2025

Toll Operations

- Toll personnel continue to work with Engineering with the development of the new AET systems for the various toll bridges and attending the NHL AET progress meetings.
- Personnel assisted with the coordination of cross-training Toll officers with Bridge Security Patrols.
- Attended weekly and monthly TransCore meetings to ensure the operation and maintenance of the toll collection system.
- Coordinated lane closures for TransCore when needed for system updates and repairs.
- Worked with McDonald Uniforms to acquire the new PSBS uniforms.
- Continue to monitor the flow of traffic at the various toll bridges to ensure safe and efficient travel.

Electronic Security Surveillance (ESS) Maintenance:

- Responded to and closed 77 Maximo work orders for the Commission's ESS and radio systems.
- Staff pulled fiber for the New Hope Lambertville rehab project's new IT room.
- Added new access control doors at New Hope Lambertville and Scudder Falls.
- Completed full workstation preventive maintenance (PM's) Commission wide.
- Upgraded analog camera RF01 at the Delaware Water Gap with a new LP camera.
- Supported Engineering and Signal Service with traffic counting PM's.
- Continued work with Engineering on a preliminary design for the Trenton-Morrisville fiber and camera upgrade project.
- Continued to fine tune the I-78 cameras recently installed.
- Continued working with Engineering to construct the Southern Operations & Maintenance Facilities – Trenton-Morrisville Control Center Project.

DELAWARE RIVER JOINT TOLL BRIDGE COMMISSION
Meeting of January 26, 2026

PUBLIC SAFETY AND BRIDGE SECURITY
Month of December 2025

- The ESS Maintenance staff continued to work with the Regions and IT to update the Maximo radio inventory database.

Miscellaneous Items

- PSBS personnel worked with the Training and Employee Safety Department to administer the PSBS on-boarding process and the annual in-service.
- Public Safety and Bridge Security (PSBS), along with Training and Employee Safety, conducted various practical training exercises throughout all three Regions.
- New trainees at the Control Center, Toll and Toll-Supported Bridges continue to progress toward their respective squads.
- PSBS Staff conducted and participated in interviews for vacant Toll-Supported Bridge Monitor positions, Control Center position and promotions.
- PSBS attended and participated in the DRJTBC Monthly WPSC meeting.

December 2025 NJSP/PSP DRJTBC Combined Stats

Bridges	N/R Accidents		Reportable Accidents		Motorist Assists		Other	
	NJ	PA	NJ	PA	NJ	PA	NJ	PA
Milford-Montague Toll Bridge (R0440)	0	0	0	0	0	0	0	2
Delaware Water Gap Toll Bridge (N0641)	0	1	2	1	0	0	0	4
Portland-Columbia Pedestrian TSB (M0642)	0	0	0	0	0	0	0	0
Portland-Columbia Toll Bridge (M0643)	0	0	0	0	0	0	0	0
Riverton-Belvidere Toll Supported Bridge (M0644)	0	0	0	0	0	0	0	2
Easton-Phillipsburg Toll Bridge (M0645)	0	0	1	0	0	0	0	2
Northampton St TSB (M0646)	0	0	0	0	0	0	0	1
I-78 Toll Bridge (M0646)	0	4	2	3	0	4	0	33
Riegelsville Toll Supported Bridge (M0248)	0	1	0	0	1	0	0	0
Upper BlackEddyMilford Toll Supported (M0249)	0	0	0	0	0	0	0	0
Uhlertown Frenchtown TSB (M0250)	0	0	0	0	0	1	0	0
Lumberville Raven Rock TSB Ped. (M0251)	0	0	0	0	0	0	0	0
Centre Bridge Stockton TSB (M0252)	0	0	0	0	0	0	0	0
New Hope Lambertville Toll (M0253)	0	0	0	0	0	0	0	4
New Hope Lambertville TSB (M0254)	0	0	1	0	0	0	0	4
Washington Crossing TSB (M0355)	0	0	2	0	0	0	0	0
Scudder Falls Toll (M0356)	0	0	0	1	0	0	0	1
Calhoun St TSB (M0357)	0	0	0	0	0	0	0	1
Lower Trenton TSB (M0358)	0	2	1	0	0	0	0	8
Morrisville Trenton Toll (M0359)	0	1	1	0	0	0	0	3

	Citations	Warnings	Security Checks
New Jersey State Police	49	50	621
Pennsylvania State Police	127	189	742

PCAD Call Summary Report

This report details listed CAD calls for service for DRJTBC bridges for the month of November 2025.

	Motor Vehicle Stop	Motorist Aid	Mv-Accident	Property Check
BELVIDERE BRIDGE-WAR B150	2	0	0	0
LAMBERTVILLE BRIDGE-HUN C040	9	0	1	0
LAMBERTVILLE TOLL BRIDGE-HUN C040	1	0	0	0
LOWER TRENTON BRIDGE-MER C060	0	0	1	0
MILFORD BRIDGE-HUN C040	1	0	0	0
MONTAGUE TOLL BRIDGE-SUS B050	2	0	0	3
MORRISVILLE-TRENTON TOLL-MER C060	0	0	1	1
PHILLIPSBURG TOLL BRIDGE-WAR B110	2	0	1	0
PHILLIPSBURG TOLL BRIDGE-WAR B150	15	0	2	0
RIEGELSVILLE BRIDGE-HUN C040	0	1	0	0
WASHINGTON CROSSING-MER C060	1	0	2	0
Total	33	1	8	4

PCAD Summons Summary Report

This report details PCAD Summonses and Warnings for DRJTBC bridges for the month of November 2025

	Summons	Warning	Total
BELVIDERE BRIDGE-WAR B150	0	1	1
LAMBERTVILLE BRIDGE-HUN C040	3	0	3
LAMBERTVILLE TOLL BRIDGE-HUN C040	1	0	1
MILFORD BRIDGE-HUN C040	1	0	1
MONTAGUE TOLL BRIDGE-SUS B050	1	1	2
PHILLIPSBURG TOLL BRIDGE-WAR B110	0	2	2
PHILLIPSBURG TOLL BRIDGE-WAR B150	5	4	9
STOCKTON BRIDGE-HUN C040	1	0	1
WASHINGTON CROSSING-MER C060	1	0	1
Total	13	8	21

**e-Daily Time and Items Activity
Summary Report**

This report details eDaily entries for DRJTBC Summonses and Warnings for B020, B110, B150, C040, and C060 between November 1st, 2025 and November 30th, 2025.

		11/2025
B150	DRJTBC Summonses	32
	DRJTBC Warnings	42
	Total	74
C040	DRJTBC Summonses	4
	Total	4

PSP DRJTBC ACTIVITY REPORT FOR: November 2025

Relative to DRJTBC property, members of PSP investigated a total of **fourteen (14)** collisions during the month of **November 2025**. Of these collisions, **nine (9)** were non-reportable crashes and there were **five (5)** reportable crashes. A total of **742** Domestic Security Checks were conducted by PSP on the twenty (20) bridges owned by the DRJTBC.

SUMMARY TRAFFIC ENFORCEMENT:

TRAFFIC CITATIONS: 127
WRITTEN WARNINGS: 189

*MCSAP traffic citations and warnings are included in the above totals.

MCSAP ENFORCEMENT:

MCSAP INSPECTIONS: 59
TRAFFIC CITATIONS (Involving CMVs): 73
WRITTEN WARNINGS: 132

INCIDENTS:

Motor Carrier Safety	59
Traffic Violation – Other	11
Disabled Motorist	4
DUI	0
Theft / Theft – Fraud/Forgery	0
Escort – Super Load – Oversize	0
Traffic Violation – Flee/Elude	0
Road Hazard – Animal – Debris	1
Request Assist – Other Agency/Local PD/Etc.	0
Refer to Other Agency/PD	2

Significant Events:

PA 2025-1407773 Criminal Mischief

On 11/16/2025, Pennsylvania State Police - Troop M - Trevoise responded to the Lower Trenton Toll Supported Bridge, Morrisville Borough, Bucks County, for the report of a Criminal Mischief. On 11/16/2025, a DRJTBC employee discovered graffiti on the underpass, owned by the DRJTBC. It was unclear how long the graffiti had been there and no CCTV cameras recorded the incident. Trooper Igor KARLOV investigating.

PA 2025-1431228 Criminal Mischief

On 11/21/2025, the Pennsylvania State Police - Troop R - Blooming Grove responded to the Milford – Montague (US-206) Toll Bridge, Dingman Township, Pike County, for the report of a Criminal Mischief. On 11/20/25 at approximately 1920 hours, an unknown suspect was captured on CCTV footage spray painting unknown graffiti under the bridge onto one of the bridge support pillars. The

suspect was seen entering/exiting from the area from Milford Beach trail area.
Trooper Ryan JOYCE investigating.

Commercial Vehicle Enforcement details were held at the Interstate 78 Toll Bridge and the Trenton - Morrisville (US-1) Toll Bridge. 46 inspections were conducted which resulted in the issuance of 44 traffic citations and 130 warnings/other violations being documented. 11 operators and 7 vehicles were placed Out of Service (OOS).

Future enforcement details will continue to be conducted on the Trenton-Morrisville (US 1) Toll Bridge, the I-78 Toll Bridge, and other DRJTBC Bridges, as necessary.

December 2025 Overweight Crossings-Central Region

12/31/2025

Bridge	Total Turnarounds	Total Overweights	Total Manned	Total Unmanned	NJSP Response	Summons Issued	Warnings Issued	PSP Response	Citations Issued	Warnings Issued2	Local Police Response	No Response
Riverton-Belvidere	199	1	0	1	1	1	0	0	0	0	0	0
Northampton St.	559	4	4	0	3	1	2	1	1	0	0	0
Riegelsville	262	0	0	0	0	0	0	0	0	0	0	0
Uherstown - Frenchtown	187	0	0	0	0	0	0	0	0	0	0	0
December Totals	1207	5	4	1	4	2	2	1	1	0	0	0
Bridge	Total Turnarounds	Total Overweights	Total Manned	Total Unmanned	NJSP Response	Summons Issued	Warnings Issued	PSP Response	Citations Issued	Warnings Issued	Local Police Response	No Response
Riverton-Belvidere	2052	26	7	18	17	6	11	6	4	2	0	3
Northampton St.	8333	46	46	0	24	7	16	15	9	6	0	7
Riegelsville	3141	4	4	0	3	0	3	1	0	1	0	0
Uherstown - Frenchtown	867	13	3	10	13	5	8	0	0	0	0	0
	0	0	0	0	0	0	0	0	0	0	0	0
Year to Date Totals	14393	89	60	28	57	18	38	22	13	9	0	10

December 2025 Overweight Crossings-Southern Region

12/31/2025

Bridge	Total Turnarounds	Total Overweights	Total Manned	Total Unmanned	NJSP Response	Summons Issued	Warnings Issued	PSP Response	Citations Issued	Warnings Issued2	Local Police Response	No Response
Lower Trenton	197	9	0	9	0	0	0	9	1	8	0	0
Calhoun Street	146	1	1	0	0	0	0	1	0	1	0	0
Washington Crossing	136	3	2	1	1	0	1	1	1	0	0	1
New Hope	152	2	2	0	0	0	0	2	2	0	0	0
Lambertville	131	2	1	1	1	1	0	0	0	0	0	1
Centre Bridge												
Stockton												
December Totals	762	17	6	11	2	1	1	13	4	9	0	2

Bridge	Total Turnarounds	Total Overweights	Total Manned	Total Unmanned	NJSP Response	Summons Issued	Warnings Issued	PSP Response	Citations Issued	Warnings Issued	Local Police Response	No Response
Lower Trenton	2987	167	6	161	6	2	4	154	45	109	0	7
Calhoun Street	1457	17	17	0	6	4	2	9	1	8	0	2
Washington Crossing	1943	18	6	12	12	11	1	5	1	4	0	1
New Hope	2245	20	20	0	7	6	1	11	2	9	0	2
Lambertville	1238	29	3	26	26	17	9	2	1	1	0	1
Centre Bridge												
Stockton												
Year to Date Totals	9870	251	52	199	57	40	17	181	50	131	0	13

2025 Overweight Turnaround/Overweight Crossing Report YTD

2025 Overweight Turnaround/Overweight Crossing Report YTD													Totals
Belvidere	January	February	March	April	May	June	July	August	September	October	November	December	Year to date totals
Turnarounds	171	133	107	164	176	210	146	184	208	178	176	199	2052
NJ Side	151	114	91	150	141	168	126	162	177	165	155	174	1774
PA Side	20	19	16	10	35	42	20	22	31	13	21	25	274
Overweight Crossings	1	2	2	0	1	2	4	4	3	3	3	1	26
Northampton Street	January	February	March	April	May	June	July	August	September	October	November	December	Year to date totals
Turnarounds	672	527	574	662	728	817	806	806	832	710	640	559	8333
NJ Side	636	500	545	629	667	751	748	746	761	647	587	509	7726
PA Side	36	27	29	33	61	66	58	60	71	63	53	50	607
Overweight Crossings	0	5	2	7	6	7	4	3	5	3	0	4	46
Riegelsville	January	February	March	April	May	June	July	August	September	October	November	December	Year to date totals
Turnarounds	162	136	190	306	354	299	286	312	324	289	221	262	3141
NJ Side	116	109	148	234	243	212	212	230	261	213	152	173	2303
PA Side	46	27	42	72	111	87	74	82	63	76	69	89	838
Overweight Crossings	0	0	1	0	0	0	0	1	2	0	0	0	4
Frenchtown	January	February	March	April	May	June	July	August	September	October	November	December	Year to date totals
Turnarounds	121	151	34	33	31	27	22	34	38	22	167	187	867
NJ Side	118	141	6	33	1	1	4	4	0	18	152	162	640
PA Side	3	10	28	0	30	26	18	30	38	4	15	25	227
Overweight Crossings	2	2	0	0	0	2	1	0	1	5	0	0	13
Centre Bridge Stockton	January	February	March	April	May	June	July	August	September	October	November	December	Year to date totals
Turnarounds	66	95	84	49	114	112	125	135	125	118	84	131	1238
NJ Side	59	89	80	39	99	85	113	122	118	112	66	99	1081
PA Side	7	6	4	10	15	27	12	13	7	6	18	32	157
Overweight Crossings	4	0	2	5	8	4	2	0	0	1	1	2	29
New Hope Lambertville	January	February	March	April	May	June	July	August	September	October	November	December	Year to date totals
Turnarounds	192	188	140	136	216	212	201	233	185	202	188	152	2245
NJ Side	188	180	136	97	201	180	154	219	173	160	145	114	1947
PA Side	4	8	4	39	15	32	47	14	12	42	43	38	298

Belvidere	January	February	March	April	May	June	July	August	September	October	November	December	Year to date totals
Overweight Crossings	0	1	0	1	1	2	2	0	1	4	6	2	20
Washington Crossing	January	February	March	April	May	June	July	August	September	October	November	December	Year to date totals
Turnarounds	113	115	131	121	215	225	188	156	144	213	186	136	1943
NJ Side	110	93	106	110	198	190	172	147	140	206	169	131	1772
PA Side	3	22	25	11	17	35	16	9	4	7	17	5	171
Overweight Crossings	3	2	2	0	1	1	1	0	1	3	1	3	18
Calhoun Street	January	February	March	April	May	June	July	August	September	October	November	December	Year to date totals
Turnarounds	66	129	113	69	137	140	176	140	73	136	132	146	1457
NJ Side	51	101	91	55	121	125	139	123	66	107	93	77	1149
PA Side	15	28	22	14	16	15	37	17	7	29	39	69	308
Overweight Crossings	4	0	1	2	0	0	3	4	1	1	0	1	17
Lower Trenton	January	February	March	April	May	June	July	August	September	October	November	December	Year to date totals
Turnarounds	37	228	285	96	269	389	310	394	269	344	249	197	3067
NJ Side	37	214	275	90	261	370	297	370	260	331	236	186	2927
PA Side	0	14	10	6	8	19	13	24	9	13	13	11	140
Overweight Crossings	0	9	10	19	32	17	23	13	17	7	11	9	167

2025 Supervisor Report YTD

Totals

Belvidere	January	February	March	April	May	June	July	August	September	October	November	December	Year to date totals
Bridge Checks	63	60	47	34	45	42	67	94	56	105	83	122	818
Code 100	0	0	0	0	0	0	0	0	0	0	0	0	0
DMV	0	0	0	0	0	0	0	0	0	0	0	0	0
Medical Emergency	0	1	0	0	0	0	0	0	0	0	0	0	1
MVA	0	0	0	0	1	0	1	0	1	0	1	0	4
Overweight Crossings	1	2	2	0	1	2	4	4	3	3	3	1	26
Northampton Street	January	February	March	April	May	June	July	August	September	October	November	December	Year to date totals
Bridge Checks	170	121	138	96	129	96	161	199	142	212	148	201	1813
Code 100	0	0	0	1	1	1	0	1	0	0	0	0	4
DMV	0	0	0	0	0	0	0	0	1	1	0	0	2
Medical Emergency	2	0	0	0	0	1	0	0	0	0	2	2	7
MVA	2	0	0	0	1	1	1	4	0	0	2	1	12
Overweight Crossings	0	5	2	7	6	7	4	3	5	3	0	4	46
Riegelsville	January	February	March	April	May	June	July	August	September	October	November	December	Year to date totals
Bridge Checks	124	60	106	75	102	69	141	168	120	165	116	166	1412
Code 100	0	0	0	0	0	0	0	0	0	0	0	0	0
DMV	0	0	0	0	0	0	1	0	0	0	0	0	1
Medical Emergency	0	1	0	0	0	1	1	0	0	0	0	0	3
MVA	1	0	0	0	0	0	1	2	0	0	1	0	5
Overweight Crossings	0	2	1	0	0	0	0	1	2	0	0	0	6
UBE	January	February	March	April	May	June	July	August	September	October	November	December	Year to date totals
Bridge Checks	53	59	44	37	46	43	71	96	53	102	71	86	761
Code 100	0	0	0	0	0	0	0	0	0	0	0	0	0
DMV	0	0	0	0	0	0	0	0	0	0	0	0	0
Medical Emergency	0	0	0	0	0	0	0	0	0	0	0	0	0
MVA	0	0	0	0	0	0	0	0	0	0	0	0	0
Overweight Crossings	0	0	0	0	0	0	0	0	0	0	0	0	0
Frenchtown	January	February	March	April	May	June	July	August	September	October	November	December	Year to date totals

Belvidere	January	February	March	April	May	June	July	August	September	October	November	December	Year to date totals
Bridge Checks	49	59	43	33	50	45	80	109	66	112	85	90	821
Code 100	0	0	0	0	0	0	0	0	0	0	0	0	0
DMV	0	0	0	0	0	0	0	0	0	0	1	0	1
Medical Emergency	0	0	0	0	0	0	0	0	0	0	0	0	0
MVA	1	0	0	0	0	0	0	0	0	0	2	1	4
Overweight Crossings	2	2	0	0	0	2	1	0	1	5	0	0	13
LVRR Pedestrian	January	February	March	April	May	June	July	August	September	October	November	December	Year to date totals
Bridge Checks	21	48	44	40	61	23	42	53	55	62	39	26	514
Code 100	0	0	0	0	0	0	0	0	0	0	0	0	0
Medical Emergency	0	0	0	0	0	0	0	0	0	0	0	0	0
Centre Bridge Stockton	January	February	March	April	May	June	July	August	September	October	November	December	Year to date totals
Bridge Checks	77	72	71	89	104	53	88	99	103	100	68	40	964
Code 100	0	0	0	0	0	0	0	0	0	0	0	0	0
DMV	0	0	0	0	0	0	0	0	0	0	0	0	0
Medical Emergency	0	0	0	0	0	0	0	0	0	0	0	0	0
MVA	0	0	0	0	1	0	0	1	0	0	0	0	2
Overweight Crossings	4	0	2	5	0	4	2	0	0	1	1	2	21
New Hope Lambertville	January	February	March	April	May	June	July	August	September	October	November	December	Year to date totals
Bridge Checks	76	94	81	103	119	61	91	109	123	133	82	46	1118
Code 100	0	0	0	0	0	0	0	0	0	0	0	1	1
DMV	0	0	0	0	0	0	0	0	0	0	0	0	0
Medical Emergency	0	0	0	1	0	0	0	0	1	0	0	0	2
MVA	0	0	0	0	0	0	0	0	0	0	0	0	0
Overweight Crossings	0	1	0	1	1	2	2	0	1	4	6	2	20
Washington Crossing	January	February	March	April	May	June	July	August	September	October	November	December	Year to date totals
Bridge Checks	123	127	145	154	154	74	149	144	162	156	107	54	1549
Code 100	0	0	0	0	0	0	0	0	0	0	0	0	0
DMV	0	1	0	4	0	0	0	0	0	1	1	0	7
Medical Emergency	0	0	0	0	0	0	0	0	2	2	0	1	5
MVA	2	2	0	3	1	2	0	2	1	6	3	1	23
Overweight Crossings	3	2	2	0	1	1	1	0	1	3	1	3	18

Belvidere	January	February	March	April	May	June	July	August	September	October	November	December	Year to date totals
Scudder Falls	January	February	March	April	May	June	July	August	September	October	November	December	Year to date totals
Bridge Checks	288	272	274	267	266	163	310	319	296	335	269	141	3200
Code 100	0	0	0	0	0	0	0	0	0	0	0	0	0
DMV	3	6	10	8	11	3	5	10	10	15	15	3	99
Medical Emergency	0	0	0	0	0	0	0	1	0	0	0	0	1
MVA	1	4	2	1	0	1	4	2	2	4	4	2	27
Calhoun Street	January	February	March	April	May	June	July	August	September	October	November	December	Year to date totals
Bridge Checks	128	121	138	145	143	82	139	169	154	161	109	84	1573
Code 100	0	0	0	0	0	0	0	0	0	0	0	0	0
DMV	2	2	1	0	1	2	4	2	1	5	2	4	26
Medical Emergency	0	0	0	0	0	1	1	0	0	1	0	0	3
MVA	2	1	0	1	1	1	0	1	1	1	2	1	12
Overweight Crossings	4	0	1	2	0	0	3	4	0	1	0	1	16
Lower Trenton	January	February	March	April	May	June	July	August	September	October	November	December	Year to date totals
Bridge Checks	107	116	129	134	134	81	155	176	155	167	111	78	1543
Code 100	0	0	0	0	0	0	0	0	0	0	0	0	0
DMV	0	1	0	0	0	3	5	0	1	2	3	2	17
Medical Emergency	0	0	0	0	0	1	0	0	0	0	0	1	2
MVA	4	1	0	1	1	3	4	3	0	8	5	1	31
Overweight Crossings	0	9	10	19	32	17	23	13	17	7	11	9	167

DELAWARE RIVER JOINT TOLL BRIDGE COMMISSION

MONTHLY ACTIVITY SERVICES RENDERED REPORT

BRIDGE Riverton-Belvidere

MONTH December

YEAR 2025

ACTIVITY/SERVICE	WEEK OF 6-Dec	WEEK OF 13-Dec	WEEK OF 20-Dec	WEEK OF 27-Dec	TOTAL
Hours Worked	176	168	168	168	680
Patrols	68	51	56	66	241
Overweight Crossings	0	0	0	1	1
Overweights Refused	45	56	57	41	199
Pass Through	14	30	22	22	88
Disabled Vehicles	0	0	0	0	0
Accidents	0	0	0	0	0
Police Requests	5	2	3	0	10
Fire Dept. Requests	0	0	0	0	0
EMS / First Aid Requests	0	0	0	0	0
Traffic Control	3	23	2	5	33
Jumpers / Code 100	0	0	0	0	0
Public Interactions	22	59	27	30	138
Bicycle Warnings	0	1	0	0	1
Equipment Checks	14	14	14	13	55

NOTES:

DELAWARE RIVER JOINT TOLL BRIDGE COMMISSION

MONTHLY ACTIVITY SERVICES RENDERED REPORT

BRIDGE Northampton Street

MONTH December

YEAR 2025

ACTIVITY/SERVICE	WEEK OF 6-Dec	WEEK OF 13-Dec	WEEK OF 20-Dec	WEEK OF 27-Dec	TOTAL
Hours Worked	368	336	336	336	1376
Patrols	144	129	127	129	529
Overweight Crossings	1	2	1	0	4
Overweights Refused	160	137	132	130	559
Pass Through	2	8	7	5	22
Disabled Vehicles	0	0	0	0	0
Accidents	0	0	0	1	1
Police Requests	1	0	2	0	3
Fire Dept. Requests	0	0	0	0	0
EMS / First Aid Requests	0	0	1	1	2
Traffic Control	10	26	7	7	50
Jumpers / Code 100	0	0	0	0	0
Public Interactions	71	61	56	98	286
Bicycle Warnings	16	7	19	9	51
Equipment Checks	22	23	22	21	88

NOTES:

DELAWARE RIVER JOINT TOLL BRIDGE COMMISSION

MONTHLY ACTIVITY SERVICES RENDERED REPORT

BRIDGE Riegelsville

MONTH December

YEAR 2025

ACTIVITY/SERVICE	WEEK OF 6-Dec	WEEK OF 13-Dec	WEEK OF 20-Dec	WEEK OF 27-Dec	TOTAL
Hours Worked	352	336	336	336	1360
Patrols	139	122	127	143	531
Overweight Crossings	0	0	0	0	0
Overweights Refused	68	65	67	62	262
Pass Through	5	3	2	5	15
Disabled Vehicles	0	0	0	0	0
Accidents	0	0	0	0	0
Police Requests	0	2	0	0	2
Fire Dept. Requests	0	0	0	0	0
EMS / First Aid Requests	0	0	0	0	0
Traffic Control	1	1	12	21	35
Jumpers / Code 100	0	0	0	0	0
Public Interactions	23	19	25	9	76
Bicycle Warnings	0	0	0	0	0
Equipment Checks	30	28	25	25	108

NOTES:

DELAWARE RIVER JOINT TOLL BRIDGE COMMISSION

MONTHLY ACTIVITY SERVICES RENDERED REPORT

BRIDGE Upper Black Eddy-Milford

MONTH December

YEAR 2025

ACTIVITY/SERVICE	WEEK OF 6-Dec	WEEK OF 13-Dec	WEEK OF 20-Dec	WEEK OF 27-Dec	TOTAL
Hours Worked	84	96	112	96	388
Patrols	33	33	38	43	147
Overweight Crossings	0	0	0	0	0
Overweights Refused	0	0	0	0	0
Pass Through	0	0	0	0	0
Disabled Vehicles	0	0	0	0	0
Accidents	0	0	1	0	1
Police Requests	0	0	0	0	0
Fire Dept. Requests	0	0	0	0	0
EMS / First Aid Requests	0	0	0	0	0
Traffic Control	0	0	0	1	1
Jumpers / Code 100	0	0	0	0	0
Public Interactions	24	10	25	41	100
Bicycle Warnings	3	2	0	0	5
Equipment Checks	7	8	12	8	35

NOTES:

DELAWARE RIVER JOINT TOLL BRIDGE COMMISSION

MONTHLY ACTIVITY SERVICES RENDERED REPORT

BRIDGE Uhrerstown-Frenchtown

MONTH December

YEAR 2025

ACTIVITY/SERVICE	WEEK OF 6-Dec	WEEK OF 13-Dec	WEEK OF 20-Dec	WEEK OF 27-Dec	TOTAL
Hours Worked	188	180	180	167	715
Patrols	64	60	66	66	256
Overweight Crossings	0	0	0	0	0
Overweights Refused	40	55	44	48	187
Pass Through	18	24	8	18	68
Disabled Vehicles	0	0	0	0	0
Accidents	0	1	0	0	1
Police Requests	0	1	0	0	1
Fire Dept. Requests	0	0	0	0	0
EMS / First Aid Requests	0	0	0	0	0
Traffic Control	0	3	6	0	9
Jumpers / Code 100	0	0	0	0	0
Public Interactions	49	19	5	29	102
Bicycle Warnings	0	0	0	1	1
Equipment Checks	10	10	13	9	42

NOTES:

DELAWARE RIVER JOINT TOLL BRIDGE COMMISSION

MONTHLY ACTIVITY SERVICES RENDERED REPORT

BRIDGE Portland-Columbia Pedestrian Bridge

MONTH December

YEAR 2025

ACTIVITY/SERVICE	WEEK OF 6-Dec	WEEK OF 13-Dec	WEEK OF 20-Dec	WEEK OF 27-Dec	TOTAL
Hours Worked					0
Patrols					0
Overweight Crossings					0
Overweights Refused					0
Pass Through					0
Disabled Vehicles					0
Accidents					0
Police Requests					0
Fire Dept. Requests					0
EMS / First Aid Requests					0
Traffic Control					0
Jumpers / Code 100					0
Public Interactions					0
Bicycle Warnings					0
Equipment Checks					0

NOTES:

DELAWARE RIVER JOINT TOLL BRIDGE COMMISSION

MONTHLY ACTIVITY SERVICES RENDERED REPORT

BRIDGE Centre-Bridge Stockton

MONTH December

YEAR 2025

ACTIVITY/SERVICE	WEEK OF 6-Dec	WEEK OF 13-Dec	WEEK OF 20-Dec	WEEK OF 31-Dec	TOTAL
Hours Worked	116	128	132	240	616
Patrols	46	45	35	73	199
Overweight Crossings	1	1	0	0	2
Overweights Refused	30	30	27	44	131
Pass Through	4	4	1	2	11
Disabled Vehicles	0	0	0	0	0
Accidents	0	0	0	0	0
Police Requests	1	1	0	0	2
Fire Dept. Requests	0	0	0	0	0
EMS / First Aid Requests	0	0	0	0	0
Traffic Control	27	6	10	39	82
Jumpers / Code 100	0	0	0	0	0
Public Interactions	49	37	21	19	126
Bicycle Warnings	1	3	1	2	7
Other	0	0	0	0	0

NOTES:

DELAWARE RIVER JOINT TOLL BRIDGE COMMISSION

MONTHLY ACTIVITY SERVICES RENDERED REPORT

DELAWARE RIVER JOINT TOLL BRIDGE COMMISSION

MONTHLY ACTIVITY SERVICES RENDERED REPORT

BRIDGE New Hope - Lambertville

MONTH December

YEAR 2025

ACTIVITY/SERVICE	WEEK OF 6-Dec	WEEK OF 13-Dec	WEEK OF 20-Dec	WEEK OF 31-Dec	TOTAL
Hours Worked	344	336	336	528	1544
Patrols	115	89	81	135	420
Overweight Crossings	0	1	0	1	2
Overweights Refused	40	37	38	37	152
Pass Through	6	8	12	11	37
Disabled Vehicles	0	0	0	0	0
Accidents	0	0	0	0	0
Police Requests	1	0	2	0	3
Fire Dept. Requests	0	0	0	0	0
EMS / First Aid Requests	0	0	1	0	1
Traffic Control	15	21	11	19	66
Jumpers / Code 100	0	0	0	0	0
Public Interactions	319	339	278	470	1406
Bicycle Warnings	6	16	6	7	35
Other	0	0	0	0	0

NOTES:

DELAWARE RIVER JOINT TOLL BRIDGE COMMISSION

MONTHLY ACTIVITY SERVICES RENDERED REPORT

BRIDGE Washington Crossing

MONTH December

YEAR 2025

ACTIVITY/SERVICE	WEEK OF 6-Dec	WEEK OF 13-Dec	WEEK OF 20-Dec	WEEK OF 31-Dec	TOTAL
Hours Worked	172	168	168	264	772
Patrols	25	39	23	33	120
Overweight Crossings	0	1	2	0	3
Overweights Refused	34	14	49	39	136
Pass Through	0	3	2	4	9
Disabled Vehicles	0	0	0	0	0
Accidents	2	0	0	0	2
Police Requests	2	1	2	0	5
Fire Dept. Requests	0	0	0	0	0
EMS / First Aid Requests	0	0	0	0	0
Traffic Control	34	28	51	43	156
Jumpers / Code 100	0	0	0	0	0
Public Interactions	34	28	51	43	156

DELAWARE RIVER JOINT TOLL BRIDGE COMMISSION

MONTHLY ACTIVITY SERVICES RENDERED REPORT

Bicycle Warnings	2	2	0	0	4
Other	0	0	0	0	0

NOTES:

BRIDGE Calhoun Street

MONTH December

YEAR 2025

ACTIVITY/SERVICE	WEEK OF 6-Dec	WEEK OF 13-Dec	WEEK OF 20-Dec	WEEK OF 31-Dec	TOTAL
Hours Worked	292	336	336	528	1492
Patrols	81	72	57	99	309
Overweight Crossings	0	0	0	1	1
Overweights Refused	29	37	38	42	146
Pass Through	3	1	0	2	6
Disabled Vehicles	1	0	0	1	2
Accidents	1	0	0	0	1
Police Requests	1	0	0	0	1
Fire Dept. Requests	0	0	0	0	0
EMS / First Aid Requests	0	0	0	0	0

DELAWARE RIVER JOINT TOLL BRIDGE COMMISSION

MONTHLY ACTIVITY SERVICES RENDERED REPORT

Traffic Control	31	38	38	45	152
Jumpers / Code 100	0	0	0	1	1
Public Interactions	32	38	38	45	153
Bicycle Warnings	18	0	3	7	28
Other	0	0	0	0	0

NOTES:

BRIDGE Lower Trenton

MONTH December

YEAR 2025

ACTIVITY/SERVICE	WEEK OF 6-Dec	WEEK OF 13-Dec	WEEK OF 20-Dec	WEEK OF 31-Dec	TOTAL
Hours Worked	182	204	168	486	1040
Patrols	129	136	111	191	567
Overweight Crossings	3	2	2	2	9
Overweights Refused	19	61	37	80	197
Pass Through	2	8	1	4	15
Disabled Vehicles	0	1	0	0	1
Accidents	0	0	1	0	1

DELAWARE RIVER JOINT TOLL BRIDGE COMMISSION

MONTHLY ACTIVITY SERVICES RENDERED REPORT

Police Requests	6	2	3	3	14
Fire Dept. Requests	0	0	0	1	1
EMS / First Aid Requests	0	0	1	0	1
Traffic Control	27	71	40	86	224
Jumpers / Code 100	0	0	0	0	0
Public Interactions	27	71	40	86	224
Bicycle Warnings	6	8	5	15	34
Other	0	0	0	0	0

NOTES:

BRIDGE Lumberville - Raven Rock

MONTH December

YEAR 2025

ACTIVITY/SERVICE	WEEK OF 6-Dec	WEEK OF 13-Dec	WEEK OF 20-Dec	WEEK OF 31-Dec	TOTAL
Hours Worked	0	0	0	0	0
Patrols	9	5	7	5	26
Overweight Crossings	0	0	0	0	0
Overweights Refused	0	0	0	0	0

DELAWARE RIVER JOINT TOLL BRIDGE COMMISSION

MONTHLY ACTIVITY SERVICES RENDERED REPORT

Pass Through	0	0	0	0	0
Disabled Vehicles	0	0	0	0	0
Accidents	0	0	0	0	0
Police Requests	0	0	0	0	0
Fire Dept. Requests	0	0	0	0	0
EMS / First Aid Requests	0	0	0	0	0
Traffic Control	0	0	0	0	0
Jumpers / Code 100	0	0	0	0	0
Public Interactions	0	0	0	0	0
Bicycle Warnings	0	0	0	0	0
Other	0	0	0	0	0

NOTES:

DELAWARE RIVER JOINT TOLL BRIDGE COMMISSION

Meeting of January 26, 2026

OPERATIONS

The following Pages reflect the reports on those items assigned to the Operations Department. Each item is reported separately and page numbered accordingly.

DELAWARE RIVER JOINT TOLL BRIDGE COMMISSION

Meeting of January 26, 2026

**OPERATIONS INDEX
FOR
MAINTENANCE & FLEET**

SUBJECT	DESCRIPTION	PAGE NUMBER
Maintenance & Fleet	Status Reports Month of December 2025	1

DELAWARE RIVER JOINT TOLL BRIDGE COMMISSION

Meeting of January 26, 2026

Maintenance & Fleet

Month of December 2025

Trenton-Morrisville/Southern Regional Maintenance Center

Sweep RT 1

Clean the floors at LH good house keeping

Removed graffiti down in Trenton

Finishing taking Mack trucks for inspection

Had training on the new TM OPS building had Rick Hett, Fred Fennimore, Matt Satmary , Joe Ritts and Anthony Sassani

Installed key box in OIC office at TM ops building

Closed lane 5 for transcore to fix box

Held WPSC here on the 18th

Replaced yield sign down at TM NB on ramp from PA ave

Had Hartford steam to do there inspection at LH and TM plus air compressor

Had a salt storm 12/5 12/6

Changed filters in crack units down TM ops 12/22

Scudder Falls

Swept 295 multiple times

SF Admin 2nd floor admin sink new faucet installed

Fixed water leak in the board room

Cleaned carpet in board after water leak to remove stains

Worked multiple snowstorms salting and plowing

New Hope-Lambertville

Repaired multiple signs at NHL from a storm damage.

Cut and removed a fallen tree in the parking lot at NHL.

Assisted SF Maint fixing a leaking sink in the admin building.

Cut brush at NHL.

New-Hope-Lambertville (continued)

Pothole repair 202 NB/SB.
Assisted PSBS in removing patches from old Toll clothes for donation.
Installed new overlay signs for toll increase.
Repaired roadway lighting at NHL.

I-78

Installed new door for clothing closet in tunnel
Cleaned all catch basins in welcome center
State inspection on four maintenance trucks
Repaired signs on highway
Installed new hose on maintenance building
Worked on items in inspection report
Closed ORT lanes for price overlay
Light repair in welcome center
Housekeeping in maintenance building

Easton-Phillipsburg

Road repair Route 22 and ramps (crack sealing, potholes, etc.)
NHST Arch lighting repairs
Trimmed trees and brush at Frenchtown for cameras
Fluid film undercoating on all vehicles
Installed all salt spreaders on Vboxes
Concrete work in EP garage
Repaired lift gate on F250
Prepped for snow season (salt and spreaders at all TSB's)
Cleaned out clogged inlet at Milford
Line markings on catch basins
Replaced water heater at Upper Black Eddy shelter
Replaced battery bucket van

Portland-Columbia

Helped with heating Issue at PC
Dug out heating tank and pipes for repairs
Replaced Front axles, wheel bearings, control arms and TPMS sensors on Patrol BP 13
Replaced tires on Patrol truck BP 24
Storms 14,15,16,17,18,19
Replaced pump on brine spreading system
Took truck to dealer for ABS brake problems

Portland-Columbia (continued)

Repaired circulator pump in basement
Unclogged drain for lady's bathroom
Made sign blanks for new ramp signs for PC and MM
Sent MW for onboard training

Delaware Water Gap

Installed all plow markers around property
Rewired circulator pump to spin correct direction
Replaced hot water heating coil
Winter storm 14,15,16,17,18,19
Replaced lift cylinder on lane blade
Replaced small circulator pump
Had emergency generator block heater replaced
Hung good housekeeping signs in bathrooms
Repaired attenuator from incident #20253080
Painted electrical room
Replaced lift cylinder in message board
Replaced cutting edge on Mack snowplow

Milford-Montague

Snow Ops Storm WO # 40975
Snow Ops Storm WO# 41062
2016 Ford Crew cab pickup installed new tailpipe and particulate sensor.
Snow Ops Storm WO# 41169
Snow Ops Storm WO# 41223
Repaired washer in maintenance garage – installed new module and door switch.
Cleaned interior lighting and exhaust vents inside facility.
Replaced Ariens Mammoth chute angle actuator.
Removed tree stumps and old fallen trees along facility parking lot wood line.
Took both 2016 Ford pickups for state safety inspection, both failed for a rotted cross member under pickup box. Purchased sheet metal, cut/fabricated patches, installed, and painted patches.
Took both trucks for re-inspection and both trucks now passed.

Fleet Department

Highlights

- All new assets accounted for in Maximo with appropriate registration and insurances as required.
- Updated insurance cards are being distributed for all DRJTBC vehicles.

- Kenworth NHL cone/ TMA vehicle is at J-TECH is complete and ready for delivery.
- All items under 2025 V&E Capital budget have been received except for three. One TMA Cone Truck (NHL), two Mack Plow Spreader trucks (DWG & I78 facilities).
- Trius has begun upfitting of two Mack plow spreader vehicles. ETA March/ April 2026.
- BP-15 motor vehicle damage repair complete.
- Last phase of auction for 2025 completed.
- I78- Traffic cone order received.

Repairs

- **I78-** New starter ordered for JD Gator.
- **I78-** Replacement garage toolbox received.
- **PC-** Assorted parts purchased filters, grease, etc.
- **SRMC-** BP-18 windshield needs to be replaced.
- **EP-** 2025 F750 being diagnosed for electrical issues.
- **EP-** Tire order received

Miscellaneous Items

- Recalls received and forwarded to RMS to schedule and complete.
- Registration renewals submitted as needed. DMV has multiple vehicles in backlog regarding registrations. Fleet is in communication with NJ DMV weekly regarding the outstanding overdue items.
- Added new vehicles/ equipment to Fleet insurance as needed.
- Supplied accounting with new asset spread sheets.

Southern Region

Richard Taitt, Director of Maintenance

Nat Amato, Deputy Director of Maintenance

Larry Dubin, Regional Maintenance Supervisor, Trenton-Morrisville

Charles Slack, Regional Maintenance Supervisor, New Hope-Lambertville

Trenton-Morriville Toll Bridge

Task	JAN	FEB	MAR	APR	MAY	JUN	JUL	AUG	SEP	OCT	NOV	DEC	Total Staffing-Hours
Bridge Maintenance	160	96	224	240	56	232	232	216	104	8	48	0	1,616
Bldg./Facilities Maintenance	2,840	2,112	2,848	2,736	2,288	1,800	2344	2,461	2,232	2,232	1,912	2024	27,829
Grounds Maintenance	200	240	600	816	816	768	968	736	512	640	440	96	6,832
Road Maintenance	160	112	176	264	72	104	320	296	128	168	184	80	2,064
Snow/Ice Maintenance	728	744	0	0	0	0	0	0	8	0	0	440	1,920
Vehicle Maintenance	376	272	360	256	312	192	272	320	344	432	360	280	3,776
Miscellaneous	40	64	96	24	96	144	24	240	328	448	296	216	2,016
Total Man-hours	4,504	3,640	4,304	4,336	3,640	3,240	4,160	4,269	3,656	3,928	3,240	3,136	46,053

New Hope-Lambertville Toll Bridge

Task	JAN	FEB	MAR	APR	MAY	JUN	JUL	AUG	SEP	OCT	NOV	DEC	Total Staffing-Hours
Bridge Maintenance	72	32	160	304	192	448	488	200	120	88	132	32	2,268
Bldg./Facilities Maintenance	788	544	712	496	616	484	484	536	436	644	412	564	6,716
Grounds Maintenance	96	104	368	392	368	464	456	288	488	528	288	144	3,984
Road Maintenance	184	232	120	352	160	224	168	360	288	136	128	168	2,520
Snow/Ice Maintenance	632	624	80	24	0	0	0	0	64	408	232	796	2,860
Vehicle Maintenance	216	104	232	160	144	48	136	336	216	144	176	136	2,048
Miscellaneous	136	104	240	176	360	192	80	128	232	120	184	152	2,104
Total Man-hours	2,124	1,744	1,912	1,904	1,840	1,860	1,812	1,848	1,844	2,068	1,552	1,992	22,500

Central Region**Richard Taitt, Director of Maintenance****Nat Amato, Deputy Director of Maintenance****Steve Bosga, Regional Maintenance Supervisor, I-78****Matthew Gary, Regional Maintenance Supervisor, Easton-Phillipsburg****Easton-Phillipsburg Toll Bridge**

Task	JAN	FEB	MAR	APR	MAY	JUN	JUL	AUG	SEP	OCT	NOV	DEC	Total Staffing-Hours
Bridge Maintenance	368	272	416	304	560	336	624	616	264	48	0	40	3,848
Bldg./Facilities Maintenance	744	496	632	880	688	472	568	520	560	664	352	424	7,000
Grounds Maintenance	360	200	752	1,104	832	808	880	816	808	760	504	352	8,176
Road Maintenance	432	256	704	224	216	344	304	96	504	352	520	88	4,040
Snow/Ice Maintenance	504	608	0	0	0	0	0	0	0	120	0	576	1,808
Vehicle Maintenance	232	160	304	152	136	224	208	248	352	392	200	264	2,872
Miscellaneous	0	0	24	32	56	48	0	48	40	144	40	408	840
Total Man-hours	2,640	1,992	2,832	2,696	2,488	2,232	2,584	2,344	2,528	2,480	1,616	2,152	28,584

I-78 Toll Bridge

Task	JAN	FEB	MAR	APR	MAY	JUN	JUL	AUG	SEP	OCT	NOV	DEC	Total Staffing-Hours
Bridge Maintenance	0	0	0	0	40	0	0	0	0	0	0	0	40
Bldg./Facilities Maintenance	1,256	936	1,120	864	744	652	696	688	752	800	632	956	10,096
Grounds Maintenance	152	200	472	496	576	816	752	824	568	560	264	216	5,896
Road Maintenance	16	8	320	192	48	0	280	296	376	280	336	184	2,336
Snow/Ice Maintenance	312	376	0	0	0	0	0	0	0	0	0	112	800
Vehicle Maintenance	304	200	192	240	216	136	128	160	320	304	272	552	3,024
Miscellaneous	8	24	80	32	16	0	8	8	16	48	40	32	312
Total Man-hours	2,048	1,744	2,184	1,824	1,640	1,604	1,864	1,976	2,032	1,992	1,544	2,052	22,504

Northern Region**Richard Taitt, Director of Maintenance****Nat Amato, Deputy Director of Maintenance****William Kresge, Regional Maintenance Supervisor - Portland Columbia****Leon Werkheiser, Regional Maintenance Supervisor - Delaware Water Gap****Matt Meeker, Regional Maintenance Supervisor - Milford-Montague****Portland-Columbia Toll Bridge**

Task	JAN	FEB	MAR	APR	MAY	JUN	JUL	AUG	SEP	OCT	NOV	DEC	Total Staffing-Hours
Bridge Maintenance	0	0	270	144	16	16	0	0	0	18	0	0	464
Bldg./Facilities Maintenance	556	438	422	444	400	388	458	258	242	488	274	484	4,852
Grounds Maintenance	136	148	122	261	268	266	238	282	278	212	141	124	2,476
Road Maintenance	0	0	25	195	12	0	40	148	184	116	124	36	880
Snow/Ice Maintenance	110	218	32	0	0	0	0	0	0	0	100	394	854
Vehicle Maintenance	232	158	218	90	118	75	60	104	206	246	188	160	1,855
Miscellaneous	8	32	64	110	8	24	0	40	8	96	24	34	448
Total Man-hours	1,042	994	1,153	1,244	822	769	796	832	918	1,176	851	1,232	11,829

Delaware Water Gap Toll Bridge

Task	JAN	FEB	MAR	APR	MAY	JUN	JUL	AUG	SEP	OCT	NOV	DEC	Total Staffing-Hours
Bridge Maintenance	0	8	16	311	136	16	32	84	144	8	24	0	779
Bldg./Facilities Maintenance	992	852	1,020	920	520	604	608	768	1,076	1,020	552	808	9,740
Grounds Maintenance	216	188	224	376	544	560	660	564	276	256	216	252	4,332
Road Maintenance	208	65	244	80	220	176	216	216	128	100	96	48	1,797
Snow/Ice Maintenance	168	384	0	64	0	0	0	0	8	104	88	336	1,152
Vehicle Maintenance	320	208	192	128	160	196	128	136	124	136	184	232	2,144
Miscellaneous	40	24	56	64	72	184	80	64	40	152	32	80	888
Total Man-hours	1,944	1,729	1,752	1,943	1,652	1,736	1,724	1,832	1,796	1,776	1,192	1,756	20,832

Milford-Montague Toll Bridge

Task	JAN	FEB	MAR	APR	MAY	JUN	JUL	AUG	SEP	OCT	NOV	DEC	Total Staffing-Hours
Bridge Maintenance	0	0	0	144	16	0	0	40	0	0	0	0	200
Bldg./Facilities Maintenance	670	540	638	544	472	520	626	480	502	628	480	540	6,640
Grounds Maintenance	62	64	112	148	312	292	236	290	194	182	162	98	2,152
Road Maintenance	0	0	32	56	24	32	136	138	132	96	52	6	704
Snow/Ice Maintenance	69	76	0	4	0	0	0	0	0	0	12	264	425
Vehicle Maintenance	176	144	202	88	200	178	192	240	134	190	194	284	2,222
Miscellaneous	0	0	16	24	48	64	24	48	168	8	8	16	424
Total Man-hours	977	824	1,000	1,008	1,072	1,086	1,214	1,236	1,130	1,104	908	1,208	12,767

DELAWARE RIVER JOINT TOLL BRIDGE COMMISSION

Meeting of JANUARY 2026

USE OF FACILITIES REQUEST REPORT

MONTH OF JANUARY 2026

SUBJECT	DESCRIPTION	PAGE NUMBER
Use of Facilities	Use of Facilities Request-Month of January 2026	1

DELAWARE RIVER JOINT TOLL BRIDGE COMMISSION

Meeting of JANUARY 2026

PROPERTY REPORT

Use of Commission Facilities

Facility	Organization	Date/Time	Description of Use
Easton Phillipsburg	UGI	Around October 28, 2025; between the hours 7:00am- 4:00pm	Abandon existing gas main underneath SR 22 on Commission property. Running from SR 611 north of SR 22 to Larry Holmes Dr.
Easton Phillipsburg (300 Blk Bushkill Dr. Easton, Pa)	Linde Corporation	<i>TimeLine depending on construction schedule - 1/1/26-1/31/26</i>	Working in conjunction with UGI