

DELAWARE RIVER
JOINT TOLL BRIDGE COMMISSION
MINUTES
MEETING OF SEPTEMBER 30, 2024

DELAWARE RIVER JOINT TOLL BRIDGE COMMISSION

MEMBERS OF THE COMMISSION

NEW JERSEY

HONORABLE ALADAR KOMJATHY

Chairman

HONORABLE MICHAEL B. LAVERY

VACANT

HONORABLE LORI CIESLA

HONORABLE YUKI MOORE LAURENTI

Treasurer

PENNSYLVANIA

HONORABLE PAMELA JANVEY

Vice Chair

HONORABLE DANIELLA DE LEON

HONORABLE ISMAIL A. SHAHID

HONORABLE DANIEL GRACE

HONORABLE JOHN D. CHRISTY

Secretary

DELAWARE RIVER JOINT TOLL BRIDGE COMMISSION

STANDING COMMITTEES

FINANCE, INSURANCE MANAGEMENT AND OPERATIONS

PENNSYLVANIA: Janvey, Shahid

NEW JERSEY: Ciesla, Komjathy*

PROJECTS, PROPERTY AND EQUIPMENT

PENNSYLVANIA: Christy*, De Leon

NEW JERSEY: Lavery, VACANT

PROFESSIONAL SERVICES

PENNSYLVANIA: Christy, Janvey

NEW JERSEY: Komjathy*, VACANT

PERSONNEL

PENNSYLVANIA: De Leon, Grace*

NEW JERSEY: Laurenti, Komjathy

AUDIT COMMITTEE

PENNSYLVANIA: Janvey, Shahid*

NEW JERSEY: Laurenti, Lavery

ADMINISTRATIVE COMMITTEE

PENNSYLVANIA: Grace, Shahid

NEW JERSEY: Ciesla, Laurenti*

Chairman and Vice Chair are Ex-Officio of All Committees

*Chairperson of Committee

DELAWARE RIVER JOINT TOLL BRIDGE COMMISSION
RECAPITULATION OF COMMITTEE MEMBERSHIP

Lavery	(1)	Projects, Property and Equipment
	(2)	Audit Committee
Laurenti	(1)	Personnel
	(2)	Audit Committee
	(3)	Administrative Committee (Chairperson)
VACANT	(1)	Projects, Property and Equipment
	(2)	Professional Services
Ciesla	(1)	Finance, Insurance Management Operations
	(2)	Administrative Committee
Komjathy	(1)	Ex-Officio of all Committees
	(2)	Finance, Insurance Management Operations (Chairperson)
	(3)	Professional Services (Chairperson)
	(4)	Personnel
Janvey	(1)	Ex-Officio of all Committees
	(2)	Finance, Insurance Management and Operations
	(3)	Audit Committee
	(4)	Professional Services
Grace	(1)	Administrative Committee
	(2)	Personnel Committee (Chairperson)
Christy	(1)	Projects, Property and Equipment (Chairperson)
	(2)	Professional Services
De Leon	(1)	Projects, Property and Equipment
	(2)	Personnel
Shahid	(1)	Finance, Insurance Management Operations
	(2)	Audit Committee (Chairperson)
	(3)	Administrative Committee

DELAWARE RIVER JOINT TOLL BRIDGE COMMISSION

PROFESSIONAL ASSOCIATES

CONSULTING ENGINEERS

PICKERING, CORTS & SUMMERSON, INC.
Newtown, Pennsylvania

GENERAL COUNSEL

ARCHER
Philadelphia, Pennsylvania

FLORIO, PERRUCCI, STEINHARDT & CAPPELLI
Phillipsburg, New Jersey

LABOR COUNSEL

STRADLEY, RONON
Philadelphia, Pennsylvania

CHISEA, SHAHINIAN & GIANTOMASI
West Orange, New Jersey

AUDITOR

MERCADIEN, P.C.
Hamilton, New Jersey

FINANCIAL ADVISOR

ACACIA FINANCIAL GROUP
Mt. Laurel, New Jersey

COMMUNICATIONS CONSULTANT

BELLEVUE COMMUNICATIONS
Philadelphia, Pennsylvania

INVESTMENT ADVISOR

STONERIDGE PMG ADVISORS, LLC
Radnor, Pennsylvania

DELAWARE RIVER JOINT TOLL BRIDGE COMMISSION

ORGANIZATION CHART

COMMISSIONERS

Executive Director
Joseph J. Resta

Chief Engineer
Kevin Skeels

Assistant Chief Engineer
Steven Burke

**Deputy Executive Director
of Operations**
Mark Murranko

Senior Director of Public
Safety & Bridge Security
Matthew Hartigan

Senior Director of
Maintenance & Fleet
Operations
Lendell Jones

Director of Toll
Supported Bridge,
Control Center & ESS
Operations
J. Eric Freeman

Director of Toll
Operations
Michele Gara

Director of
Maintenance &
Fleet Operations
LeVar Talley

**Deputy Executive Director
of Communications**
Joseph Donnelly

Director of Community Affairs
Jodee Inscho

**Chief Administrative
Officer**
Arnold Conoline

Director of Contract
Compliance
Christine Baker

Director of E-ZPass
Phillip Calabro

Senior Director of Human
Resources
Joanna Cruz

Senior Director of Information
Technology
John Bencivengo

Director of Purchasing
Philip Abate

Senior Director of Training &
Workplace Safety
John Mills

Director of Training
Jack Baum

Director of
Workplace Safety
William Hauck

Chief Financial Officer
Qiyao Zhao

Comptroller
Charmaine Graves

DELAWARE RIVER JOINT TOLL BRIDGE COMMISSION

Meeting of September 30, 2024

INDEX TO MINUTES

	PAGE
1. Call to Order.....	1
2. Appearances.....	1 - 2
3. Roll Call.....	2
4. Welcome Remarks of the Executive Director	2
5. Introduction of Comments from the Public.....	2 - 3
6. Approval of Minutes for Commission Meeting held July 29, 2024.....	3
7. Approval of Operations Report-Month(s) of July & August 2024.....	3
8. Financial Audit Services-Authorization to Negotiate.....	4
9. Appointment of David Bailey to Toll Bridge Monitor II, Northern Region.....	4 - 5
10. Appointment. Of John Milkovits to Toll Bridge Monitor II, Northern Region.....	5
11. Appointment of Raymond Schiavo to Toll Bridge Monitor II, Northern Region.....	5 - 6
12. Appointment of Luigi Disalvo to Toll Supported Bridge Monitor I, Southern Region	6
13. Appointment of Brandon Mann to Toll Supported Bridge Monitor II, Southern Region	6 - 7
14. Appointment of Robert Lavelle to Control Center Monitor II,	7
15. Appointment of Tukesia Bell to Project Control Specialist, Engineering Department.....	7 - 8

DELAWARE RIVER JOINT TOLL BRIDGE COMMISSION

Meeting of September 30, 2024

16. Appointment of Joseph Evans to Human Resources Investigator and Compliance Coordinator.....	8
17. Promotion of Maintenance Employee (1) Individual.....	8 - 9
18. Approve Payment of Invoices, Chiesa, Shahinian & Giantomasi, NJ Labor Counsel.....	9
19. Approve Payment of Invoices, Archer Law, PA General Counsel.....	9 - 10
20. Approve Payment of Invoices, Stradley Ronon, PA Labor Counsel.....	10
21. Approve Payment of Invoices, Florio, Perrucci, Steinhardt and Cappelli, NJ General Counsel.....	11
22. Invite Any Comments from the Public.....	11 - 26
23. Scheduling of the October 28, 2024 Meeting	26
24. Adjournment.....	27

DELAWARE RIVER JOINT TOLL BRIDGE COMMISSION
Meeting of September 30, 2024

CALL TO ORDER

The Regular Monthly Meeting of the Delaware River Joint Toll Bridge Commission was called to order at the Scudder Falls Administration Building via Microsoft Teams and in person on Monday, September 30, 2024, at 10:36 a.m. pursuant to notice properly forwarded to each member in compliance with the by-laws. Joseph J. Resta, Executive Director presided at this meeting.

APPEARANCES:

COMMISSION MEMBERS:

Hon. Aladar Komjathy (New Jersey)
Hon. Michael Lavery (New Jersey)
Hon. Daniel Grace (Pennsylvania)
Hon. Pamela Janvey (Pennsylvania)
Hon. Yuki Moore Laurenti (New Jersey)
Hon. Ismail Shahid (Pennsylvania)
Hon. John Christy (Pennsylvania)
Hon. Daniella DeLeon (Pennsylvania) (Joined @ 10:48am)
Hon. Lori Ciesla (New Jersey)

COMMISSION MEMBERS ABSENT:

COMMISSION COUNSEL:

Jonathan Bloom, Stradley Ronon, Pennsylvania
Shelley Smith, Archer Law, Pennsylvania

GOVERNORS' REPRESENTATIVES:

Dorian Smith, NJ Governor's Office

COMMISSION STAFF MEMBERS:

Arnold Conoline, Chief Administrative Officer
Kevin Skeels, Chief Engineer
Steve Burke, Assistant Chief Engineer
Qiyan (Tracy) Zhao, Chief Financial Officer
Joseph Donnelly, Deputy Executive Director of Communications
Charmaine Graves, Comptroller
Mark Murranko, Deputy Executive Director of Operations
Charles Stracciolini, Program Manager of Technology
Joanna Cruz, Human Resources Director

DELAWARE RIVER JOINT TOLL BRIDGE COMMISSION
Meeting of September 30, 2024

Jodee Inscho, Director of Community Affairs
Donna Tronolone, Administrative Generalist, Executive Office
Heather McConnell, Executive Administrative Generalist/Commissioner Liaison

PROFESSIONAL ASSOCIATES:

Pete Peterson, Bellevue Associates
Alex Styer, Bellevue Associates

OTHERS:

W. Scott Miller, Upper Makefield PA.
Tim Thomas, Upper Makefield PA.
John Huss, Washington Crossing PA.
Carolyn Gadbois, Lambertville NJ.
Kathleen Pisauro, Upper Makefield PA.
Ildico Karvalis, Lambertville NJ.
Heather Buckley, Jamison, PA.
Dan Margo, Lambertville NJ.
Kathy Budd, Washington Crossing, PA.
Yvette Taylor, Upper Makefield, PA.
Braun Taylor, Upper Makefield, PA.
Lt. Robert Brown, Lambertville, NJ.

ROLL CALL

Joseph Resta, Executive Director, in his capacity as Secretary for this Meeting called the roll, and at the conclusion thereof, reported that there was a quorum present-there being four members present from the Commonwealth of Pennsylvania and four members present from the State of New Jersey.

WELCOMING REMARKS OF THE EXECUTIVE DIRECTOR

Executive Director Resta welcomed those persons whose identities are set forth hereinabove under "Appearances".

INTRODUCE ANY COMMENTS FROM THE PUBLIC

Executive Director Resta addressed the meeting and said:

I'm going to forego my report today. Predominantly I did want to just mention briefly that the Commission has been evaluating its structural issue on the New Hope-Lambertville Toll Supported Bridge and issued a press release late last week describing it and describing the nature of the issue and the resolution of the issue. So, if you have not seen that, please go to our website to look at the press release for that particular issue. Are there any comments on agenda items from the public? We will have opportunity for new business comments as we get further in the meeting. The

DELAWARE RIVER JOINT TOLL BRIDGE COMMISSION
Meeting of September 30, 2024

Commission has instituted procedures for public comments. Speakers will be allowed one three-minute time frame to provide comment. There will be no repeat speakers. There will be no yielding time for another speaker. We do have speakers from the Upper Makefield, Washington Crossing area, the Lambertville area and Lumberton and Jamison. Since there is predominantly a number of folks from Washington Crossing, we will take other comments first and move to Washington Crossing at the end of our public comment period for new business.

APPROVAL OF MINUTES FOR COMMISSION MEETING HELD JULY 29, 2024

R: 5009-09-24-ADM-01-09-24

Executive Director Resta addressed the meeting and requested the adoption of a Resolution approving the Minutes of the Commission Meeting held July 29, 2024.

At the conclusion of the review, Vice Chair Janvey moved and Chairman Komjathy seconded the adoption of the following Resolution:

"RESOLVED: by the Delaware River Joint Toll Bridge Commission at its Regular Meeting assembled this 30th day of September 2024 that the Minutes of the Commission Meeting held on July 29, 2024, be adopted and the same hereby are approved."

Executive Director Resta reported that there were four affirmative votes from New Jersey, and four affirmative votes from Pennsylvania.

Executive Director Resta then invited any further questions on the Resolution. No further questions were presented, and the Resolution was unanimously adopted.

APPROVAL OF OPERATIONS REPORT-MONTH(S) OF JULY & AUGUST 2024

R: 5010-09-24-ADM-02-09-24

Executive Director Resta addressed the meeting and asked if there were any questions on any of the reports contained in the "Operations Report".

At the conclusion of the review, Chairman Komjathy moved and Vice Chair Janvey seconded the adoption of the following Resolution:

"RESOLVED: by the Delaware River Joint Toll Bridge Commission at its Regular Meeting assembled this 30th Day of September 2024 that the Operations Report, which reflects Commission activity for the month(s) of July & August 2024 is hereby approved."

Executive Director Resta reported that there were four affirmative votes from New Jersey, and four affirmative votes from Pennsylvania.

Executive Director Resta then invited any further questions on the Resolution. No further questions were presented, and the Resolution was unanimously adopted.

DELAWARE RIVER JOINT TOLL BRIDGE COMMISSION
Meeting of September 30, 2024

FINANCIAL AUDIT SERVICES-AUTHORIZATION TO NEGOTIATE

R: 5011-09-24-PROF-01-09-24

Executive Director Resta addressed the Meeting and asked the Commission Members, if, after their review, there were any questions.

At the conclusion of the review, Commissioner Grace moved and Commissioner Lavery seconded the adoption of the following Resolution:

“RESOLVED: By the Delaware River Joint Toll Bridge Commission at its Regular Meeting assembled this 30th Day of September 2024, that the Commission via this Resolution, authorizes the Executive Director to negotiate scope and fee with the Consultant(s) whose proposal has been deemed qualified through the RFP procurement process and determined to be fair, reasonable and in the best interest of the Commission.

“RESOLVED: Identify the Operating Fund as the source of funds required for payment of any invoices.

“RESOLVED: The Executive Director is hereby authorized to approve and execute all necessary contracts on behalf of the DRJTBC.”

Executive Director Resta reported that there were four affirmative votes from New Jersey, and four affirmative votes from Pennsylvania.

Executive Director Resta then invited any further questions on the Resolution. No further questions were presented, and the Resolution was unanimously adopted.

APPOINTMENT OF DAVID BAILEY TO TOLL BRIDGE MONITOR II, NORTHERN REGION

R:5012-09-24-PER-01-09-24

Executive Director Resta addressed the Meeting and asked the Commission Members, if, after their review, there were any questions.

At the conclusion of the review, Commissioner Christy moved and Commissioner Ciesla seconded the adoption of the following Resolution:

“RESOLVED: By the Delaware River Joint Toll Bridge Commission at its Regular Meeting assembled this 30th Day of September 2024, that David Bailey be appointed to the position of Toll Bridge Monitor II, Northern Region, in the Public Safety and Bridge Security Division. Compensation shall be set at \$48,000 per annum, which is the starting salary for the Toll Bridge Monitor II position in accordance with the Salary Table effective January 1, 2024. The appointment to be made pending satisfactory completion of the required personnel processing.”

Executive Director Resta reported that there were four affirmative votes from New Jersey, and

DELAWARE RIVER JOINT TOLL BRIDGE COMMISSION
Meeting of September 30, 2024

four affirmative votes from Pennsylvania.

Executive Director Resta then invited any further questions on the Resolution. No further questions were presented, and the Resolution was unanimously adopted.

APPOINTMENT OF JOHN MILKOVITS TO TOLL BRIDGE MONITOR II, NORTHERN REGION

R:5013-09-24-PER-02-09-24

Executive Director Resta addressed the Meeting and asked the Commission Members, if, after their review, there were any questions.

At the conclusion of the review, Commissioner Lavery moved and Commissioner Shahid seconded the adoption of the following Resolution:

“RESOLVED: By the Delaware River Joint Toll Bridge Commission at its Regular Meeting assembled this 30th Day of September 2024, that John Milkovits be appointed to the position of Toll Bridge Monitor II, Northern Region, in the Public Safety and Bridge Security Division. Compensation shall be set at \$48,000 per annum, which is the starting salary for the Toll Bridge Monitor II position in accordance with the Salary Table effective January 1, 2024. The appointment to be made pending satisfactory completion of the required personnel processing.”

Executive Director Resta reported that there were four affirmative votes from New Jersey, and four affirmative votes from Pennsylvania.

Executive Director Resta then invited any further questions on the Resolution. No further questions were presented, and the Resolution was adopted.

APPOINTMENT OF RAYMOND SCHIAVO TO TOLL BRIDGE MONITOR II, NORTHERN REGION

R: 5014-09-24-PER-03-09-24

Executive Director Resta addressed the Meeting and asked the Commission Members, if, after their review, there were any questions.

At the conclusion of the review, Commissioner Laurenti moved and Commissioner Christy seconded the adoption of the following Resolution:

“RESOLVED: By the Delaware River Joint Toll Bridge Commission at its Regular Meeting assembled this 30th Day of September 2024, that Raymond Schiavo be appointed to the position of Toll Bridge Monitor II, Northern Region, in the Public Safety and Bridge Security Division. Compensation shall be set at \$48,000, which is the starting salary for the Toll Bridge Monitor II position in accordance with the Salary Table effective January 1, 2024. The appointment to be made pending satisfactory completion of the required personnel processing.”

DELAWARE RIVER JOINT TOLL BRIDGE COMMISSION
Meeting of September 30, 2024

Executive Director Resta reported that there were four affirmative votes from New Jersey, and four affirmative votes from Pennsylvania.

Executive Director Resta then invited any further questions on the Resolution. No further questions were presented, and the Resolution was unanimously adopted.

APPOINTMENT OF LUIGI DISALVO TO TOLL SUPPORTED BRIDGE MONITOR I, SOUTHERN REGION

R: 5015-09-24-PER-04-09-24

Executive Director Resta addressed the Meeting and asked the Commission Members, if, after their review, there were any questions.

At the conclusion of the review, Vice Chair Janvey moved and Chairman Komjathy seconded the adoption of the following Resolution:

“RESOLVED: By the Delaware River Joint Toll Bridge Commission at its Regular Meeting assembled this 30th Day of September 2024, that Luigi DiSalvo be appointed to the position of Toll Supported Bridge Monitor II, Southern Region, in the Public Safety and Bridge Security Division. Compensation shall be set at \$58,297 per annum, which is the starting salary for the Toll Supported Bridge Monitor I position in accordance with the Salary Table effective January 1, 2024. The appointment to be made pending satisfactory completion of the required personnel processing.”

Executive Director Resta reported that there were four affirmative votes from New Jersey, and four affirmative votes from Pennsylvania.

Executive Director Resta then invited any further questions on the Resolution. No further questions were presented, and the Resolution was unanimously adopted.

APPOINTMENT OF BRANDON MANN TO TOLL SUPPORTED BRIDGE MONITOR II, SOUTHERN REGION

R: 5016-09-24-PER-05-09-24

Executive Director Resta addressed the Meeting and asked the Commission Members, if, after their review, there were any questions.

At the conclusion of the review, Commissioner Laurenti moved and Commissioner Grace seconded the adoption of the following Resolution:

“RESOLVED: By the Delaware River Joint Toll Bridge Commission at its Regular Meeting assembled this 30th Day of September 2024, that Brandon Mann be appointed to the position of Toll Supported Bridge Monitor II, Southern Region, in the Public Safety and Bridge Security Division. Compensation shall be set at \$48,000 per annum, which is the starting salary for the Toll

DELAWARE RIVER JOINT TOLL BRIDGE COMMISSION
Meeting of September 30, 2024

Supported Bridge Monitor II position in accordance with the Salary Table effective January 1, 2024. The appointment to be made pending satisfactory completion of the required personnel processing.”

Executive Director Resta reported that there were four affirmative votes from New Jersey, and four affirmative votes from Pennsylvania.

Executive Director Resta then invited any further questions on the Resolution. No further questions were presented, and the Resolution was unanimously adopted.

APPOINTMENT OF ROBERT LAVELLE TO CONTROL CENTER MONITOR II

R: 5017-09-24-PER-06-09-24

Executive Director Resta addressed the Meeting and asked the Commission Members, if, after their review, there were any questions.

At the conclusion of the review, Commissioner Grace moved and Commissioner Lavery seconded the adoption of the following Resolution:

“RESOLVED: By the Delaware River Joint Toll Bridge Commission at its Regular Meeting assembled this 30th Day of September 2024, that Robert Lavelle be appointed to the position of Control Center Monitor II, in the Public Safety and Bridge Security Division. Compensation shall be set at \$51,283, which is the starting salary for the Control Center Monitor II position in accordance with the Salary Table effective January 1, 2024. The appointment to be made pending satisfactory completion of the required personnel processing.”

Executive Director Resta reported that there were four affirmative votes from New Jersey, and four affirmative votes from Pennsylvania.

Executive Director Resta then invited any further questions on the Resolution. No further questions were presented, and the Resolution was unanimously adopted.

Secretary’s note: Commissioner DeLeon joined the meeting at 10:48am

**APPOINTMENT OF TUKESIA BELL TO PROJECT CONTROL SPECIALIST,
ENGINEERING DEPARTMENT**

R: 5018-09-24-PER-07-09-24

Executive Director Resta addressed the Meeting and asked the Commission Members, if, after their review, there were any questions.

At the conclusion of the review, Vice Chair Janvey moved and Commissioner Laurenti seconded the adoption of the following Resolution:

DELAWARE RIVER JOINT TOLL BRIDGE COMMISSION
Meeting of September 30, 2024

“RESOLVED: By the Delaware River Joint Toll Bridge Commission at its Regular Meeting assembled this 30^h Day of September 2024, that Tukesia Bell be appointed to the position of Project Control Specialist in the Engineering Department. Compensation shall be set at \$69,000 per annum, which is the starting salary for the Project Control Specialist position in accordance with the salary table effective January 1, 2024. The appointment to be made pending satisfactory completion of the required personnel processing.”

Executive Director Resta reported that there were four affirmative votes from New Jersey, and five affirmative votes from Pennsylvania.

Executive Director Resta then invited any further questions on the Resolution. No further questions were presented, and the Resolution was unanimously adopted.

APPOINTMENT OF JOSEPH EVANS TO HUMAN RESOURCES INVESTIGATOR AND COMPLIANCE COORDINATOR

R: 5019-09-24-PER-08-09-24

Executive Director Resta addressed the Meeting and asked the Commission Members, if, after their review, there were any questions.

At the conclusion of the review, Vice Chair Janvey moved and Commissioner Lavery seconded the adoption of the following Resolution:

“RESOLVED: By the Delaware River Joint Toll Bridge Commission at its Regular Meeting assembled this 30th Day of September 2024, that Joseph Evans be appointed to the position of Human Resources Investigator and Compliance Coordinator in the Human Resources Department. Compensation shall be set at \$76,902 per annum, which is starting salary for that position in accordance with the Salary Table effective January 1, 2024. The appointment to be made pending satisfactory completion of the required personnel processing.”

Executive Director Resta reported that there were four affirmative votes from New Jersey, and five affirmative votes from Pennsylvania.

Executive Director Resta then invited any further questions on the Resolution. No further questions were presented, and the Resolution was unanimously adopted.

PROMOTION OF MAINTENANCE EMPLOYEE (1) INDIVIDUAL

R: 5020-09-24-PER-09-07-24

Executive Director Resta addressed the Meeting and asked the Commission Members, if, after their review, there were any questions.

At the conclusion of the review, Commissioner Grace moved and Commissioner Ciesla seconded the adoption of the following Resolution:

DELAWARE RIVER JOINT TOLL BRIDGE COMMISSION
Meeting of September 30, 2024

“**RESOLVED:** By the Delaware River Joint Toll Bridge Commission at its Regular Meeting assembled this 30th Day of September 2024, that the Commission authorizes the Executive Director to affect the promotion of the following employees, at the stated salaries at the start of the first pay period after the approval of this Resolution to the classifications indicated: Lloyd Johnson PC Maintenance Worker I \$60,385.”

Executive Director Resta reported that there were four affirmative votes from New Jersey, and five affirmative votes from Pennsylvania.

Executive Director Resta then invited any further questions on the Resolution. No further questions were presented, and the Resolution was unanimously adopted.

Executive Director Resta addressed the meeting and said:

As is common with past practice, we will recite all of our ratifications of legal invoices in a group and do one voice vote for passage of same.

APPROVAL FOR PAYMENT OF INVOICES, CHIESA, SHAHINIAN & GIANTOMASI, NJ LABOR COUNSEL

R: 5021-09-24-ACCT-01-09-24

Executive Director Resta addressed the Meeting and asked the Commission Members, if, after their review, there were any questions.

At the conclusion of the review, Vice Chair Janvey moved and Chairman Komjathy seconded the adoption of the following Resolution:

“**RESOLVED:** By the Delaware River Joint Toll Bridge Commission at its Regular Meeting assembled this 30th Day of September 2024, authorizes payment of invoices #615837, #618536, #618537, in the total amount due of \$ 2,100.00 for professional services rendered by Chiesa, Shahinian & Giantomasi, New Jersey Labor Counsel.

“**RESOLVED:** Identifying the Operating Fund as the source of funds required for any and all disbursements.”

Executive Director Resta reported that there were four affirmative votes from New Jersey, and five affirmative votes from Pennsylvania.

Executive Director Resta then invited any further questions on the Resolution. No further questions were presented, and the Resolution was unanimously adopted.

APPROVE PAYMENT OF INVOICES, ARCHER LAW, PA GENERAL COUNSEL

R: 5022-09-24-ACCT-02-09-24

Executive Director Resta addressed the Meeting and asked the Commission Members, if, after

DELAWARE RIVER JOINT TOLL BRIDGE COMMISSION
Meeting of September 30, 2024

their review, there were any questions.

At the conclusion of the review, Vice Chair Janvey moved and Chairman Komjathy seconded the adoption of the following Resolution:

“RESOLVED: By the Delaware River Joint Toll Bridge Commission at its Regular Meeting assembled this 30th Day of September 2024, authorizes payment of invoices #4330621, #4330622, #4330623, #4330624, #4328024 and #4328025 in the total amount of \$3,658.84 for Professional Services Rendered.

“RESOLVED: Identifying the Operating Fund as the source of funds required for any and all disbursements.”

Executive Director Resta reported that there were four affirmative votes from New Jersey, and five affirmative votes from Pennsylvania.

Executive Director Resta then invited any further questions on the Resolution. No further questions were presented, and the Resolution was unanimously adopted.

APPROVE PAYMENT OF INVOICES, STRADLEY RONON, PA LABOR COUNSEL

R: 5023-09-24-ACCT-03-09-24

Executive Director Resta addressed the Meeting and asked the Commission Members, if, after their review, there were any questions.

At the conclusion of the review, Vice Chair Janvey moved and Chairman Komjathy seconded the adoption of the following Resolution:

“RESOLVED: By the Delaware River Joint Toll Bridge Commission at its Regular Meeting assembled this 30th Day of September 2024, authorizes payment of invoices #24072857, #24072858 and #24082357 in the total amount of \$ 4,575.00 for Services Rendered by Stradley Ronon, PA Labor Counsel.

“RESOLVED: Identifying the Operating Fund as the source of funds required for any and all disbursements.”

Executive Director Resta reported that there were four affirmative votes from New Jersey, and five affirmative votes from Pennsylvania.

Executive Director Resta then invited any further questions on the Resolution. No further questions were presented, and the Resolution was unanimously adopted.

DELAWARE RIVER JOINT TOLL BRIDGE COMMISSION
Meeting of September 30, 2024

APPROVE PAYMENT OF INVOICES, FLORIO, PERRUCCI, STEINHARDT AND CAPPELLI, NJ GENERAL COUNSEL

R: 5024-09-24-ACCT-04-09-24

Executive Director Resta addressed the Meeting and asked the Commission Members, if, after their review, there were any questions.

At the conclusion of the review, Vice Chair Janvey moved and Chairman Komjathy seconded the adoption of the following Resolution

“RESOLVED: By the Delaware River Joint Toll Bridge Commission at its Regular Meeting assembled this 30th Day of September 2024, authorizes payment of invoices #632900, #632899, #632898, #635897, #632896, #634896, #633903 and #634897 in the total amount due of \$9,850.00 for Capital and Non-Capital Professional Services by Florio, Perrucci, Steinhardt and Cappelli, NJ Legal Counsel.

“RESOLVED: Identifying the Operating Fund as the source of funds required for any and all disbursements.”

Executive Director Resta reported that there were four affirmative votes from New Jersey, and five affirmative votes from Pennsylvania.

Executive Director Resta then invited any further questions on the Resolution. No further questions were presented, and the Resolution was unanimously adopted.

INVITE ANY COMMENTS FROM THE PUBLIC

Executive Director Resta addressed the meeting and said:

We will now get to the point in the meeting where we will take new business comments from folks assembled and folks on-line on Teams. We will start with Carolyn Gadbois from Lambertville.

Carolyn Gadbois of Lambertville NJ. addressed the meeting and said:

Hello, commissioners.

Executive Director Resta addressed the meeting and said:

If you don't mind, can you spell your last name, for the record?

Carolyn Gadbois of Lambertville NJ. addressed the meeting and said:

Sure. G-a-d, as in dog, b, as in boy, o-i-s.

Executive Director Resta addressed the meeting and said:

Thank you.

DELAWARE RIVER JOINT TOLL BRIDGE COMMISSION
Meeting of September 30, 2024

Carolyn Gadbois of Lambertville NJ. addressed the meeting and said:

Good to see you all again. It's been a couple months. For those who don't know me, my name is Carolyn Gadbois. I'm a homeowner in Lambertville, a business owner at Union Coffee and the current vice-president of the Greater Lambertville Chamber of Commerce. Obviously, we were disheartened to learn about the structural issues with the bridge recently, I'm sure as all of you were as well. You know, first and foremost, you know, complete understanding that structural issues are important to resolve. Safety is the number one priority. I'm here as a voice for the community, business community just to discuss, you know, we have had significant impact on businesses downtown as a result of this project and it is now going on, you know, much longer than anticipated. We are looking at three to four additional months of work from the initial projected timeline and through the holiday season. So, you know, businesses are not going to get that relief during the holidays that they thought they were during the year, so I just want to express that for the business community, it has not been smooth sailing, specifically for businesses that are located on Bridge Street where the traffic is not coming through, as well as on some of the side streets and smaller business areas. So, I would just ask the Commissioners to keep that at the front of their mind when, you know, we are discussing any closures and changes and I think you have as far as wanting to keep the bridge open for traffic during the holiday season. We appreciate that. Secondly, I'm here to address Turkey Trot. I'm wondering if the Commissioners had an opportunity to consider allowing us to hold our Turkey Trot race, which is a 5K that goes across the bridge into New Hope on Thanksgiving morning?

Executive Director Resta addressed the meeting and said:

It is not exactly a commissioner's consideration. It is engineering staff and myself. We did have a meeting this morning about that with the designer of record, the structural engineer, which is the designer of record, our chief engineer, assistant chief engineer and our project manager for the project. So, there is an opportunity for the Turkey Trot to continue. There are certain conditions that it has to follow.

Carolyn Gadbois of Lambertville NJ. addressed the meeting and said:

Okay.

Executive Director Resta addressed the meeting and said:

Based on the structural conditions. One is that, obviously, there is no vehicular traffic during the race.

Carolyn Gadbois of Lambertville NJ. addressed the meeting and said:

Sure.

DELAWARE RIVER JOINT TOLL BRIDGE COMMISSION
Meeting of September 30, 2024

Executive Director Resta addressed the meeting and said:

There could be no pedestrian traffic on the walkway during the race, so during the race it is just runners.

Carolyn Gadbois of Lambertville NJ. addressed the meeting and said:

Just runners. Sure.

Executive Director Resta addressed the meeting and said:

And the Commission must insist that the race be a staggered start, so not all runners release at the same time. The bridge will remain closed to traffic and pedestrians during the duration of the entire 5K.

Carolyn Gadbois of Lambertville NJ. addressed the meeting and said:

Which I think is normal for the event as well. I'm pretty certain of that.

Executive Director Resta addressed the meeting and said:

I don't know if they have a staggered start, but.

Carolyn Gadbois of Lambertville NJ. addressed the meeting and said:

Not the staggered start, but the closure of the bridge for the hour of the race.

Executive Director Resta addressed the meeting and said:

Pedestrians are normally allowed on it, but one of the problems with folks running on the bridge is that it provides a cadence and kind of a harmony of stresses and that is one of the reasons why we're not going to allow anything else on there because those types of stresses are fairly unpredictable.

Carolyn Gadbois of Lambertville NJ. addressed the meeting and said:

I really appreciate, you know, consideration of that and allowing us to, you know, move forward with it. It's a big fundraiser, not only for the chamber, but also for Fisherman's Mark. So, we really appreciate that and hearing our mayor's outreach and for you guys to kind of go out of your -- I'm sure you're stretching yourselves for us. We appreciate that. Then just quickly I know I am out of time; will we be required to monitor the closure of the walkway or is that just for we put that on the police like --

Executive Director Resta addressed the meeting and said:

I think the folks that conduct the actual race, the timing and stuff like that should provide

DELAWARE RIVER JOINT TOLL BRIDGE COMMISSION
Meeting of September 30, 2024

information to folks and staff.

Carolyn Gadbois of Lambertville NJ. addressed the meeting and said:

Post somebody on either side.

Executive Director Resta addressed the meeting and said:

Yeah.

Carolyn Gadbois of Lambertville NJ. addressed the meeting and said:

Okay. Commissioners, thank you so much. Maybe I'll see you next month.

Executive Director Resta addressed the meeting and said:

Okay. Dan Margo, Lambertville.

Dan Margo of Lambertville NJ. addressed the meeting and said:

I wasn't expecting to speak, but I have two questions. First of all, why weren't the people that are affected notified ahead of time rather than reading in the press or on the internet? Also, I have been told it is going to be closed for a day or two around Thanksgiving which is absolutely the busiest season. Is there any idea when we should expect that? And also, I was just informed that in January the bridge is going to be closed for at least two weeks both ways. Will we be notified of that in advance, or will it be when we show up?

Executive Director Resta addressed the meeting and said:

There will be press releases in advance for all those events. The closures around Thanksgiving for the installation of the friction clamp system are overnight closures over two successive nights. And you are correct in that the January closures, once the clamp's in place, the Commission has decided to complete the full fix of the bridge after the holiday season in January and it will require an approximate two-week full closure of the bridge, no traffic, no pedestrians over that continuous closure.

Dan Margo of Lambertville NJ. addressed the meeting and said:

Also, when they re-open, I notice the traffic's going to be redirected from PA into Jersey; is that correct?

Executive Director Resta addressed the meeting and said:

After the fix?

DELAWARE RIVER JOINT TOLL BRIDGE COMMISSION
Meeting of September 30, 2024

Dan Margo of Lambertville NJ. addressed the meeting and said:

Right.

Executive Director Resta addressed the meeting and said:

After the fix, the bridge will operate as it did before the rehabilitation, two-way traffic and pedestrians on the walkway.

Dan Margo of Lambertville NJ. addressed the meeting and said:

That's not what it says on the press release.

Executive Director Resta addressed the meeting and said:

After the fix in January?

Dan Margo of Lambertville NJ. addressed the meeting and said:

Yeah.

Executive Director Resta addressed the meeting and said:

I think you are misreading the press release. Heather Buckley, Jamison.

Heather Buckley of Jamison PA. addressed the meeting and said:

Hi. I am also one of the business managers in Lambertville located on Lambert Lane, so we have been in direct view, and we have been affected by the project. People have a tendency to walk by that street if they intend on crossing the bridge on foot, so they will be missing us. And I know that because people come back later on and say, "I didn't see you when I was here last time. I was trying to get over to New Hope." So with this coming up with the increased length of the project and also the proposed closures in January, I was wondering if there was any consideration for improving or increasing signage about detours in the area? Because when you come from the Pennsylvania side into New Jersey and you are going up towards the area of the shopping center, it simply says bridge closed, so there have been many people who have called us and asked, "How do we get there? It says that the bridge is closed."

Executive Director Resta addressed the meeting and said:

How do you get to Lambertville?

DELAWARE RIVER JOINT TOLL BRIDGE COMMISSION
Meeting of September 30, 2024

Heather Buckley of Jamison PA. addressed the meeting and said:

Yeah. Because also at the same time there is other walkway and construction in that area where the bank is off of 202 and it is very confusing. It does not tell people that they can get over to that side of the river.

Executive Director Resta addressed the meeting and said:

Well, the detour is a Department of Transportation regulated detour and that signage has been in place for quite a while. Probably nine months.

Heather Buckley of Jamison PA. addressed the meeting and said:

People have expressed to me it has been an issue for them to understand where it is that they need to go and that will be more of an issue in January when it is closed for two weeks and they won't understand that they can go upriver Road or from the other side that they are going to have to go up to Stockton to get to us or something, so a reassessment of the signage in the area , about the project.

Executive Director Resta addressed the meeting and said:

We have no way to direct transportation signage to your store on Lambert Lane. I think that the Chamber of Commerce should -

Heather Buckley of Jamison PA. addressed the meeting and said:

Just to Lambertville, in general.

Executive Director Resta addressed the meeting and said:

I think the signage for Lambertville, in general, is adequately marked. I mean, we are having --

Heather Buckley of Jamison PA. addressed the meeting and said:

Like I said, it is --

Executive Director Resta addressed the meeting and said:

We have traffic on the bridge.

Heather Buckley of Jamison PA. addressed the meeting and said:

I'm sharing the sentiments that have been shared with me from customers that have made it to my store and the difficulty they have had in coming to the area to go shopping.

DELAWARE RIVER JOINT TOLL BRIDGE COMMISSION
Meeting of September 30, 2024

Executive Director Resta addressed the meeting and said:

Right. Because there is no traffic eastbound or -- yeah -- eastbound.

Heather Buckley of Jamison PA. addressed the meeting and said:

Right. So, whether they want to get to Lambertville or they are trying to figure out how to get to New Hope later in the day, they have had some problems with that.

Executive Director Resta addressed the meeting and said:

Okay. Thank you. Thanks for your comment. Ildico Karvalis, Lumberton.

Ildico Karvalis of Lambertville NJ. addressed the meeting and said:

I'm Ildico Karvalis.

Executive Director Resta addressed the meeting and said:

I'm sorry, ma'am. Can you speak up a little bit?

Ildico Karvalis of Lambertville NJ. addressed the meeting and said:

I'm in Lambertville, not Lumber --

Executive Director Resta addressed the meeting and said:

Oh, Lambertville.

Ildico Karvalis of Lambertville NJ. addressed the meeting and said:

I didn't expect to talk. My question is, also my business on Lambert Lane. And my question I have with the mayor of the time, maybe I can ask here, will there be any assistance for us because there is not traffic at all couple months, people not going to be coming or none of my clients, no one -

Executive Director Resta addressed the meeting and said:

What type of assistance are you asking for?

Ildico Karvalis of Lambertville NJ. addressed the meeting and said:

Tax, taxes, just like something not charge for six months or something because it's -- that kills the business.

DELAWARE RIVER JOINT TOLL BRIDGE COMMISSION
Meeting of September 30, 2024

Executive Director Resta addressed the meeting and said:

Yeah. We have --

Ildico Karvalis of Lambertville NJ. addressed the meeting and said:

I have business like it's -- after 24 years I'm there and first time I don't know what to do. Sunday I have a friend who was sitting in my store and not even one person walked in, which is unusual.

Executive Director Resta addressed the meeting and said:

Honestly, that is why the rehabilitations are infrequent. Rehabilitations happen every 15 to 20 years. The Commission does not kind of reimburse folks based on rehabilitation projects diminishing traffic, much like it does not charge folks to bring people to the stores at any other time of its life. And we have no ability to take tolls off of the toll bridge.

Ildico Karvalis of Lambertville NJ. addressed the meeting and said:

Well, it's just killing business.

Executive Director Resta addressed the meeting and said:

Thank you for your comments. I'll start off with W. Scott Miller, Upper Makefield.

W. Scott Miller of Upper Makefield PA. addressed the meeting and said:

I'll pass at this time.

Executive Director Resta addressed the meeting and said:

Pass at this time. Tim Thomas, Upper Makefield.

Tim Thomas of Upper Makefield PA. addressed the meeting and said:

Good morning, Mr. Resta, ladies and gentlemen of the board. Mr. Resta, is Chairman Komjathy on virtually or --

Executive Director Resta addressed the meeting and said:

I'm sorry. What?

Tim Thomas of Upper Makefield PA. addressed the meeting and said:

Is the chairman here, also?

DELAWARE RIVER JOINT TOLL BRIDGE COMMISSION
Meeting of September 30, 2024

Vice Chair Janvey addressed the meeting and said:

He's on-line.

Tim Thomas of Upper Makefield PA. addressed the meeting and said:

So, I was going through the minutes and the comments that you and the chairman had made last time and apparently there seems to be a great deal of frustration and aggravation in dealing with our community and that is unfortunate. And some comments that were made online, social media. I'm sorry we can't control that like personally I don't go online. I ignore social media because there is a lot of misinformation.

Executive Director Resta addressed the meeting and said:

You are talking about comments that the Commission made online?

Tim Thomas of Upper Makefield PA. addressed the meeting and said:

Well, I have Chairman Komjathy's comments that he made. No. Not at all. He was saying he was reading comments on-line about this process and about your Commission and that there was misinformation. So yeah.

Executive Director Resta addressed the meeting and said:

Exactly. Great.

Tim Thomas of Upper Makefield PA. addressed the meeting and said:

I'm sorry that that is happening. It's a bit beyond our control. That's all I'm saying.

Executive Director Resta addressed the meeting and said:

Okay. Thank you.

Tim Thomas of Upper Makefield PA. addressed the meeting and said:

And so, I understand there is some frustration, some aggravation. It's understandable. But I want you to realize that the role that I have and the chairman of our board, Yvette Taylor, the board of supervisors. We represent 8,000 people in Upper Makefield, their well-being, their welfare and Washington Crossing is absolute heartbeat of our community. There is no doubt about it. So, we hope for a better relationship going forward. One suggestion I was going to make perhaps we can establish a subcommittee for community relations, meet with the Upper Makefield Board on some sort of regular basis to get updated. I think that would help a lot. I mean, let's be honest. I found out from a member of our community because it was put out into media the plans for the bridge. We don't feel -- I know you met with a couple people from our board I believe it was one time. I'm sorry. We still don't feel like we are part of the process as much as we would like to be.

DELAWARE RIVER JOINT TOLL BRIDGE COMMISSION
Meeting of September 30, 2024

Executive Director Resta addressed the meeting and said:

Well, there is a point in the process where you will be part of the process, but it's not yet as has been explained many, many times.

Tim Thomas of Upper Makefield PA. addressed the meeting and said:

Right.

Executive Director Resta addressed the meeting and said:

Okay. So, one of the reasons why we are frustrated is because the misinformation was literally coming from the board of supervisors.

Tim Thomas of Upper Makefield PA. addressed the meeting and said:

I don't think that's true.

Executive Director Resta addressed the meeting and said:

Well, we know that it's true.

Tim Thomas of Upper Makefield PA. addressed the meeting and said:

That's news to me. You know, Mr. Resta, if you read a book called Power Broker by --

Executive Director Resta addressed the meeting and said:

I have read The Power Broker.

Tim Thomas of Upper Makefield PA. addressed the meeting and said:

It's great, isn't it? I think you'd agree that when you get large powerful bureaucracies the track record of communities, it's mixed and that is being generous. Right. So, I hope you understand. I'm sure your intentions are good, but I hope you know where we are coming from and we don't want to be down the road and have an event that, you know, we don't agree with or happy with.

Executive Director Resta addressed the meeting and said:

That's great. Thank you. John Huss.

John Huss of Upper Makefield PA. addressed the meeting and said:

Yes. I have been here before. I missed several meetings. I'm sorry I have been away, Operations. I am an Upper Makefield Washington Crossing resident for 41 years and I just have a couple of

DELAWARE RIVER JOINT TOLL BRIDGE COMMISSION
Meeting of September 30, 2024

questions that you can address at a later date. The first is, if I remember correctly from the last time I was here, the consultancy report or consulting company was appointed and the date and the timeline was 30 months, if I'm correct --

Executive Director Resta addressed the meeting and said:

That's correct.

John Huss of Upper Makefield PA. addressed the meeting and said:

-- to complete their study. Would put that around December 2026 to complete the study?

Executive Director Resta addressed the meeting and said:

Okay.

John Huss of Upper Makefield PA. addressed the meeting and said:

Somewhere about, for the bridge. Are there any preliminary updates coming through from the consulting company? You have a 30-month program.

Executive Director Resta addressed the meeting and said:

No. No, they're not. There is a public involvement program that's part of the process. We are just not there yet; we are doing data collection.

John Huss of Upper Makefield PA. addressed the meeting and said:

So, you are waiting for 30 months to get any --

Executive Director Resta addressed the meeting and said:

No. Actually we are working. We work all the time on it and we are doing data collection. It is just not part of the public eye and, unfortunately, you do not get to sit in on the meetings.

John Huss of Upper Makefield PA. addressed the meeting and said:

Is there any way to include some of this information to the Upper Makefield Township?

Executive Director Resta addressed the meeting and said:

No. No, there is not.

DELAWARE RIVER JOINT TOLL BRIDGE COMMISSION
Meeting of September 30, 2024

John Huss of Upper Makefield PA. addressed the meeting and said:

Okay. That's straight forward. The second thing is, is there a way to get a listing of the top five bond holders of this Commission?

Executive Director Resta addressed the meeting and said:

Bond holders. You can go to the IRMA website and try to find that out. I don't know the top five bond holders.

John Huss of Upper Makefield PA. addressed the meeting and said:

But you have a listing of the bond holders?

Executive Director Resta addressed the meeting and said:

Yes so?

John Huss of Upper Makefield PA. addressed the meeting and said:

Is that public knowledge?

Executive Director Resta addressed the meeting and said:

Yeah. It's in the minutes of our reports, but there are people that buy our bonds like we have a bond issue in 2012, 2015, 2017, 2019.

John Huss of Upper Makefield PA. addressed the meeting and said:

But bond holders usually buy bonds for the purpose of return on investment and, obviously --

Executive Director Resta addressed the meeting and said:

That's information that you can search on your own at the IRMA website.

John Huss of Upper Makefield PA. addressed the meeting and said:

At what website?

Executive Director Resta addressed the meeting and said:

IRMA. It's I-R-M-A.

DELAWARE RIVER JOINT TOLL BRIDGE COMMISSION
Meeting of September 30, 2024

John Huss of Upper Makefield PA. addressed the meeting and said:

I think the largest bond holder, the more interest there is on our side to maybe say to them, "Are you looking at what you are doing to Washington Crossing?" It's an interesting premise. I've always thought money talks and nobody walks.

Executive Director Resta addressed the meeting and said:

Feel free.

John Huss of Upper Makefield PA. addressed the meeting and said:

Okay. Thank you.

Executive Director Resta addressed the meeting and said:

Kathleen Pisauero.

Kathleen Pisauero of Upper Makefield PA. addressed the meeting and said:

Good morning. I was going to ask some questions that Jim said about the residents and elected officials meet with the consultants. I think that's been answered already. But my second question would be, what exactly is the responsibilities of the guards on the bridge?

Executive Director Resta addressed the meeting and said:

It's bridge monitoring. It's really about overweight crossings. The first responder to suicides, accidents, other items or other incidents, when folks are in distress. That type of thing.

Kathleen Pisauero of Upper Makefield PA. addressed the meeting and said:

But there seems to be a lot of wider vehicles going across the bridge.

Executive Director Resta addressed the meeting and said:

All the vehicles are too wide for the bridge. It's a narrow bridge. That's why we are looking at it.

Kathleen Pisauero of Upper Makefield PA. addressed the meeting and said:

I understand that, but some of the pick-up trucks --

Executive Director Resta addressed the meeting and said:

Pick-up trucks are too wide for the bridge.

DELAWARE RIVER JOINT TOLL BRIDGE COMMISSION
Meeting of September 30, 2024

Kathleen Pisauro of Upper Makefield PA. addressed the meeting and said:

Right. But they get across.

Executive Director Resta addressed the meeting and said:

Because they are under the weight limit. It's a difficult situation.

Kathleen Pisauro of Upper Makefield PA. addressed the meeting and said:

So, the guard is there to stop the ones with weight limits

Executive Director Resta addressed the meeting and said:

Overweight's.

Kathleen Pisauro of Upper Makefield PA. addressed the meeting and said:

But not the width?

Executive Director Resta addressed the meeting and said:

No.

Kathleen Pisauro of Upper Makefield PA. addressed the meeting and said:

Thank you.

Executive Director Resta addressed the meeting and said:

Kathy Budd.

Kathy Budd of Washington Crossing PA. addressed the meeting and said:

Hi there. I came actually to educate myself and I, too, live Washington Crossing and read the newspaper and hear chatter about the replacement of the bridge. And since that will have quite an impact on my address, I would like to keep informed as to how that is actually going to impact me. In talking to some of my neighbors, unfortunately, we only see a negative because on River Road we struggle just with the traffic that is there right now, cars that are speeding at outrageous rates and the noise level. So, we consider this to be rather detrimental to our well-being, our lifestyle and I would just like to keep informed and I'm here to educate myself. So, thank you.

DELAWARE RIVER JOINT TOLL BRIDGE COMMISSION
Meeting of September 30, 2024

Executive Director Resta addressed the meeting and said:

Thank you. Yes. Yvette Taylor.

Yvette Taylor of Upper Makefield PA. addressed the meeting and said:

Good morning. I'm the chair of Upper Makefield Supervisors and thank you for the opportunity for public comment. We have made note that we want to be involved in the information regarding the bridge, so recently noticed that your engineers have been looking at the bridge and your time frame for the involvement of the community is not yet. My question to you, will we get direct notice, meaning the supervisors, the township, get direct notice of the opportunity to participate? We didn't find out about the bridge project, other than through the newspaper and the press release, so we are asking that the communication will be direct with the township so that our involvement could be ready to go. So, I'm asking that, and I don't know whether you are able to tell me that you will be able to share that information directly.

Executive Director Resta addressed the meeting and said:

We will meet directly with the stakeholders for the bridge, the parks, the communities that about the bridge.

Yvette Taylor of Upper Makefield PA. addressed the meeting and said:

And that will be Upper Makefield Township?

Executive Director Resta addressed the meeting and said:

Yes. We know where Upper Makefield Township is.

Yvette Taylor of Upper Makefield PA. addressed the meeting and said:

Thank you. I just wanted to -- and I also want to take and support DCNR's August 27, 2024, letter to the Toll Bridge Commission. We agree with their communication to you and support that letter. I specifically want to highlight one particular point without reading the three-page letter that you received. We are extremely concerned with the potential impacts that construction to rehabilitate or replace the bridge poses to the McConkey Ferry Inn, the Mahlon Taylor House and other cultural and ecological resources preserved by DCNR. The McConkey Ferry Inn considered one of the most important of the parks historic resources is mere inches from the roadway and only yards from the river. Across from the inn, the Mahlon Taylor House, which houses offices for friends of Washington Crossing is a key piece of the park's historical interpretation. Any change in alignment, increase in volume or location of traffic or the size of vehicles is likely to result in substantial impact. Anticipated impacts could include, but not limited to visitors' accessibility, safety, a meaningful visitor experience, increased noise and sustained vibration that compromise the building structurally, especially McConkey Ferry Inn and render impossible to use this crucial area of the park for active interpretation of museum exhibits. So, this letter is another indication of the stakeholder and their concerns, and we support and agree with their concerns. Thank you

DELAWARE RIVER JOINT TOLL BRIDGE COMMISSION
Meeting of September 30, 2024

for your time.

Executive Director Resta addressed the meeting and said:

Okay. Thank you. On Teams, Braun Taylor.

Braun Taylor of Upper Makefield PA. addressed the meeting and said:

Hello all. I am also a supervisor in Upper Makefield, as I'm sure you know by now. I'm sure you know my concerns about the bridge. I share the concerns with several of the folks in the room. I just take issue with, you know, if this is truly going to be a partnership public process at some point. Understood it's not yet. I think the attitude in the room can be adjusted a bit. I feel some of the responses are a bit insulting to the speakers. I understand public comment is no fun to sit through. I don't very much enjoy it at my township meetings, but I would appreciate a little bit more civility. Thank you.

Executive Director Resta addressed the meeting and said:

Awesome. Thank you. Lieutenant Brown from Lambertville, do you wish to speak? We will take that as a no.

Lieutenant Robert Brown of Lambertville addressed the meeting and said:

No. Thanks Joe. Thank you.

Executive Director Resta addressed the meeting and said:

Jess Rohan.

Jess Rohan on teams addressed the meeting and said:

No. Thank you.

Executive Director Resta addressed the meeting and said:

That seems to be the end of our public comments.

SCHEDULING OF THE OCTOBER 28, 2024, MEETING

Executive Director Resta addressed the Meeting and stated that the Commission's next meeting is scheduled to be held Monday, October 28, 2024

This meeting will be called to Order at 10:30 a.m. at the Scudder Falls Administration Building, 1199 Woodside Road, Yardley, PA 19067.


DELAWARE RIVER JOINT TOLL BRIDGE COMMISSION
Meeting of September 30, 2024

Executive Director Resta assured the Commission Members that an "Official Notice of Meeting" would be forwarded to each and every Member of the Commission.


ADJOURNMENT

Vice Chair Janvey then moved that the Meeting be adjourned, and Commissioner Grace seconded. The voice vote was unanimously affirmative, and the Meeting was adjourned at 11:16 a.m., Monday, September 30, 2024.

Prepared and submitted by:


HEATHER L. MCCONNELL
Executive Administrative Generalist/
Commissioner Liaison

Attested by:


ARNOLD J. CONOLINE
Assistant Secretary/Treasurer

Approved by:


JOSEPH J. RESTA
Executive Director

DELAWARE RIVER JOINT TOLL BRIDGE COMMISSION

Meeting of September 30, 2024

FINANCE

The following Pages reflect the reports on those items assigned to the Finance Department. Each item is reported separately and page numbered accordingly.

DELAWARE RIVER JOINT TOLL BRIDGE COMMISSION

Meeting of September 30, 2024

SUBJECT	DESCRIPTION	PAGE NUMBER
Accounting	Status of Cash Balances at July 31, 2024	1
Accounting	Status of Bond Retirement at July 31, 2024	2
Accounting	Status of Investments at July 31, 2024	3-7
Accounting	Status of Toll Traffic and Revenue & Toll Supported Traffic Month of July 2024 Compared with Month of July 2023	8-23
Accounting	Statistical Summary of Expenditures on Toll Bridges and Toll Supported Bridges Accounts for the Period July 1, 2024, through July 31, 2024	24-32
Accounting	Statement of Revenue and Expenses: Seven Months Period ending July 31, 2024	33

DELAWARE RIVER JOINT TOLL BRIDGE COMMISSION

Meeting of September 30, 2024

There follows Cash Balances of the Commission at July 31, 2024 for the information and review of the Members:

COMMISSION CASH DEPOSITS

Wells Fargo Bank, N. A.

Revenue Fund	6,492,067
Payroll Fund	50,848
Insurance Clearing Account	750,000
TOTAL	\$ 7,292,915

CASH DEPOSIT GUARANTEES

Wells Fargo Bank PA ACT 72 FULL BALANCE

DELAWARE RIVER JOINT TOLL BRIDGE COMMISSION

Meeting of September 30, 2024

STATUS OF BRIDGE REVENUE BONDS AT July 31, 2024

Maturity	SERIES 2015			SERIES 2017			SERIES 2019A			SERIES 2019B			Total	
	Yield	Principal Amount	Maturities & Calls	Yield	Principal Amount	Maturities & Calls	Yield	Principal Amount	Maturities & Calls	Yield	Principal Amount	Maturities & Calls	Average Yield	Remaining Outstanding
7/1/2019	0	2,410,000	2,410,000											
7/1/2020	1.62%	2,540,000	2,540,000	1.00%	945,000	945,000	1.17%	505,000	505,000	1.17%	6,015,000	6,015,000		-
7/1/2021	1.86%	2,540,000	2,540,000	1.00%	875,000	875,000	1.20%	435,000	435,000	1.20%	5,945,000	5,945,000		-
7/1/2022	2.10%	2,695,000	2,695,000	1.81%	1,740,000	1,740,000	1.23%	455,000	455,000	1.23%	6,255,000	6,255,000		-
7/1/2022							0.00%							-
7/1/2023	2.34%	2,795,000	2,795,000	2.03%	1,865,000	1,865,000	1.25%	480,000	480,000	1.25%	6,565,000	6,565,000		-
7/1/2024	2.43%	2,935,000	2,935,000	2.31%	1,970,000	1,970,000	1.31%	8,015,000	8,015,000	1.31%	6,830,000	6,830,000		-
7/1/2025	2.55%	3,015,000		2.52%	1,070,000		1.40%	8,170,000		1.40%	7,195,000		1.64%	19,450,000
7/1/2026	2.73%	3,180,000					1.49%	8,585,000		1.49%	7,515,000		1.69%	19,280,000
7/1/2026														-
7/1/2027	3.10%	4,540,000		2.80%	20,000		1.59%	5,800,000		1.59%	7,880,000		1.97%	18,240,000
7/1/2027														-
7/1/2028	3.28%	3,380,000		2.95%	35,000		1.69%	9,410,000		1.69%	8,300,000		1.95%	21,125,000
7/1/2029	3.04%	3,480,000	3,480,000	3.08%	8,380,000		1.77%	3,725,000		1.77%	8,670,000		2.30%	20,775,000
7/1/2030	3.10%	3,670,000	3,670,000	3.19%	8,845,000		1.85%	3,930,000		1.85%	9,045,000		2.39%	21,820,000
7/1/2031	3.14%	3,785,000	3,785,000	3.27%	10,765,000		1.91%	4,055,000		1.91%	9,520,000		2.51%	24,340,000
7/1/2032	3.55%	545,000		3.35%	14,735,000		1.97%	725,000		1.97%	9,995,000		2.79%	26,000,000
7/1/2033	3.56%	10,595,000		3.41%	15,715,000		2.09%	760,000					3.43%	27,070,000
7/1/2034	3.60%	11,020,000		3.47%	16,500,000		2.16%	800,000					3.48%	28,320,000
7/1/2035	3.64%	11,460,000		3.52%	17,325,000		2.21%	835,000					3.53%	29,620,000
7/1/2036	3.73%	11,920,000		3.56%	18,190,000		2.25%	880,000					3.59%	30,990,000
7/1/2037		N/A		3.59%	22,015,000		2.29%	925,000					3.54%	22,940,000
7/1/2038		N/A		3.64%	23,115,000		2.32%	970,000					3.59%	24,085,000
7/1/2039		N/A		3.64%	24,270,000		2.35%	1,020,000					3.59%	25,290,000
7/1/2040		N/A		3.64%	25,485,000		2.50%	1,070,000					3.59%	26,555,000
7/1/2041		N/A		3.64%	26,760,000		2.50%	1,125,000					3.59%	27,885,000
7/1/2042		N/A		3.64%	28,100,000		2.50%	1,180,000					3.59%	29,280,000
7/1/2043		N/A		3.69%	15,930,000		2.50%	1,240,000					3.60%	17,170,000
7/1/2043		N/A		4.04%	13,575,000								4.04%	13,575,000
7/1/2044		N/A		3.69%	16,590,000		2.50%	1,300,000					3.60%	17,890,000
7/1/2044		N/A		4.04%	14,255,000								4.04%	14,255,000
7/1/2045		N/A		3.69%	17,275,000		3.04%	1,365,000					3.64%	18,640,000
7/1/2045		N/A		4.04%	14,965,000								4.04%	14,965,000
7/1/2046		N/A		3.69%	17,990,000		3.04%	1,405,000					3.64%	19,395,000
7/1/2046		N/A		4.04%	15,715,000								4.04%	15,715,000
7/1/2047		N/A		3.69%	18,745,000		3.04%	1,450,000					3.64%	20,195,000
7/1/2047		N/A		4.04%	16,490,000								4.04%	16,490,000
7/1/2048							3.04%	1,490,000					3.04%	1,490,000
7/1/2049							3.04%	1,535,000					3.04%	1,535,000
		\$ 86,505,000	\$ 26,850,000		\$ 430,250,000	\$ 7,395,000		\$ 73,640,000	\$ 9,890,000		\$ 99,730,000	\$ 31,610,000		\$ 614,380,000

Footnote: Series 2012A Bonds were Called on October 17, 2022.



Delaware River Joint TBC
Purchases Report
Sorted by Fund - Maturity Date
July 1, 2024 - July 31, 2024

CUSIP	Investment #	Fund	Sec. Type Issuer	Original Par Value	Purchase Date	Payment Periods	Principal Purchased	Accrued Interest at Purchase	Rate at Purchase	Maturity Date	YTM	Ending Book Value
General Reserve Fund												
58989V2F0	11129	01GRF	FAC METTOW	2,000,000.00	07/18/2024	12/20 - 06/20	2,019,760.00	8,400.00	5.400	06/20/2026	4.853	2,019,388.79
771196CE0	11128	01GRF	FAC ROCHE	3,500,000.00	07/10/2024	11/13 - 05/13	3,532,165.00	29,176.88	5.265	11/13/2026	4.842	3,531,363.74
64953BBM9	11127	01GRF	FAC NYLIFE	2,000,000.00	07/09/2024	10/02 - 04/02	2,003,040.00	25,861.11	4.900	04/02/2027	4.837	2,002,971.96
57629W4S6	11126	01GRF	FAC MASSMU	3,000,000.00	07/09/2024	10/09 - 04/09	3,017,550.00	38,250.00	5.100	04/09/2027	4.867	3,017,160.00
3130B22X2	11134	01GRF	FAC FHLB	4,000,000.00	07/29/2024	01/24 - 07/24	4,000,000.00	2,847.22	5.125	07/24/2029	5.125	4,000,000.00
Subtotal				14,500,000.00			14,572,515.00	104,535.21				14,570,884.49
Construction Fund 2019A												
82124LJH6	11131	06CF19A	ACP SHEFFI	1,000,000.00	07/24/2024	09/17 - At Maturity	991,826.38		5.350	09/17/2024	5.394	993,015.27
86564YKQ4	11133	06CF19A	ACP SMTB	3,000,000.00	07/24/2024	10/24 - At Maturity	2,958,983.31		5.350	10/24/2024	5.424	2,962,549.98
4497W0MG0	11130	06CF19A	ACP ING	3,000,000.00	07/24/2024	12/16 - At Maturity	2,936,683.32		5.240	12/16/2024	5.353	2,940,176.65
Subtotal				7,000,000.00			6,887,493.01	0.00				6,895,741.90
Total Purchases				21,500,000.00			21,460,008.01	104,535.21				21,466,626.39

3



**Delaware River Joint TBC
Investment Classification
Sorted by Fund - Maturity Date
July 31, 2024**

DRJTBC

CUSIP	Investment #	Fund	Issuer	Investment Class	Par Value	YTM	Maturity Date	Market Price	Market Date	Market Value	Book Value	Reported Value
Debt Service Fund												
38145C752	10113	01DSF	Goldman Sachs Ila Fed Port	Amort	17,105.81	4.450		100.000	07/31/2024	17,105.81	17,105.81	17,105.81
Subtotal					17,105.81	4.450				17,105.81	17,105.81	17,105.81
General Reserve Fund												
38145C752	10115	01GRF	Goldman Sachs Ila Fed Port	Amort	0.00			100.000	07/31/2024	0.00	0.00	0.00
PAINVEST	10050	01GRF	PA Invest	Amort	0.00			100.000	07/31/2024	0.00	0.00	0.00
PAINVEST	10462	01GRF	PA Invest	Amort	34,778,177.38	5.268		100.000	07/31/2024	34,778,177.38	34,778,177.38	34,778,177.38
53943FH73	11093	01GRF	Lloyd Bank Corp	Fair	4,000,000.00	5.339	08/07/2024	99.895	07/31/2024	3,995,812.00	3,996,533.33	3,995,812.00
55609EHG6	11091	01GRF	Macquarie Group	Fair	4,000,000.00	5.432	08/16/2024	99.760	07/31/2024	3,990,418.00	3,991,300.00	3,990,418.00
30231GBC5	10869	01GRF	Exxon Mobil	Fair	2,800,000.00	0.696	08/16/2024	99.873	07/31/2024	2,796,458.00	2,801,522.72	2,796,458.00
63873JHP8	11072	01GRF	ATIXIS NY Brh	Fair	5,000,000.00	5.367	08/23/2024	99.653	07/31/2024	4,982,655.00	4,984,263.89	4,982,655.00
55607KJG2	11077	01GRF	Macquarie Group	Fair	3,000,000.00	5.352	09/16/2024	99.299	07/31/2024	2,978,970.00	2,980,373.33	2,978,970.00
59217GEP0	11011	01GRF	METLIFE	Fair	5,000,000.00	4.951	09/27/2024	99.293	07/31/2024	4,964,675.00	4,968,467.94	4,964,675.00
9128283D0	10900	01GRF	U.S. Treasury	Fair	5,000,000.00	0.484	10/31/2024	99.251	07/31/2024	4,962,597.65	5,021,778.51	4,962,597.65
86960JL11	11110	01GRF	Svenska Handelsbanken	Fair	3,000,000.00	5.502	11/01/2024	98.637	07/31/2024	2,959,119.00	2,959,673.33	2,959,119.00
64971XYN2	10875	01GRF	NYC Transitional Fin Authority	Fair	5,500,000.00	0.612	11/01/2024	98.771	07/31/2024	5,432,427.00	5,498,613.84	5,432,427.00
05253ALD0	11106	01GRF	ANZ New Zealand International	Fair	2,000,000.00	5.385	11/13/2024	98.471	07/31/2024	1,969,430.00	1,970,360.00	1,969,430.00
742651DX7	10945	01GRF	Private Expt Fdg	Fair	1,310,000.00	2.720	11/15/2024	99.071	07/31/2024	1,297,836.65	1,306,475.66	1,297,836.65
4497W0LM8	11107	01GRF	ING Funding LLC Commercial Pap	Fair	5,000,000.00	5.505	11/21/2024	98.360	07/31/2024	4,918,010.00	4,918,488.87	4,918,010.00
63763PMC0	11109	01GRF	National Securities Clearing	Fair	3,000,000.00	5.341	12/12/2024	98.006	07/31/2024	2,940,181.50	2,943,475.00	2,940,181.50
3130AVJ60	11009	01GRF	Federal Home Loan Bank	Fair	2,500,000.00	5.354	12/30/2024	99.963	07/31/2024	2,499,075.00	2,500,000.00	2,499,075.00
31849HN73	11115	01GRF	First Abu Dhabi Bank P.J.S.C	Fair	3,000,000.00	5.542	01/07/2025	97.693	07/31/2024	2,930,815.50	2,930,040.00	2,930,815.50
64952WEK5	10926	01GRF	New York Life Global	Fair	1,000,000.00	1.486	01/14/2025	98.253	07/31/2024	982,530.00	999,837.00	982,530.00
3130AN7P9	10889	01GRF	Federal Home Loan Bank	Fair	5,000,000.00	0.397	01/28/2025	97.731	07/31/2024	4,886,575.00	5,000,627.11	4,886,575.00
13063DGB8	10983	01GRF	State of California	Fair	1,175,000.00	4.580	04/01/2025	98.904	07/31/2024	1,162,129.05	1,166,127.56	1,162,129.05
13063DGB8	11069	01GRF	State of California	Fair	1,125,000.00	4.811	04/01/2025	98.904	07/31/2024	1,112,676.75	1,114,625.00	1,112,676.75
13063DGB8	11117	01GRF	State of California	Fair	2,000,000.00	5.216	04/01/2025	98.904	07/31/2024	1,978,092.00	1,976,265.85	1,978,092.00
20772KGP8	11081	01GRF	Connecticut ST	Fair	2,000,000.00	4.722	04/15/2025	98.645	07/31/2024	1,972,906.00	1,978,433.30	1,972,906.00
98459LAA1	11038	01GRF	Yale University	Fair	1,500,000.00	5.357	04/15/2025	97.323	07/31/2024	1,459,852.50	1,455,029.73	1,459,852.50
74172WAG1	10910	01GRF	Prince George County Rev Autho	Fair	1,130,000.00	1.002	05/01/2025	98.844	07/31/2024	1,116,942.85	1,151,080.51	1,116,942.85
037833BG4	10923	01GRF	Apple Inc	Fair	3,000,000.00	1.380	05/13/2025	98.634	07/31/2024	2,959,020.00	3,041,630.81	2,959,020.00
65558RAA7	10999	01GRF	Nordea Bank	Fair	2,040,000.00	5.030	06/06/2025	98.660	07/31/2024	2,012,674.20	2,017,081.93	2,012,674.20

Data Updated: ~REPORT~: 08/01/2024 14:17

Run Date: 08/01/2024 - 14:18

Portfolio DRJ
AP
IC (PRF_IC) 7.1.1
Report Ver. 7.3.2

**Delaware River Joint TBC
Investment Classification
July 31, 2024**

CUSIP	Investment #	Fund	Issuer	Investment Class	Par Value	YTM	Maturity Date	Market Price	Market Date	Market Value	Book Value	Reported Value
General Reserve Fund												
341271AD6	10894	01GRF	Florida St Brd of Adm	Fair	4,000,000.00	0.752	07/01/2025	96.602	07/31/2024	3,864,112.00	4,019,663.77	3,864,112.00
3136G4D75	10825	01GRF	Federal National Mtg Assn	Fair	2,500,000.00	0.599	07/29/2025	95.834	07/31/2024	2,395,850.00	2,500,000.00	2,395,850.00
91282CHN4	11031	01GRF	U.S. Treasury	Fair	2,000,000.00	5.063	07/31/2025	100.023	07/31/2024	2,000,468.76	1,994,085.64	2,000,468.76
64952WEU3	10975	01GRF	New York Life Global	Fair	2,000,000.00	5.053	08/05/2025	98.635	07/31/2024	1,972,710.00	1,972,887.04	1,972,710.00
57629WDK3	11035	01GRF	Mass Mutual Global	Fair	2,000,000.00	5.609	08/26/2025	99.186	07/31/2024	1,983,720.00	1,970,740.00	1,983,720.00
74153WCR8	11015	01GRF	Pricoa Global Fund	Fair	2,000,000.00	5.150	08/28/2025	99.139	07/31/2024	1,982,790.00	1,980,883.25	1,982,790.00
3134GX3A0	10967	01GRF	Federal Home Loan Mtg Corp	Fair	2,000,000.00	4.768	09/30/2025	99.724	07/31/2024	1,994,490.00	1,999,612.04	1,994,490.00
91282CJL6	11059	01GRF	U.S. Treasury	Fair	3,000,000.00	4.717	11/30/2025	100.402	07/31/2024	3,012,070.32	3,006,011.72	3,012,070.32
49474E3Z4	10991	01GRF	King County Washington	Fair	560,000.00	4.364	12/01/2025	101.095	07/31/2024	566,134.80	567,391.35	566,134.80
05254JAA8	11004	01GRF	Aust & NZ Banking Group	Fair	3,000,000.00	4.777	12/08/2025	100.433	07/31/2024	3,013,005.00	3,011,572.85	3,013,005.00
592179KD6	11121	01GRF	METLIFE	Fair	2,000,000.00	5.135	01/06/2026	100.246	07/31/2024	2,004,920.00	1,996,212.71	2,004,920.00
3130AV3M2	11008	01GRF	Federal Home Loan Bank	Fair	3,000,000.00	5.500	03/13/2026	99.928	07/31/2024	2,997,855.00	3,000,000.00	2,997,855.00
64966MYL7	10944	01GRF	City of New York	Fair	3,000,000.00	2.642	04/01/2026	97.649	07/31/2024	2,929,482.00	3,030,132.60	2,929,482.00
57629W6F2	11116	01GRF	Mass Mutual Global	Fair	2,250,000.00	5.350	04/10/2026	99.629	07/31/2024	2,241,652.50	2,219,631.26	2,241,652.50
57629W6F2	11120	01GRF	Mass Mutual Global	Fair	2,000,000.00	5.151	04/10/2026	99.629	07/31/2024	1,992,580.00	1,979,135.44	1,992,580.00
06405LAD3	11119	01GRF	Bank of New York Mellon	Fair	3,765,000.00	5.232	05/22/2026	100.158	07/31/2024	3,770,948.70	3,759,542.14	3,770,948.70
58989V2F0	11129	01GRF	Met Tower Global Fund	Fair	2,000,000.00	4.853	06/20/2026	101.051	07/31/2024	2,021,030.00	2,019,388.79	2,021,030.00
54438CYL0	10955	01GRF	Los Angeles CA Community Colle	Fair	1,480,000.00	3.339	08/01/2026	93.710	07/31/2024	1,386,912.44	1,426,254.58	1,386,912.44
91282CHY0	11041	01GRF	U.S. Treasury	Fair	1,000,000.00	4.911	09/15/2026	100.777	07/31/2024	1,007,773.44	994,374.96	1,007,773.44
06375M3Z6	11034	01GRF	Bank of Montreal	Fair	3,000,000.00	6.500	09/21/2026	99.224	07/31/2024	2,976,720.00	3,000,000.00	2,976,720.00
882724WT0	10915	01GRF	Texas Public Finance Authority	Fair	7,500,000.00	1.289	10/01/2026	101.307	07/31/2024	7,598,025.00	8,081,395.89	7,598,025.00
3130AXMJ4	11045	01GRF	Federal Home Loan Bank	Fair	3,000,000.00	5.550	10/30/2026	100.055	07/31/2024	3,001,650.00	3,000,000.00	3,001,650.00
771196CE0	11128	01GRF	ROCHE HLDGS INC	Fair	3,500,000.00	4.842	11/13/2026	101.447	07/31/2024	3,550,662.50	3,531,363.74	3,550,662.50
64953BBM9	11127	01GRF	New York Life Global	Fair	2,000,000.00	4.837	04/02/2027	100.822	07/31/2024	2,016,450.00	2,002,971.96	2,016,450.00
29446MAE2	11097	01GRF	EQUINOR ASA	Fair	1,000,000.00	4.833	04/06/2027	96.285	07/31/2024	962,850.00	954,834.55	962,850.00
57629W4S6	11126	01GRF	Mass Mutual Global	Fair	3,000,000.00	4.867	04/09/2027	101.397	07/31/2024	3,041,910.00	3,017,160.00	3,041,910.00
166764BX7	11073	01GRF	Chevron Corp	Fair	3,000,000.00	4.379	05/11/2027	93.729	07/31/2024	2,811,870.00	2,816,739.68	2,811,870.00
90327QD97	11124	01GRF	USAA CAP CORP	Fair	5,000,000.00	5.048	06/01/2027	101.713	07/31/2024	5,085,650.00	5,026,096.35	5,085,650.00
649907XF4	11100	01GRF	New York State Dormitory Auth	Fair	1,000,000.00	5.049	07/01/2027	100.073	07/31/2024	1,000,738.00	996,261.83	1,000,738.00
40139LBG7	11098	01GRF	Guardian Life Global Funding	Fair	3,000,000.00	4.853	10/28/2027	102.674	07/31/2024	3,080,235.00	3,061,121.85	3,080,235.00
3130AYCQ7	11067	01GRF	Federal Home Loan Bank	Fair	2,610,000.00	4.999	01/03/2028	99.864	07/31/2024	2,606,463.45	2,610,000.00	2,606,463.45
64952WEY5	11111	01GRF	New York Life Global	Fair	3,000,000.00	5.020	01/09/2028	100.574	07/31/2024	3,017,235.00	2,983,980.97	3,017,235.00
3130AYLF1	11094	01GRF	Federal Home Loan Bank	Fair	3,000,000.00	4.535	01/14/2028	99.568	07/31/2024	2,987,040.00	2,998,498.92	2,987,040.00
3134H1PS6	11082	01GRF	Federal Home Loan Mtg Corp	Fair	4,400,000.00	5.013	01/14/2028	99.828	07/31/2024	4,392,454.00	4,398,080.98	4,392,454.00
13063DGC6	11040	01GRF	State of California	Fair	2,000,000.00	5.035	04/01/2028	97.368	07/31/2024	1,947,376.00	1,900,299.44	1,947,376.00
637639AK1	11104	01GRF	National Securities Clearing	Fair	4,000,000.00	4.641	05/30/2028	101.349	07/31/2024	4,053,960.00	4,049,152.48	4,053,960.00

Data Updated: ~REPORT~: 08/01/2024 14:17

Run Date: 08/01/2024 - 14:18

**Delaware River Joint TBC
Investment Classification
July 31, 2024**

CUSIP	Investment #	Fund	Issuer	Investment Class	Par Value	YTM	Maturity Date	Market Price	Market Date	Market Value	Book Value	Reported Value
General Reserve Fund												
01266HFL8	11050	01GRF	Albemarle Cnty VA Economic Dev	Fair	3,000,000.00	5.260	06/01/2028	101.653	07/31/2024	3,049,590.00	3,003,897.07	3,049,590.00
898365AP6	11066	01GRF	Boston College	Fair	2,550,000.00	4.705	07/01/2028	100.081	07/31/2024	2,552,075.70	2,533,371.64	2,552,075.70
91282CJA0	11042	01GRF	U.S. Treasury	Fair	1,000,000.00	4.806	09/30/2028	102.488	07/31/2024	1,024,882.81	993,329.41	1,024,882.81
67080LAA3	11063	01GRF	Nuveen LLC	Fair	5,000,000.00	5.034	11/01/2028	97.446	07/31/2024	4,872,325.00	4,794,637.29	4,872,325.00
91282CJN2	11060	01GRF	U.S. Treasury	Fair	2,000,000.00	4.257	11/30/2028	101.679	07/31/2024	2,033,593.76	2,009,051.74	2,033,593.76
3134H1WS8	11102	01GRF	Federal Home Loan Mtg Corp	Fair	3,400,000.00	5.349	03/07/2029	99.903	07/31/2024	3,396,702.00	3,400,000.00	3,396,702.00
3130B0KB4	11105	01GRF	Federal Home Loan Bank	Fair	3,000,000.00	5.000	03/20/2029	100.296	07/31/2024	3,008,880.00	3,000,000.00	3,008,880.00
3130BORT8	11112	01GRF	Federal Home Loan Bank	Fair	3,000,000.00	5.400	04/10/2029	100.013	07/31/2024	3,000,405.00	3,000,000.00	3,000,405.00
3130B22X2	11134	01GRF	Federal Home Loan Bank	Fair	4,000,000.00	5.124	07/24/2029	100.112	07/31/2024	4,004,500.00	4,000,000.00	4,004,500.00
Subtotal					233,373,177.38	4.399				232,252,804.21	233,060,048.53	232,252,804.21
Operating Fund												
38145C752	10108	01OF	Goldman Sachs Ila Fed Port	Amort	23,214.41	4.450		100.000	07/31/2024	23,214.41	23,214.41	23,214.41
912797JR9	11090	01OF	U.S. Treasury	Fair	8,375,000.00	4.758	01/23/2025	97.615	07/31/2024	8,175,330.54	8,190,433.03	8,175,330.54
Subtotal					8,398,214.41	4.758				8,198,544.95	8,213,647.44	8,198,544.95
Reserve Maintenance Fund												
38145C752	10106	01RMF	Goldman Sachs Ila Fed Port	Amort	51,451.29	4.450		100.000	07/31/2024	51,451.29	51,451.29	51,451.29
912797JR9	11089	01RMF	U.S. Treasury	Fair	10,350,000.00	4.758	01/23/2025	97.615	07/31/2024	10,103,244.30	10,121,923.37	10,103,244.30
Subtotal					10,401,451.29	4.757				10,154,695.59	10,173,374.66	10,154,695.59
Scudder Falls Insurance Reserv												
38145C752	10506	01SFIR	Goldman Sachs Ila Fed Port	Amort	777.00	4.450		100.000	07/31/2024	777.00	777.00	777.00
912797HE0	11095	01SFIR	U.S. Treasury	Fair	2,121,000.00	4.770	10/31/2024	98.703	07/31/2024	2,093,490.63	2,096,444.71	2,093,490.63
Subtotal					2,121,777.00	4.770				2,094,267.63	2,097,221.71	2,094,267.63
Construction Fund 2019A												
38145C752	10713	06CF19A	Goldman Sachs Ila Fed Port	Amort	0.00			100.000	07/31/2024	0.00	0.00	0.00
PAINVEST	10752	06CF19A	PA Invest	Amort	4,466,991.77	5.268		100.000	07/31/2024	4,466,991.77	4,466,991.77	4,466,991.77
82124LJH6	11131	06CF19A	Sheffield Receivables	Fair	1,000,000.00	5.394	09/17/2024	99.274	07/31/2024	992,742.50	993,015.27	992,742.50
86564YKQ4	11133	06CF19A	Sumitomo Mistsui Trust Bank LT	Fair	3,000,000.00	5.424	10/24/2024	98.729	07/31/2024	2,961,879.00	2,962,549.98	2,961,879.00
4497W0MG0	11130	06CF19A	ING Funding LLC Commercial Pap	Fair	3,000,000.00	5.352	12/16/2024	98.008	07/31/2024	2,940,240.00	2,940,176.65	2,940,240.00
Subtotal					11,466,991.77	5.341				11,361,853.27	11,362,733.67	11,361,853.27
Debt Service Reserve Fund Comm												
38145C752	10994	06DSRF	Goldman Sachs Ila Fed Port	Amort	7,881.54	4.450		100.000	07/31/2024	7,881.54	7,881.54	7,881.54

**Delaware River Joint TBC
Investment Classification
July 31, 2024**

CUSIP	Investment #	Fund	Issuer	Investment Class	Par Value	YTM	Maturity Date	Market Price	Market Date	Market Value	Book Value	Reported Value
Debt Service Reserve Fund Comm												
912797JR9	11088	06DSRF	U.S. Treasury	Fair	43,600,000.00	4.759	01/23/2025	97.615	07/31/2024	42,560,526.73	42,641,799.17	42,560,526.73
912797JR9	11092	06DSRF	U.S. Treasury	Fair	8,406,000.00	4.771	01/23/2025	97.615	07/31/2024	8,205,591.46	8,220,239.07	8,205,591.46
				Subtotal	52,013,881.54	4.761				50,773,999.73	50,869,919.78	50,773,999.73
2019A Rebate Account												
38145C752	11039	06REB19A	Goldman Sachs IIa Fed Port	Amort	482,211.60	4.450		100.000	07/31/2024	482,211.60	482,211.60	482,211.60
				Subtotal	482,211.60	4.450				482,211.60	482,211.60	482,211.60
				Total	318,274,810.80	4.515				315,335,482.79	316,276,263.20	315,335,482.79

7

DELAWARE RIVER JOINT TOLL BRIDGE COMMISSION
Meeting of September 30, 2024
TOLL TRAFFIC AND REVENUE STATISTICS (July 2024)

Summary: The Commission recorded an increase in total toll revenue for July 2024 in comparison to the July 2023 traffic and revenue statistics. Total toll traffic also reflected an increase for the month of the July. [It should be noted that 2024 is a leap year. In addition, the Commission had a toll rate increase for Class 1 and Class 11 vehicles effective January 7, 2024].

Analysis of July 2024 / July 2023 toll revenue data comparison:

- Total toll revenue increased by **\$2,143,638** or 13.31 percent at the Commission's eight toll bridges for the month of July.
- Commercial-vehicle toll revenue increased \$1,395,697 for a 13.30 percent increase.
- Passenger-vehicle toll revenue increased \$747,940 for a 13.33 percent increase.

Analysis of July 2024 / July 2023 traffic data comparison:

- Total toll traffic increased by **90,246** vehicles, or 2.17 percent for the month.
- Commercial-vehicle traffic increased by 73,442 vehicles, or 13.37 percent.
- Passenger-vehicle toll traffic increased by 16,804 vehicles, or 0.47 percent.
- Average daily toll traffic for the Commission's toll bridges for July 2024 was 136,996 total vehicles as compared to the 134,085 total vehicles recorded in July 2023, an increase on average of 2,911 vehicles a day.
- Total recorded westbound traffic volume at the toll supported bridges for July 2024 decreased by 35,328 vehicles, or 1.8 percent as compared to July 2023. Average daily westbound traffic on the toll supported bridges was 61,150 vehicles in July 2024 as compared to 62,289 vehicles in July 2023.

Traffic analysis for 2024 YTD:

- Total YTD toll traffic for the eight toll bridges is reflecting a 1.48 percent increase for the first seven months of 2024 as compared to the same seven-month period in 2023.
- Westbound traffic on the ten toll supported bridges reflects a 0.7 percent decrease through the first seven months of 2024 when compared to 2023.

REGION REVIEW:

Southern Region

Total toll traffic at Trenton-Morrisville (TM) reflected a 4.38 percent increase for July 2024 when compared to July 2023 as the result of increases of 19,998 cars and 10,828 trucks. The Scudder Falls Bridge recorded a 2.74 percent increase in total toll traffic for July 2024 when compared to July 2023 as the result of combined increases of 15,558 cars and 2,596 trucks. At New Hope-Lambertville (NHL), an increase of 3,568 cars combined with an increase of 1,747 trucks resulted in an increase of 3.77 percent in total toll traffic for July 2024 as compared to July 2023.

Central Region

The I-78 Toll Bridge recorded an increase of 3.17 percent in total toll traffic for the month of July 2024 when compared to July 2023 as the result of the increases of 1,367 cars and 30,839 trucks. At the Easton-Phillipsburg (EP) Toll Bridge, a decrease of 11,644 passenger vehicles combined with an increase of 6,673 trucks generated a 1.08 percent decrease in total toll traffic for July 2024 as compared to July 2023.

Northern Region

Portland-Columbia (PC) recorded a 3.91 percent decrease in total toll traffic during July 2024 compared to July 2023 as the result of the decrease of 8,033 automobiles and the increase of 3,212 trucks. At the Delaware Water Gap (DWG) Toll Bridge, increases of 317 passenger vehicles and 16,923 trucks generated a 1.87 percent increase in total toll traffic for July 2024 when compared to July 2023. At Milford-Montague (MM), a decrease of 4,327 passenger vehicles combined with an increase of 624 trucks produced a 2.92 percent decrease in total toll traffic for the month of July 2024 as compared to July 2023.

E-ZPass Penetration Rates

The table below provides a comparison of the E-ZPass penetration rates for the Commission's eight (8) toll bridges for the months of July 2024 and July 2023, and the year-to-date periods ending July 31, 2024 and July 31, 2023.

		E-ZPass PENETRATION RATES					
		Jul-24	Jul-23	Change in Monthly Percentage	YTD 2024	YTD 2023	Change in YTD Percentage
All Toll Bridges	Cars	83.90	86.84	-2.94	84.72	87.78	-3.06
	Trucks	87.78	95.79	-8.01	87.98	96.02	-8.04
	Total	84.47	88.03	-3.56	85.21	88.96	-3.75
Trenton - Morrisville	Cars	83.19	87.69	-4.50	83.90	87.97	-4.07
	Trucks	86.13	95.71	-9.58	86.05	95.82	-9.77
	Total	83.49	88.43	-4.94	84.13	88.71	-4.58
Scudder Falls	Cars	91.46	90.38	1.08	92.00	91.87	0.13
	Trucks	89.56	89.28	0.28	89.59	89.72	-0.13
	Total	91.36	90.32	1.04	91.88	91.76	0.12
New Hope - Lambertville	Cars	93.63	93.90	-0.27	92.76	94.41	-1.65
	Trucks	91.10	95.50	-4.40	89.90	95.51	-5.61
	Total	93.41	94.11	-0.70	92.53	94.50	-1.97
I-78	Cars	79.40	84.71	-5.31	80.96	85.80	-4.84
	Trucks	88.47	97.03	-8.56	88.83	97.13	-8.30
	Total	81.94	87.89	-5.95	83.35	89.15	-5.80
Easton - Phillipsburg	Cars	85.23	88.29	-3.06	86.35	89.12	-2.77
	Trucks	85.80	91.24	-5.44	85.77	91.90	-6.13
	Total	85.28	88.48	-3.20	86.31	89.30	-2.99
Portland - Columbia	Cars	87.49	85.04	2.45	85.30	85.63	-0.33
	Trucks	88.34	95.62	-7.28	87.73	96.02	-8.29
	Total	87.60	86.03	1.57	85.57	86.63	-1.06
Delaware Water Gap	Cars	79.19	83.99	-4.80	79.67	84.52	-4.85
	Trucks	86.95	96.27	-9.32	87.37	96.50	-9.13
	Total	80.44	85.78	-5.34	81.02	86.51	-5.49
Milford - Montague	Cars	88.05	84.76	3.29	84.03	84.63	-0.60
	Trucks	88.52	87.52	1.00	83.70	86.89	-3.19
	Total	88.07	84.85	3.22	84.01	84.71	-0.70

The Commission implemented toll-by-plate functionality at seven toll plazas in January 2024 and changed the way to calculate the E-ZPass Penetration rate for those seven toll bridges to be similar with how the calculation is completed at its AET Scudder Falls Bridge. For all toll bridges, E-ZPass penetration rate is now calculated by dividing the sum of E-ZPass transactions and itoll/vtoll transactions, over total transaction volume. Prior to year 2024, for non-AET bridges, E-ZPass penetration rate was calculated by dividing all non-cash transactions, which includes both E-ZPass and violation transactions, over total transaction volume. Starting 11pm on June 16th, 2024, the Commission ceased cash toll collections at NH, PC and MM, which impacted EZPass Penetration rate for those three plazas.

DELAWARE RIVER JOINT TOLL BRIDGE COMMISSION
ALL TOLL BRIDGES
COMPARATIVE STATEMENT OF TOLL TRAFFIC AND REVENUE

JULY 2024

JANUARY 1, 2023 JULY 31, 2023 212 DAYS		JANUARY 1, 2024 JULY 31, 2024 213 DAYS		VEHICLE CLASS	MONTH OF JULY 2024 31 DAYS		MONTH OF JULY 2023 31 DAYS	
NUMBER OF VEHICLES	TOTAL REVENUE	NUMBER OF VEHICLES	TOTAL REVENUE		NUMBER OF VEHICLES	TOTAL REVENUE	NUMBER OF VEHICLES	TOTAL REVENUE
22,572,808	\$ 34,793,068.85	22,687,138	\$ 39,471,276.30	Passenger	3,624,052	\$ 6,380,390.10	3,607,248	\$ 5,699,212.75
-	(629,813.60)	-	(227,351.25)	Discounts *	-	(22,208.00)	-	(88,971.00)
22,572,808	\$ 34,163,255.25	22,687,138	\$ 39,243,925.05	TOTAL PASSENGER	3,624,052	\$ 6,358,182.10	3,607,248	\$ 5,610,241.75
668,826	6,120,628.75	812,862	7,432,013.30	2-Axle Trucks	125,403	1,146,680.80	112,171	1,025,725.00
272,074	3,715,833.30	279,231	3,819,537.00	3-Axle Trucks	45,959	628,866.00	37,038	505,131.00
338,431	6,175,506.80	306,135	5,595,660.00	4-Axle Trucks	47,887	876,844.00	41,166	750,638.00
2,464,809	56,113,861.00	2,611,593	59,489,497.50	5-Axle Trucks	393,724	8,969,802.50	350,594	7,984,572.50
53,712	1,457,637.00	61,826	1,678,689.00	6-Axle Trucks	9,563	259,440.00	8,239	223,731.00
1,596	54,648.00	3,039	101,853.50	7-Axle Trucks	287	9,769.00	173	5,907.50
3,799,448	\$ 73,638,114.85	4,074,686	\$ 78,117,250.30	TOTAL TRUCKS	622,823	\$ 11,891,402.30	549,381	\$ 10,495,705.00
26,372,256	\$ 107,801,370.10	26,761,824	\$ 117,361,175.35	TOTAL TOLL VEHICLES	4,246,875	\$ 18,249,584.40	4,156,629	16,105,946.75
124,397	\$ 508,497.03	125,642	\$ 550,991.43	DAILY AVERAGE	136,996	\$ 588,696.27	134,085	\$ 519,546.67

YTD Rate Change

Traffic (toll)	1.48%
Autos	0.51%
Trucks	7.24%
Revenue	8.87%
Autos	14.87%
Trucks	6.08%

MTD Rate Change Traffic

Traffic (toll)	2.17%
Autos	0.47%
Trucks	13.37%
Revenue	13.31%
Autos	13.33%
Trucks	13.30%

* "Discounts" The Commuter Discount was eliminated effective January 1st, 2024. The commuter discount reported in the January 2024 Comparatives represented the discounts issued for trips made in December 2023. "Discounts" now represents adjustments for employee and Commission vehicle non-revenue crossings.

NOTE: On January 7, 2024 the Commission increased the *E-ZPass* toll rate for both Class 1 and Class 11 vehicles. The *E-ZPass* toll rate for a Class 1 vehicle was raised from \$1.25 to \$1.50 and the *E-ZPass* toll rate for a Class 11 vehicle was raised from \$3.25 to \$3.50

DELAWARE RIVER JOINT TOLL BRIDGE COMMISSION
TRENTON - MORRISVILLE TOLL BRIDGE
COMPARATIVE STATEMENT OF TOLL TRAFFIC AND REVENUE

JANUARY 1, 2023 JULY 31, 2023 212 DAYS		JANUARY 1, 2024 JULY 31, 2024 213 DAYS		MONTH OF JULY 2024 31 DAYS		MONTH OF JULY 2023 31 DAYS		
NUMBER OF VEHICLES	TOTAL REVENUE	NUMBER OF VEHICLES	TOTAL REVENUE	VEHICLE CLASS	NUMBER OF VEHICLES	TOTAL REVENUE	NUMBER OF VEHICLES	TOTAL REVENUE
4,173,065	\$ 6,446,502.00	4,237,112	\$ 7,410,194.25	Passenger	659,855	\$ 1,165,177.75	639,857	\$ 1,006,612.25
	(112,403.47)		(34,012.75)	Discounts *		(3,238.00)		(16,440.65)
4,173,065	\$ 6,334,098.53	4,237,112	\$ 7,376,181.50	TOTAL PASSENGER	659,855	\$ 1,161,939.75	639,857	\$ 990,171.60
109,246	997,496.25	160,402	1,464,372.00	2-Axle Trucks	24,304	221,853.00	20,753	188,120.00
68,347	933,097.80	78,315	1,071,526.50	3-Axle Trucks	12,918	176,866.50	9,312	126,781.50
68,303	1,247,058.80	68,626	1,257,152.00	4-Axle Trucks	9,834	180,688.00	8,415	152,840.00
182,384	4,167,876.00	186,090	4,255,647.50	5-Axle Trucks	27,581	629,917.50	25,597	586,045.00
2,407	65,712.00	5,164	141,519.00	6-Axle Trucks	551	15,078.00	322	8,835.00
87	2,852.50	1,406	45,020.50	7-Axle Trucks	47	1,501.50	8	259.00
430,774	\$ 7,414,093.35	500,003	\$ 8,235,237.50	TOTAL TRUCKS	75,235	\$ 1,225,904.50	64,407	\$ 1,062,880.50
4,603,839	\$ 13,748,191.88	4,737,115	\$ 15,611,419.00	TOTAL TOLL VEHICLES	735,090	\$ 2,387,844.25	704,264	\$ 2,053,052.10
21,716	\$ 64,849.96	22,240	\$ 73,293.05	DAILY AVERAGE	23,713	\$ 77,027.23	22,718	\$ 66,227.49
Rate Change				Rate Change				
Traffic (toll)		2.89%		Traffic (toll)		4.38%		
Autos		1.53%		Autos		3.13%		
Trucks		16.07%		Trucks		16.81%		
Revenue		13.55%		Revenue		16.31%		
Autos		16.45%		Autos		17.35%		
Trucks		11.08%		Trucks		15.34%		

DELAWARE RIVER JOINT TOLL BRIDGE COMMISSION
 SCUDDER FALLS TOLL BRIDGE
 COMPARATIVE STATEMENT OF TOLL TRAFFIC AND REVENUE

JULY 2024

JANUARY 1, 2023 JULY 31, 2023 212 DAYS		JANUARY 1, 2024 JULY 31, 2024 213 DAYS		VEHICLE CLASS	MONTH OF JULY 2024 31 DAYS		MONTH OF JULY 2023 31 DAYS	
NUMBER OF VEHICLES	TOTAL REVENUE	NUMBER OF VEHICLES	TOTAL REVENUE		NUMBER OF VEHICLES	TOTAL REVENUE	NUMBER OF VEHICLES	TOTAL REVENUE
4,201,043	\$ 5,888,699.10 (112,553.22)	4,363,918	\$ 7,082,277.55 (38,780.29)	Passenger Discounts *	644,566	\$ 1,056,403.10 (2,547.00)	629,008	\$ 899,026.75 (16,112.85)
4,201,043	\$ 5,776,145.88	4,363,918	\$ 7,043,497.26	TOTAL PASSENGER	644,566	\$ 1,053,856.10	629,008	\$ 882,913.90
91,153	828,709.00	117,922	1,071,745.30	2-Axle Trucks	17,645	160,459.30	16,671	151,677.00
21,617	294,594.00	21,854	296,992.50	3-Axle Trucks	3,579	48,766.50	2,653	36,124.50
17,349	316,286.00	15,686	286,702.00	4-Axle Trucks	2,337	42,706.00	2,446	44,738.00
80,266	1,829,432.50	79,522	1,813,352.50	5-Axle Trucks	11,678	266,332.50	11,179	254,897.50
947	25,788.00	1,478	40,251.00	6-Axle Trucks	443	12,012.00	132	3,576.00
123	4,077.50	155	5,351.00	7-Axle Trucks	10	349.50	15	467.00
211,455	\$ 3,298,887.00	236,617	\$ 3,514,394.30	TOTAL TRUCKS	35,692	\$ 530,625.80	33,096	\$ 491,480.00
4,412,498	\$ 9,075,032.88	4,600,535	\$ 10,557,891.56	TOTAL TOLL VEHICLES	680,258	\$ 1,584,481.90	662,104	\$ 1,374,393.90
20,814	\$ 42,806.76	21,599	\$ 49,567.57	DAILY AVERAGE	21,944	\$ 51,112.32	21,358	\$ 44,335.29
Rate Change					Rate Change			
Traffic (toll)		4.26%			Traffic (toll)		2.74%	
Autos		3.88%			Autos		2.47%	
Trucks		11.90%			Trucks		7.84%	
Revenue		16.34%			Revenue		15.29%	
Autos		21.94%			Autos		19.36%	
Trucks		6.53%			Trucks		7.96%	

DELAWARE RIVER JOINT TOLL BRIDGE COMMISSION
 NEW HOPE - LAMBERTVILLE TOLL BRIDGE
 COMPARATIVE STATEMENT OF TOLL TRAFFIC AND REVENUE

JULY 2024

JANUARY 1, 2023 JULY 31, 2023 212 DAYS		JANUARY 1, 2024 JULY 31, 2024 213 DAYS		MONTH OF JULY 2024 31 DAYS		MONTH OF JULY 2023 31 DAYS		
NUMBER OF VEHICLES	TOTAL REVENUE	NUMBER OF VEHICLES	TOTAL REVENUE	VEHICLE CLASS	NUMBER OF VEHICLES	TOTAL REVENUE	NUMBER OF VEHICLES	TOTAL REVENUE
844,933	\$ 1,191,329.25 (33,354.22)	871,283	\$ 1,417,436.75 (19,029.58)	Passenger Discounts *	133,177	\$ 216,066.25 (2,719.50)	129,609	\$ 186,025.00 (4,483.14)
844,933	\$ 1,157,975.03	871,283	\$ 1,398,407.17	TOTAL PASSENGER	133,177	\$ 213,346.75	129,609	\$ 181,541.86
29,547	269,293.00	35,510	322,952.00	2-Axle Trucks	6,677	60,590.00	5,394	49,132.00
8,737	118,699.50	7,804	106,327.50	3-Axle Trucks	1,450	19,729.50	1,402	18,973.50
5,711	104,364.00	5,739	105,218.00	4-Axle Trucks	875	16,056.00	924	16,832.00
24,881	564,612.50	27,492	624,795.00	5-Axle Trucks	3,782	86,030.00	3,318	75,125.00
1,905	51,573.00	2,162	58,752.00	6-Axle Trucks	303	8,214.00	299	8,100.00
24	759.50	30	969.50	7-Axle Trucks	1	31.50	4	129.50
70,805	\$ 1,109,301.50	78,737	\$ 1,219,014.00	TOTAL TRUCKS	13,088	\$ 190,651.00	11,341	\$ 168,292.00
915,738	\$ 2,267,276.53	950,020	\$ 2,617,421.17	TOTAL TOLL VEHICLES	146,265	\$ 403,997.75	140,950	\$ 349,833.86
4,320	\$ 10,694.70	4,460	\$ 12,288.36	DAILY AVERAGE	4,718	\$ 13,032.19	4,547	\$ 11,284.96
Rate Change				Rate Change				
Traffic (toll)		3.74%		Traffic (toll)		3.77%		
Autos		3.12%		Autos		2.75%		
Trucks		11.20%		Trucks		15.40%		
Revenue		15.44%		Revenue		15.48%		
Autos		20.76%		Autos		17.52%		
Trucks		9.89%		Trucks		13.29%		

DELAWARE RIVER JOINT TOLL BRIDGE COMMISSION

I78 TOLL BRIDGE

COMPARATIVE STATEMENT OF TOLL TRAFFIC AND REVENUE

JULY 2024

JANUARY 1, 2023 JULY 31, 2023 212 DAYS		JANUARY 1, 2024 JULY 31, 2024 213 DAYS		MONTH OF JULY 2024 31 DAYS		MONTH OF JULY 2023 31 DAYS		
NUMBER OF VEHICLES	TOTAL REVENUE	NUMBER OF VEHICLES	TOTAL REVENUE	VEHICLE CLASS	NUMBER OF VEHICLES	TOTAL REVENUE	NUMBER OF VEHICLES	TOTAL REVENUE
4,429,929	\$ 7,159,848.50	4,457,642	\$ 8,033,879.00	Passenger	754,513	\$ 1,383,891.50	753,146	\$ 1,248,359.25
	(109,979.85)		(22,778.40)	Discounts *		(1,100.00)		(15,166.79)
4,429,929	\$ 7,049,868.65	4,457,642	\$ 8,011,100.60	TOTAL PASSENGER	754,513	\$ 1,382,791.50	753,146	\$ 1,233,192.46
184,544	1,692,662.50	212,364	1,946,684.00	2-Axle Trucks	31,929	293,062.00	28,999	265,929.00
96,846	1,323,484.50	89,120	1,218,991.50	3-Axle Trucks	14,356	196,380.00	12,721	173,623.50
139,898	2,547,064.00	124,268	2,267,386.00	4-Axle Trucks	18,718	342,346.00	16,128	293,850.00
1,401,514	31,890,847.50	1,485,841	33,817,290.00	5-Axle Trucks	222,451	5,063,805.00	199,075	4,530,900.00
31,304	849,189.00	34,132	925,575.00	6-Axle Trucks	5,317	144,051.00	5,062	137,403.00
676	22,995.50	785	26,755.00	7-Axle Trucks	126	4,246.00	73	2,477.00
1,854,782	\$ 38,326,243.00	1,946,510	\$ 40,202,681.50	TOTAL TRUCKS	292,897	\$ 6,043,890.00	262,058	\$ 5,404,182.50
6,284,711	\$ 45,376,111.65	6,404,152	\$ 48,213,782.10	TOTAL TOLL VEHICLES	1,047,410	\$ 7,426,681.50	1,015,204	\$ 6,637,374.96
29,645	\$ 214,038.26	30,066	\$ 226,355.78	DAILY AVERAGE	33,787	\$ 239,570.37	32,749	\$ 214,108.87
Rate Change				Rate Change				
Traffic (toll)		1.90%		Traffic (toll)		3.17%		
Autos		0.63%		Autos		0.18%		
Trucks		4.95%		Trucks		11.77%		
Revenue		6.25%		Revenue		11.89%		
Autos		13.63%		Autos		12.13%		
Trucks		4.90%		Trucks		11.84%		

DELAWARE RIVER JOINT TOLL BRIDGE COMMISSION
 EASTON - PHILLIPSBURG TOLL BRIDGE
 COMPARATIVE STATEMENT OF TOLL TRAFFIC AND REVENUE

JULY 2024

JANUARY 1, 2023 JULY 31, 2023 212 DAYS		JANUARY 1, 2024 JULY 31, 2024 213 DAYS		MONTH OF JULY 2024 31 DAYS		MONTH OF JULY 2023 31 DAYS		
NUMBER OF VEHICLES	TOTAL REVENUE	NUMBER OF VEHICLES	TOTAL REVENUE	VEHICLE CLASS	NUMBER OF VEHICLES	TOTAL REVENUE	NUMBER OF VEHICLES	TOTAL REVENUE
2,901,293	\$ 4,379,855.00	2,826,591	\$ 4,844,484.75	Passenger	421,248	\$ 732,801.75	432,892	\$ 669,387.75
	(82,023.60)		(28,179.76)	Discounts *		(3,132.00)		(12,610.53)
2,901,293	\$ 4,297,831.40	2,826,591	\$ 4,816,304.99	TOTAL PASSENGER	421,248	\$ 729,669.75	432,892	\$ 656,777.22
81,464	743,934.00	82,365	753,595.00	2-Axle Trucks	12,524	114,601.50	10,470	95,548.00
17,279	235,084.50	21,625	297,163.50	3-Axle Trucks	3,684	50,673.00	2,405	32,515.50
18,607	339,972.00	20,087	366,946.00	4-Axle Trucks	3,158	57,690.00	2,776	50,370.00
87,440	1,990,952.50	100,618	2,297,225.00	5-Axle Trucks	15,596	355,837.50	12,671	287,612.50
947	25,674.00	952	25,968.00	6-Axle Trucks	189	5,202.00	159	4,287.00
79	2,521.50	19	616.00	7-Axle Trucks	5	157.50	2	59.50
205,816	\$ 3,338,138.50	225,666	\$ 3,741,513.50	TOTAL TRUCKS	35,156	\$ 584,161.50	28,483	\$ 470,392.50
3,107,109	\$ 7,635,969.90	3,052,257	\$ 8,557,818.49	TOTAL TOLL VEHICLES	456,404	\$ 1,313,831.25	461,375	\$ 1,127,169.72
14,656	\$ 36,018.73	14,330	\$ 40,177.55	DAILY AVERAGE	14,723	\$ 42,381.65	14,883	\$ 36,360.31
Rate Change				Rate Change				
Traffic (toll)		-1.77%		Traffic (toll)		-1.08%		
Autos		-2.57%		Autos		-2.69%		
Trucks		9.64%		Trucks		23.43%		
Revenue		12.07%		Revenue		16.56%		
Autos		12.06%		Autos		11.10%		
Trucks		12.08%		Trucks		24.19%		

DELAWARE RIVER JOINT TOLL BRIDGE COMMISSION
 PORTLAND - COLUMBIA TOLL BRIDGE
 COMPARATIVE STATEMENT OF TOLL TRAFFIC AND REVENUE

JULY 2024

JANUARY 1, 2023 JULY 31, 2023 212 DAYS		JANUARY 1, 2024 JULY 31, 2024 213 DAYS		MONTH OF JULY 2024 31 DAYS		MONTH OF JULY 2023 31 DAYS		
NUMBER OF VEHICLES	TOTAL REVENUE	NUMBER OF VEHICLES	TOTAL REVENUE	VEHICLE CLASS	NUMBER OF VEHICLES	TOTAL REVENUE	NUMBER OF VEHICLES	TOTAL REVENUE
721,891	\$ 1,130,249.00	681,043	\$ 1,184,142.25	Passenger	103,842	\$ 178,401.75	111,875	\$ 178,996.50
	(31,337.28)		(26,753.36)	Discounts *		(3,358.50)		(3,514.53)
721,891	\$ 1,098,911.72	681,043	\$ 1,157,388.89	TOTAL PASSENGER	103,842	\$ 175,043.25	111,875	\$ 175,481.97
14,517	133,387.00	20,549	187,351.00	2-Axle Trucks	3,524	32,088.00	2,661	24,620.00
6,839	94,041.00	8,109	111,199.50	3-Axle Trucks	1,311	17,890.50	1,059	14,548.50
28,469	520,100.00	28,018	512,326.00	4-Axle Trucks	5,388	98,566.00	3,930	72,226.00
26,983	612,417.50	27,939	635,395.00	5-Axle Trucks	4,464	101,490.00	3,824	86,957.50
183	4,980.00	206	5,667.00	6-Axle Trucks	26	714.00	27	741.00
12	381.50	6	192.50	7-Axle Trucks	1	35.00	1	31.50
77,003	\$ 1,365,307.00	84,827	\$ 1,452,131.00	TOTAL TRUCKS	14,714	\$ 250,783.50	11,502	\$ 199,124.50
798,894	\$ 2,464,218.72	765,870	\$ 2,609,519.89	TOTAL TOLL VEHICLES	118,556	\$ 425,826.75	123,377	\$ 374,606.47
3,768	\$ 11,623.67	3,596	\$ 12,251.27	DAILY AVERAGE	3,824	\$ 13,736.35	3,980	\$ 12,084.08
Rate Change					Rate Change			
Traffic (toll)		-4.13%			Traffic (toll)		-3.91%	
Autos		-5.66%			Autos		-7.18%	
Trucks		10.16%			Trucks		27.93%	
Revenue					Revenue			
Autos		5.90%			Autos		13.67%	
Trucks		5.32%			Trucks		-0.25%	
		6.36%					25.94%	

DELAWARE RIVER JOINT TOLL BRIDGE COMMISSION
 DELAWARE WATER GAP TOLL BRIDGE
 COMPARATIVE STATEMENT OF TOLL TRAFFIC AND REVENUE

JULY 2024

JANUARY 1, 2023 JULY 31, 2023 212 DAYS		JANUARY 1, 2024 JULY 31, 2024 213 DAYS		MONTH OF JULY 2024 31 DAYS		MONTH OF JULY 2023 31 DAYS		
NUMBER OF VEHICLES	TOTAL REVENUE	NUMBER OF VEHICLES	TOTAL REVENUE	VEHICLE CLASS	NUMBER OF VEHICLES	TOTAL REVENUE	NUMBER OF VEHICLES	TOTAL REVENUE
4,629,284	\$ 7,533,923.25	4,587,383	\$ 8,333,703.00	Passenger	788,642	\$ 1,445,664.00	788,325	\$ 1,314,402.75
-	(117,637.51)		(34,601.75)	Discounts *	-	(2,472.00)	-	(16,237.15)
4,629,284	\$ 7,416,285.74	4,587,383	\$ 8,299,101.25	TOTAL PASSENGER	788,642	\$ 1,443,192.00	788,325	\$ 1,298,165.60
144,322	1,325,931.00	165,443	1,517,748.00	2-Axle Trucks	25,539	234,333.00	24,446	225,264.00
50,305	687,753.00	50,051	684,811.50	3-Axle Trucks	8,180	111,940.50	7,104	97,309.50
58,560	1,072,310.00	42,255	772,960.00	4-Axle Trucks	7,321	134,102.00	6,260	114,438.00
656,901	14,956,547.50	699,606	15,943,360.00	5-Axle Trucks	107,501	2,451,100.00	94,315	2,149,027.50
15,890	431,217.00	17,494	474,495.00	6-Axle Trucks	2,693	73,083.00	2,212	60,072.00
593	20,993.50	632	22,746.00	7-Axle Trucks	96	3,413.00	70	2,484.00
926,571	\$ 18,494,752.00	975,481	\$ 19,416,120.50	TOTAL TRUCKS	151,330	\$ 3,007,971.50	134,407	\$ 2,648,595.00
5,555,855	\$ 25,911,037.74	5,562,864	\$ 27,715,221.75	TOTAL TOLL VEHICLES	939,972	\$ 4,451,163.50	922,732	\$ 3,946,760.60
26,207	\$ 122,221.88	26,117	\$ 130,118.41	DAILY AVERAGE	30,322	\$ 143,585.92	29,766	\$ 127,314.86
Rate Change				Rate Change				
Traffic (toll)		0.13%		Traffic (toll)		1.87%		
Autos		-0.91%		Autos		0.04%		
Trucks		5.28%		Trucks		12.59%		
Revenue		6.96%		Revenue		12.78%		
Autos		11.90%		Autos		11.17%		
Trucks		4.98%		Trucks		13.57%		

DELAWARE RIVER JOINT TOLL BRIDGE COMMISSION
MILFORD - MONTAGUE TOLL BRIDGE
COMPARATIVE STATEMENT OF TOLL TRAFFIC AND REVENUE

JULY 2024

JANUARY 1, 2023 JULY 31, 2023 212 DAYS		JANUARY 1, 2024 JULY 31, 2024 213 DAYS		MONTH OF JULY 2024 31 DAYS		MONTH OF JULY 2023 31 DAYS		
NUMBER OF VEHICLES	TOTAL REVENUE	NUMBER OF VEHICLES	TOTAL REVENUE	VEHICLE CLASS	NUMBER OF VEHICLES	TOTAL REVENUE	NUMBER OF VEHICLES	TOTAL REVENUE
671,370	\$ 1,062,662.75	662,166	\$ 1,165,158.75	Passenger	118,209	\$ 201,984.00	122,536	\$ 196,402.50
	(30,524.45)		(23,215.36)	Discounts *		(3,641.00)		(4,405.36)
671,370	\$ 1,032,138.30	662,166	\$ 1,141,943.39	TOTAL PASSENGER	118,209	\$ 198,343.00	122,536	\$ 191,997.14
14,033	129,216.00	18,307	167,566.00	2-Axle Trucks	3,261	29,694.00	2,777	25,435.00
2,104	29,079.00	2,353	32,524.50	3-Axle Trucks	481	6,619.50	382	5,254.50
1,534	28,352.00	1,456	26,970.00	4-Axle Trucks	256	4,690.00	287	5,344.00
4,440	101,175.00	4,485	102,432.50	5-Axle Trucks	671	15,290.00	615	14,007.50
129	3,504.00	238	6,462.00	6-Axle Trucks	41	1,086.00	26	717.00
2	66.50	6	203.00	7-Axle Trucks	1	35.00		
22,242	\$ 291,392.50	26,845	\$ 336,158.00	TOTAL TRUCKS	4,711	\$ 57,414.50	4,087	\$ 50,758.00
693,612	\$ 1,323,530.80	689,011	\$ 1,478,101.39	TOTAL TOLL VEHICLES	122,920	\$ 255,757.50	126,623	\$ 242,755.14
3,272	\$ 6,243.07	3,235	\$ 6,939.44	DAILY AVERAGE	3,965	\$ 8,250.24	4,085	\$ 7,830.81
Rate Change				Rate Change				
Traffic (toll)		-0.66%		Traffic (toll)		-2.92%		
Autos		-1.37%		Autos		-3.53%		
Trucks		20.70%		Trucks		15.27%		
Revenue		11.68%		Revenue		5.36%		
Autos		10.64%		Autos		3.31%		
Trucks		15.36%		Trucks		13.11%		



Delaware River Joint Toll Bridge Commission Toll Supported Bridge - Westbound Traffic Counts July 2024

Bridge	Westbound Volume					
	July 2024	July 2023	% Change	YTD 2024	YTD 2023	% Change
Lower Trenton	485,430	496,536	-2.2%	3,261,858	3,160,435	3.2%
Calhoun Street ¹	324,834	294,906	10.1%	2,119,847	1,979,132	7.1%
Washington Crossing	140,346	144,463	-2.9%	900,831	940,905	-4.3%
New Hope-Lambertville ²	202,374	224,928	-10.0%	1,286,342	1,578,918	-18.5%
Centre Bridge-Stockton	83,310	78,824	5.7%	525,144	479,389	9.5%
Uhlerstown-Frenchtown ³	73,372	101,134	-27.5%	546,030	580,206	-5.9%
Upper Black Eddy-Milford ⁴	52,056	56,424	-7.7%	325,516	380,521	-14.5%
Riegelsville	55,692	56,456	-1.4%	340,024	358,760	-5.2%
Northampton Street	397,511	387,950	2.5%	2,626,696	2,449,064	7.3%
Riverton-Belvidere ⁵	80,714	89,346	-9.7%	415,561	525,733	-21.0%
Total	1,895,639	1,930,967	-1.8%	12,347,849	12,433,063	-0.7%

NOTES:

1. There has been a significant increase in EB traffic due to several counter recalibrations throughout the year. Construction on US Route 29 in New Jersey in both directions may affect counts. Traffic counts will continue to be monitored monthly.

2. On January 30, 2024, eastbound traffic detour set in place due to construction under Contract No. TS-694A NH-L TSB Rehabilitation. Detour expected to remain in place until Fall 2024. Eastbound traffic is detoured over the NH-L Toll Bridge. Due to ongoing construction and location of traffic counter, counter to be permanently relocated to PA approach in coming months. Until the traffic counter is relocated, or the barriers in front of the bridge monitor's shelter are removed, we will extrapolate NH-L TSB WB traffic numbers from June 2024 every month. July's WB counts were extrapolated from June 2024 and increased by 1.8%.

3. WB traffic diverted from bridge due to storm damage and Route 32 being closed NB & SB from approximately 9:00 AM 7/17 until 11:00 PM 7/18 when Route 32 NB was reopened. Route 32 SB remained closed until 10:00 AM 7/21.

4. Total traffic volume appears to be fine. However, based on the geometry on the bridge, the location of the traffic sensor, and the driving habits of motorists, we will continue to monitor the Eastbound/Westbound directional percentage split.

5. After relocating the traffic counter in May and monitoring the June and July data, we observed a change in the directional split of the traffic volumes. This was due to the data being mislabeled directionally and it is believed that the legacy counter produced correct directional volumes, yet they were mislabeled. Total monthly traffic (EB + WB) remains consistent and the directional error has been corrected for the July 2024 and August 2024 counts. Traffic volume will continue to be monitored and adjusted if necessary.

**Due to the narrowness of many of the toll-supported bridges, some vehicles drive over the centerline when there is no oncoming traffic, causing directional misclassification.*

**With the upgrade of the traffic counting sensors in 2023, there have been some significant drops in traffic counts at some locations. Commission Staff has been in communication with the vendor, Signal Service, and is working to adjust and verify the new sensors are reporting as accurate as possible. In doing so, we have identified the previous counters may have been inaccurate at times at some of the locations. This could be caused by a number of factors including being out of calibration, double counting due to microwave reflections and/or driver behavior (i.e. straddling the lane line when no opposing traffic is coming) and also the geometry at those specific sites. Signal Service has been to the sites and verified counts and the newer sensors are within a margin of error of 5-7%. Sites where our counts are 10-15% lower than previous years are believed to be as a result of more accurate counts. Sites with counts greater than 15% differences from last year are being examined, will be visited and recalibrated, or counter hardware will be physically moved to see if we can achieve better results. Once Signal Service and the Commission Staff agree the counts are accurate, they will serve as a new baseline for our traffic counts. Going forward, Signal Service will perform routine recalibrations and documented verification counts quarterly at the sites to assure the Commission that the counters are recording traffic accurately.*



Delaware River Joint Toll Bridge Commission Toll-Supported Bridge Traffic Counts July 2024

Bridge	Eastbound				Westbound				Total Volume	
	July 2024		July 2023		July 2024		July 2023		July 2024	July 2023
	Volume	% of Total	Volume	% of Total	Volume	% of Total	Volume	% of Total		
Lower Trenton	94,219	16.3%	87,279	14.9%	485,430	83.7%	496,536	85.1%	579,649	583,815
Calhoun Street ¹	224,766	40.9%	127,934	30.3%	324,834	59.1%	294,906	69.7%	549,600	422,840
Washington Crossing	79,717	36.2%	91,710	38.8%	140,346	63.8%	144,463	61.2%	220,063	236,173
New Hope-Lambertville ²	-	0.0%	164,872	42.3%	202,374	100.0%	224,928	57.7%	202,374	389,800
Centre Bridge-Stockton	66,016	44.2%	63,500	44.6%	83,310	55.8%	78,824	55.4%	149,326	142,324
Uhlerstown-Frenchtown ³	63,182	46.3%	48,015	32.2%	73,372	53.7%	101,134	67.8%	136,554	149,149
Upper Black Eddy-Milford ⁴	65,578	55.7%	54,270	49.0%	52,056	44.3%	56,424	51.0%	117,634	110,694
Riegelsville	43,591	43.9%	47,034	45.4%	55,692	56.1%	56,456	54.6%	99,283	103,490
Northampton Street	170,981	30.1%	152,537	28.2%	397,511	69.9%	387,950	71.8%	568,492	540,487
Riverton-Belvidere ⁵	58,336	42.0%	58,970	39.8%	80,714	58.0%	89,346	60.2%	139,050	148,316
Total	866,386	31.4%	896,121	31.7%	1,895,639	68.6%	1,930,967	68.3%	2,762,025	2,827,088

NOTES:

1. There has been a significant increase in EB traffic due to several counter recalibrations throughout the year. Construction on US Route 29 in New Jersey in both directions may affect counts. Traffic counts will continue to be monitored monthly.
2. On January 30, 2024, eastbound traffic detour set in place due to construction under Contract No. TS-694A NH-L TSB Rehabilitation. Detour expected to remain in place until Fall 2024. Eastbound traffic is detoured over the NH-L Toll Bridge. Due to ongoing construction and location of traffic counter, counter to be permanently relocated to PA approach in coming months. Until the traffic counter is relocated, or the barriers in front of the bridge monitor's shelter are removed, we will extrapolate NH-L TSB WB traffic numbers from June 2024 every month. July's WB counts were extrapolated from June 2024 and increased by 1.8%.
3. WB traffic diverted from bridge due to storm damage and Route 32 being closed NB & SB from approximately 9:00 AM 7/17 until 11:00 PM 7/18 when Route 32 NB was reopened. Route 32 SB remained closed until 10:00 AM 7/21.
4. Total traffic volume appears to be fine. However, based on the geometry on the bridge, the location of the traffic sensor, and the driving habits of motorists, we will continue to monitor the Eastbound/Westbound directional percentage split.
5. After relocating the traffic counter in May and monitoring the June and July data, we observed a change in the directional split of the traffic volumes. This was due to the data being mislabeled directionally and it is believed that the legacy counter produced correct directional volumes, yet they were mislabeled. Total monthly traffic (EB + WB) remains consistent and the directional error has been corrected for the July 2024 and August 2024 counts. Traffic volume will continue to be monitored and adjusted if necessary.

**Due to the narrowness of many of the toll-supported bridges, some vehicles drive over the centerline when there is no oncoming traffic, causing directional misclassification.*

**With the upgrade of the traffic counting sensors in 2023, there have been some significant drops in traffic counts at some locations. Commission Staff has been in communication with the vendor, Signal Service, and is working to adjust and verify the new sensors are reporting as accurate as possible. In doing so, we have identified the previous counters may have been inaccurate at times at some of the locations. This could be caused by a number of factors including being out of calibration, double counting due to microwave reflections and/or driver behavior (i.e. straddling the lane line when no opposing traffic is coming) and also the geometry at those specific sites. Signal Service has been to the sites and verified counts and the newer sensors are within a margin of error of 5-7%. Sites where our counts are 10-15% lower than previous years are believed to be as a result of more accurate counts. Sites with counts greater than 15% differences from last year are being examined, will be visited and recalibrated, or counter hardware will be physically moved to see if we can achieve better results. Once Signal Service and the Commission Staff agree the counts are accurate, they will serve as a new baseline for our traffic counts. Going forward, Signal Service will perform routine recalibrations and documented verification counts quarterly at the sites to assure the Commission that the counters are recording traffic accurately.*



Delaware River Joint Toll Bridge Commission Toll Supported Bridge - Two Way Traffic Counts July 2024

Bridge	Total Volume					
	July 2024	July 2023	% Change	YTD 2024	YTD 2023	% Change
Lower Trenton	579,649	583,815	-0.7%	3,861,145	3,732,323	3.5%
Calhoun Street ¹	549,600	422,840	30.0%	3,479,995	3,146,462	10.6%
Washington Crossing	220,063	236,173	-6.8%	1,404,884	1,551,843	-9.5%
New Hope-Lambertville ²	202,374	389,800	-48.1%	1,407,355	2,642,472	-46.7%
Centre Bridge-Stockton	149,326	142,324	4.9%	941,134	885,409	6.3%
Uhlerstown-Frenchtown ³	136,554	149,149	-8.4%	845,246	866,275	-2.4%
Upper Black Eddy-Milford ⁴	117,634	110,694	6.3%	729,145	735,691	-0.9%
Riegelsville	99,283	103,490	-4.1%	613,798	659,663	-7.0%
Northampton Street	568,492	540,487	5.2%	3,777,337	3,470,186	8.9%
Riverton-Belvidere ⁵	139,050	148,316	-6.2%	851,301	888,419	-4.2%
Total	2,762,025	2,827,088	-2.3%	17,911,340	18,578,743	-3.6%

NOTES:

1. There has been a significant increase in EB traffic due to several counter recalibrations throughout the year. Construction on US Route 29 in New Jersey in both directions may affect counts. Traffic counts will continue to be monitored monthly.

2. On January 30, 2024, eastbound traffic detour set in place due to construction under Contract No. TS-694A NH-L TSB Rehabilitation. Detour expected to remain in place until Fall 2024. Eastbound traffic is detoured over the NH-L Toll Bridge. Due to ongoing construction and location of traffic counter, counter to be permanently relocated to PA approach in coming months. Until the traffic counter is relocated, or the barriers in front of the bridge monitor's shelter are removed, we will extrapolate NH-L TSB WB traffic numbers from June 2024 every month. July's WB counts were extrapolated from June 2024 and increased by 1.8%.

3. WB traffic diverted from bridge due to storm damage and Route 32 being closed NB & SB from approximately 9:00 AM 7/17 until 11:00 PM 7/18 when Route 32 NB was reopened. Route 32 SB remained closed until 10:00 AM 7/21.

4. Total traffic volume appears to be fine. However, based on the geometry on the bridge, the location of the traffic sensor, and the driving habits of motorists, we will continue to monitor the Eastbound/Westbound directional percentage split.

5. After relocating the traffic counter in May and monitoring the June and July data, we observed a change in the directional split of the traffic volumes. This was due to the data being mislabeled directionally and it is believed that the legacy counter produced correct directional volumes, yet they were mislabeled. Total monthly traffic (EB + WB) remains consistent and the directional error has been corrected for the July 2024 and August 2024 counts. Traffic volume will continue to be monitored and adjusted if necessary.

**Due to the narrowness of many of the toll-supported bridges, some vehicles drive over the centerline when there is no oncoming traffic, causing directional misclassification.*

**With the upgrade of the traffic counting sensors in 2023, there have been some significant drops in traffic counts at some locations. Commission Staff has been in communication with the vendor, Signal Service, and is working to adjust and verify the new sensors are reporting as accurate as possible. In doing so, we have identified the previous counters may have been inaccurate at times at some of the locations. This could be caused by a number of factors including being out of calibration, double counting due to microwave reflections and/or driver behavior (i.e. straddling the lane line when no opposing traffic is coming) and also the geometry at those specific sites. Signal Service has been to the sites and verified counts and the newer sensors are within a margin of error of 5-7%. Sites where our counts are 10-15% lower than previous years are believed to be as a result of more accurate counts. Sites with counts greater than 15% differences from last year are being examined, will be visited and recalibrated, or counter hardware will be physically moved to see if we can achieve better results. Once Signal Service and the Commission Staff agree the counts are accurate, they will serve as a new baseline for our traffic counts. Going forward, Signal Service will perform routine recalibrations and documented verification counts quarterly at the sites to assure the Commission that the counters are recording traffic accurately.*



Delaware River Joint Toll Bridge Commission Toll Bridge - Two Way Traffic Counts July 2024

Bridge	Total Volume (all classes)					
	July 2024	July 2023	% Change	YTD 2024	YTD 2023	% Change
Trenton-Morrisville ¹	1,752,046	1,653,571	6.0%	11,279,496	11,431,311	-1.3%
Scudder Falls	1,423,763	1,357,977	4.8%	9,418,609	9,009,148	4.5%
New Hope-Lambertville ²	447,430	346,751	29.0%	2,835,025	2,313,559	22.5%
Interstate 78 ³	2,196,346	2,141,002	2.6%	13,585,096	13,273,888	2.3%
Easton - Phillipsburg	1,095,614	1,072,472	2.2%	7,174,697	7,229,161	-0.8%
Portland - Columbia	255,613	253,177	1.0%	1,626,879	1,686,969	-3.6%
Delaware Water Gap ⁴	1,866,939	1,888,438	-1.1%	11,187,104	10,985,459	1.8%
Milford - Montague ⁵	253,794	264,838	-4.2%	1,430,949	1,446,665	-1.1%
Total	9,291,545	8,978,226	3.5%	58,537,855	57,376,160	2.0%

NOTES:

1. Construction for Contract T-746A (Trenton-Morrisville TB Roadway Paving & Deck Sealing Improvements) began on July 25, 2024, with daily lane closings between 7AM and 3PM.
2. On January 30, 2024, eastbound traffic detour set in in place due to construction under Contract No. TS-694A NH-L TSB Rehabilitation. Detour expected to remain in place until Fall 2024. Eastbound traffic from the TSB is detoured over the NH-L Toll Bridge, resulting in an increase of Eastbound traffic over the toll bridge.
3. Construction for Contract T-766A (I-78 NJ Rdway Rehab and Power & Communication Infrastructure Improvements) began on April 15, 2024. Work includes daily and nightly lane closures.
4. On 12/6/22, a portion of Route 611 North of Portland was closed indefinitely after a rockfall occurred in Delaware Water Gap Borough.
5. Construction for Contract No. T/TS-734A-006 M-M Approach and Bridge Repaving had temporary lane closures restricting traffic to one lane alternating traffic from August 25, 2022 through July 5, 2023.

DELAWARE RIVER JOINT TOLL BRIDGE COMMISSION

Meeting of September 30th, 2024

STATISTICAL SUMMARY OF EXPENDITURES

There follow reports entitled “**Budget vs Actual**” covering the month of July 2024 relative to Toll Bridges, Toll Supported Bridges and Administration Departments.

Total operating expenses plus encumbrance totaled \$6,350,380 for the month of July. For the 2024 fiscal period, total expenses plus encumbrances amounted to \$48,584,194 which represents 85.14% of 2024 year-to-date operating budget. Regular employee healthcare benefits are lower than normal due to rebate funds received for the prescription plan.

There were no other unusual expenses during the month.

Delaware River Joint Toll Bridge Commission
Budget vs Actual
For the Seven Months Ending July 31, 2024

TOTAL COMMISSION

	Annual Budget 2024	YTD Budget 2024	Expended For The Month	Expended Year To Date	Encumbered	Remaining Annual Budget
Regular Employee Salaries	\$27,318,225	15,704,178	\$2,030,350	\$15,460,212	\$0	\$11,858,013
Part-Time Employee Wages	964,664	684,992	68,643	575,826	0	388,838
Overtime Wages	1,269,455	876,845	13,761	86,901	0	1,182,554
Pension Contributions	9,763,609	5,632,822	629,758	4,951,991	0	4,811,619
FICA Contributions	2,368,677	1,366,537	168,626	1,291,647	0	1,077,030
Regular Employee Healthcare Benefits	15,006,387	8,692,965	240,739	6,110,857	0	8,895,530
Life Insurance Benefits	302,454	177,065	23,727	165,954	0	136,499
Unemployment Compensation Benefits	44,100	33,075	(25,813)	(17,791)	0	61,891
Utility Expense	1,056,278	692,900	51,954	443,545	81,126	531,607
Office Expense	370,121	248,161	18,108	148,159	29,729	192,232
Telecommunication Expense	1,616,515	1,000,146	141,075	806,985	19,688	789,842
Information Technology Expense	1,199,874	823,185	146,435	600,052	82,125	517,697
Professional Development/Meetings	568,264	363,312	10,370	102,441	14,108	451,714
Vehicle Maintenance Expense and Fuel	672,214	554,873	63,744	311,685	192,855	167,674
Operations Maintenance Expense	2,199,120	1,569,247	187,470	743,445	643,252	812,422
ESS Operating Maintenance Expense	1,468,798	856,799	(8,129)	408,986	165,990	893,823
Commission Expense	20,948	12,220	2,542	11,339	0	9,609
Toll Collection Expense	132,676	106,626	5,733	43,042	0	89,634
Uniform Expense	329,245	302,412	9,386	55,746	149,953	123,546
Business Insurance	6,000,038	3,368,636	471,059	3,320,931	0	2,679,106
Licenses & Inspections Expense	20,885	13,432	1,001	7,890	0	12,996
Advertising	64,458	25,591	2,310	9,048	1,921	53,489
Professional Services	2,062,812	1,249,563	86,116	651,898	13,927	1,396,987
State Police Bridge Security	7,549,437	4,508,458	599,620	4,172,739	0	3,376,698
EZP Equip/Traffic Counter Maint	1,481,000	875,429	100,331	707,321	5,004	768,675
General Contingency	500,000	291,670	0	0	210,000	290,000
EZPass Operating Expense	11,819,261	7,031,778	1,049,954	5,803,664	0	6,015,597
Total	\$96,169,516	\$57,062,916	\$6,088,869	\$46,974,515	\$1,609,679	\$47,585,322

Delaware River Joint Toll Bridge Commission
Budget vs Actual
For the Seven Months Ending July 31, 2024

ADMINISTRATION*

	Annual Budget 2024	YTD Budget 2024	Expended For The Month	Expended Year To Date	Encumbered	Remaining Annual Budget
OPERATING EXPENSE						
Regular Employee Salaries	\$6,119,299	3,530,516	\$463,359	\$3,435,503	\$0	\$2,683,797
Part-Time Employee Wages	72,000	72,000	0	0	0	72,000
Overtime Wages	10,101	6,131	0	197	0	9,905
Pension Contributions	1,997,991	1,152,681	154,135	1,011,967	0	986,023
FICA Contributions	474,407	273,695	35,289	262,872	0	211,535
Regular Employee Healthcare Benefits	2,551,088	1,465,755	61,933	1,016,506	0	1,534,582
Life Insurance Benefits	66,030	38,518	5,192	35,837	0	30,192
Unemployment Compensation Benefits	44,100	33,075	(25,813)	(17,791)	0	61,891
Utility Expense	128,400	61,693	10,394	75,273	0	53,127
Office Expense	259,851	178,678	15,156	120,247	24,017	115,587
Telecommunication Expense	165,919	93,738	10,872	61,155	0	104,764
Information Technology Expense	1,185,630	813,858	146,435	600,052	82,125	503,453
Professional Development/Meetings	425,077	275,498	4,937	82,273	14,108	328,697
Vehicle Maintenance Expense and Fuel	57,334	50,625	6,251	34,098	9,656	13,581
Operations Maintenance Expense	203,950	38,426	8,783	63,916	43,283	96,751
Commission Expense	20,948	12,220	2,542	11,339	0	9,609
Uniform Expense	11,097	9,712	777	2,093	1,524	7,480
Business Insurance	501,136	160,943	23,280	162,175	0	338,961
Advertising	64,458	25,591	2,310	9,048	1,921	53,489
Professional Services	1,377,812	849,974	52,503	550,490	5,000	822,322
General Contingency	500,000	291,670	0	0	210,000	290,000
OPERATING EXPENSE SUBTOTAL	\$16,236,629	\$9,434,997	\$978,335	\$7,517,249	\$391,635	\$8,327,745
ADM OPS AIIOCATION						
TES Allocation			(78,906)	(742,179)		
ADM OPS AIIOCATION SUBTOTAL			(\$78,906)	(\$742,179)		
			\$0	\$0		
TOTAL EXPENSES			\$899,429	\$6,775,070		

* Includes Executive, Human Resources, Accounting, EZPass, Purchasing, Information Technology, Community Affairs, Contract/Compliance, and Training & Employee Safety.

Delaware River Joint Toll Bridge Commission
Budget vs Actual
For the Seven Months Ending July 31, 2024

ADMINISTRATION - OPERATIONS*

	Annual Budget 2024	YTD Budget 2024	Expended For The Month	Expended Year To Date	Encumbered	Remaining Annual Budget
OPERATING EXPENSE						
Regular Employee Salaries	\$4,128,770	2,373,705	\$337,655	\$2,344,655	\$0	\$1,784,116
Part-Time Employee Wages	62,000	36,167	3,843	3,843	0	58,157
Overtime Wages	164,649	106,367	2,609	18,791	0	145,858
Pension Contributions	1,871,122	1,079,488	229,290	848,385	0	1,022,737
FICA Contributions	441,112	254,486	34,168	245,577	0	195,535
Regular Employee Healthcare Benefits	2,261,116	1,319,694	93,448	1,007,053	0	1,254,062
Life Insurance Benefits	57,977	33,820	4,766	33,139	0	24,839
Utility Expense	160,000	93,333	5,027	33,996	0	126,004
Office Expense	53,678	31,162	2,208	18,815	2,028	32,835
Telecommunication Expense	173,203	101,035	18,325	67,752	420	105,031
Professional Development/Meetings	111,925	70,623	5,433	18,960	0	92,965
Vehicle Maintenance Expense and Fuel	97,903	77,943	20,383	62,746	24,075	11,081
Operations Maintenance Expense	448,803	403,469	7,888	210,717	200,363	37,723
ESS Operating Maintenance Expense	1,468,798	856,799	(8,129)	408,986	165,990	893,823
Toll Collection Expense	265	154	0	0	0	265
Uniform Expense	59,705	57,226	6,051	15,453	566	43,686
Business Insurance	217,330	126,776	17,480	129,545	0	87,786
Licenses & Inspections Expense	2,215	1,292	296	1,567	0	648
Professional Services	685,000	399,590	33,613	101,408	8,927	574,665
OPERATING EXPENSE SUBTOTAL	\$12,465,571	\$7,423,128	\$814,352	\$5,571,386	\$402,369	\$6,491,815
ADM OPS ALLOCATION						
TES Allocation			9,622	90,505		
Toll Operation Allocation			(67,324)	(519,832)		
Bridge Maint Allocation			(318,900)	(1,565,180)		
Maint/Toll Allocation			(44,248)	(167,265)		
PSBS Allocation			(275,168)	(2,641,982)		
ADM OPS ALLOCATION SUBTOTAL			(\$696,019)	(\$4,803,753)		
TOTAL EXPENSES			\$118,333	\$767,633		

* Includes Engineering, Maintenance/Toll Operation, Southern Region Maintenance Center, Public Safety and Bridge Security.

Delaware River Joint Toll Bridge Commission
Budget vs Actual
For the Seven Months Ending July 31, 2024

SOUTHERN REGION TOLL BRIDGE

	Annual Budget 2024	YTD Budget 2024	Expended For The Month	Expended Year To Date	Encumbered	Remaining Annual Budget
OPERATING EXPENSE						
Regular Employee Salaries	\$3,707,770	2,132,081	\$260,675	\$2,106,823	\$0	\$1,600,947
Part-Time Employee Wages	202,144	136,733	20,617	166,071	0	36,072
Overtime Wages	331,365	227,938	1,263	13,321	0	318,044
Pension Contributions	1,310,699	756,169	(29,294)	607,433	0	703,266
FICA Contributions	324,458	187,186	21,440	173,553	0	150,905
Regular Employee Healthcare Benefits	2,107,820	1,235,762	(1,561)	816,604	0	1,291,216
Life Insurance Benefits	39,471	23,416	2,777	21,311	0	18,160
Utility Expense	226,605	161,433	15,127	111,716	26,319	88,570
Office Expense	12,446	7,834	52	1,104	258	11,084
Telecommunication Expense	194,390	135,230	17,978	97,378	500	96,512
Information Technology Expense	6,479	4,101	0	0	0	6,479
Professional Development/Meetings	4,844	2,525	0	100	0	4,745
Vehicle Maintenance Expense and Fuel	173,606	145,171	7,986	51,955	68,586	53,065
Operations Maintenance Expense	388,299	278,538	27,748	125,879	107,990	154,430
Toll Collection Expense	36,305	29,730	1,607	11,877	0	24,428
Uniform Expense	83,132	77,590	795	9,159	54,988	18,985
Business Insurance	1,811,060	1,056,451	147,471	1,036,901	0	774,158
Licenses & Inspections Expense	3,307	3,032	146	1,351	0	1,956
State Police Bridge Security	2,262,636	1,351,122	179,802	1,251,328	0	1,011,308
EZP Equipment/Traffic Counter Maint	516,658	305,672	35,252	249,320	834	266,504
EZPass Operating Expense	4,593,639	2,732,398	416,738	2,458,388	0	2,135,252
OPERATING EXPENSE SUBTOTAL	\$18,337,132	\$10,990,111	\$1,126,620	\$9,311,571	\$259,475	\$8,766,086
ADM OPS AIIOCATION						
TES Allocation			14,094	132,563		
Toll Operation Allocation			20,197	155,950		
Bridge Maint Allocation			166,047	751,313		
Maint/Toll Allocation			9,735	36,798		
PSBS Allocation			66,755	678,745		
ADM OPS AIIOCATION SUBTOTAL			\$276,828	\$1,755,368		
TOTAL EXPENSES			\$1,403,448	\$11,066,940		

Delaware River Joint Toll Bridge Commission
Budget vs Actual
For the Seven Months Ending July 31, 2024

CENTRAL REGION TOLL BRIDGE

	Annual Budget 2024	YTD Budget 2024	Expended For The Month	Expended Year To Date	Encumbered	Remaining Annual Budget
OPERATING EXPENSE						
Regular Employee Salaries	\$4,058,503	2,326,735	\$273,622	\$2,296,033	\$0	\$1,762,470
Part-Time Employee Wages	228,520	133,303	20,931	130,976	0	97,544
Overtime Wages	110,496	74,216	3,317	8,988	0	101,508
Pension Contributions	1,352,840	780,481	83,255	827,692	0	525,148
FICA Contributions	336,410	194,082	22,619	184,184	0	152,226
Regular Employee Healthcare Benefits	2,376,088	1,387,286	733	923,075	0	1,453,013
Life Insurance Benefits	42,957	26,010	3,345	23,526	0	19,431
Utility Expense	278,284	200,185	7,999	105,560	40,400	132,323
Office Expense	11,038	8,250	246	2,097	1,216	7,725
Telecommunication Expense	454,720	303,644	40,547	249,656	17,018	188,046
Information Technology Expense	4,503	3,361	0	0	0	4,503
Professional Development/Meetings	12,998	6,462	0	959	0	12,038
Vehicle Maintenance Expense and Fuel	173,258	145,332	15,688	87,404	60,332	25,522
Operations Maintenance Expense	563,998	406,542	120,217	192,376	163,849	207,773
Toll Collection Expense	54,609	45,617	3,079	19,074	0	35,534
Uniform Expense	59,952	54,556	755	11,687	34,024	14,241
Business Insurance	1,034,279	603,330	84,576	596,054	0	438,225
Licenses & Inspections Expense	4,247	1,989	249	2,117	0	2,131
State Police Bridge Security	2,051,910	1,225,288	163,026	1,134,305	0	917,605
EZP Equipment/Traffic Counter Maint	436,574	258,184	29,828	216,749	556	219,268
EZPass Operating Expense	4,175,586	2,484,690	367,551	1,940,396	0	2,235,190
OPERATING EXPENSE SUBTOTAL	\$17,821,769	\$10,669,541	\$1,241,582	\$8,952,909	\$317,395	\$8,551,466
ADM OPS AIIOCATION						
TES Allocation			18,078	170,043		
Toll Operation Allocation			26,930	207,933		
Bridge Maint Allocation			21,680	160,967		
Maint/Toll Allocation			14,159	53,525		
PSBS Allocation			42,426	437,649		
ADM OPS AIIOCATION SUBTOTAL			\$123,273	\$1,030,117		
TOTAL EXPENSES			\$1,364,855	\$9,983,026		

Delaware River Joint Toll Bridge Commission
Budget vs Actual
For the Seven Months Ending July 31, 2024

NORTHERN REGION TOLL BRIDGE

	Annual Budget 2024	YTD Budget 2024	Expended For The Month	Expended Year To Date	Encumbered	Remaining Annual Budget
OPERATING EXPENSE						
Regular Employee Salaries	\$3,931,714	2,258,287	\$293,694	\$2,275,488	\$0	\$1,656,226
Part-Time Employee Wages	392,659	302,507	23,252	274,936	0	117,723
Overtime Wages	230,713	168,642	2,314	22,519	0	208,195
Pension Contributions	1,350,708	779,250	94,739	843,567	0	507,141
FICA Contributions	348,464	201,036	24,261	195,677	0	152,787
Regular Employee Healthcare Benefits	2,222,792	1,302,206	(11,361)	845,537	0	1,377,255
Life Insurance Benefits	41,498	24,207	3,113	22,401	0	19,097
Utility Expense	167,569	118,800	8,107	84,981	14,407	68,181
Office Expense	11,373	9,558	447	3,873	2,210	5,290
Telecommunication Expense	354,356	206,707	31,108	188,477	1,750	164,128
Information Technology Expense	3,262	1,865	0	0	0	3,262
Professional Development/Meetings	8,147	5,128	0	150	0	7,997
Vehicle Maintenance Expense and Fuel	154,537	125,868	13,436	75,471	30,206	48,860
Operations Maintenance Expense	419,551	319,045	13,715	112,259	98,643	208,650
Toll Collection Expense	41,498	31,125	1,046	12,091	0	29,407
Uniform Expense	68,244	62,483	776	10,265	44,338	13,640
Business Insurance	1,832,067	1,068,706	148,935	1,048,107	0	783,961
Licenses & Inspections Expense	4,420	2,168	310	1,745	0	2,675
State Police Bridge Security	1,425,919	851,830	113,107	787,264	0	638,655
EZP Equipment/Traffic Counter Maint	516,658	305,515	35,250	238,472	834	277,352
EZPass Operating Expense	3,050,035	1,814,690	265,665	1,404,880	0	1,645,155
OPERATING EXPENSE SUBTOTAL	\$16,576,186	\$9,959,623	\$1,061,914	\$8,448,158	\$192,389	\$7,935,639
ADM OPS AIIOCATION						
TES Allocation			18,317	172,289		
Toll Operation Allocation			20,197	155,950		
Bridge Maint Allocation			17,344	128,774		
Maint/Toll Allocation			10,620	40,144		
PSBS Allocation			63,638	656,474		
ADM OPS AIIOCATION SUBTOTAL			\$130,116	\$1,153,629		
TOTAL EXPENSES			\$1,192,030	\$9,601,788		

Delaware River Joint Toll Bridge Commission
Budget vs Actual
For the Seven Months Ending July 31, 2024

SOUTHERN DIVISION TOLL SUPPORTED BRIDGES

	Annual Budget 2024	YTD Budget 2024	Expended For The Month	Expended Year To Date	Encumbered	Remaining Annual Budget
OPERATING EXPENSE						
Regular Employee Salaries	\$2,490,966	1,429,675	\$188,513	\$1,403,329	\$0	\$1,087,637
Part-Time Employee Wages	3,671	2,141	0	0	0	3,671
Overtime Wages	215,565	154,198	2,730	13,914	0	201,651
Pension Contributions	878,269	506,691	41,825	388,029	0	490,240
FICA Contributions	207,330	119,613	14,557	107,770	0	99,560
Regular Employee Healthcare Benefits	1,686,256	941,594	43,612	721,808	0	964,448
Life Insurance Benefits	25,345	14,251	2,243	14,018	0	11,327
Utility Expense	53,957	33,290	3,157	16,794	0	37,163
Office Expense	11,500	6,708	0	1,756	0	9,744
Telecommunication Expense	72,146	42,085	5,347	36,384	0	35,761
Professional Development/Meetings	3,025	1,765	0	0	0	3,025
Vehicle Maintenance Expense and Fuel	8,384	5,738	0	0	0	8,384
Operations Maintenance Expense	97,398	73,384	5,775	30,007	12,091	55,300
Uniform Expense	24,466	21,476	0	3,180	10,748	10,537
Business Insurance	353,876	206,428	28,861	203,632	0	150,245
Licenses & Inspections Expense	4,570	3,880	0	873	0	3,697
State Police Bridge Security	1,149,619	686,489	91,362	635,639	0	513,980
EZP Equipment/Traffic Counter Maint	5,555	3,005	0	1,390	1,390	2,775
OPERATING EXPENSE SUBTOTAL	\$7,291,900	\$4,252,413	\$427,982	\$3,578,523	\$24,230	\$3,689,147
ADM OPS AIIOCATION						
TES Allocation			9,402	88,433		
Bridge Maint Allocation			105,880	465,105		
Maint/Toll Allocation			4,867	18,399		
PSBS Allocation			53,834	460,254		
ADM OPS AIIOCATION SUBTOTAL			\$173,984	\$1,032,190		
TOTAL EXPENSES			\$601,965	\$4,610,713		

Delaware River Joint Toll Bridge Commission
Budget vs Actual
For the Seven Months Ending July 31, 2024

NORTHERN DIVISION TOLL SUPPORTED BRIDGES

	Annual Budget 2024	YTD Budget 2024	Expended For The Month	Expended Year To Date	Encumbered	Remaining Annual Budget
OPERATING EXPENSE						
Regular Employee Salaries	\$2,881,201	1,653,180	\$212,833	\$1,598,381	\$0	\$1,282,820
Part-Time Employee Wages	3,671	2,141	0	0	0	3,671
Overtime Wages	206,566	139,353	1,528	9,173	0	197,393
Pension Contributions	1,001,980	578,063	55,809	424,917	0	577,063
FICA Contributions	236,495	136,439	16,293	122,014	0	114,481
Regular Employee Healthcare Benefits	1,801,228	1,040,669	53,935	780,274	0	1,020,954
Life Insurance Benefits	29,176	16,843	2,292	15,723	0	13,453
Utility Expense	41,463	24,166	2,143	15,225	0	26,237
Office Expense	10,235	5,971	0	269	0	9,966
Telecommunication Expense	201,782	117,706	16,898	106,183	0	95,599
Professional Development/Meetings	2,247	1,311	0	0	0	2,247
Vehicle Maintenance Expense and Fuel	7,191	4,195	0	11	0	7,181
Operations Maintenance Expense	77,121	49,843	3,343	8,291	17,033	51,797
Uniform Expense	22,650	19,369	231	3,910	3,764	14,976
Business Insurance	250,289	146,002	20,456	144,518	0	105,771
Licenses & Inspections Expense	2,125	1,070	0	237	0	1,888
State Police Bridge Security	659,353	393,729	52,324	364,202	0	295,151
EZP Equipment/Traffic Counter Maint	5,556	3,054	0	1,390	1,390	2,776
OPERATING EXPENSE SUBTOTAL	\$7,440,329	\$4,333,103	\$438,084	\$3,594,718	\$22,187	\$3,823,424
ADM OPS AIIOCATION						
TES Allocation			9,393	88,346		
Bridge Maint Allocation			7,949	59,021		
Maint/Toll Allocation			4,867	18,399		
PSBS Allocation			48,515	408,860		
ADM OPS AIIOCATION SUBTOTAL			\$70,724	\$574,627		
TOTAL EXPENSES			\$508,808	\$4,169,345		

DELAWARE RIVER JOINT TOLL BRIDGE COMMISSION SYSTEM
STATEMENT OF REVENUE AND EXPENSES FOR THE SEVEN MONTHS ENDED JULY 31, 2024

	Southern Toll Bridges	Central Toll Bridges	Northern Toll Bridges	Toll Bridges Subtotal	Southern Region TSB	Northern Region TSB	TSB Subtotal	Administration Operation	Administration Administrative	ADM Subtotal	TOTAL 2024	TOTAL 2023
TOLL REVENUE												
Net Toll Revenue	27,938,039	55,169,575	30,789,632	113,897,246	-	-	-	-	-	-	113,897,246	103,917,892
EZPass Fee	423,474	917,126	483,930	1,824,530	-	-	-	-	-	-	1,824,530	1,615,501
Net Violation Fee Income	2,721,692	898,976	464,545	4,085,213	-	-	-	-	-	-	4,085,213	4,827,872
REVENUE FROM TOLL	\$ 31,083,205	\$ 56,985,678	\$ 31,738,108	\$ 119,806,990	\$ -	\$ -	\$ -	\$ -	\$ -	\$ -	\$ 119,806,990	\$ 110,361,266
OPERATING EXPENSE												
Regular Employee Salaries	2,106,823	2,296,033	2,275,488	6,678,345	1,403,329	1,598,381	3,001,710	2,344,655	3,435,503	5,780,157	15,460,212	14,112,825
Part-Time Employee Wages	166,071	130,976	274,936	571,983	-	-	-	3,843	-	3,843	575,826	503,754
Summer Employee Wages	-	-	-	-	-	-	-	-	-	-	-	-
Overtime Wages	13,321	8,988	22,519	44,827	13,914	9,173	23,086	18,791	197	18,987	86,901	427,368
Pension Contributions	607,433	827,692	843,567	2,278,692	388,029	424,917	812,947	848,385	1,011,967	1,860,352	4,951,991	4,522,913
FICA Contributions	173,553	184,184	195,677	553,414	107,770	122,014	229,784	245,577	262,872	508,449	1,291,647	1,204,471
Regular Employee Healthcare Benefits	816,604	923,075	845,537	2,585,216	721,808	780,274	1,502,082	1,007,053	1,016,506	2,023,560	6,110,857	6,609,493
Life Insurance Benefits	21,311	23,526	22,401	67,238	14,018	15,723	29,741	33,139	35,837	68,976	165,954	153,211
Unemployment Compensation Benefits	-	-	-	-	-	-	-	-	(17,791)	(17,791)	(17,791)	30,223
Utility Expense	111,716	105,560	84,981	302,257	16,794	15,225	32,020	33,996	75,273	109,269	443,545	420,083
Office Expense	1,104	2,097	3,873	7,073	1,756	269	2,025	18,815	120,247	139,062	148,159	134,070
Telecommunication Expense	97,378	249,656	188,477	535,512	36,384	106,183	142,567	67,752	61,155	128,906	806,985	796,248
Information Technology Expense	-	-	-	-	-	-	-	-	600,052	600,052	600,052	509,088
Professional Development/Meetings	100	959	150	1,209	-	-	-	18,960	82,273	101,233	102,441	174,186
Vehicle Maintenance Expense and Fuel	51,955	87,404	75,471	214,829	-	11	11	62,746	34,098	96,845	311,685	225,376
Operations Maintenance Expense	125,879	192,376	112,259	430,514	30,007	8,291	38,298	210,717	63,916	274,633	743,445	534,335
ESS Operating Maintenance Expense	-	-	-	-	-	-	-	408,986	-	408,986	408,986	658,622
Commission Expense	-	-	-	-	-	-	-	-	11,339	11,339	11,339	6,376
Toll Collection Expense	11,877	19,074	12,091	43,042	-	-	-	-	-	-	43,042	46,169
Uniform Expense	9,159	11,687	10,265	31,111	3,180	3,910	7,090	15,453	2,093	17,546	55,746	85,762
Business Insurance	1,036,901	596,054	1,048,107	2,681,062	203,632	144,518	348,150	129,545	162,175	291,719	3,320,931	2,900,108
Licenses & Inspections Expense	1,351	2,117	1,745	5,213	873	237	1,110	1,567	-	1,567	7,890	7,462
Advertising	-	-	-	-	-	-	-	-	9,048	9,048	9,048	9,838
Professional Services	-	-	-	-	-	-	-	101,408	550,490	651,898	651,898	616,181
State Police/Bridge Security	1,251,328	1,134,305	787,264	3,172,897	635,639	364,202	999,842	-	-	-	4,172,739	4,025,106
EZP Equip/Traffic Counter Maint	249,320	216,749	238,472	704,541	1,390	1,390	2,780	-	-	-	707,321	674,949
General Contingency	-	-	-	-	-	-	-	-	-	-	-	-
EZPass Operating Expense	2,458,388	1,940,396	1,404,880	5,803,664	-	-	-	-	-	-	5,803,664	5,284,730
TOTAL OP., MAINT., & ADM	\$ 9,311,571	\$ 8,952,909	\$ 8,448,158	\$ 26,712,638	\$ 3,578,523	\$ 3,594,718	\$ 7,173,241	\$ 5,571,386	\$ 7,517,249	\$ 13,088,635	\$ 46,974,515	\$ 44,672,946
ADM OPS ALLOCATION												
TES Allocation	132,563	170,043	172,289	474,895	88,433	88,346	176,779	90,505	(742,179)	(651,674)	-	-
Toll Ops Allocation	155,950	207,933	155,950	519,832	-	-	-	(519,832)	-	(519,832)	-	-
Bridge Maint Allocation	751,313	160,967	128,774	1,041,054	465,105	59,021	524,126	(1,565,180)	-	(1,565,180)	-	-
Maint/Toll Allocation	36,798	53,525	40,144	130,467	18,399	18,399	36,798	(167,265)	-	(167,265)	-	-
PSBS Allocation	678,745	437,649	656,474	1,772,868	460,254	408,860	869,114	(2,641,982)	-	(2,641,982)	-	-
TOTAL ADM OPS ALLOCATION	\$ 1,755,368	\$ 1,030,117	\$ 1,153,629	\$ 3,939,115	\$ 1,032,190	\$ 574,627	\$ 1,606,817	\$(4,803,753)	\$(742,179)	\$(5,545,933)	\$ -	\$ -
OTHER OPERATING INC/EXP												
Other Operating Income	-	-	-	-	-	-	-	-	241,596	241,596	241,596	320,567
TOTAL OTHER OP INC	\$ -	\$ -	\$ -	\$ -	\$ -	\$ -	\$ -	\$ -	\$ 241,596	\$ 241,596	\$ 241,596	\$ 320,567
NET OPERATING INC	\$ 20,016,265	\$ 47,002,652	\$ 22,136,320	\$ 89,155,237	\$(4,610,713)	\$(4,169,345)	\$(8,780,059)	\$(767,633)	\$(6,533,473)	\$(7,301,106)	\$ 73,074,072	\$ 66,008,887
NON-OPERATING REV/EXP												
Interest Revenue & Unrealized Gain/Loss	-	-	-	-	-	-	-	-	-	-	9,426,963	7,071,363
Other Non-Operating Revenue	-	-	-	-	-	-	-	-	-	-	-	-
Interest Expense	-	-	-	-	-	-	-	-	-	-	(15,182,339)	(15,413,511)
Depreciation Expense	-	-	-	-	-	-	-	-	-	-	(12,405,931)	(12,112,673)
TOTAL NON-OPS REV/EXP	\$ -	\$ -	\$ -	\$ -	\$ -	\$ -	\$ -	\$ -	\$ -	\$ -	\$(18,161,307)	\$(20,454,820)
CHANGE IN NET ASSETS	\$ -	\$ -	\$ -	\$ -	\$ -	\$ -	\$ -	\$ -	\$ -	\$ -	\$ 54,912,764	\$ 45,554,066

DELAWARE RIVER JOINT TOLL BRIDGE COMMISSION

Meeting of September 30, 2024

SUBJECT	DESCRIPTION	PAGE NUMBER
Accounting	Status of Cash Balances at August 31, 2024	1
Accounting	Status of Bond Retirement at August 31, 2024	2
Accounting	Status of Investments at August 31, 2024	3-7
Accounting	Status of Toll Traffic and Revenue & Toll Supported Traffic Month of August 2024 Compared with Month of August 2023	8-23
Accounting	Statistical Summary of Expenditures on Toll Bridges and Toll Supported Bridges Accounts for the Period August 1, 2024, through August 31, 2024	24-32
Accounting	Statement of Revenue and Expenses: Eight Months Period ending August 31, 2024	33

DELAWARE RIVER JOINT TOLL BRIDGE COMMISSION

Meeting of September 30, 2024

There follows Cash Balances of the Commission at August 31, 2024 for the information and review of the Members:

COMMISSION CASH DEPOSITS

Wells Fargo Bank, N. A.

Revenue Fund	8,122,068
Payroll Fund	51,051
Insurance Clearing Account	750,000
TOTAL	\$ 8,923,119

CASH DEPOSIT GUARANTEES

Wells Fargo Bank PA ACT 72 FULL BALANCE

DELAWARE RIVER JOINT TOLL BRIDGE COMMISSION

Meeting of September 30, 2024

STATUS OF BRIDGE REVENUE BONDS AT August 31, 2024

Maturity	SERIES 2015			SERIES 2017			SERIES 2019A			SERIES 2019B			Total	
	Yield	Principal Amount	Maturities & Calls	Yield	Principal Amount	Maturities & Calls	Yield	Principal Amount	Maturities & Calls	Yield	Principal Amount	Maturities & Calls	Average Yield	Remaining Outstanding
7/1/2019	0	2,410,000	2,410,000											
7/1/2020	1.62%	2,540,000	2,540,000	1.00%	945,000	945,000	1.17%	505,000	505,000	1.17%	6,015,000	6,015,000		-
7/1/2021	1.86%	2,540,000	2,540,000	1.00%	875,000	875,000	1.20%	435,000	435,000	1.20%	5,945,000	5,945,000		-
7/1/2022	2.10%	2,695,000	2,695,000	1.81%	1,740,000	1,740,000	1.23%	455,000	455,000	1.23%	6,255,000	6,255,000		-
7/1/2022							0.00%							-
7/1/2023	2.34%	2,795,000	2,795,000	2.03%	1,865,000	1,865,000	1.25%	480,000	480,000	1.25%	6,565,000	6,565,000		-
7/1/2024	2.43%	2,935,000	2,935,000	2.31%	1,970,000	1,970,000	1.31%	8,015,000	8,015,000	1.31%	6,830,000	6,830,000		-
7/1/2025	2.55%	3,015,000		2.52%	1,070,000		1.40%	8,170,000		1.40%	7,195,000		1.64%	19,450,000
7/1/2026	2.73%	3,180,000					1.49%	8,585,000		1.49%	7,515,000		1.69%	19,280,000
7/1/2026														-
7/1/2027	3.10%	4,540,000		2.80%	20,000		1.59%	5,800,000		1.59%	7,880,000		1.97%	18,240,000
7/1/2027														-
7/1/2028	3.28%	3,380,000		2.95%	35,000		1.69%	9,410,000		1.69%	8,300,000		1.95%	21,125,000
7/1/2029	3.04%	3,480,000	3,480,000	3.08%	8,380,000		1.77%	3,725,000		1.77%	8,670,000		2.30%	20,775,000
7/1/2030	3.10%	3,670,000	3,670,000	3.19%	8,845,000		1.85%	3,930,000		1.85%	9,045,000		2.39%	21,820,000
7/1/2031	3.14%	3,785,000	3,785,000	3.27%	10,765,000		1.91%	4,055,000		1.91%	9,520,000		2.51%	24,340,000
7/1/2032	3.55%	545,000		3.35%	14,735,000		1.97%	725,000		1.97%	9,995,000		2.79%	26,000,000
7/1/2033	3.56%	10,595,000		3.41%	15,715,000		2.09%	760,000					3.43%	27,070,000
7/1/2034	3.60%	11,020,000		3.47%	16,500,000		2.16%	800,000					3.48%	28,320,000
7/1/2035	3.64%	11,460,000		3.52%	17,325,000		2.21%	835,000					3.53%	29,620,000
7/1/2036	3.73%	11,920,000		3.56%	18,190,000		2.25%	880,000					3.59%	30,990,000
7/1/2037		N/A		3.59%	22,015,000		2.29%	925,000					3.54%	22,940,000
7/1/2038		N/A		3.64%	23,115,000		2.32%	970,000					3.59%	24,085,000
7/1/2039		N/A		3.64%	24,270,000		2.35%	1,020,000					3.59%	25,290,000
7/1/2040		N/A		3.64%	25,485,000		2.50%	1,070,000					3.59%	26,555,000
7/1/2041		N/A		3.64%	26,760,000		2.50%	1,125,000					3.59%	27,885,000
7/1/2042		N/A		3.64%	28,100,000		2.50%	1,180,000					3.59%	29,280,000
7/1/2043		N/A		3.69%	15,930,000		2.50%	1,240,000					3.60%	17,170,000
7/1/2043		N/A		4.04%	13,575,000								4.04%	13,575,000
7/1/2044		N/A		3.69%	16,590,000		2.50%	1,300,000					3.60%	17,890,000
7/1/2044		N/A		4.04%	14,255,000								4.04%	14,255,000
7/1/2045		N/A		3.69%	17,275,000		3.04%	1,365,000					3.64%	18,640,000
7/1/2045		N/A		4.04%	14,965,000								4.04%	14,965,000
7/1/2046		N/A		3.69%	17,990,000		3.04%	1,405,000					3.64%	19,395,000
7/1/2046		N/A		4.04%	15,715,000								4.04%	15,715,000
7/1/2047		N/A		3.69%	18,745,000		3.04%	1,450,000					3.64%	20,195,000
7/1/2047		N/A		4.04%	16,490,000								4.04%	16,490,000
7/1/2048							3.04%	1,490,000					3.04%	1,490,000
7/1/2049							3.04%	1,535,000					3.04%	1,535,000
		\$ 86,505,000	\$ 26,850,000		\$ 430,250,000	\$ 7,395,000		\$ 73,640,000	\$ 9,890,000		\$ 99,730,000	\$ 31,610,000		\$ 614,380,000

Footnote: Series 2012A Bonds were Called on October 17, 2022.



Delaware River Joint TBC
Purchases Report
Sorted by Fund - Maturity Date
August 1, 2024 - August 31, 2024

CUSIP	Investment #	Fund	Sec. Type Issuer	Original Par Value	Purchase Date	Payment Periods	Principal Purchased	Accrued Interest at Purchase	Rate at Purchase	Maturity Date	YTM	Ending Book Value
General Reserve Fund												
06741FP43	11135	01GRF	ACP BARCLA	5,000,000.00	08/01/2024	02/04 - At Maturity	4,866,762.50		5.130	02/04/2025	5.385	4,888,850.00
63873JRU6	11137	01GRF	ACP NATIXI	5,000,000.00	08/01/2024	04/28 - At Maturity	4,813,625.00		4.970	04/28/2025	5.217	4,835,023.61
592179KD6	11139	01GRF	FAC METLIF	2,000,000.00	08/21/2024	01/06 - 07/06	2,013,440.00	12,500.00	5.000	01/06/2026	4.487	2,013,168.48
826200AD9	11141	01GRF	FAC SIEMEN	2,500,000.00	08/21/2024	02/17 - 08/17	2,582,950.00	1,701.39	6.125	08/17/2026	4.365	2,581,791.48
5253JAZ4	11142	01GRF	FAC AUSTNZ	3,000,000.00	08/21/2024	01/18 - 07/18	3,033,480.00	13,062.50	4.750	01/18/2027	4.256	3,033,093.84
3130B2F42	11138	01GRF	FAC FHLB	3,000,000.00	08/21/2024	02/20 - 08/20	3,000,000.00	381.67	4.580	08/20/2027	4.580	3,000,000.00
3134HACE1	11136	01GRF	FAC FHLMC	4,000,000.00	08/01/2024	02/01 - 08/01	4,000,000.00		5.050	08/01/2029	5.050	4,000,000.00
			Subtotal	24,500,000.00			24,310,257.50	27,645.56				24,351,927.41
			Total Purchases	24,500,000.00			24,310,257.50	27,645.56				24,351,927.41

3



Delaware River Joint TBC Investment Classification Sorted by Fund - Maturity Date August 31, 2024

CUSIP	Investment #	Fund	Issuer	Investment Class	Par Value	YTM	Maturity Date	Market Price	Market Date	Market Value	Book Value	Reported Value
Debt Service Fund												
38145C752	10113	01DSF	Goldman Sachs Ila Fed Port	Amort	17,169.21	4.410		100.000	08/31/2024	17,169.21	17,169.21	17,169.21
Subtotal					17,169.21	4.410				17,169.21	17,169.21	17,169.21
General Reserve Fund												
38145C752	10115	01GRF	Goldman Sachs Ila Fed Port	Amort	0.00			100.000	08/31/2024	0.00	0.00	0.00
PAINVEST	10050	01GRF	PA Invest	Amort	0.00			100.000	08/31/2024	0.00	0.00	0.00
PAINVEST	10462	01GRF	PA Invest	Amort	29,052,523.69	5.419		100.000	08/31/2024	29,052,523.69	29,052,523.69	29,052,523.69
55607KJG2	11077	01GRF	Macquarie Group	Fair	3,000,000.00	5.352	09/16/2024	99.747	08/31/2024	2,992,416.00	2,993,600.00	2,992,416.00
59217GEP0	11011	01GRF	METLIFE	Fair	5,000,000.00	4.951	09/27/2024	99.679	08/31/2024	4,983,992.50	4,985,360.11	4,983,992.50
9128283D0	10900	01GRF	U.S. Treasury	Fair	5,000,000.00	0.484	10/31/2024	99.535	08/31/2024	4,976,755.05	5,014,359.45	4,976,755.05
86960JL11	11110	01GRF	Svenska Handelsbanken	Fair	3,000,000.00	5.502	11/01/2024	99.102	08/31/2024	2,973,060.00	2,973,261.66	2,973,060.00
64971XYN2	10875	01GRF	NYC Transitional Fin Authority	Fair	5,500,000.00	0.612	11/01/2024	99.561	08/31/2024	5,475,855.00	5,499,075.89	5,475,855.00
05253ALD0	11106	01GRF	ANZ New Zealand International	Fair	2,000,000.00	5.385	11/13/2024	98.942	08/31/2024	1,978,841.00	1,979,195.00	1,978,841.00
742651DX7	10945	01GRF	Private Expt Fdg	Fair	1,310,000.00	2.720	11/15/2024	99.038	08/31/2024	1,297,402.38	1,307,492.29	1,297,402.38
4497W0LM8	11107	01GRF	ING Funding LLC Commercial Pap	Fair	5,000,000.00	5.505	11/21/2024	98.820	08/31/2024	4,941,002.50	4,941,049.99	4,941,002.50
63763PMC0	11109	01GRF	National Securities Clearing	Fair	3,000,000.00	5.341	12/12/2024	98.560	08/31/2024	2,956,815.00	2,956,650.00	2,956,815.00
3130AVJ60	11009	01GRF	Federal Home Loan Bank	Fair	2,500,000.00	5.354	12/30/2024	100.007	08/31/2024	2,500,190.00	2,500,000.00	2,500,190.00
31849HN73	11115	01GRF	First Abu Dhabi Bank P.J.S.C	Fair	3,000,000.00	5.542	01/07/2025	98.231	08/31/2024	2,946,946.50	2,943,680.00	2,946,946.50
64952WEK5	10926	01GRF	New York Life Global	Fair	1,000,000.00	1.486	01/14/2025	98.705	08/31/2024	987,059.00	999,867.00	987,059.00
3130AN7P9	10889	01GRF	Federal Home Loan Bank	Fair	5,000,000.00	0.397	01/28/2025	98.242	08/31/2024	4,912,135.00	5,000,520.82	4,912,135.00
06741FP43	11135	01GRF	Barclays US Funding LLC	Fair	5,000,000.00	5.384	02/04/2025	97.827	08/31/2024	4,891,357.50	4,888,850.00	4,891,357.50
13063DGB8	10983	01GRF	State of California	Fair	1,175,000.00	4.580	04/01/2025	99.415	08/31/2024	1,168,126.25	1,167,236.62	1,168,126.25
13063DGB8	11069	01GRF	State of California	Fair	1,125,000.00	4.811	04/01/2025	99.415	08/31/2024	1,118,418.75	1,115,921.88	1,118,418.75
13063DGB8	11117	01GRF	State of California	Fair	2,000,000.00	5.216	04/01/2025	99.415	08/31/2024	1,988,300.00	1,979,232.62	1,988,300.00
20772KGP8	11081	01GRF	Connecticut ST	Fair	2,000,000.00	4.722	04/15/2025	99.227	08/31/2024	1,984,540.00	1,980,980.55	1,984,540.00
98459LAA1	11038	01GRF	Yale University	Fair	1,500,000.00	5.357	04/15/2025	97.381	08/31/2024	1,460,721.75	1,460,341.18	1,460,721.75
63873JRU6	11137	01GRF	ATIXIS NY Brh	Fair	5,000,000.00	5.217	04/28/2025	96.875	08/31/2024	4,843,787.50	4,835,023.61	4,843,787.50
74172WAG1	10910	01GRF	Prince George County Rev Autho	Fair	1,130,000.00	1.002	05/01/2025	99.347	08/31/2024	1,122,621.10	1,148,738.23	1,122,621.10
037833BG4	10923	01GRF	Apple Inc	Fair	3,000,000.00	1.380	05/13/2025	99.035	08/31/2024	2,971,053.45	3,037,202.00	2,971,053.45
65558RAA7	10999	01GRF	Nordea Bank	Fair	2,040,000.00	5.030	06/06/2025	99.033	08/31/2024	2,020,274.22	2,019,336.16	2,020,274.22
341271AD6	10894	01GRF	Florida St Brd of Adm	Fair	4,000,000.00	0.752	07/01/2025	97.417	08/31/2024	3,896,680.00	4,017,876.16	3,896,680.00
3136G4D75	10825	01GRF	Federal National Mtg Assn	Fair	2,500,000.00	0.599	07/29/2025	96.541	08/31/2024	2,413,530.00	2,500,000.00	2,413,530.00

**Delaware River Joint TBC
Investment Classification
August 31, 2024**

CUSIP	Investment #	Fund	Issuer	Investment Class	Par Value	YTM	Maturity Date	Market Price	Market Date	Market Value	Book Value	Reported Value
General Reserve Fund												
91282CHN4	11031	01GRF	U.S. Treasury	Fair	2,000,000.00	5.063	07/31/2025	100.267	08/31/2024	2,005,353.10	1,994,589.34	2,005,353.10
64952WEU3	10975	01GRF	New York Life Global	Fair	2,000,000.00	5.053	08/05/2025	99.098	08/31/2024	1,981,976.00	1,975,121.62	1,981,976.00
57629WDK3	11035	01GRF	Mass Mutual Global	Fair	2,000,000.00	5.609	08/26/2025	99.519	08/31/2024	1,990,396.00	1,973,020.00	1,990,396.00
74153WCR8	11015	01GRF	Pricoa Global Fund	Fair	2,000,000.00	5.150	08/28/2025	99.520	08/31/2024	1,990,401.00	1,982,365.17	1,990,401.00
3134GX3A0	10967	01GRF	Federal Home Loan Mtg Corp	Fair	2,000,000.00	4.768	09/30/2025	99.802	08/31/2024	1,996,052.00	1,999,639.81	1,996,052.00
91282CJL6	11059	01GRF	U.S. Treasury	Fair	3,000,000.00	4.717	11/30/2025	100.752	08/31/2024	3,022,573.05	3,005,628.26	3,022,573.05
49474E3Z4	10991	01GRF	King County Washington	Fair	560,000.00	4.364	12/01/2025	101.228	08/31/2024	566,876.80	566,929.39	566,876.80
05254JAA8	11004	01GRF	Aust & NZ Banking Group	Fair	3,000,000.00	4.777	12/08/2025	100.783	08/31/2024	3,023,511.00	3,010,859.94	3,023,511.00
592179KD6	11121	01GRF	METLIFE	Fair	2,000,000.00	5.135	01/06/2026	100.639	08/31/2024	2,012,784.00	1,996,433.33	2,012,784.00
592179KD6	11139	01GRF	METLIFE	Fair	2,000,000.00	4.486	01/06/2026	100.639	08/31/2024	2,012,784.00	2,013,168.48	2,012,784.00
3130AV3M2	11008	01GRF	Federal Home Loan Bank	Fair	3,000,000.00	5.500	03/13/2026	100.010	08/31/2024	3,000,319.50	3,000,000.00	3,000,319.50
64966MYL7	10944	01GRF	City of New York	Fair	3,000,000.00	2.642	04/01/2026	98.977	08/31/2024	2,969,310.00	3,028,625.97	2,969,310.00
57629W6F2	11116	01GRF	Mass Mutual Global	Fair	2,250,000.00	5.350	04/10/2026	100.235	08/31/2024	2,255,303.25	2,221,127.25	2,255,303.25
57629W6F2	11120	01GRF	Mass Mutual Global	Fair	2,000,000.00	5.151	04/10/2026	100.235	08/31/2024	2,004,714.00	1,980,163.25	2,004,714.00
06405LAD3	11119	01GRF	Bank of New York Mellon	Fair	3,765,000.00	5.232	05/22/2026	99.989	08/31/2024	3,764,615.97	3,759,793.65	3,764,615.97
58989V2F0	11129	01GRF	Met Tower Global Fund	Fair	2,000,000.00	4.853	06/20/2026	101.554	08/31/2024	2,031,084.00	2,018,532.14	2,031,084.00
54438CYL0	10955	01GRF	Los Angeles CA Community Colle	Fair	1,480,000.00	3.339	08/01/2026	95.610	08/31/2024	1,415,028.00	1,428,493.97	1,415,028.00
826200AD9	11141	01GRF	SIEMENS	Fair	2,500,000.00	4.364	08/17/2026	103.447	08/31/2024	2,586,187.50	2,581,791.48	2,586,187.50
91282CHY0	11041	01GRF	U.S. Treasury	Fair	1,000,000.00	4.911	09/15/2026	101.353	08/31/2024	1,013,535.12	994,599.96	1,013,535.12
06375M3Z6	11034	01GRF	Bank of Montreal	Fair	3,000,000.00	6.500	09/21/2026	99.452	08/31/2024	2,983,587.00	3,000,000.00	2,983,587.00
882724WT0	10915	01GRF	Texas Public Finance Authority	Fair	7,500,000.00	1.289	10/01/2026	102.228	08/31/2024	7,667,100.00	8,059,034.51	7,667,100.00
3130AXMJ4	11045	01GRF	Federal Home Loan Bank	Fair	3,000,000.00	5.550	10/30/2026	100.070	08/31/2024	3,002,115.00	3,000,000.00	3,002,115.00
771196CE0	11128	01GRF	ROCHE HLDGS INC	Fair	3,500,000.00	4.842	11/13/2026	101.732	08/31/2024	3,560,642.75	3,530,219.07	3,560,642.75
5253JAZ4	11142	01GRF	Aust & NZ Banking Group	Fair	3,000,000.00	4.255	01/18/2027	101.111	08/31/2024	3,033,346.50	3,033,093.84	3,033,346.50
64953BBM9	11127	01GRF	New York Life Global	Fair	2,000,000.00	4.837	04/02/2027	101.837	08/31/2024	2,036,745.00	2,002,879.19	2,036,745.00
29446MAE2	11097	01GRF	EQUINOR ASA	Fair	1,000,000.00	4.833	04/06/2027	96.797	08/31/2024	967,976.00	956,238.66	967,976.00
57629W4S6	11126	01GRF	Mass Mutual Global	Fair	3,000,000.00	4.867	04/09/2027	101.949	08/31/2024	3,058,470.00	3,016,628.18	3,058,470.00
166764BX7	11073	01GRF	Chevron Corp	Fair	3,000,000.00	4.379	05/11/2027	94.725	08/31/2024	2,841,751.50	2,822,237.49	2,841,751.50
90327QD97	11124	01GRF	USAA CAP CORP	Fair	5,000,000.00	5.048	06/01/2027	102.587	08/31/2024	5,129,377.50	5,025,328.81	5,129,377.50
649907XF4	11100	01GRF	New York State Dormitory Auth	Fair	1,000,000.00	5.049	07/01/2027	101.641	08/31/2024	1,016,410.00	996,368.63	1,016,410.00
3130B2F42	11138	01GRF	Federal Home Loan Bank	Fair	3,000,000.00	4.579	08/20/2027	99.870	08/31/2024	2,996,110.50	3,000,000.00	2,996,110.50
40139LBG7	11098	01GRF	Guardian Life Global Funding	Fair	3,000,000.00	4.853	10/28/2027	103.360	08/31/2024	3,100,821.00	3,059,550.59	3,100,821.00
3130AYCQ7	11067	01GRF	Federal Home Loan Bank	Fair	2,610,000.00	4.999	01/03/2028	100.000	08/31/2024	2,610,010.44	2,610,000.00	2,610,010.44
64952WEY5	11111	01GRF	New York Life Global	Fair	3,000,000.00	5.020	01/09/2028	101.433	08/31/2024	3,043,012.50	2,984,369.16	3,043,012.50
3130AYLF1	11094	01GRF	Federal Home Loan Bank	Fair	3,000,000.00	4.535	01/14/2028	100.058	08/31/2024	3,001,761.00	2,998,535.15	3,001,761.00
3134H1PS6	11082	01GRF	Federal Home Loan Mtg Corp	Fair	4,400,000.00	5.013	01/14/2028	100.017	08/31/2024	4,400,752.40	4,398,127.30	4,400,752.40

**Delaware River Joint TBC
Investment Classification
August 31, 2024**

CUSIP	Investment #	Fund	Issuer	Investment Class	Par Value	YTM	Maturity Date	Market Price	Market Date	Market Value	Book Value	Reported Value
General Reserve Fund												
13063DGC6	11040	01GRF	State of California	Fair	2,000,000.00	5.035	04/01/2028	99.032	08/31/2024	1,980,640.00	1,902,565.36	1,980,640.00
637639AK1	11104	01GRF	National Securities Clearing	Fair	4,000,000.00	4.641	05/30/2028	102.041	08/31/2024	4,081,666.00	4,048,083.17	4,081,666.00
01266HFL8	11050	01GRF	Albemarle Cnty VA Economic Dev	Fair	3,000,000.00	5.260	06/01/2028	102.396	08/31/2024	3,071,880.00	3,003,812.35	3,071,880.00
898365AP6	11066	01GRF	Boston College	Fair	2,550,000.00	4.705	07/01/2028	100.324	08/31/2024	2,558,262.00	2,533,725.43	2,558,262.00
91282CJA0	11042	01GRF	U.S. Treasury	Fair	1,000,000.00	4.806	09/30/2028	103.245	08/31/2024	1,032,458.25	993,465.36	1,032,458.25
67080LAA3	11063	01GRF	Nuveen LLC	Fair	5,000,000.00	5.034	11/01/2028	98.061	08/31/2024	4,903,057.50	4,798,664.01	4,903,057.50
91282CJN2	11060	01GRF	U.S. Treasury	Fair	2,000,000.00	4.257	11/30/2028	102.418	08/31/2024	2,048,361.60	2,008,874.37	2,048,361.60
3134H1WS8	11102	01GRF	Federal Home Loan Mtg Corp	Fair	3,400,000.00	5.349	03/07/2029	100.080	08/31/2024	3,402,738.70	3,400,000.00	3,402,738.70
3130B0KB4	11105	01GRF	Federal Home Loan Bank	Fair	3,000,000.00	5.000	03/20/2029	101.096	08/31/2024	3,032,905.50	3,000,000.00	3,032,905.50
3130BORT8	11112	01GRF	Federal Home Loan Bank	Fair	3,000,000.00	5.400	04/10/2029	100.169	08/31/2024	3,005,095.50	3,000,000.00	3,005,095.50
3130B22X2	11134	01GRF	Federal Home Loan Bank	Fair	4,000,000.00	5.124	07/24/2029	100.295	08/31/2024	4,011,808.00	4,000,000.00	4,011,808.00
3134HACE1	11136	01GRF	Federal Home Loan Mtg Corp	Fair	4,000,000.00	5.050	08/01/2029	100.260	08/31/2024	4,010,428.00	4,000,000.00	4,010,428.00
Subtotal					236,347,523.69	4.434				236,086,498.57	236,010,058.55	236,086,498.57
Operating Fund												
38145C752	10108	01OF	Goldman Sachs Ila Fed Port	Amort	23,300.45	4.410		100.000	08/31/2024	23,300.45	23,300.45	23,300.45
912797JR9	11090	01OF	U.S. Treasury	Fair	8,375,000.00	4.758	01/23/2025	98.141	08/31/2024	8,219,363.10	8,223,127.75	8,219,363.10
Subtotal					8,398,300.45	4.757				8,242,663.55	8,246,428.20	8,242,663.55
Reserve Maintenance Fund												
38145C752	10106	01RMF	Goldman Sachs Ila Fed Port	Amort	51,641.97	4.410		100.000	08/31/2024	51,641.97	51,641.97	51,641.97
912797JR9	11089	01RMF	U.S. Treasury	Fair	10,350,000.00	4.758	01/23/2025	98.141	08/31/2024	10,157,660.67	10,162,325.52	10,157,660.67
Subtotal					10,401,641.97	4.756				10,209,302.64	10,213,967.49	10,209,302.64
Scudder Falls Insurance Reserv												
38145C752	10506	01SFIR	Goldman Sachs Ila Fed Port	Amort	777.00	4.410		100.000	08/31/2024	777.00	777.00	777.00
912797HE0	11095	01SFIR	U.S. Treasury	Fair	2,121,000.00	4.770	10/31/2024	99.184	08/31/2024	2,103,692.64	2,104,809.70	2,103,692.64
Subtotal					2,121,777.00	4.770				2,104,469.64	2,105,586.70	2,104,469.64
Construction Fund 2019A												
38145C752	10713	06CF19A	Goldman Sachs Ila Fed Port	Amort	0.00			100.000	08/31/2024	0.00	0.00	0.00
PAINVEST	10752	06CF19A	PA Invest	Amort	2,986,928.07	5.419		100.000	08/31/2024	2,986,928.07	2,986,928.07	2,986,928.07
82124LJH6	11131	06CF19A	Sheffield Receivables	Fair	1,000,000.00	5.394	09/17/2024	99.733	08/31/2024	997,331.50	997,622.22	997,331.50
86564YKQ4	11133	06CF19A	Sumitomo Mistsui Trust Bank LT	Fair	3,000,000.00	5.424	10/24/2024	99.196	08/31/2024	2,975,895.00	2,976,370.82	2,975,895.00
4497W0MG0	11130	06CF19A	ING Funding LLC Commercial Pap	Fair	3,000,000.00	5.352	12/16/2024	98.487	08/31/2024	2,954,616.00	2,953,713.32	2,954,616.00

**Delaware River Joint TBC
Investment Classification
August 31, 2024**

CUSIP	Investment #	Fund	Issuer	Investment Class	Par Value	YTM	Maturity Date	Market Price	Market Date	Market Value	Book Value	Reported Value
				Subtotal	9,986,928.07	5.398				9,914,770.57	9,914,634.43	9,914,770.57
Debt Service Reserve Fund Comm												
38145C752	10994	06DSRF	Goldman Sachs Ila Fed Port	Amort	7,910.75	4.410		100.000	08/31/2024	7,910.75	7,910.75	7,910.75
912797JR9	11088	06DSRF	U.S. Treasury	Fair	43,600,000.00	4.759	01/23/2025	98.141	08/31/2024	42,789,758.96	42,811,537.60	42,789,758.96
912797JR9	11092	06DSRF	U.S. Treasury	Fair	8,406,000.00	4.771	01/23/2025	98.141	08/31/2024	8,249,787.01	8,253,145.30	8,249,787.01
				Subtotal	52,013,910.75	4.761				51,047,456.72	51,072,593.65	51,047,456.72
2019A Rebate Account												
38145C752	11039	06REB19A	Goldman Sachs Ila Fed Port	Amort	483,998.74	4.410		100.000	08/31/2024	483,998.74	483,998.74	483,998.74
				Subtotal	483,998.74	4.410				483,998.74	483,998.74	483,998.74
				Total	319,771,249.88	4.537				318,106,329.64	318,064,436.97	318,106,329.64

7

DELAWARE RIVER JOINT TOLL BRIDGE COMMISSION
Meeting of September 30, 2024
TOLL TRAFFIC AND REVENUE STATISTICS (August 2024)

Summary: The Commission recorded an increase in total toll revenue for August 2024 in comparison to the August 2023 traffic and revenue statistics. Total toll traffic also reflected an increase for the month of the August. [It should be noted that 2024 is a leap year. In addition, the Commission had a toll rate increase for Class 1 and Class 11 vehicles effective January 7, 2024].

Analysis of August 2024 / August 2023 toll revenue data comparison:

- Total toll revenue increased by **\$867,464** or 5.00 percent at the Commission's eight toll bridges for the month of August.
- Commercial-vehicle toll revenue increased \$10,329 for a 0.09 percent increase.
- Passenger-vehicle toll revenue increased \$857,135 for a 15.35 percent increase.

Analysis of August 2024 / August 2023 traffic data comparison:

- Total toll traffic increased by **34,477** vehicles, or 0.81 percent for the month.
- Commercial-vehicle traffic increased by 2,429 vehicles, or 0.39 percent.
- Passenger-vehicle toll traffic increased by 32,048 vehicles, or 0.87 percent.
- Average daily toll traffic for the Commission's toll bridges for August 2024 was 139,168 total vehicles as compared to the 138,056 total vehicles recorded in August 2023, an increase on average of 1,112 vehicles a day.
- Total recorded westbound traffic volume at the toll supported bridges for August 2024 increased by 766 vehicles, or 0.0 percent as compared to August 2023. Average daily westbound traffic on the toll supported bridges was 61,890 vehicles in August 2024 as compared to 61,865 vehicles in August 2023.

Traffic analysis for 2024 YTD:

- Total YTD toll traffic for the eight toll bridges is reflecting a 1.38 percent increase for the first eight months of 2024 as compared to the same eight-month period in 2023.
- Westbound traffic on the ten toll supported bridges reflects a 0.6 percent decrease through the first eight months of 2024 when compared to 2023.

REGION REVIEW:

Southern Region

Total toll traffic at Trenton-Morrisville (TM) reflected a 0.54 percent increase for August 2024 when compared to August 2023 as the result of the increase of 8,885 cars and the decrease of 4,930 trucks. The Scudder Falls Bridge recorded a 0.14 percent decrease in total toll traffic for August 2024 when compared to August 2023 as the result of the increase of 203 cars and the decrease of 1,146 trucks. At New Hope-Lambertville (NHL), an increase of 894 cars combined with an increase of 1,314 trucks resulted in an increase of 1.49 percent in total toll traffic for August 2024 as compared to August 2023.

Central Region

The I-78 Toll Bridge recorded an increase of 1.87 percent in total toll traffic for the month of August 2024 when compared to August 2023 as the result of the increases of 16,583 cars and 2,665 trucks. At the Easton-Phillipsburg (EP) Toll Bridge, a decrease of 7,027 passenger vehicles combined with an increase of 2,260 trucks generated a 0.99 percent decrease in total toll traffic for August 2024 as compared to August 2023.

Northern Region

Portland-Columbia (PC) recorded a 5.55 percent decrease in total toll traffic during August 2024 compared to August 2023 as the result of the decreases of 6,246 automobiles and 787 trucks. At the Delaware Water Gap (DWG) Toll Bridge, increases of 20,758 passenger vehicles and 2,867 trucks generated a 2.47 percent increase in total toll traffic for August 2024 when compared to August 2023. At Milford-Montague (MM), a decrease of 2,002 passenger vehicles combined with an increase of 186 trucks produced a 1.47 percent decrease in total toll traffic for the month of August 2024 as compared to August 2023.

E-ZPass Penetration Rates

The table below provides a comparison of the E-ZPass penetration rates for the Commission's eight (8) toll bridges for the months of August 2024 and August 2023, and the year-to-date periods ending August 31, 2024 and August 31, 2023.

		<i>E-ZPass</i> PENETRATION RATES					
		Aug-24	Aug-23	Change in Monthly Percentage	YTD 2024	YTD 2023	Change in YTD Percentage
All Toll Bridges	Cars	84.64	87.86	-3.22	84.71	87.79	-3.08
	Trucks	88.15	96.02	-7.87	88.00	96.02	-8.02
	Total	85.14	89.04	-3.90	85.20	88.97	-3.77
Trenton - Morrisville	Cars	83.50	88.28	-4.78	83.85	88.01	-4.16
	Trucks	85.83	96.49	-10.66	86.02	95.93	-9.91
	Total	83.74	89.16	-5.42	84.07	88.77	-4.70
Scudder Falls	Cars	91.72	91.63	0.09	91.96	91.84	0.12
	Trucks	90.08	89.19	0.89	89.66	89.64	0.02
	Total	91.63	91.50	0.13	91.85	91.73	0.12
New Hope - Lambertville	Cars	93.26	94.18	-0.92	92.83	94.38	-1.55
	Trucks	90.54	95.52	-4.98	89.99	95.51	-5.52
	Total	93.02	94.29	-1.27	92.59	94.47	-1.88
I-78	Cars	81.26	86.15	-4.89	81.01	85.85	-4.84
	Trucks	88.98	97.22	-8.24	88.85	97.15	-8.30
	Total	83.39	89.25	-5.86	83.36	89.16	-5.80
Easton - Phillipsburg	Cars	85.37	89.12	-3.75	86.22	89.12	-2.90
	Trucks	85.50	91.85	-6.35	85.74	91.90	-6.16
	Total	85.38	89.32	-3.94	86.18	89.30	-3.12
Portland - Columbia	Cars	87.30	85.92	1.38	85.57	85.67	-0.10
	Trucks	87.62	96.12	-8.50	87.72	96.04	-8.32
	Total	87.34	87.07	0.27	85.81	86.69	-0.88
Delaware Water Gap	Cars	80.47	85.00	-4.53	79.79	84.59	-4.80
	Trucks	87.72	96.33	-8.61	87.42	96.48	-9.06
	Total	81.58	86.75	-5.17	81.11	86.55	-5.44
Milford - Montague	Cars	88.27	85.25	3.02	84.66	84.73	-0.07
	Trucks	87.57	88.48	-0.91	84.27	87.16	-2.89
	Total	88.25	85.36	2.89	84.65	84.81	-0.16

The Commission implemented toll-by-plate functionality at seven toll plazas in January 2024 and changed the way to calculate the E-ZPass Penetration rate for those seven toll bridges to be similar with how the calculation is completed at its AET Scudder Falls Bridge. For all toll bridges, E-ZPass penetration rate is now calculated by dividing the sum of E-ZPass transactions and itoll/vtoll transactions, over total transaction volume. Prior to year 2024, for non-AET bridges, E-ZPass penetration rate was calculated by dividing all non-cash transactions, which includes both E-ZPass and violation transactions, over total transaction volume. Starting 11pm on June 16th, 2024, the Commission ceased cash toll collections at NH, PC and MM, which impacted EZPass Penetration rate for those three plazas.

DELAWARE RIVER JOINT TOLL BRIDGE COMMISSION
ALL TOLL BRIDGES
COMPARATIVE STATEMENT OF TOLL TRAFFIC AND REVENUE

AUGUST 2024

JANUARY 1, 2023 AUGUST 31, 2023 243 DAYS		JANUARY 1, 2024 AUGUST 31, 2024 244 DAYS		MONTH OF AUGUST 2024 31 DAYS		MONTH OF AUGUST 2023 31 DAYS		
NUMBER OF VEHICLES	TOTAL REVENUE	NUMBER OF VEHICLES	TOTAL REVENUE	VEHICLE CLASS	NUMBER OF VEHICLES	TOTAL REVENUE	NUMBER OF VEHICLES	TOTAL REVENUE
26,235,833	\$ 40,457,379.90	26,382,211	\$ 45,935,966.40	Passenger	3,695,073	\$ 6,464,690.10	3,663,025	\$ 5,664,311.05
-	(710,912.85)	-	(251,694.25)	Discounts *	-	(24,343.00)	-	(81,099.25)
26,235,833	\$ 39,746,467.05	26,382,211	\$ 45,684,272.15	TOTAL PASSENGER	3,695,073	\$ 6,440,347.10	3,663,025	\$ 5,583,211.80
792,812	7,255,788.25	940,361	8,598,102.30	2-Axle Trucks	127,499	1,166,089.00	123,986	1,135,159.50
315,781	4,313,145.30	323,848	4,429,828.50	3-Axle Trucks	44,617	610,291.50	43,707	597,312.00
390,815	7,132,086.80	354,736	6,484,772.00	4-Axle Trucks	48,601	889,112.00	52,384	956,580.00
2,851,011	64,910,073.50	3,000,416	68,342,415.00	5-Axle Trucks	388,823	8,852,917.50	386,202	8,796,212.50
63,887	1,734,048.00	71,130	1,931,286.00	6-Axle Trucks	9,304	252,597.00	10,175	276,411.00
1,856	63,604.50	3,338	111,806.50	7-Axle Trucks	299	9,953.00	260	8,956.50
4,416,162	\$ 85,408,746.35	4,693,829	\$ 89,898,210.30	TOTAL TRUCKS	619,143	\$ 11,780,960.00	616,714	\$ 11,770,631.50
30,651,995	\$ 125,155,213.40	31,076,040	\$ 135,582,482.45	TOTAL TOLL VEHICLES	4,314,216	\$ 18,221,307.10	4,279,739	17,353,843.30
126,140	\$ 515,042.03	127,361	\$ 555,665.91	DAILY AVERAGE	139,168	\$ 587,784.10	138,056	\$ 559,801.40
YTD Rate Change				MTD Rate Change Traffic				
Traffic (toll)		1.38%		Traffic (toll)		0.81%		
Autos		0.56%		Autos		0.87%		
Trucks		6.29%		Trucks		0.39%		
Revenue		8.33%		Revenue		5.00%		
Autos		14.94%		Autos		15.35%		
Trucks		5.26%		Trucks		0.09%		

* "Discounts" The Commuter Discount was eliminated effective January 1st, 2024. The commuter discount reported in the January 2024 Comparatives represented the discounts issued for trips made in December 2023. "Discounts" now represents adjustments for employee and Commission vehicle non-revenue crossings.

NOTE: On January 7, 2024 the Commission increased the *E-ZPass* toll rate for both Class 1 and Class 11 vehicles. The *E-ZPass* toll rate for a Class 1 vehicle was raised from \$1.25 to \$1.50 and the *E-ZPass* toll rate for a Class 11 vehicle was raised from \$3.25 to \$3.50

DELAWARE RIVER JOINT TOLL BRIDGE COMMISSION
TRENTON - MORRISVILLE TOLL BRIDGE
COMPARATIVE STATEMENT OF TOLL TRAFFIC AND REVENUE

AUGUST 2024

JANUARY 1, 2023 AUGUST 31, 2023 243 DAYS		JANUARY 1, 2024 AUGUST 31, 2024 244 DAYS		MONTH OF AUGUST 2024 31 DAYS		MONTH OF AUGUST 2023 31 DAYS		
NUMBER OF VEHICLES	TOTAL REVENUE	NUMBER OF VEHICLES	TOTAL REVENUE	VEHICLE CLASS	NUMBER OF VEHICLES	TOTAL REVENUE	NUMBER OF VEHICLES	TOTAL REVENUE
4,824,761	\$ 7,450,256.25 (127,080.21)	4,897,693	\$ 8,574,168.00 (37,300.75)	Passenger Discounts *	660,581	\$ 1,163,973.75 (3,288.00)	651,696	\$ 1,003,754.25 (14,676.74)
4,824,761	\$ 7,323,176.04	4,897,693	\$ 8,536,867.25	TOTAL PASSENGER	660,581	\$ 1,160,685.75	651,696	\$ 989,077.51
132,262	1,207,375.25	184,710	1,686,539.00	2-Axle Trucks	24,308	222,167.00	23,016	209,879.00
81,198	1,108,324.80	90,628	1,240,114.50	3-Axle Trucks	12,313	168,588.00	12,851	175,227.00
82,384	1,503,474.80	78,458	1,437,396.00	4-Axle Trucks	9,832	180,244.00	14,081	256,416.00
211,031	4,822,696.00	213,231	4,875,905.00	5-Axle Trucks	27,141	620,257.50	28,647	654,820.00
2,890	78,927.00	5,669	155,340.00	6-Axle Trucks	505	13,821.00	483	13,215.00
100	3,269.00	1,468	46,987.50	7-Axle Trucks	62	1,967.00	13	416.50
509,865	\$ 8,724,066.85	574,164	\$ 9,442,282.00	TOTAL TRUCKS	74,161	\$ 1,207,044.50	79,091	\$ 1,309,973.50
5,334,626	\$ 16,047,242.89	5,471,857	\$ 17,979,149.25	TOTAL TOLL VEHICLES	734,742	\$ 2,367,730.25	730,787	\$ 2,299,051.01
21,953	\$ 66,038.04	22,426	\$ 73,685.04	DAILY AVERAGE	23,701	\$ 76,378.40	23,574	\$ 74,162.94
Rate Change				Rate Change				
Traffic (toll)		2.57%		Traffic (toll)		0.54%		
Autos		1.51%		Autos		1.36%		
Trucks		12.61%		Trucks		-6.23%		
Revenue		12.04%		Revenue		2.99%		
Autos		16.57%		Autos		17.35%		
Trucks		8.23%		Trucks		-7.86%		

DELAWARE RIVER JOINT TOLL BRIDGE COMMISSION
 SCUDDER FALLS TOLL BRIDGE
 COMPARATIVE STATEMENT OF TOLL TRAFFIC AND REVENUE

AUGUST 2024

JANUARY 1, 2023 AUGUST 31, 2023 243 DAYS	JANUARY 1, 2024 AUGUST 31, 2024 244 DAYS	MONTH OF AUGUST 2024 31 DAYS	MONTH OF AUGUST 2023 31 DAYS					
NUMBER OF VEHICLES	TOTAL REVENUE	NUMBER OF VEHICLES	TOTAL REVENUE	VEHICLE CLASS	NUMBER OF VEHICLES	TOTAL REVENUE	NUMBER OF VEHICLES	TOTAL REVENUE
4,846,289	\$ 6,797,465.65 (126,852.84)	5,009,367	\$ 8,137,924.90 (41,448.79)	Passenger Discounts *	645,449	\$ 1,055,647.35 (2,668.50)	645,246	\$ 908,766.55 (14,299.62)
4,846,289	\$ 6,670,612.81	5,009,367	\$ 8,096,476.11	TOTAL PASSENGER	645,449	\$ 1,052,978.85	645,246	\$ 894,466.93
109,513	995,610.00	136,203	1,237,890.30	2-Axle Trucks	18,281	166,145.00	18,360	166,901.00
24,781	337,888.50	25,101	341,289.00	3-Axle Trucks	3,247	44,296.50	3,164	43,294.50
20,051	365,672.00	18,220	332,948.00	4-Axle Trucks	2,534	46,246.00	2,702	49,386.00
92,886	2,117,282.50	91,316	2,082,007.50	5-Axle Trucks	11,794	268,655.00	12,620	287,850.00
1,218	33,138.00	1,599	43,560.00	6-Axle Trucks	121	3,309.00	271	7,350.00
142	4,716.50	168	5,786.00	7-Axle Trucks	13	435.00	19	639.00
248,591	\$ 3,854,307.50	272,607	\$ 4,043,480.80	TOTAL TRUCKS	35,990	\$ 529,086.50	37,136	\$ 555,420.50
5,094,880	\$ 10,524,920.31	5,281,974	\$ 12,139,956.91	TOTAL TOLL VEHICLES	681,439	\$ 1,582,065.35	682,382	\$ 1,449,887.43
20,967	\$ 43,312.43	21,647	\$ 49,753.92	DAILY AVERAGE	21,982	\$ 51,034.37	22,012	\$ 46,770.56
Rate Change				Rate Change				
Traffic (toll)				Traffic (toll)				
Autos				Autos				
Trucks				Trucks				
Revenue				Revenue				
Autos				Autos				
Trucks				Trucks				

DELAWARE RIVER JOINT TOLL BRIDGE COMMISSION
 NEW HOPE - LAMBERTVILLE TOLL BRIDGE
 COMPARATIVE STATEMENT OF TOLL TRAFFIC AND REVENUE

AUGUST 2024

JANUARY 1, 2023 AUGUST 31, 2023 243 DAYS		JANUARY 1, 2024 AUGUST 31, 2024 244 DAYS		MONTH OF AUGUST 2024 31 DAYS		MONTH OF AUGUST 2023 31 DAYS		
NUMBER OF VEHICLES	TOTAL REVENUE	NUMBER OF VEHICLES	TOTAL REVENUE	VEHICLE CLASS	NUMBER OF VEHICLES	TOTAL REVENUE	NUMBER OF VEHICLES	TOTAL REVENUE
980,754	\$ 1,384,371.25 (38,415.67)	1,007,998	\$ 1,640,329.25 (21,996.08)	Passenger Discounts *	136,715	\$ 222,892.50 (2,966.50)	135,821	\$ 193,042.00 (5,061.45)
980,754	\$ 1,345,955.58	1,007,998	\$ 1,618,333.17	TOTAL PASSENGER	136,715	\$ 219,926.00	135,821	\$ 187,980.55
35,159	320,430.00	42,363	385,216.00	2-Axle Trucks	6,853	62,264.00	5,612	51,137.00
10,229	138,966.00	9,149	124,624.50	3-Axle Trucks	1,345	18,297.00	1,492	20,266.50
6,683	122,116.00	6,863	125,814.00	4-Axle Trucks	1,124	20,596.00	972	17,752.00
28,628	649,700.00	31,299	711,437.50	5-Axle Trucks	3,807	86,642.50	3,747	85,087.50
2,248	60,894.00	2,514	68,316.00	6-Axle Trucks	352	9,564.00	343	9,321.00
26	822.50	31	1,001.00	7-Axle Trucks	1	31.50	2	63.00
82,973	\$ 1,292,928.50	92,219	\$ 1,416,409.00	TOTAL TRUCKS	13,482	\$ 197,395.00	12,168	\$ 183,627.00
1,063,727	\$ 2,638,884.08	1,100,217	\$ 3,034,742.17	TOTAL TOLL VEHICLES	150,197	\$ 417,321.00	147,989	\$ 371,607.55
4,377	\$ 10,859.61	4,509	\$ 12,437.47	DAILY AVERAGE	4,845	\$ 13,461.97	4,774	\$ 11,987.34
Rate Change				Rate Change				
Traffic (toll)		3.43%		Traffic (toll)		1.49%		
Autos		2.78%		Autos		0.66%		
Trucks		11.14%		Trucks		10.80%		
Revenue		15.00%		Revenue		12.30%		
Autos		20.24%		Autos		16.99%		
Trucks		9.55%		Trucks		7.50%		

DELAWARE RIVER JOINT TOLL BRIDGE COMMISSION

I78 TOLL BRIDGE

COMPARATIVE STATEMENT OF TOLL TRAFFIC AND REVENUE

AUGUST 2024

JANUARY 1, 2023 AUGUST 31, 2023 243 DAYS		JANUARY 1, 2024 AUGUST 31, 2024 244 DAYS		MONTH OF AUGUST 2024 31 DAYS		MONTH OF AUGUST 2023 31 DAYS		
NUMBER OF VEHICLES	TOTAL REVENUE	NUMBER OF VEHICLES	TOTAL REVENUE	VEHICLE CLASS	NUMBER OF VEHICLES	TOTAL REVENUE	NUMBER OF VEHICLES	TOTAL REVENUE
5,173,487	\$ 8,360,925.25 (123,277.16)	5,217,783	\$ 9,406,586.00 (23,620.40)	Passenger Discounts *	760,141	\$ 1,372,707.00 (842.00)	743,558	\$ 1,201,076.75 (13,297.31)
5,173,487	\$ 8,237,648.09	5,217,783	\$ 9,382,965.60	TOTAL PASSENGER	760,141	\$ 1,371,865.00	743,558	\$ 1,187,779.44
217,560	1,995,512.00	244,615	2,242,562.00	2-Axle Trucks	32,251	295,878.00	33,016	302,849.50
110,459	1,509,556.50	103,510	1,415,785.50	3-Axle Trucks	14,390	196,794.00	13,613	186,072.00
158,997	2,895,942.00	145,109	2,648,100.00	4-Axle Trucks	20,841	380,714.00	19,099	348,878.00
1,617,848	36,814,080.00	1,703,933	38,778,667.50	5-Axle Trucks	218,092	4,961,377.50	216,334	4,923,232.50
37,491	1,017,216.00	39,434	1,069,419.00	6-Axle Trucks	5,302	143,844.00	6,187	168,027.00
778	26,422.00	925	31,523.50	7-Axle Trucks	140	4,768.50	102	3,426.50
2,143,133	\$ 44,258,728.50	2,237,526	\$ 46,186,057.50	TOTAL TRUCKS	291,016	\$ 5,983,376.00	288,351	\$ 5,932,485.50
7,316,620	\$ 52,496,376.59	7,455,309	\$ 55,569,023.10	TOTAL TOLL VEHICLES	1,051,157	\$ 7,355,241.00	1,031,909	\$ 7,120,264.94
30,110	\$ 216,034.47	30,555	\$ 227,741.90	DAILY AVERAGE	33,908	\$ 237,265.84	33,287	\$ 229,685.97
Rate Change				Rate Change				
Traffic (toll)		1.90%		Traffic (toll)		1.87%		
Autos		0.86%		Autos		2.23%		
Trucks		4.40%		Trucks		0.92%		
Revenue		5.85%		Revenue		3.30%		
Autos		13.90%		Autos		15.50%		
Trucks		4.35%		Trucks		0.86%		

DELAWARE RIVER JOINT TOLL BRIDGE COMMISSION
 EASTON - PHILLIPSBURG TOLL BRIDGE
 COMPARATIVE STATEMENT OF TOLL TRAFFIC AND REVENUE

AUGUST 2024

JANUARY 1, 2023 AUGUST 31, 2023 243 DAYS		JANUARY 1, 2024 AUGUST 31, 2024 244 DAYS		VEHICLE CLASS	MONTH OF AUGUST 2024 31 DAYS		MONTH OF AUGUST 2023 31 DAYS	
NUMBER OF VEHICLES	TOTAL REVENUE	NUMBER OF VEHICLES	TOTAL REVENUE		NUMBER OF VEHICLES	TOTAL REVENUE	NUMBER OF VEHICLES	TOTAL REVENUE
3,346,762	\$ 5,054,930.75 (93,699.30)	3,265,033	\$ 5,606,121.50 (30,877.76)	Passenger Discounts *	438,442	\$ 761,636.75 (2,698.00)	445,469	\$ 675,075.75 (11,675.70)
3,346,762	\$ 4,961,231.45	3,265,033	\$ 5,575,243.74	TOTAL PASSENGER	438,442	\$ 758,938.75	445,469	\$ 663,400.05
93,763	856,823.00	94,896	868,453.00	2-Axle Trucks	12,531	114,858.00	12,299	112,889.00
20,408	277,939.50	25,124	345,270.00	3-Axle Trucks	3,499	48,106.50	3,129	42,855.00
21,787	398,248.00	23,480	429,004.00	4-Axle Trucks	3,393	62,058.00	3,180	58,276.00
102,255	2,329,260.00	116,853	2,667,562.50	5-Axle Trucks	16,235	370,337.50	14,815	338,307.50
1,146	31,092.00	1,195	32,586.00	6-Axle Trucks	243	6,618.00	199	5,418.00
101	3,225.00	22	710.50	7-Axle Trucks	3	94.50	22	703.50
239,460	\$ 3,896,587.50	261,570	\$ 4,343,586.00	TOTAL TRUCKS	35,904	\$ 602,072.50	33,644	\$ 558,449.00
3,586,222	\$ 8,857,818.95	3,526,603	\$ 9,918,829.74	TOTAL TOLL VEHICLES	474,346	\$ 1,361,011.25	479,113	\$ 1,221,849.05
14,758	\$ 36,451.93	14,453	\$ 40,650.94	DAILY AVERAGE	15,301	\$ 43,903.59	15,455	\$ 39,414.49
Rate Change					Rate Change			
Traffic (toll)		-1.66%			Traffic (toll)		-0.99%	
Autos		-2.44%			Autos		-1.58%	
Trucks		9.23%			Trucks		6.72%	
Revenue					Revenue			
Autos		11.98%			Autos		11.39%	
Trucks		12.38%			Trucks		14.40%	
		11.47%					7.81%	

DELAWARE RIVER JOINT TOLL BRIDGE COMMISSION

PORTLAND - COLUMBIA TOLL BRIDGE

COMPARATIVE STATEMENT OF TOLL TRAFFIC AND REVENUE

AUGUST 2024

JANUARY 1, 2023 AUGUST 31, 2023 243 DAYS		JANUARY 1, 2024 AUGUST 31, 2024 244 DAYS		MONTH OF AUGUST 2024 31 DAYS		MONTH OF AUGUST 2023 31 DAYS		
NUMBER OF VEHICLES	TOTAL REVENUE	NUMBER OF VEHICLES	TOTAL REVENUE	VEHICLE CLASS	NUMBER OF VEHICLES	TOTAL REVENUE	NUMBER OF VEHICLES	TOTAL REVENUE
834,410	\$ 1,306,639.75	787,316	\$ 1,366,731.25	Passenger	106,273	\$ 182,589.00	112,519	\$ 176,390.75
	(34,505.31)		(30,946.36)	Discounts *		(4,193.00)		(3,168.03)
834,410	\$ 1,272,134.44	787,316	\$ 1,335,784.89	TOTAL PASSENGER	106,273	\$ 178,396.00	112,519	\$ 173,222.72
17,299	158,904.00	24,155	220,213.00	2-Axle Trucks	3,606	32,862.00	2,782	25,517.00
8,160	112,366.50	9,504	130,260.00	3-Axle Trucks	1,395	19,060.50	1,321	18,325.50
34,093	622,916.00	32,007	585,448.00	4-Axle Trucks	3,989	73,122.00	5,624	102,816.00
31,461	714,027.50	32,346	735,652.50	5-Axle Trucks	4,407	100,257.50	4,478	101,610.00
207	5,631.00	253	6,948.00	6-Axle Trucks	47	1,281.00	24	651.00
14	444.50	6	192.50	7-Axle Trucks	-	-	2	63.00
91,234	\$ 1,614,289.50	98,271	\$ 1,678,714.00	TOTAL TRUCKS	13,444	\$ 226,583.00	14,231	\$ 248,982.50
925,644	\$ 2,886,423.94	885,587	\$ 3,014,498.89	TOTAL TOLL VEHICLES	119,717	\$ 404,979.00	126,750	\$ 422,205.22
3,809	\$ 11,878.29	3,629	\$ 12,354.50	DAILY AVERAGE	3,862	\$ 13,063.84	4,089	\$ 13,619.52
Rate Change				Rate Change				
Traffic (toll)		-4.33%		Traffic (toll)		-5.55%		
Autos		-5.64%		Autos		-5.55%		
Trucks		7.71%		Trucks		-5.53%		
Revenue		4.44%		Revenue		-4.08%		
Autos		5.00%		Autos		2.99%		
Trucks		3.99%		Trucks		-9.00%		

DELAWARE RIVER JOINT TOLL BRIDGE COMMISSION
 DELAWARE WATER GAP TOLL BRIDGE
 COMPARATIVE STATEMENT OF TOLL TRAFFIC AND REVENUE

AUGUST 2024

JANUARY 1, 2023 AUGUST 31, 2023 243 DAYS		JANUARY 1, 2024 AUGUST 31, 2024 244 DAYS		MONTH OF AUGUST 2024 31 DAYS		MONTH OF AUGUST 2023 31 DAYS		
NUMBER OF VEHICLES	TOTAL REVENUE	NUMBER OF VEHICLES	TOTAL REVENUE	VEHICLE CLASS	NUMBER OF VEHICLES	TOTAL REVENUE	NUMBER OF VEHICLES	TOTAL REVENUE
5,438,942	\$ 8,852,833.75	5,417,799	\$ 9,839,397.00	Passenger	830,416	\$ 1,505,694.00	809,658	\$ 1,318,910.50
-	(132,203.88)		(37,061.75)	Discounts *	-	(2,460.00)	-	(14,566.37)
5,438,942	\$ 8,720,629.87	5,417,799	\$ 9,802,335.25	TOTAL PASSENGER	830,416	\$ 1,503,234.00	809,658	\$ 1,304,344.13
170,292	1,564,992.00	191,870	1,760,118.00	2-Axle Trucks	26,427	242,370.00	25,970	239,061.00
57,965	792,457.50	58,004	793,464.00	3-Axle Trucks	7,953	108,652.50	7,660	104,704.50
64,921	1,188,612.00	48,890	894,412.00	4-Axle Trucks	6,635	121,452.00	6,361	116,302.00
761,784	17,346,345.00	806,283	18,373,475.00	5-Axle Trucks	106,677	2,430,115.00	104,883	2,389,797.50
18,530	502,884.00	20,203	547,965.00	6-Axle Trucks	2,709	73,470.00	2,640	71,667.00
692	24,607.00	711	25,371.00	7-Axle Trucks	79	2,625.00	99	3,613.50
1,074,184	\$ 21,419,897.50	1,125,961	\$ 22,394,805.00	TOTAL TRUCKS	150,480	\$ 2,978,684.50	147,613	\$ 2,925,145.50
6,513,126	\$ 30,140,527.37	6,543,760	\$ 32,197,140.25	TOTAL TOLL VEHICLES	980,896	\$ 4,481,918.50	957,271	\$ 4,229,489.63
26,803	\$ 124,035.09	26,819	\$ 131,955.49	DAILY AVERAGE	31,642	\$ 144,578.02	30,880	\$ 136,435.15

Rate Change

Traffic (toll)	0.47%
Autos	-0.39%
Trucks	4.82%
Revenue	6.82%
Autos	12.40%
Trucks	4.55%

Rate Change

Traffic (toll)	2.47%
Autos	2.56%
Trucks	1.94%
Revenue	5.97%
Autos	15.25%
Trucks	1.83%

DELAWARE RIVER JOINT TOLL BRIDGE COMMISSION
MILFORD - MONTAGUE TOLL BRIDGE
COMPARATIVE STATEMENT OF TOLL TRAFFIC AND REVENUE

AUGUST 2024

JANUARY 1, 2023 AUGUST 31, 2023 243 DAYS		JANUARY 1, 2024 AUGUST 31, 2024 244 DAYS		MONTH OF AUGUST 2024 31 DAYS		MONTH OF AUGUST 2023 31 DAYS		
NUMBER OF VEHICLES	TOTAL REVENUE	NUMBER OF VEHICLES	TOTAL REVENUE	VEHICLE CLASS	NUMBER OF VEHICLES	TOTAL REVENUE	NUMBER OF VEHICLES	TOTAL REVENUE
790,428	\$ 1,249,957.25 (34,878.48)	779,222	\$ 1,364,708.50 (28,442.36)	Passenger Discounts *	117,056	\$ 199,549.75 (5,227.00)	119,058	\$ 187,294.50 (4,354.03)
790,428	\$ 1,215,078.77	779,222	\$ 1,336,266.14	TOTAL PASSENGER	117,056	\$ 194,322.75	119,058	\$ 182,940.47
16,964	156,142.00	21,549	197,111.00	2-Axle Trucks	3,242	29,545.00	2,931	26,926.00
2,581	35,646.00	2,828	39,021.00	3-Axle Trucks	475	6,496.50	477	6,567.00
1,899	35,106.00	1,709	31,650.00	4-Axle Trucks	253	4,680.00	365	6,754.00
5,118	116,682.50	5,155	117,707.50	5-Axle Trucks	670	15,275.00	678	15,507.50
157	4,266.00	263	7,152.00	6-Axle Trucks	25	690.00	28	762.00
3	98.00	7	234.50	7-Axle Trucks	1	31.50	1	31.50
26,722	\$ 347,940.50	31,511	\$ 392,876.00	TOTAL TRUCKS	4,666	\$ 56,718.00	4,480	\$ 56,548.00
817,150	\$ 1,563,019.27	810,733	\$ 1,729,142.14	TOTAL TOLL VEHICLES	121,722	\$ 251,040.75	123,538	\$ 239,488.47
3,363	\$ 6,432.18	3,323	\$ 7,086.65	DAILY AVERAGE	3,927	\$ 8,098.09	3,985	\$ 7,725.43
Rate Change					Rate Change			
Traffic (toll)					Traffic (toll)			
Autos					Autos			
Trucks					Trucks			
Revenue					Revenue			
Autos					Autos			
Trucks					Trucks			



Delaware River Joint Toll Bridge Commission Toll Supported Bridge - Westbound Traffic Counts August 2024

Bridge	Westbound Volume					
	August 2024	August 2023	% Change	YTD 2024	YTD 2023	% Change
Lower Trenton	475,010	496,672	-4.4%	3,736,868	3,657,107	2.2%
Calhoun Street ¹	332,304	304,486	9.1%	2,452,151	2,283,618	7.4%
Washington Crossing	137,222	146,269	-6.2%	1,038,053	1,087,175	-4.5%
New Hope-Lambertville ^{2,3}	202,452	219,112	-7.6%	1,488,794	1,798,030	-17.2%
Centre Bridge-Stockton ³	81,496	71,999	13.2%	606,640	551,388	10.0%
Uhlerstown-Frenchtown ⁴	100,258	96,549	3.8%	646,288	676,755	-4.5%
Upper Black Eddy-Milford ^{4,5}	61,811	58,714	5.3%	387,327	439,235	-11.8%
Riegelsville	54,598	56,389	-3.2%	394,622	415,149	-4.9%
Northampton Street	393,145	384,895	2.1%	3,019,841	2,833,959	6.6%
Riverton-Belvidere ⁶	80,280	82,724	-3.0%	495,841	608,457	-18.5%
Total	1,918,576	1,917,810	0.0%	14,266,425	14,350,872	-0.6%

NOTES:

- There has been a significant increase in EB traffic due to several counter recalibrations throughout the year. Construction on US Route 29 in New Jersey in both directions may affect counts. Traffic counts will continue to be monitored monthly.
- On January 30, 2024, eastbound traffic detour set in place due to construction under Contract No. TS-694A NH-L TSB Rehabilitation. Detour expected to remain in place until Fall 2024. Eastbound traffic is detoured over the NH-L Toll Bridge. Due to ongoing construction and location of traffic counter, counter to be permanently relocated to PA approach in coming months. Until the traffic counter is relocated, or the barriers in front of the bridge monitor's shelter are removed, we will extrapolate NH-L TSB WB traffic numbers from June 2024 every month. August's WB counts were extrapolated from June 2024 and increased by 2.0%.
- On August 27, 2024, Route 32 (River Road) was closed weekdays between Phillips Mill Road and Route 263 (Upper York Road) in Solebury Township for paving. During the closure, traffic is directed to use Route 263 (Upper York Road) and Phillips Mill Road. This closure is expected to be in place until September 10, 2024.
- On August 1, 2024, CR 619 in New Jersey was closed due to bridge construction between the Uhlerstown-Frenchtown TSB and the Upper Black Eddy-Milford TSB. CR 619 is expected to be closed through December 2024.
- Total traffic volume appears to be fine. However, based on the geometry on the bridge, the location of the traffic sensor, and the driving habits of motorists, we will continue to monitor the Eastbound/Westbound directional percentage split.

After relocating the traffic counter in May and monitoring the June and July data, we observed a change in the directional split of the traffic volumes. This was due to the data being mislabeled directionally and it is believed that the legacy counter produced correct directional volumes, yet they were mislabeled. Total monthly traffic (EB + WB) remains consistent and the directional error has been corrected for the July 2024 and August 2024 counts. Traffic volume will continue to be monitored and adjusted if necessary.

**Due to the narrowness of many of the toll-supported bridges, some vehicles drive over the centerline when there is no oncoming traffic, causing directional misclassification.*

**With the upgrade of the traffic counting sensors in 2023, there have been some significant drops in traffic counts at some locations. Commission Staff has been in communication with the vendor, Signal Service, and is working to adjust and verify the new sensors are reporting as accurate as possible. In doing so, we have identified the previous counters may have been inaccurate at times at some of the locations. This could be caused by a number of factors including being out of calibration, double counting due to microwave reflections and/or driver behavior (i.e. straddling the lane line when no opposing traffic is coming) and also the geometry at those specific sites. Signal Service has been to the sites and verified counts and the newer sensors are within a margin of error of 5-7%. Sites where our counts are 10-15% lower than previous years are believed to be as a result of more accurate counts. Sites with counts greater than 15% differences from last year are being examined, will be visited and recalibrated, or counter hardware will be physically moved to see if we can achieve better results. Once Signal Service and the Commission Staff agree the counts are accurate, they will serve as a new baseline for our traffic counts. Going forward, Signal Service will perform routine recalibrations and documented verification counts quarterly at the sites to assure the Commission that the counters are recording traffic accurately.*



Delaware River Joint Toll Bridge Commission Toll-Supported Bridge Traffic Counts August 2024

Bridge	Eastbound				Westbound				Total Volume	
	August 2024		August 2023		August 2024		August 2023		August 2024	August 2023
	Volume	% of Total	Volume	% of Total	Volume	% of Total	Volume	% of Total		
Lower Trenton	92,895	16.4%	89,962	15.3%	475,010	83.6%	496,672	84.7%	567,905	586,634
Calhoun Street ¹	225,119	40.4%	74,520	19.7%	332,304	59.6%	304,486	80.3%	557,423	379,006
Washington Crossing	75,716	35.6%	95,272	39.4%	137,222	64.4%	146,269	60.6%	212,938	241,541
New Hope-Lambertville ^{2,3}	0	0.0%	162,345	42.6%	202,452	100.0%	219,112	57.4%	202,452	381,457
Centre Bridge-Stockton ³	63,911	44.0%	57,402	44.4%	81,496	56.0%	71,999	55.6%	145,407	129,401
Uhlerstown-Frenchtown ⁴	91,443	47.7%	47,195	32.8%	100,258	52.3%	96,549	67.2%	191,701	143,744
Upper Black Eddy-Milford ^{4,5}	82,505	57.2%	55,143	48.4%	61,811	42.8%	58,714	51.6%	144,316	113,857
Riegelsville	41,568	43.2%	46,425	45.2%	54,598	56.8%	56,389	54.8%	96,166	102,814
Northampton Street	167,673	29.9%	146,919	27.6%	393,145	70.1%	384,895	72.4%	560,818	531,814
Riverton-Belvidere ⁶	56,466	41.3%	56,730	40.7%	80,280	58.7%	82,724	59.3%	136,746	139,453
Total	897,296	31.9%	831,911	30.3%	1,918,576	68.1%	1,917,810	69.7%	2,815,872	2,749,720

NOTES:

1. There has been a significant increase in EB traffic due to several counter recalibrations throughout the year. Construction on US Route 29 in New Jersey in both directions may affect counts. Traffic counts will continue to be monitored monthly.

2. On January 30, 2024, eastbound traffic detour set in place due to construction under Contract No. TS-694A NH-L TSB Rehabilitation. Detour expected to remain in place until Fall 2024. Eastbound traffic is detoured over the NH-L Toll Bridge. Due to ongoing construction and location of traffic counter, counter to be permanently relocated to PA approach in coming months. Until the traffic counter is relocated, or the barriers in front of the bridge monitor's shelter are removed, we will extrapolate NH-L TSB WB traffic numbers from June 2024 every month. August's WB counts were extrapolated from June 2024 and increased by 2.0%.

3. On August 27, 2024, Route 32 (River Road) was closed weekdays between Phillips Mill Road and Route 263 (Upper York Road) in Solebury Township for paving. During the closure, traffic is directed to use Route 263 (Upper York Road) and Phillips Mill Road. This closure is expected to be in place until September 10, 2024.

4. On August 1, 2024, CR 619 in New Jersey was closed due to bridge construction between the Uhlerstown-Frenchtown TSB and the Upper Black Eddy-Milford TSB. CR 619 is expected to be closed through December 2024.

5. Total traffic volume appears to be fine. However, based on the geometry on the bridge, the location of the traffic sensor, and the driving habits of motorists, we will continue to monitor the Eastbound/Westbound directional percentage split.

6. After relocating the traffic counter in May and monitoring the June and July data, we observed a change in the directional split of the traffic volumes. This was due to the data being mislabeled directionally and it is believed that the legacy counter produced correct directional volumes, yet they were mislabeled. Total monthly traffic (EB + WB) remains consistent and the directional error has been corrected for the July 2024 and August 2024 counts. Traffic volume will continue to be monitored and adjusted if necessary.

**Due to the narrowness of many of the toll-supported bridges, some vehicles drive over the centerline when there is no oncoming traffic, causing directional misclassification.*

**With the upgrade of the traffic counting sensors in 2023, there have been some significant drops in traffic counts at some locations. Commission Staff has been in communication with the vendor, Signal Service, and is working to adjust and verify the new sensors are reporting as accurate as possible. In doing so, we have identified the previous counters may have been inaccurate at times at some of the locations. This could be caused by a number of factors including being out of calibration, double counting due to microwave reflections and/or driver behavior (i.e. straddling the lane line when no opposing traffic is coming) and also the geometry at those specific sites. Signal Service has been to the sites and verified counts and the newer sensors are within a margin of error of 5-7%. Sites where our counts are 10-15% lower than previous years are believed to be as a result of more accurate counts. Sites with counts greater than 15% differences from last year are being examined, will be visited and recalibrated, or counter hardware will be physically moved to see if we can achieve better results. Once Signal Service and the Commission Staff agree the counts are accurate, they will serve as a new baseline for our traffic counts. Going forward, Signal Service will perform routine recalibrations and documented verification counts quarterly at the sites to assure the Commission that the counters are recording traffic accurately.*



Delaware River Joint Toll Bridge Commission Toll Supported Bridge - Two Way Traffic Counts August 2024

Bridge	Total Volume					
	August 2024	August 2023	% Change	YTD 2024	YTD 2023	% Change
Lower Trenton	567,905	586,634	-3.2%	4,429,050	4,318,957	2.5%
Calhoun Street ¹	557,423	379,006	47.1%	4,037,418	3,525,468	14.5%
Washington Crossing	212,938	241,541	-11.8%	1,617,822	1,793,385	-9.8%
New Hope-Lambertville ^{2,3}	202,452	381,457	-46.9%	1,609,807	3,023,929	-46.8%
Centre Bridge-Stockton ³	145,407	129,401	12.4%	1,086,541	1,014,810	7.1%
Uhlertown-Frenchtown ⁴	191,701	143,744	33.4%	1,036,947	1,010,018	2.7%
Upper Black Eddy-Milford ^{4,5}	144,316	113,857	26.8%	873,461	849,548	2.8%
Riegelsville	96,166	102,814	-6.5%	709,964	762,477	-6.9%
Northampton Street	560,818	531,814	5.5%	4,338,155	4,002,000	8.4%
Riverton-Belvidere ⁶	136,746	139,453	-1.9%	988,047	1,027,872	-3.9%
Total	2,815,872	2,749,720	2.4%	20,727,212	21,328,463	-2.8%

NOTES:

1. There has been a significant increase in EB traffic due to several counter recalibrations throughout the year. Construction on US Route 29 in New Jersey in both directions may affect counts. Traffic counts will continue to be monitored monthly.

2. On January 30, 2024, eastbound traffic detour set in place due to construction under Contract No. TS-694A NH-L TSB Rehabilitation. Detour expected to remain in place until Fall 2024. Eastbound traffic is detoured over the NH-L Toll Bridge. Due to ongoing construction and location of traffic counter, counter to be permanently relocated to PA approach in coming months. Until the traffic counter is relocated, or the barriers in front of the bridge monitor's shelter are removed, we will extrapolate NH-L TSB WB traffic numbers from June 2024 every month. August's WB counts were extrapolated from June 2024 and increased by 2.0%.

3. On August 27, 2024, Route 32 (River Road) was closed weekdays between Phillips Mill Road and Route 263 (Upper York Road) in Solebury Township for paving. During the closure, traffic is directed to use Route 263 (Upper York Road) and Phillips Mill Road. This closure is expected to be in place until September 10, 2024.

4. On August 1, 2024, CR 619 in New Jersey was closed due to bridge construction between the Uhlertown-Frenchtown TSB and the Upper Black Eddy-Milford TSB. CR 619 is expected to be closed through December 2024.

5. Total traffic volume appears to be fine. However, based on the geometry on the bridge, the location of the traffic sensor, and the driving habits of motorists, we will continue to monitor the Eastbound/Westbound directional percentage split.

After relocating the traffic counter in May and monitoring the June and July data, we observed a change in the directional split of the traffic volumes. This was due to the data being mislabeled directionally and it is believed that the legacy counter produced correct directional volumes, yet they were mislabeled. Total monthly traffic (EB + WB) remains consistent and the directional error has been corrected for the July 2024 and August 2024 counts. Traffic volume will continue to be monitored and adjusted if necessary.

**Due to the narrowness of many of the toll-supported bridges, some vehicles drive over the centerline when there is no oncoming traffic, causing directional misclassification.*

**With the upgrade of the traffic counting sensors in 2023, there have been some significant drops in traffic counts at some locations. Commission Staff has been in communication with the vendor, Signal Service, and is working to adjust and verify the new sensors are reporting as accurate as possible. In doing so, we have identified the previous counters may have been inaccurate at times at some of the locations. This could be caused by a number of factors including being out of calibration, double counting due to microwave reflections and/or driver behavior (i.e. straddling the lane line when no opposing traffic is coming) and also the geometry at those specific sites. Signal Service has been to the sites and verified counts and the newer sensors are within a margin of error of 5-7%. Sites where our counts are 10-15% lower than previous years are believed to be as a result of more accurate counts. Sites with counts greater than 15% differences from last year are being examined, will be visited and recalibrated, or counter hardware will be physically moved to see if we can achieve better results. Once Signal Service and the Commission Staff agree the counts are accurate, they will serve as a new baseline for our traffic counts. Going forward, Signal Service will perform routine recalibrations and documented verification counts quarterly at the sites to assure the Commission that the counters are recording traffic accurately.*



Delaware River Joint Toll Bridge Commission Toll Bridge - Two Way Traffic Counts August 2024

Bridge	Total Volume (all classes)					
	August 2024	August 2023	% Change	YTD 2024	YTD 2023	% Change
Trenton-Morrisville ¹	1,752,425	1,716,873	2.1%	13,031,921	13,148,184	-0.9%
Scudder Falls	1,430,764	1,412,070	1.3%	10,849,373	10,421,218	4.1%
New Hope-Lambertville ²	451,246	356,831	26.5%	3,286,271	2,670,390	23.1%
Interstate 78 ³	2,189,700	2,168,979	1.0%	15,774,796	15,442,867	2.1%
Easton - Phillipsburg	1,116,461	1,102,502	1.3%	8,291,158	8,331,663	-0.5%
Portland - Columbia	250,753	260,744	-3.8%	1,877,632	1,947,713	-3.6%
Delaware Water Gap ⁴	1,913,921	1,920,008	-0.3%	13,101,025	12,905,467	1.5%
Milford - Montague	254,068	256,432	-0.9%	1,685,017	1,703,097	-1.1%
Total	9,359,338	9,194,439	1.8%	67,897,193	66,570,599	2.0%

NOTES:

1. Construction for Contract T-746A (Trenton-Morrisville TB Roadway Paving & Deck Sealing Improvements) began on July 25, 2024, with daily lane closings between 7AM and 3PM.
2. On January 30, 2024, eastbound traffic detour set in place due to construction under Contract No. TS-694A NH-L TSB Rehabilitation. Detour expected to remain in place until Fall 2024. Eastbound traffic from the TSB is detoured over the NH-L Toll Bridge, resulting in an increase of Eastbound traffic over the toll bridge.
3. Construction for Contract T-766A (I-78 NJ Rdway Rehab and Power & Communication Infrastructure Improvements) began on April 15, 2024. Work includes daily and nightly lane closures.
4. On 12/6/22, a portion of Route 611 North of Portland was closed indefinitely after a rockfall occurred in Delaware Water Gap Borough.

DELAWARE RIVER JOINT TOLL BRIDGE COMMISSION

Meeting of September 30th, 2024

STATISTICAL SUMMARY OF EXPENDITURES

There follow reports entitled “**Budget vs Actual**” covering the month of August 2024 relative to Toll Bridges, Toll Supported Bridges and Administration Departments.

Total operating expenses plus encumbrance totaled \$6,364,687 for the month of August. For the 2024 fiscal period, total expenses plus encumbrances amounted to \$54,948,881 which represents 85.21% of 2024 year-to-date operating budget.

There were no other unusual expenses during the month.

Delaware River Joint Toll Bridge Commission
Budget vs Actual
For the Eight Months Ending August 31, 2024

TOTAL COMMISSION

	Annual Budget 2024	YTD Budget 2024	Expended For The Month	Expended Year To Date	Encumbered	Remaining Annual Budget
Regular Employee Salaries	\$27,318,225	17,749,277	\$2,009,947	\$17,470,159	\$0	\$9,848,066
Part-Time Employee Wages	1,066,414	782,982	77,426	653,253	0	413,162
Overtime Wages	1,167,705	879,949	17,878	104,779	0	1,062,926
Pension Contributions	9,763,609	6,383,838	634,705	5,586,695	0	4,176,914
FICA Contributions	2,368,677	1,548,735	165,722	1,457,369	0	911,307
Regular Employee Healthcare Benefits	15,006,387	9,955,649	770,157	6,881,014	0	8,125,373
Life Insurance Benefits	302,454	202,333	23,281	189,235	0	113,218
Unemployment Compensation Benefits	44,100	33,075	0	(17,791)	0	61,891
Utility Expense	1,037,278	758,286	74,112	517,657	77,660	441,961
Office Expense	371,121	273,862	15,357	163,516	26,967	180,638
Telecommunication Expense	1,616,515	1,128,525	103,402	910,387	15,934	690,195
Information Technology Expense	1,198,874	905,135	78,166	678,218	83,193	437,463
Professional Development/Meetings	568,264	404,860	13,779	116,221	59,922	392,122
Vehicle Maintenance Expense and Fuel	679,214	593,164	45,936	357,621	178,387	143,206
Operations Maintenance Expense	2,211,120	1,680,692	216,615	960,061	475,247	775,812
ESS Operating Maintenance Expense	1,468,798	979,199	217,617	626,603	25,983	816,212
Commission Expense	20,948	13,965	660	11,999	0	8,949
Toll Collection Expense	132,676	111,836	6,062	49,105	0	83,571
Uniform Expense	328,945	307,479	8,291	64,038	149,062	115,846
Business Insurance	6,000,038	3,849,916	364,059	3,684,990	0	2,315,047
Licenses & Inspections Expense	21,185	15,492	1,302	9,191	0	11,994
Advertising	64,458	49,284	3,332	12,380	1,921	50,157
Professional Services	2,062,812	1,412,213	165,190	817,089	13,927	1,231,796
State Police Bridge Security	7,549,437	5,152,473	627,844	4,800,583	0	2,748,854
EZP Equip/Traffic Counter Maint	1,481,000	997,442	102,833	810,154	2,502	668,344
General Contingency	500,000	333,335	3,460	3,460	210,000	286,540
EZPass Operating Expense	11,819,261	7,989,274	906,527	6,710,191	0	5,109,070
Total	\$96,169,515	\$64,492,272	\$6,653,661	\$53,628,176	\$1,320,705	\$41,220,635

Delaware River Joint Toll Bridge Commission
Budget vs Actual
For the Eight Months Ending August 31, 2024

ADMINISTRATION*

	Annual Budget 2024	YTD Budget 2024	Expended For The Month	Expended Year To Date	Encumbered	Remaining Annual Budget
OPERATING EXPENSE						
Regular Employee Salaries	\$6,119,299	4,001,382	\$459,986	\$3,895,489	\$0	\$2,223,811
Part-Time Employee Wages	72,000	72,000	0	0	0	72,000
Overtime Wages	10,101	6,917	6	203	0	9,898
Pension Contributions	1,997,991	1,306,366	154,841	1,166,808	0	831,182
FICA Contributions	474,407	310,186	33,864	296,736	0	177,671
Regular Employee Healthcare Benefits	2,551,088	1,682,822	123,518	1,140,024	0	1,411,064
Life Insurance Benefits	66,030	44,020	5,253	41,090	0	24,939
Unemployment Compensation Benefits	44,100	33,075	0	(17,791)	0	61,891
Utility Expense	128,400	75,034	9,928	85,201	0	43,199
Office Expense	259,851	195,397	13,135	133,382	20,480	105,990
Telecommunication Expense	165,919	107,993	8,404	69,558	0	96,360
Information Technology Expense	1,185,630	895,833	78,166	678,218	83,193	424,219
Professional Development/Meetings	425,077	305,753	13,175	95,448	59,922	269,708
Vehicle Maintenance Expense and Fuel	57,334	51,967	5,970	40,068	7,825	9,442
Operations Maintenance Expense	203,950	71,531	5,768	69,684	37,550	96,716
Commission Expense	20,948	13,965	660	11,999	0	8,949
Uniform Expense	11,097	9,989	89	2,182	1,159	7,757
Business Insurance	501,136	183,982	(83,720)	78,454	0	422,681
Advertising	64,458	49,284	3,332	12,380	1,921	50,157
Professional Services	1,377,812	955,541	66,900	617,390	5,000	755,422
General Contingency	500,000	333,335	3,460	3,460	210,000	286,540
OPERATING EXPENSE SUBTOTAL	\$16,236,629	\$10,706,374	\$902,733	\$8,419,982	\$427,049	\$7,389,597
ADM OPS AIIOCATION						
TES Allocation			(95,843)	(838,023)		
ADM OPS AIIOCATION SUBTOTAL			(\$95,843)	(\$838,023)		
			\$0	\$0		
TOTAL EXPENSES			\$806,890	\$7,581,960		

* Includes Executive, Human Resources, Accounting, EZPass, Purchasing, Information Technology, Community Affairs, Contract/Compliance, and Training & Employee Safety.

Delaware River Joint Toll Bridge Commission
Budget vs Actual
For the Eight Months Ending August 31, 2024

ADMINISTRATION - OPERATIONS*

	Annual Budget 2024	YTD Budget 2024	Expended For The Month	Expended Year To Date	Encumbered	Remaining Annual Budget
OPERATING EXPENSE						
Regular Employee Salaries	\$4,128,770	2,683,052	\$312,290	\$2,656,945	\$0	\$1,471,825
Part-Time Employee Wages	62,000	41,333	19,215	23,058	0	38,942
Overtime Wages	164,649	117,638	4,976	23,767	0	140,882
Pension Contributions	1,871,122	1,223,414	126,227	974,612	0	896,510
FICA Contributions	441,112	288,417	32,398	277,975	0	163,137
Regular Employee Healthcare Benefits	2,261,116	1,507,978	116,152	1,123,206	0	1,137,910
Life Insurance Benefits	57,977	38,652	4,651	37,789	0	20,188
Utility Expense	150,000	100,000	4,150	38,146	0	111,854
Office Expense	53,678	35,665	1,184	19,999	1,660	32,019
Telecommunication Expense	173,203	115,468	2,632	70,383	420	102,399
Professional Development/Meetings	111,925	79,950	604	19,564	0	92,361
Vehicle Maintenance Expense and Fuel	111,903	91,269	14,471	77,217	20,300	14,386
Operations Maintenance Expense	387,803	348,202	4,721	215,438	127,522	44,843
ESS Operating Maintenance Expense	1,468,798	979,199	217,617	626,603	25,983	816,212
Toll Collection Expense	265	176	0	0	0	265
Uniform Expense	59,405	57,422	2,155	17,607	1,273	40,525
Business Insurance	217,330	144,887	17,480	147,025	0	70,305
Licenses & Inspections Expense	2,515	1,677	64	1,631	0	884
Professional Services	685,000	456,672	98,290	199,698	8,927	476,375
OPERATING EXPENSE SUBTOTAL	\$12,408,571	\$8,311,071	\$979,278	\$6,550,664	\$186,085	\$5,671,822
ADM OPS ALLOCATION						
TES Allocation			11,688	102,193		
Toll Operation Allocation			(72,880)	(592,712)		
Bridge Maint Allocation			(187,576)	(1,752,756)		
Maint/Toll Allocation			(47,663)	(214,928)		
PSBS Allocation			(499,522)	(3,141,503)		
ADM OPS ALLOCATION SUBTOTAL			(\$795,953)	(\$5,599,706)		
TOTAL EXPENSES			\$183,325	\$950,958		

* Includes Engineering, Maintenance/Toll Operation, Southern Region Maintenance Center, Public Safety and Bridge Security.

Delaware River Joint Toll Bridge Commission
Budget vs Actual
For the Eight Months Ending August 31, 2024

SOUTHERN REGION TOLL BRIDGE

	Annual Budget 2024	YTD Budget 2024	Expended For The Month	Expended Year To Date	Encumbered	Remaining Annual Budget
OPERATING EXPENSE						
Regular Employee Salaries	\$3,707,770	2,410,278	\$262,905	\$2,369,729	\$0	\$1,338,041
Part-Time Employee Wages	277,694	196,366	18,352	184,423	0	93,271
Overtime Wages	286,065	215,348	2,371	15,692	0	270,373
Pension Contributions	1,310,699	856,988	77,029	684,462	0	626,237
FICA Contributions	324,458	212,144	21,525	195,078	0	129,380
Regular Employee Healthcare Benefits	2,107,820	1,410,173	109,566	926,170	0	1,181,650
Life Insurance Benefits	39,471	26,627	2,771	24,082	0	15,389
Utility Expense	225,605	176,644	18,365	130,081	26,469	69,055
Office Expense	13,446	9,407	52	1,156	2,093	10,197
Telecommunication Expense	194,390	146,520	10,248	107,627	500	86,264
Information Technology Expense	5,479	3,532	0	0	0	5,479
Professional Development/Meetings	4,844	2,837	0	100	0	4,745
Vehicle Maintenance Expense and Fuel	173,606	156,343	2,173	54,127	68,127	51,352
Operations Maintenance Expense	465,299	350,485	98,265	224,144	48,598	192,556
Toll Collection Expense	36,305	31,045	1,751	13,628	0	22,677
Uniform Expense	83,132	78,698	202	9,361	54,883	18,887
Business Insurance	1,811,060	1,207,373	147,471	1,184,372	0	626,687
Licenses & Inspections Expense	3,307	3,032	314	1,665	0	1,642
State Police Bridge Security	2,262,636	1,544,139	188,270	1,439,598	0	823,038
EZP Equipment/Traffic Counter Maint	516,658	348,010	35,669	284,989	417	231,252
EZPass Operating Expense	4,593,639	3,104,646	357,339	2,815,727	0	1,777,912
OPERATING EXPENSE SUBTOTAL	\$18,443,382	\$12,490,635	\$1,354,639	\$10,666,210	\$201,087	\$7,576,085
ADM OPS AIIOCATION						
TES Allocation			17,119	149,682		
Toll Operation Allocation			21,864	177,813		
Bridge Maint Allocation			86,591	837,904		
Maint/Toll Allocation			10,486	47,284		
PSBS Allocation			133,381	812,125		
ADM OPS AIIOCATION SUBTOTAL			\$269,440	\$2,024,808		
TOTAL EXPENSES			\$1,624,078	\$12,691,018		

Delaware River Joint Toll Bridge Commission
Budget vs Actual
For the Eight Months Ending August 31, 2024

CENTRAL REGION TOLL BRIDGE

	Annual Budget 2024	YTD Budget 2024	Expended For The Month	Expended Year To Date	Encumbered	Remaining Annual Budget
OPERATING EXPENSE						
Regular Employee Salaries	\$4,058,503	2,624,219	\$268,941	\$2,564,975	\$0	\$1,493,529
Part-Time Employee Wages	251,020	167,346	18,903	149,879	0	101,141
Overtime Wages	106,596	78,245	5,158	14,146	0	92,450
Pension Contributions	1,352,840	884,541	82,954	910,646	0	442,195
FICA Contributions	336,410	219,958	22,256	206,440	0	129,971
Regular Employee Healthcare Benefits	2,376,088	1,585,047	123,850	1,046,925	0	1,329,163
Life Insurance Benefits	42,957	29,589	3,244	26,770	0	16,186
Utility Expense	270,284	209,636	22,238	127,798	39,569	102,916
Office Expense	11,038	9,050	539	2,636	970	7,431
Telecommunication Expense	454,720	339,688	34,128	283,784	13,263	157,672
Information Technology Expense	4,503	3,574	0	0	0	4,503
Professional Development/Meetings	12,998	7,219	0	959	0	12,038
Vehicle Maintenance Expense and Fuel	169,258	146,853	16,073	103,477	52,942	12,840
Operations Maintenance Expense	569,998	445,554	35,914	228,290	185,659	156,049
Toll Collection Expense	54,609	47,415	3,100	22,174	0	32,434
Uniform Expense	59,952	55,635	3,413	15,100	35,242	9,610
Business Insurance	1,034,279	689,519	84,576	680,630	0	353,649
Licenses & Inspections Expense	4,247	2,252	137	2,254	0	1,994
State Police Bridge Security	2,051,910	1,400,329	170,690	1,304,995	0	746,915
EZP Equipment/Traffic Counter Maint	436,574	293,964	30,106	246,856	278	189,440
EZPass Operating Expense	4,175,586	2,822,869	318,655	2,259,051	0	1,916,536
OPERATING EXPENSE SUBTOTAL	\$17,834,369	\$12,062,502	\$1,244,875	\$10,197,783	\$327,923	\$7,308,663
ADM OPS AIIOCATION						
TES Allocation			21,959	192,002		
Toll Operation Allocation			29,152	237,085		
Bridge Maint Allocation			22,247	183,214		
Maint/Toll Allocation			15,252	68,777		
PSBS Allocation			86,719	524,369		
ADM OPS AIIOCATION SUBTOTAL			\$175,329	\$1,205,447		
TOTAL EXPENSES			\$1,420,204	\$11,403,230		

Delaware River Joint Toll Bridge Commission
Budget vs Actual
For the Eight Months Ending August 31, 2024

NORTHERN REGION TOLL BRIDGE

	Annual Budget 2024	YTD Budget 2024	Expended For The Month	Expended Year To Date	Encumbered	Remaining Annual Budget
OPERATING EXPENSE						
Regular Employee Salaries	\$3,931,714	2,550,717	\$307,795	\$2,583,283	\$0	\$1,348,431
Part-Time Employee Wages	396,359	301,041	20,957	295,892	0	100,467
Overtime Wages	178,163	143,499	2,913	25,432	0	152,731
Pension Contributions	1,350,708	883,147	91,453	935,020	0	415,688
FICA Contributions	348,464	227,840	25,233	220,910	0	127,554
Regular Employee Healthcare Benefits	2,222,792	1,486,323	115,367	960,904	0	1,261,888
Life Insurance Benefits	41,498	27,666	3,082	25,483	0	16,015
Utility Expense	167,569	126,566	12,808	97,788	11,622	58,159
Office Expense	11,373	9,853	447	4,319	1,764	5,290
Telecommunication Expense	354,356	236,237	26,130	214,608	1,750	137,998
Information Technology Expense	3,262	2,197	0	0	0	3,262
Professional Development/Meetings	8,147	5,586	0	150	0	7,997
Vehicle Maintenance Expense and Fuel	153,266	136,872	7,251	82,721	29,194	41,350
Operations Maintenance Expense	407,551	331,069	51,622	163,881	61,824	181,846
Toll Collection Expense	41,498	33,200	1,211	13,303	0	28,195
Uniform Expense	68,244	63,635	2,012	12,277	42,258	13,709
Business Insurance	1,832,067	1,221,378	148,935	1,197,042	0	635,025
Licenses & Inspections Expense	4,420	3,429	559	2,304	0	2,116
State Police Bridge Security	1,425,919	973,470	118,439	905,703	0	520,216
EZP Equipment/Traffic Counter Maint	516,658	347,897	35,667	274,139	417	242,101
EZPass Operating Expense	3,050,035	2,061,759	230,533	1,635,413	0	1,414,622
OPERATING EXPENSE SUBTOTAL	\$16,514,064	\$11,173,380	\$1,202,414	\$9,650,573	\$148,829	\$6,714,663
ADM OPS AIIOCATION						
TES Allocation			22,249	194,537		
Toll Operation Allocation			21,864	177,813		
Bridge Maint Allocation			17,798	146,572		
Maint/Toll Allocation			11,439	51,583		
PSBS Allocation			130,079	786,553		
ADM OPS AIIOCATION SUBTOTAL			\$203,429	\$1,357,058		
TOTAL EXPENSES			\$1,405,843	\$11,007,631		

Delaware River Joint Toll Bridge Commission
Budget vs Actual
For the Eight Months Ending August 31, 2024

SOUTHERN DIVISION TOLL SUPPORTED BRIDGES

	Annual Budget 2024	YTD Budget 2024	Expended For The Month	Expended Year To Date	Encumbered	Remaining Annual Budget
OPERATING EXPENSE						
Regular Employee Salaries	\$2,490,966	1,613,867	\$180,752	\$1,584,082	\$0	\$906,885
Part-Time Employee Wages	3,671	2,447	0	0	0	3,671
Overtime Wages	215,565	166,067	708	14,622	0	200,943
Pension Contributions	878,269	574,248	44,490	432,520	0	445,750
FICA Contributions	207,330	135,561	13,798	121,568	0	85,762
Regular Employee Healthcare Benefits	1,686,256	1,090,526	88,131	809,938	0	876,317
Life Insurance Benefits	25,345	16,470	1,999	16,017	0	9,328
Utility Expense	53,957	42,812	2,590	19,384	0	34,573
Office Expense	11,500	7,667	0	1,756	0	9,744
Telecommunication Expense	72,146	48,097	6,589	42,974	0	29,172
Professional Development/Meetings	3,025	2,017	0	0	0	3,025
Vehicle Maintenance Expense and Fuel	6,656	5,065	0	0	0	6,656
Operations Maintenance Expense	97,398	77,317	7,903	37,910	7,713	51,775
Uniform Expense	24,466	22,074	325	3,506	10,748	10,212
Business Insurance	353,876	235,918	28,861	232,493	0	121,384
Licenses & Inspections Expense	4,570	3,880	104	977	0	3,593
State Police Bridge Security	1,149,619	784,559	95,655	731,295	0	418,324
EZP Equipment/Traffic Counter Maint	5,555	3,761	695	2,085	695	2,775
OPERATING EXPENSE SUBTOTAL	\$7,290,171	\$4,832,352	\$472,602	\$4,051,125	\$19,156	\$3,219,889
ADM OPS AIIOCATION						
TES Allocation			11,420	99,853		
Bridge Maint Allocation			52,783	517,888		
Maint/Toll Allocation			5,243	23,642		
PSBS Allocation			79,586	539,840		
ADM OPS AIIOCATION SUBTOTAL			\$149,032	\$1,181,223		
TOTAL EXPENSES			\$621,635	\$5,232,348		

Delaware River Joint Toll Bridge Commission
Budget vs Actual
For the Eight Months Ending August 31, 2024

NORTHERN DIVISION TOLL SUPPORTED BRIDGES

	Annual Budget 2024	YTD Budget 2024	Expended For The Month	Expended Year To Date	Encumbered	Remaining Annual Budget
OPERATING EXPENSE						
Regular Employee Salaries	\$2,881,201	1,865,761	\$217,276	\$1,815,657	\$0	\$1,065,544
Part-Time Employee Wages	3,671	2,447	0	0	0	3,671
Overtime Wages	206,566	152,235	1,746	10,918	0	195,648
Pension Contributions	1,001,980	655,135	57,711	482,628	0	519,352
FICA Contributions	236,495	154,630	16,649	138,663	0	97,832
Regular Employee Healthcare Benefits	1,801,228	1,192,781	93,574	873,848	0	927,380
Life Insurance Benefits	29,176	19,310	2,281	18,003	0	11,172
Utility Expense	41,463	27,594	4,033	19,258	0	22,205
Office Expense	10,235	6,823	0	269	0	9,966
Telecommunication Expense	201,782	134,522	15,270	121,453	0	80,329
Professional Development/Meetings	2,247	1,498	0	0	0	2,247
Vehicle Maintenance Expense and Fuel	7,191	4,794	0	11	0	7,181
Operations Maintenance Expense	79,121	56,534	12,422	20,713	6,381	52,027
Uniform Expense	22,650	20,025	95	4,005	3,500	15,146
Business Insurance	250,289	166,859	20,456	164,974	0	85,315
Licenses & Inspections Expense	2,125	1,223	124	361	0	1,764
State Police Bridge Security	659,353	449,976	54,790	418,993	0	240,361
EZP Equipment/Traffic Counter Maint	5,556	3,810	695	2,085	695	2,776
OPERATING EXPENSE SUBTOTAL	\$7,442,329	\$4,915,958	\$497,120	\$4,091,839	\$10,575	\$3,339,915
ADM OPS AIIOCATION						
TES Allocation			11,409	99,755		
Bridge Maint Allocation			8,157	67,178		
Maint/Toll Allocation			5,243	23,642		
PSBS Allocation			69,757	478,617		
ADM OPS AIIOCATION SUBTOTAL			\$94,566	\$669,193		
TOTAL EXPENSES			\$591,686	\$4,761,031		

DELAWARE RIVER JOINT TOLL BRIDGE COMMISSION SYSTEM
STATEMENT OF REVENUE AND EXPENSES FOR THE EIGHT MONTHS ENDED AUGUST 31, 2024

	Southern Toll Bridges	Central Toll Bridges	Northern Toll Bridges	Toll Bridges Subtotal	Southern Region TSB	Northern Region TSB	TSB Subtotal	Administration Operation	Administration Administrative	ADM Subtotal	TOTAL 2024	TOTAL 2023
TOLL REVENUE												
Net Toll Revenue	32,152,809	63,565,489	35,722,222	131,440,520	-	-	-	-	-	-	131,440,520	120,662,785
EZPass Fee	493,812	1,068,114	564,359	2,126,285	-	-	-	-	-	-	2,126,285	1,829,873
Net Violation Fee Income	2,902,159	1,004,455	367,887	4,274,501	-	-	-	-	-	-	4,274,501	6,008,620
REVENUE FROM TOLL	\$ 35,548,780	\$ 65,638,058	\$ 36,654,468	\$ 137,841,306	\$ -	\$ -	\$ -	\$ -	\$ -	\$ -	\$ 137,841,306	\$ 128,501,278
OPERATING EXPENSE												
Regular Employee Salaries	2,369,729	2,564,975	2,583,283	7,517,986	1,584,082	1,815,657	3,399,739	2,656,945	3,895,489	6,552,434	17,470,159	15,949,679
Part-Time Employee Wages	184,423	149,879	295,892	630,195	-	-	-	23,058	-	23,058	653,253	582,655
Summer Employee Wages	-	-	-	-	-	-	-	-	-	-	-	-
Overtime Wages	15,692	14,146	25,432	55,269	14,622	10,918	25,540	23,767	203	23,970	104,779	458,995
Pension Contributions	684,462	910,646	935,020	2,530,127	432,520	482,628	915,148	974,612	1,166,808	2,141,420	5,586,695	5,144,283
FICA Contributions	195,078	206,440	220,910	622,427	121,568	138,663	260,231	277,975	296,736	574,711	1,457,369	1,360,624
Regular Employee Healthcare Benefits	926,170	1,046,925	960,904	2,933,998	809,938	873,848	1,683,786	1,123,206	1,140,024	2,263,229	6,881,014	7,830,996
Life Insurance Benefits	24,082	26,770	25,483	76,335	16,017	18,003	34,020	37,789	41,090	78,880	189,235	175,284
Unemployment Compensation Benefits	-	-	-	-	-	-	-	-	(17,791)	(17,791)	(17,791)	30,389
Utility Expense	130,081	127,798	97,788	355,668	19,384	19,258	38,642	38,146	85,201	123,347	517,657	479,927
Office Expense	1,156	2,636	4,319	8,111	1,756	269	2,025	19,999	133,382	153,381	163,516	146,912
Telecommunication Expense	107,627	283,784	214,608	606,019	42,974	121,453	164,427	70,383	69,558	139,942	910,387	886,985
Information Technology Expense	-	-	-	-	-	-	-	-	678,218	678,218	678,218	581,063
Professional Development/Meetings	100	959	150	1,209	-	-	-	19,564	95,448	115,012	116,221	192,736
Vehicle Maintenance Expense and Fuel	54,127	103,477	82,721	240,325	-	11	11	77,217	40,068	117,285	357,621	273,223
Operations Maintenance Expense	224,144	228,290	163,881	616,315	37,910	20,713	58,623	215,438	69,684	285,122	960,061	663,599
ESS Operating Maintenance Expense	-	-	-	-	-	-	-	626,603	-	626,603	626,603	760,163
Commission Expense	-	-	-	-	-	-	-	-	11,999	11,999	11,999	6,980
Toll Collection Expense	13,628	22,174	13,303	49,105	-	-	-	-	-	-	49,105	52,781
Uniform Expense	9,361	15,100	12,277	36,738	3,506	4,005	7,510	17,607	2,182	19,789	64,038	109,967
Business Insurance	1,184,372	680,630	1,197,042	3,062,044	232,493	164,974	397,467	147,025	78,454	225,479	3,684,990	3,360,333
Licenses & Inspections Expense	1,665	2,254	2,304	6,223	977	361	1,338	1,631	-	1,631	9,191	8,237
Advertising	-	-	-	-	-	-	-	-	12,380	12,380	12,380	10,339
Professional Services	-	-	-	-	-	-	-	199,698	617,390	817,089	817,089	848,928
State Police/Bridge Security	1,439,598	1,304,995	905,703	3,650,296	731,295	418,993	1,150,287	-	-	-	4,800,583	4,621,946
EZP Equip/Traffic Counter Maint	284,989	246,856	274,139	805,984	2,085	2,085	4,170	-	-	-	810,154	770,298
General Contingency	-	-	-	-	-	-	-	-	3,460	3,460	3,460	-
EZPass Operating Expense	2,815,727	2,259,051	1,635,413	6,710,191	-	-	-	-	-	-	6,710,191	6,124,068
TOTAL OP., MAINT., & ADM	\$ 10,666,210	\$ 10,197,783	\$ 9,650,573	\$ 30,514,566	\$ 4,051,125	\$ 4,091,839	\$ 8,142,964	\$ 6,550,664	\$ 8,419,982	\$ 14,970,646	\$ 53,628,176	\$ 51,431,392
ADM OPS ALLOCATION												
TES Allocation	149,682	192,002	194,537	536,221	99,853	99,755	199,608	102,193	(838,023)	(735,829)	-	-
Toll Ops Allocation	177,813	237,085	177,813	592,712	-	-	-	(592,712)	-	(592,712)	-	-
Bridge Maint Allocation	837,904	183,214	146,572	1,167,689	517,888	67,178	585,067	(1,752,756)	-	(1,752,756)	-	-
Maint/Toll Allocation	47,284	68,777	51,583	167,644	23,642	23,642	47,284	(214,928)	-	(214,928)	-	-
PSBS Allocation	812,125	524,369	786,553	2,123,047	539,840	478,617	1,018,457	(3,141,503)	-	(3,141,503)	-	-
TOTAL ADM OPS ALLOCATION	\$ 2,024,808	\$ 1,205,447	\$ 1,357,058	\$ 4,587,313	\$ 1,181,223	\$ 669,193	\$ 1,850,416	\$(5,599,706)	\$(838,023)	\$(6,437,728)	\$ -	\$ -
OTHER OPERATING INC/EXP												
Other Operating Income	-	-	-	-	-	-	-	-	241,596	241,596	241,596	320,567
TOTAL OTHER OP INC	\$ -	\$ -	\$ -	\$ -	\$ -	\$ -	\$ -	\$ -	\$ 241,596	\$ 241,596	\$ 241,596	\$ 320,567
NET OPERATING INC	\$ 22,857,762	\$ 54,234,828	\$ 25,646,837	\$ 102,739,428	\$(5,232,348)	\$(4,761,031)	\$(9,993,379)	\$(950,958)	\$(7,340,363)	\$(8,291,322)	\$ 84,454,727	\$ 77,390,453
NON-OPERATING REV/EXP												
Interest Revenue & Unrealized Gain/Loss	-	-	-	-	-	-	-	-	-	-	11,622,484	8,310,019
Other Non-Operating Revenue	-	-	-	-	-	-	-	-	-	-	-	-
Interest Expense	-	-	-	-	-	-	-	-	-	-	(17,312,625)	(17,586,513)
Depreciation Expense	-	-	-	-	-	-	-	-	-	-	(12,405,931)	(12,112,673)
TOTAL NON-OPS REV/EXP	\$ -	\$ -	\$ -	\$ -	\$ -	\$ -	\$ -	\$ -	\$ -	\$ -	\$(18,096,072)	\$(21,389,167)
CHANGE IN NET ASSETS											\$ 66,358,655	\$ 56,001,286

DELAWARE RIVER JOINT TOLL BRIDGE COMMISSION

Meeting of September 30, 2024

ADMINISTRATION

The following Pages reflect the reports on those items assigned to the Administration Department. Each item is reported separately and page numbered accordingly.

DELAWARE RIVER JOINT TOLL BRIDGE COMMISSION

Meeting of September 30, 2024

PURCHASING REPORT INDEX

MONTHS OF JULY/AUGUST 2024

SUBJECT	DESCRIPTION	PAGE NUMBER
Purchasing	Monthly Purchasing Report Covering the Months of July and August 2024	1-8

DELAWARE RIVER JOINT TOLL BRIDGE COMMISSION

Meeting of September 30, 2024

MONTHLY PURCHASING REPORT

Months of July and August 2024

This report itemizes all orders for purchases made for the months of July and August 2024, showing the divisions chargeable for the expense and the source of authority for issuance of the Purchase Order. This authority is broken into three categories:

- (1) By authority of the Commission
- (2) By authority of the Executive Director or his designate
- (3) By authority of the Director

The purchasing activities for the months of July and August 2024, culminated in the preparation and placement of 110 purchase orders in the total amount of \$1,480,547.15. For three (3) of these purchases, six (6) price inquiries were sent out for an average of two (2) inquiries per order ($6/3=2$).

Significant procurements are shown below:

- One (1) Purchase Order was issued, in the total amount of \$281,669.00 for a bucket truck for the DWG location;
- (12) Purchase Orders were issued, in the total amount of \$277,925.00 for guiderail and attenuator repairs/replacements at multiple locations;
- One (1) Purchase Order was issued, in the total amount of \$210,000.00 for Operations consulting services (scheduling implementation);
- One (1) Purchase Order was issued, in the total amount of \$150,000.00 for a telescopic articulating aerial platform lift;
- A Purchase Order was issued, in the total amount of \$128,233.38 for PSBS uniforms.

In addition to the practices employed incidental to purchase of materials, etc., from vendors on a direct basis, the Commission also purchases via direct utilization of the purchasing processes of the State of New Jersey, the Commonwealth of Pennsylvania and other joint purchasing arrangements.

**DELAWARE RIVER JOINT TOLL BRIDGE COMMISSION
REPORT OF PURCHASING ACTIVITIES**

July 2024

PO Number	Vendor Name	General Description	Req Dept	Contract/Resolution/ Comment	** BY AUTHORITY OF **	
					Commission	Director of Purchasing
20240415	GRAINGER	SPILL KIT / STATION 41.7 GAL.	AB SF			1,367.53
20240416	FRANK RYMON & SONS	I78- REBUILD JD 757 TRACTOR-IN	I78			750.00
20240417	DOI-USGS	USGS RIVER GAUGE CONTRACT	MULTI			11,512.50
20240418	MOTOROLA INC.	ESS- RADIO PARTS	ESS	NJ T-0109		4,670.20
20240419	TANK-MART STORAGE TANKS	3000 GALLON VERTICAL PLASTIC S	NHL			7,594.74
20240420	STOUTS TRANSPORTATION CAPITAL RESERVE	SHUTTLE SERVICE FOR NHL TSB RE	SDTS		83,302.60	
20240421	OFFICE BASICS	HDOX CLEANER	I78	COSTARS 05		780.00
20240422	STARR UNIFORM	CLOTHING: MAINTENANCE UNIFORM	I78	COSTARS 12		4,384.28
20240423	Y-PERS	WIPING RAGS	PC			1,737.50
20240424	GRAINGER	Safety Shoes	TES			557.71
20240425	STARR UNIFORM	MAINTENANCE SHIRTS (Regional	NHL			789.64
20240426	MCDONALD UNIFORM CO., INC.	PSBS UNIFORM CLOTHING	PSBS			128,233.38
20240427	GREEN POWER	LANE DEGREASER	I78			1,600.00
20240428	TRAMMEL TESTINGS, INC.	FUEL TANK INSPECTION AND TESTI	NHL			1,200.00
20240429	STARR UNIFORM	CLOTHING: MAINTENANCE	DWG	COSTARS 12		2,446.07
20240430	J. FLETCHER CREAMER & SONS , INC	GUIDE RAIL & ATTENUATOR RPLCMN	TM	TTS-783A		10,700.00
20240431	J. FLETCHER CREAMER & SONS , INC	GUIDE RAIL & ATTENUATOR RPLCMN	I78	TTS-783A		23,500.00
20240432	J. FLETCHER CREAMER & SONS , INC	GUIDE RAIL & ATTENUATOR RPLCMN	I78	TTS-783A		4,000.00
20240433	J. FLETCHER CREAMER & SONS , INC	GUIDE RAIL & ATTENUATOR RPLCMN	I78	TTS-783A		6,187.50
20240434	J. FLETCHER CREAMER & SONS , INC	GUIDE RAIL & ATTENUATOR RPLCMN	I78	TTS-783A		16,600.00
20240435	J. FLETCHER CREAMER & SONS , INC	GUIDE RAIL & ATTENUATOR RPLCMN	I78	TTS-783A		30,800.00

**DELAWARE RIVER JOINT TOLL BRIDGE COMMISSION
REPORT OF PURCHASING ACTIVITIES**

July 2024

PO Number	Vendor Name	General Description	Req Dept	Contract/Resolution/ Comment	** BY AUTHORITY OF **		Director
					Commission	Director of Purchasing	
20240436	J. FLETCHER CREAMER & SONS , INC	GUIDE RAIL & ATTENUATOR RPLCMN	EP	TTS-783A		15,800.00	
20240437	J. FLETCHER CREAMER & SONS , INC	GUIDE RAIL & ATTENUATOR RPLCMN	EP	TTS-783A		23,500.00	
20240438	SIGNAL SERVICE INC	ESS CAMERA REPLACEMENT EP STOR	ESS	COSTARS 18		20,497.00	
20240439	STARR UNIFORM	Ladies Short Sleeve Polo (Port	TES	COSTARS 12		804.73	
20240440	COLEMAN CONSULTING GROUP, LLC	SCHEDULING CONSULTING SERVICES	EO			210,000.00	
20240441	BACK THRU THE FUTURE RECYCLING	ELECTRONIC EQUIPMENT RECYCLING	IT			8,104.50	
20240442	C&C FORD SALES, INC.	MM- 2015 EXPLORER REPAIR- CHAP	MM			1,793.83	
20240443	COMTEC	FIRE SUPPRESSION SYSTEMS-COMTE	SRMC			900.00	
20240444	ASPEN AERIALS, INC.	SRMC- UBIT ANNUAL INSPECTION	SRMC			4,200.00	
20240445	NAZARETH FORD	TM- 2004 F550 BUCKET TRUCK EST	TM			513.73	
20240446	COMTEC	FIRE PROTECTION SYSTEMS-COMTEC	NHL			900.00	
20240447	COMTEC	FIRE SUPPRESSION SYSTEM- COMTE	I78			900.00	
20240448	NATIONAL HIGHWAY PRODUCTS	SIGN MATERIALS	AB SF	COSTARS 8		1,883.40	
20240449	DELL MARKETING LP	ESS: CC GENETEC WORKSTATIONS	ESS	COSTARS 3		29,885.84	
20240450	GEORGE ALLEN WASTEWATER	SEPTIC TANK PUMPING	NHL			360.00	
20240451	STARR UNIFORM	UNIFORM PANTS	TM	COSTARS 12		233.85	
20240452	TILLEY FIRE SOLUTIONS LLC	FIRE ALARM INSPECTION	NHL			479.50	
20240453	TILLEY FIRE SOLUTIONS LLC	FIRE ALARM INSPECTION	NHL			612.50	
20240454	TILLEY FIRE SOLUTIONS LLC	SERVICE OF THE EXISTING FENWAL	NHL			2,500.00	
20240455	STARR UNIFORM	CLOTHING-PSBS	PSBS	COSTAR 12		566.10	
20240456	GOODYEAR AUTO SERVICE CENTER	TM- TIRES- PARTS	TM	PA 4400025716		2,737.40	
20240457	PERFORMANCE TIRE CO.	I78- JOHN DEERE RIM REPAIR-OUT	EP			1,745.80	

**DELAWARE RIVER JOINT TOLL BRIDGE COMMISSION
REPORT OF PURCHASING ACTIVITIES**

July 2024

PO Number	Vendor Name	General Description	Req Dept	Contract/Resolution/ Comment	** BY AUTHORITY OF **		
					Commission	Director of Purchasing	Director

Purchase Order Count: 43

AUTHORITY TOTALS: \$83,302.60 \$588,329.23 \$0.00

GRAND TOTAL: \$671,631.83

**DELAWARE RIVER JOINT TOLL BRIDGE COMMISSION
REPORT OF PURCHASING ACTIVITIES**

August 2024

PO Number	Vendor Name	General Description	Req Dept	Contract/Resolution/ Comment	** BY AUTHORITY OF **		Director
					Commission	Director of Purchasing	
20240458	SIGNAL SERVICE INC CAPITAL RESERVE	ESS Network Switch - "T-519A"	ENG	COSTARS 40	8,649.00		
20240459	ELATION SYSTEMS, INC.	CONSTR & PROF SVCS MTHLY RPT (CCOMPL			1,850.00	
20240460	ELATION SYSTEMS, INC.	ELATION SYSTEMS SUBSCRIPTION /	CCOMPL			7,780.00	
20240461	ASSOCIATED IMAGING SOLUTIONS	WIDE FORMAT MP CW2201 INK CART	ENG			231.50	
20240462	BACK THRU THE FUTURE RECYCLING	ELECTRONIC EQUIPMENT RECYCLING	IT			9,594.60	
20240463	WASTE MANAGEMENT	MUNICIPAL WASTE SERVICE-TM	TM			441.20	
20240465	ACS SERVICES LLC	HVAC SERVICE.	NHL			1,560.00	
20240466	ACS SERVICES LLC	HVAC SERVICE.	NHL			1,060.00	
20240467	OFFICE BASICS	JANITORIAL SUPPLIES NHL.	NHL	COSTARS 5		9,091.83	
20240468	SCHINDLER ELEVATOR CORPORATION	SF ADMIN ELEVATOR SRVICE /PM	AB SF			2,240.03	
20240469	VERSALIFT EAST, INC. CAPITAL RESERVE	SF-SST-40-EIH BUCKET VEH (V&E#	SFT		150,000.00		
20240470	VERSALIFT EAST, INC. CAPITAL RESERVE	DWG-VST55 BUCKET (V&E# 2016-32	DWG		281,669.00		
20240471	FYR-FYTER SALES & SERVICE, INC.	FIRE EXTINGUISHER INSPECTION	PC			621.72	
20240472	ORION SFTY PROD/STANDARD FUSEE	SAFETY FLARES	178			3,405.12	
20240473	FRED BEANS FORD	ESS-MAINT- MIRROR ASSBLY	PSBS			968.50	
20240474	BORTEK INDUSTRIES	TM- SWEEPER SERVICE	SFT			3,169.94	
20240475	CITYWIDE DIRECT	HORTICULTURAL (VINEGAR) 55GAL	DWG			1,999.99	
20240476	TRANSEdge TRUCK CENTERS - STROUDSBURG (MACK)	PC- 2019 MACK REPAIR PARTS	PC			2,814.88	
20240477	PERFORMANCE TIRE CO.	178- Tires	178			714.44	
20240478	PERFORMANCE TIRE CO.	178- JCB RIM REPLACEMEN- OUTSI	178			2,686.60	

**DELAWARE RIVER JOINT TOLL BRIDGE COMMISSION
REPORT OF PURCHASING ACTIVITIES**

August 2024

PO Number	Vendor Name	General Description	Req Dept	Contract/Resolution/ Comment	** BY AUTHORITY OF **	
					Commission	Director of Purchasing
20240479	FYR-FYTER SALES & SERVICE, INC.	FIRE EXTINGUISHER INSPECTIONS	NHL	NJ T-0576		493.69
20240480	FYR-FYTER SALES & SERVICE, INC.	FIRE EXTINGUISHER INSPECTION	DWG	NJ T-0576		1,442.29
20240481	FYR-FYTER SALES & SERVICE, INC.	FIRE EXTINGUISHER INSPECTION	MM	NJ T-0576		456.81
20240482	ASPEN AERIALS, INC.	TRAINING FOR UBI VEHICLE	TES			9,600.00
20240483	DURAND WAYLAND	EP- PRESSURE VALVE \$ GAUGE	EP			2,518.84
20240484	GRAINGER	FIRE EXTINGUISHER REPLACEMENT	DWG	NJM-0002		2,431.83
20240485	NJ DEPARTMENT OF TREASURY	STORMWATER DISCHARGE FEE 2024	MULTI			2,450.00
20240486	AIR CENTER, INC	I-78 AIR COMPRESSOR MAINTENANC	I78			2,388.18
20240487	J. FLETCHER CREAMER & SONS , INC	GUIDE RAIL & ATTENUATOR RPLCMN	I78	TTS-783A		51,800.00
20240488	STARR UNIFORM	CLOTHING: ESS	ESS	COSTARS 12		514.57
20240489	CDW-G	RACK POWER FOR TRENTON-MORRISV	IT	022-G/KPN-A-202112-0 4		11,360.92
20240490	TRAMMEL TESTINGS, INC.	AB@SF TANK INSPECTION	AB SF			1,050.00
20240491	FOLEY INC	EDUCATIONAL AND TRAINING SERVI	TES			12,000.00
20240492	CAROUSEL INDUSTRIES OF NORTH AMERICA, LLC	CONTROL CENTER PHONE SYSTEM EX	ESS	T-0109 / R4400-12-20		41,413.25
20240493	GRAINGER	GRAINGER SHOE PROGRAM	TES	MJ M-0002		586.84
20240494	J. FLETCHER CREAMER & SONS , INC	GUIDE RAIL & ATTENUATOR RPLCMN	EP	TTS-783A		12,737.50
20240495	J. FLETCHER CREAMER & SONS , INC	GUIDE RAIL & ATTENUATOR RPLCMN	DWG	TTS-783A		11,300.00
20240496	GRAINGER	ELECTRICAL SUPPLIES (NORTHERN	DWG	NJ72605		3,107.38
20240497	STARR UNIFORM	UNIFORMS: PSBS	PSBS	COSTARS 12		1,755.00
20240498	GRAINGER	FIRST AID SUPPLIES	TES	NJ M-0002		3,079.09
20240499	ISSA CMI	EDUCATIONAL AND TRAINING SERVI	TES			27,000.00

**DELAWARE RIVER JOINT TOLL BRIDGE COMMISSION
REPORT OF PURCHASING ACTIVITIES**

August 2024

PO Number	Vendor Name	General Description	Req Dept	Contract/Resolution/ Comment	** BY AUTHORITY OF **	
					Commission	Director of Purchasing
20240500	EMR POWER SYSTEMS LLC	EMERGENCY GENERATOR REPAIR (M-	MM			801.76
20240501	SCHAEDLER YESCO DISTRIBUTION	VOLTAGE TRANSFORMER CONVERTER	DWG	COSTARS 33		882.06
20240502	MODA LIGHT	TRENTON MAKES SIGN TECHNICAL C	ENG			4,000.00
20240503	WASTE MANAGEMENT	MUNICIPAL WASTE SERVICE-TM	TM			452.23
20240504	CARR & DUFF INC.	NHS TSB Architectural Lighting	NDTS			1,200.00
20240505	SIGNAL SERVICE INC	ESS CAMERA UPGRADE -SF/I-78	ESS	COSTARS 18		5,486.00
20240506	STARR UNIFORM	CLOTHING: PSBS	TOLLOPSM	COSTARS 12		115.64
20240507	STARR UNIFORM	CLOTHING: MAINTENANCE UNIFORM-	EP	COSTARS 12		4,418.36
20240508	SCHNEIDER ELECTRIC BUILDING AMERICAS, INC.	AC REPAIR M-M (AC-1)	MM			2,050.00
20240509	SCHNEIDER ELECTRIC BUILDING AMERICAS, INC.	CONTINUUM CONTROLLER REPAIR (MM			702.00
20240510	ROB'S AUTMOTIVE AND COLLISION CENTER	SRMC- REPAINT OF CHEVY 3500	SRMC			10,695.41
20240511	MYBINDING.COM	SHELVING STORAGE FOR PAINT SHO	I78			785.97
20240512	COOPER ELECTRIC SUPPLY CO	NJ SP PROJECT	I78	COSTARS 8		782.64
20240513	J. FLETCHER CREAMER & SONS , INC	GUIDE RAIL & ATTENUATOR RPLCMN	TM	TTS-783A		71,000.00
20240514	STARR UNIFORM	PSBS - CLOTHING	TOLLOPSM	COSTARS 12		76.38
20240515	TRAFCON	MM- PATROL TRUCK SIGN BOARD PA	MM			1,075.41
20240516	FRED BEANS FORD	NHL- WINDOW REPAIR MH EXPLORER	NHL			1,040.08
20240517	BORTEK INDUSTRIES	EP- SWEEPER BRUSHES- PARTS	EP			1,429.34
20240518	BRADCO SUPPLY CO.	NHL- PARTS FOR SPREADER REPAIR	NHL			673.17
20240519	TRAMMEL TESTINGS, INC.	UNDERGROUND STORAGE TANK TESTI	TM			1,700.00
20240520	CENTRAL JERSEY EQUIPMENT LLC	WEED WACKER & LEAF BLOWER	PC	NJ T-0327		863.98

**DELAWARE RIVER JOINT TOLL BRIDGE COMMISSION
REPORT OF PURCHASING ACTIVITIES**

August 2024

PO Number	Vendor Name	General Description	Req Dept	Contract/Resolution/ Comment	Commission	Director of Purchasing	Director	
20240521	SCHINDLER ELEVATOR CORPORATION	ELEVATOR DOOR REPAIR	SFT			2,240.03		
20240522	GRABOYES COMMERCIAL WINDOWS AND GLASS	GRABOYES COMMERCIAL -WINDOW RE	AB SF			4,005.00		
20240523	WASTE MANAGEMENT	MUNICIPAL WASTE SERVICE-TM	TM			610.98		
20240524	WASTE MANAGEMENT	MUNICIPAL WASTE SERVICE-TM	TM			519.34		
20240525	FERGUSON & MCCANN INC	TANK INSPECTION / SERVICE	TM			1,275.00		
Purchase Order Count: 67					AUTHORITY TOTALS:	<u>\$440,318.00</u>	<u>\$368,597.32</u>	<u>\$0.00</u>
					GRAND TOTAL:	<u><u>\$808,915.32</u></u>		

Delaware River Joint Toll Bridge Commission
Meeting of September 30, 2024

**E-ZPASS REPORT
CUSTOMER SERVICE CENTER/VIOLATIONS PROCESSING CENTER (CSC/VPC)
OPERATIONS REPORT FOR THE E-ZPASS SYSTEM
JULY/AUGUST 2024**

SUBJECT	DESCRIPTION	PAGE NUMBER
E-ZPass CSC/VPC Operations Report	E-ZPass CSC/VPC Operations Report July/August	1-4

Delaware River Joint Toll Bridge Commission
Meeting of September 30, 2024

**E-ZPASS REPORT
CUSTOMER SERVICE CENTER/VIOLATIONS PROCESSING CENTER (CSC/VPC)
OPERATIONS REPORT FOR THE E-ZPASS SYSTEM
JULY/AUGUST 2024**

E-ZPass Account and Transponder Information as reported by Conduent State and Local Solutions, Inc. (CSC/VPC Provider)

Total Number of Migrated DRJTBC and NJ CSC E-ZPass Accounts

Migrated Business Accounts	Migrated Private Accounts	Total Number of Migrated Accounts	Total Number of NJ CSC Active Accounts
1,654	77,339	78,993	3,973,985

Total Number of Migrated DRJTBC (029) Transponders and NJ CSC E-ZPass Transponders

Migrated Business Account Transponders	Migrated Private Account Transponders	Total Number of Migrated Transponders	Total Number of NJ CSC Active Transponders
9,228	131,323	140,551	6,443,753

The Commission will be able to identify 78,993 migrated accounts through a prefix account number (60000). This number will precede the 4-digit account assigned to these accounts. The prefix number was provided in order for the Commission to identify all migrated E-ZPass accounts.

Delaware River Joint Toll Bridge Commission
Meeting of September 30, 2024

**E-ZPASS REPORT
CUSTOMER SERVICE CENTER/VIOLATIONS PROCESSING CENTER (CSC/VPC)
OPERATIONS REPORT FOR THE E-ZPASS SYSTEM
JULY/AUGUST 2024**

E-ZPass Department Call Activity	Total Calls for JULY	Total Calls for AUGUST
Account Modification Requests	123	119
Violation Notification Inquires	51	47
E-ZPass/TBP Inquiries	149	146
<i>General Commission Inquiries</i>		
Calls referred to Other Departments (H.R., Eng., ESS)	21	18
<i>Web-Inquiries</i>		
Account Updates	45	49
Violations	39	37
Disputes	68	63
TOTAL NUMBER OF CALLS	496	479

E-ZPass account modification requests and violation inquiries represent an increase in calls for July and a decrease in August.

E-ZPASS REPORT
CUSTOMER SERVICE CENTER/VIOLATIONS PROCESSING CENTER (CSC/VPC)
OPERATIONS REPORT FOR THE E-ZPASS SYSTEM
JULY/AUGUST 2024

CSC/VPC Post-Migration Collection Update:

As a result of post-migration collection efforts from May 2014 –August 2024, New Jersey E-ZPass reports \$22,094,438.32 collected in tolls and \$60,421,996.48 collected in fees.

Collection Account Updates:

CRST Lincoln Sales - August Settlement: DRJTBC received payment in the amount of \$43,188.15 for violation transactions from February 2016 through July 2019. The full outstanding toll in the amount of \$14,428.15 was paid. Conduent receives a percentage share of the administrative fee. Therefore, DRJTBC received payment for the fees in the amount of \$19,185.00. Commission counsel filed a civil complaint for the outstanding amount. General Counsel for CRST International, Inc. and Commission counsel representing Florio Perucci Steinhardt & Capelli negotiated payment for the entire outstanding amount.

Transcom - August Settlement: DRJTBC received payment in the amount of \$5,000.00 representing outstanding tolls from April 2014-October 2018. Commission counsel filed a civil complaint for the outstanding amount. Counsel for Transcom and Commission counsel representing Florio Perucci Steinhardt & Capelli negotiated payment.

TMT Trucking: On 12/19/19, DRJTBC was awarded \$40,000.00 during an arbitration hearing. The defendant as well as the Commission has 30 days to appeal the verdict. The Commission nor the defendant has appealed the verdict. The current outstanding amount owed to the Commission in tolls is \$19,584.00 and \$31,290.00 in fees.

Jhonatan Trucking: Arbitration awarded to the Commission in the amount of \$75,015.50 for outstanding tolls and fees.

Sakoutis Transport LLC: Settlement complete. Check has been received and processed for \$13,250.00.

TEV Corporation: Settlement complete. Check has been received in the amount of \$61,883.43.

**E-Z PASS REPORT
CUSTOMER SERVICE CENTER/VIOLATIONS PROCESSING CENTER (CSC/VPC)
OPERATIONS REPORT FOR THE E-ZPASS SYSTEM
JULY/AUGUST 2024**

**IAG, New Jersey Turnpike Authority (NJTA) and Electronic Toll Collection System (ETC)
Meetings and Workshops**

Continue to represent the Commission at the following committees, meetings and workshops:

1. IAG Reciprocity Committee
2. IAG Public Relations & Marketing Committee
3. IAG Legal Committee
4. IAG Rental/Fleet Car Subgroup Committee
5. New Jersey Turnpike Authority Project Status Meetings
6. New Jersey Customer Service Center Requirements Meetings

DELAWARE RIVER JOINT TOLL BRIDGE COMMISSION
Meeting of September 30, 2024

ELECTRONIC TOLL COLLECTION PROGRAM
MONTH OF JULY AND AUGUST 2024

SUBJECT	DESCRIPTION	PAGE NUMBER
ETC PROGRAM	Electronic Toll Collection Program Report	1-3

DELAWARE RIVER JOINT TOLL BRIDGE COMMISSION
Meeting of September 30, 2024

ELECTRONIC TOLL COLLECTION PROGRAM
MONTH OF JULY AND AUGUST 2024

The following items were recently initiated, accomplished or performed during the above noted month:

Activities for the In-Lane Toll System

1. TransCore began preparing the remaining seven (7) toll plazas for the installation of the Encompass E6 multiprotocol reader. This included installing the cabling from the proposed reader location to each antenna.
2. Commission Staff are working with TransCore and the NJ E-ZPass CSC provider, Conduent, to implement IAG Interface Control Document (ICD) version 1.60. This will allow CSCs to receive data and process transactions from other transponder protocols such as SeGo and 6C, in addition to the current TDM protocol, as well as other functionalities. Prior to go-live, there will be a round of end-to-end final testing for all agencies within the NJ E-ZPass CSC in late September 2024. Conduent prepared an end to end test plan and has distributed the document for the agencies to follow. After testing is completed with all agencies within the NJ E-ZPass CSC, go-live will be scheduled, expected to occur in late October 2024.
3. TransCore assisted the Commission's pest control company with the treating of the toll plaza canopies.
4. Commission Staff and TransCore meet monthly to review and discuss system operational and maintenance items. A weekly call also takes place to briefly review system maintenance items for the week.
5. Prepared the NH-L Toll Bridge AET Conversion Design agreement for execution. We kicked off the project with the RK&K team and participated in bi-weekly project status meetings. A workshop was facilitated for Commission Staff and the design team to discuss roadway alignment, proposed AET gantry location/type, tunnel access, equipment location, toll system installation/testing, construction staging and traffic control. Topographic survey was completed by the design team as well as a review of existing Commission located systems within the project limits. RK&K prepared a conceptual roadway alignment and gantry location plan for review and comment by Commission Staff. RK&K met with TransCore to gain an understanding of the toll system requirements for equipment location, conduit sizing, gantry requirements, lighting needs and roadway pavement material.

DELAWARE RIVER JOINT TOLL BRIDGE COMMISSION
Meeting of September 30, 2024

Activities for the E-ZPass Customer Service Center/Violation Processing Center

1. Commission Staff are working with the New Jersey E-ZPass Customer Service Center (NJ E-ZPass CSC) provider, Conduent, to implement IAG Interface Control Document (ICD) version 1.60. This will allow CSCs to receive data and process transactions from other transponder protocols such as SeGo and 6C, in addition to the current TDM protocol, as well as other functionalities. Prior to go-live, there will be a round of end-to-end final testing for all agencies within the NJ E-ZPass CSC in late September 2024. Conduent prepared an end to end test plan and has distributed the document for the agencies to follow. After testing is completed with all agencies within the NJ E-ZPass CSC, go-live will be scheduled, expected to occur in late October 2024.
2. Conduent continues to develop the real time digital payment function at the NJ E-ZPass CSC for toll by plate customers. Conduent provided a preliminary walk through of the new functionality with Commission Staff and is working to address comments. Conduent has also prepared terms and conditions that will be displayed on the NJ E-ZPass website and they are being reviewed by the NJTA.
3. For the NJ CSC E-ZPass re-procurement, Commission staff attended the oral interviews for Category A (Customer Service Center Services), Category B (License Plate Review Services), and Category C (Collections Services). Commission staff attended the New Jersey Turnpike Authority (NJTA) Advisory and Evaluation Committees meetings. The NJTA is currently in the negotiation phase with the proposers.
4. The NJTA, as the lead agency, is facilitating all meetings with the other agencies and Conduent to manage the implementation of outstanding system elements for the New Jersey E-ZPass Customer Service Center.

General Electronic Toll Collection Program Activities

1. Mr. Stracciolini participated in the IAG E-ZPass Executive Management Committee meeting and Policy Committee meetings. At the August 2023 IAG EMC Meeting, Mr. Stracciolini was re-elected by the members to serve as Vice Chair to the EMC.
2. Mr. Stracciolini is participating in the Non-toll Business Opportunity Task Force.
3. Mr. Stracciolini is serving on the International Bridge, Tunnel & Turnpike Association's (IBTTA) 2024 Emerging Technologies Task Force.

**Delaware River Joint Toll Bridge Commission
Meeting of September 30, 2024**

**CONTRACT COMPLIANCE REPORT INDEX
Months of July – August 2024**

SUBJECT	DESCRIPTION	PAGE NUMBER
Contract Compliance Program Operations Report	Operations Report July and August 2024	1-20

**Delaware River Joint Toll Bridge Commission
Meeting of September 30, 2024**

**Delaware River Joint Toll Bridge Commission
Months of July – August 2024**

TABLE OF CONTENTS

IBE PROGRAM

	PAGES
• IBE Program Overview	3
• Compliance IBE Scores Overview	4
• IBE Summary Reports	5
• Active Construction Projects Payments, Workforce & Ethnicity Utilization Scores	6-7
• Active Professional Projects Payments Detail and Scores	8-9
• Completed Construction Projects Payments, Workforce & Ethnicity Utilization Scores	10-14
• Completed Professional Projects Payments Detail and Scores	15-16

MWSBE Program

• MWSBE Minority (7%), Women (3%), and Small Business (25%) Enterprise Program Overview	17
• MWSBE Program Commitments for Professional and Construction (Active & Completed Pie Charts)	18
• MWSBE Professional & Construction Projects Final Commitment	19-20

**Delaware River Joint Toll Bridge Commission
Meeting of September 30, 2024**

IBE PROGRAM OVERVIEW

The Delaware River Joint Toll Bridge Commission (Commission) established an IBE Program (MBE/WBE/SBE/DBE/DsBE/VBE) with a target of 25% for all Professional Services and Construction Contracts awarded by the Commission effective July 1, 2014. To date, the Commission has awarded **(99)** contracts with the IBE Program requirements. Currently, there are **(43) active** projects and **(56) completed** projects.

IBE Program Requirements

The Commission began using Elation Systems effective January 2017, as the online system for Payment Verification and Certified Payroll Reporting (CPR). All contracts awarded by the Commission to a Prime Consultant/Prime Contractor and their Subconsultants and Subcontractors use this service free of charge. Online training is available to vendors on how to use Elation Systems. The Contract Compliance Department and Elation Support Staff are available to assist all users.

The Contract Compliance Department (CCD) monitors, posts and reports data in regards to all payments. The CCD also reviews all Certified Payrolls submitted into Elation Systems.

The following are all mandatory requirements:

Company On-Line Registration:

- i. All Primes must register their company and activate an account in Elation Systems; *and*
- ii. All Primes must also ensure that all Subconsultants and Subcontractors register their company and activate an account in Elation Systems.

Payment Verification:

- i. Prime Contractors must post all payments to their Subconsultants and/or Subcontractors in Elation Systems; *and*
- ii. Prime Contractors and their Subconsultants and/or Subcontractors must confirm all payments received in Elation Systems.

Certified Payroll Reporting:

- i. All Prime Contractors are responsible for assigning someone from their staff with the responsibility to review, approve, and upload their CPR(s) on a weekly basis into Elation Systems; *and*
- ii. All Prime Contractors must also ensure that their Subcontractors upload their CPR(s) on a weekly basis into Elation Systems.

Prime Consultants / Contractors IBE Target performance will be displayed / available on the Commission's public website.

**Delaware River Joint Toll Bridge Commission
Meeting of September 30, 2024**

**Contract Compliance Department
Compliance IBE Scores Overview**

The Commission through its Contract Compliance Department has instituted a Compliance Score Ranking that will be included in the Monthly Contract Compliance Report for all Professional Services and Construction Projects.

The Compliance Score Ranking is an ongoing summary of data presented on Active and Completed contracts, which includes the tracking of payments from Prime Consultants and Contractors to IBE Subconsultants and Subcontractors, and the Prime Contractors Workforce Utilization. The Scores will illustrate the progress and participation to meet the Targets by Prime Consultants and Contractors as part of the IBE program.

The complete and timely reporting of payments and certified payrolls to the Elation Systems by the Prime Consultants and Prime Contractors, and their Subconsultants and Subcontractors, will assist the Prime Consultant and Prime Contractor in tracking the data to meet their targets.

Accordingly, each Prime will also be given a final grade at the completion of each project. Additionally, the data will be uploaded onto the Commission’s public website on a monthly basis. ***The Score(s) are factored using the following criteria:***

IBE PAYMENTS

The payments by the Prime Consultant / Contractor to each of their IBE Subconsultants / Subcontractors will be calculated based on the criteria set by the Commission’s 25% IBE Target.

WORKFORCE UTILIZATION

Workforce utilization contains 2 levels of scoring and documents the hourly employee utilization by workforce type, ethnicity and gender.

IBE Payments Legend	
Score Rankings	IBE Commitment Participation
A+	45% & above
A	35% to 44.9%
B+	30% to 34.9%
B	25% to 29.9%
C+	20% to 24.9%
C	15% to 19.9%
D+	10% to 14.9%
D	5% to 9.9%
F	4.9% & below

Workforce Utilization Legend		
Score Rankings	Workforce Commitment Participation	Ethnicity & Gender Participation
A+	30% & above	25% & a above
A	25% to 29.9%	15% to 24.9%
B+	20% to 24.9%	over 15%
B	15% to 19.9%	10% to 14.9%
C+	10% to 14.9%	over 10%
C	10% to 14.9%	7.5% to 9.9%
D+	5% to 9.9%	over 7.5%
D	5% to 9.9%	5% to 7.4%
F	4.9% & below	4.9% & below

Delaware River Joint Toll Bridge Commission

Meeting of September 30, 2024

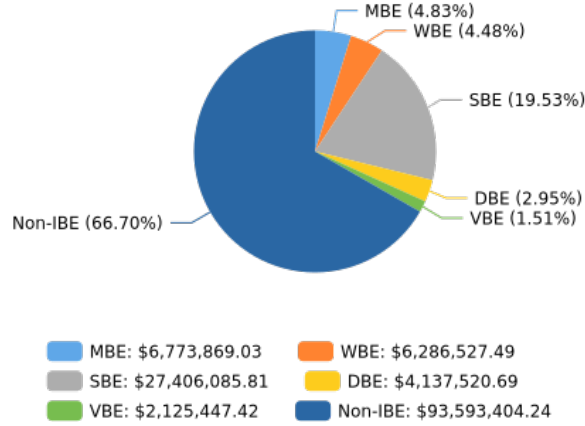
Summary - Professional Services and Construction Contractors 25% IBE Target Status

ACTIVE PROJECTS

Current IBE Status: 33.30%

Total Payments to Prime: \$140,322,854.68

Total Payments to IBEs: \$46,729,450.44



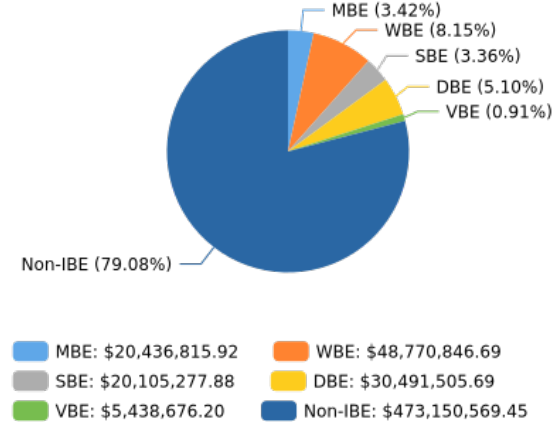
COMPLETED PROJECTS

Final IBE Status: 20.92%

Total Prime Awarded Contract Values: \$636,230,135.62

Total Payments to Prime: \$598,347,496.19

Total Payments to IBEs: \$125,196,926.74

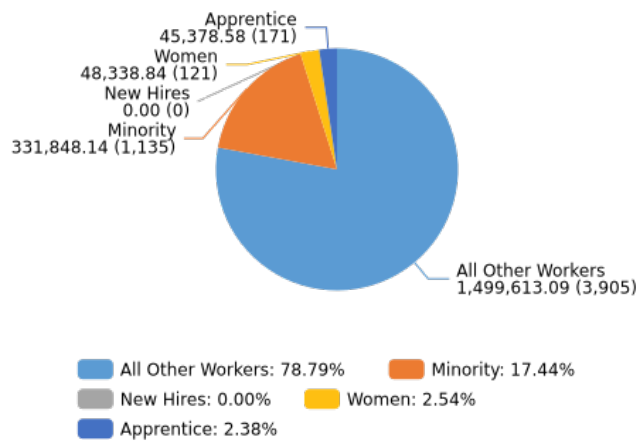


Summary - Prime Contractor(s) & Subcontractor(s) Workforce Utilization Categories By Hours, Workers & Ethnicity

Workers Categories

Hours, Percentages and Workers

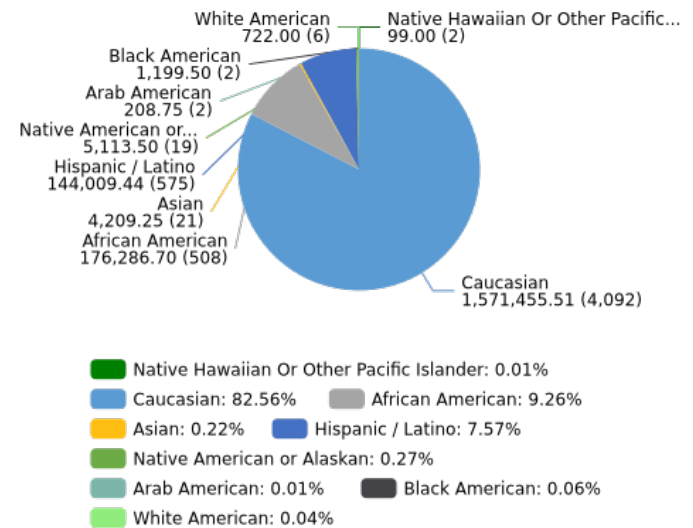
Total Hours Worked: 1,903,303.65



Ethnicity Categories

Hours, Percentages and Workers

Total Number of Workers: 5,227



(Percentage is based on work hours)

(Percentage is based on work hours)

Active Professional & Construction Projects Payment Summary		Contract Value	Prime P / T / D	IBE P / T / D	IBE Actual	Score
Professional and Construction Projects Totals		\$232,197,112.78	\$140,322,854.68	\$46,729,450.44	33.30%	B+
Professional Services Projects Totals		\$79,602,990.42	\$56,642,266.34	\$16,632,945.59	29.36%	B
Completed Professional & Construction Projects Payment Summary		Contract Value	Prime P / T / D	IBE P / T / D	IBE Actual	Score
Professional and Construction Projects Totals		\$636,230,135.62	\$598,347,496.19	\$125,196,926.74	20.92%	C+
Professional Services Projects Totals		\$63,333,004.07	\$56,289,289.66	\$16,788,037.21	29.82%	B

ACTIVE CONSTRUCTION PROJECTS														
Payments Summary					Workforce Hours Summary 22.72%					Ethnicity Participation Summary				
Total Contracts Value	Total Prime P / T / D	Total IBE P / T / D	Total IBE %	Payments Score (Total IBE Payments)	Total Number of Workers	Total Hours Worked	Caucasian Hours	Total Minority Hours	Total Women Hours	Workforce Score (Total Hours Worked)	Caucasian %	Minority %	Women %	Ethnicity Score (Total Participation)
\$152,594,122.36	\$83,680,588.34	\$30,096,504.85	35.97%	A	916	173,475.20	136,196.95	37,278.25	2,130.34	B+	78.51%	21.49%	1.23%	A

COMPLETED CONSTRUCTION PROJECTS														
Payments Summary					Workforce Hours Summary 19.70%					Ethnicity Participation Summary				
Total Contracts Value	Total Prime P / T / D	Total IBE P / T / D	Total IBE %	Payments Score (Total IBE Payments)	Total Number of Workers	Total Hours Worked	Caucasian Hours	Total Minority Hours	Total Women Hours	Workforce Score (Total Hours Worked)	Caucasian %	Minority %	Women %	Ethnicity Score (Total Participation)
\$572,897,131.55	\$542,058,206.53	\$108,408,889.53	20.00%	C+	4435	1,729,828.45	1,435,258.56	294,569.89	46,208.50	B	82.97%	17.03%	2.67%	A

Delaware River Joint Toll Bridge Commission

Meeting of September 30, 2024

Active Construction Projects - Summary's & Scores (IBE Payments, Workforce Hours & Ethnicity Participation)

Date: From 07/01/2014 To 08/31/2024

IBE Payments Legend	
Score Rankings	IBE Commitment Participation
A+	45% & above
A	35% to 44.9%
B+	30% to 34.9%
B	25% to 29.9%
C+	20% to 24.9%
C	15% to 19.9%
D+	10% to 14.9%
D	5% to 9.9%
F	4.9% & below

Total of all Primes Contract Values \$152,594,122.36

Total Payments to all Primes \$83,680,588.34

Total Payments to all IBEs \$30,096,504.85

IBE Target 25.00%

IBE Actual 35.97%

Workforce Utilization Legend		
Score Rankings	Workforce Commitment Participation	Ethnicity & Gender Participation
A+	30% & above	25% & above
A	25% to 29.9%	15% to 24.9%
B+	20% to 24.9%	over 15%
B	15% to 19.9%	10% to 14.9%
C+	10% to 14.9%	over 10%
C	10% to 14.9%	7.5% to 9.9%
D+	5% to 9.9%	over 7.5%
D	5% to 9.9%	5% to 7.4%
F	4.9% & below	4.9% & below

ACTIVE CONSTRUCTION PROJECTS														
Payments Summary					Workforce Hours Summary 22.72%					Ethnicity Participation Summary				
Total Contracts Value	Total Prime P / T / D	Total IBE P / T / D	Total IBE %	Payments Score (Total IBE Payments)	Total Number of Workers	Total Hours Worked	Caucasian Hours	Total Minority Hours	Total Women Hours	Workforce Score (Total Hours Worked)	Caucasian %	Minority %	Women %	Ethnicity Score (Total Participation)
\$152,594,122.36	\$83,680,588.34	\$30,096,504.85	35.97%	A	916	173,475.20	136,196.95	37,278.25	2,130.34	B+	78.51%	21.49%	1.23%	A

T-519A BRACY CONSTRUCTION, INC. / Southern Operations and Maintenance Facilities Improvements - Trenton Morrisville, Langhorne, and New Hope														
Payments Summary					Workforce Hours Summary 13.93%					Ethnicity Participation Summary				
Total Contracts Value	Total Prime P / T / D	Total IBE P / T / D	Total IBE %	Payments Score (Total IBE Payments)	Total Number of Workers	Total Hours Worked	Caucasian Hours	Total Minority Hours	Total Women Hours	Workforce Score (Total Hours Worked)	Caucasian %	Minority %	Women %	Ethnicity Score (Total Participation)
\$58,935,181.25	\$41,855,715.39	\$6,317,908.39	15.09%	C	446	77,263.45	66,741.95	10,521.50	240.84	C	86.38%	13.62%	0.31%	B

T-746A ROAD-CON, INC. / Trenton Morrisville TB Roadway repaving and Deck Sealing Improvements														
Payments Summary					Workforce Hours Summary 25.00%					Ethnicity Participation Summary				
Total Contracts Value	Total Prime P / T / D	Total IBE P / T / D	Total IBE %	Payments Score (Total IBE Payments)	Total Number of Workers	Total Hours Worked	Caucasian Hours	Total Minority Hours	Total Women Hours	Workforce Score (Total Hours Worked)	Caucasian %	Minority %	Women %	Ethnicity Score (Total Participation)
\$5,980,564.55	\$-	\$-	0.00%	N/A	5	64.00	48.00	16.00	0.00	A	75.00%	25.00%	0.00%	A+

T-766A CRISDEL GROUP, INC. / I-78 NJ Roadway Rehabilitation and Power & Communication Infrastructure Improvements														
Payments Summary					Workforce Hours Summary 18.72%					Ethnicity Participation Summary				
Total Contracts Value	Total Prime P / T / D	Total IBE P / T / D	Total IBE %	Payments Score (Total IBE Payments)	Total Number of Workers	Total Hours Worked	Caucasian Hours	Total Minority Hours	Total Women Hours	Workforce Score (Total Hours Worked)	Caucasian %	Minority %	Women %	Ethnicity Score (Total Participation)
\$23,530,677.00	\$7,405,417.68	\$2,245,557.46	30.32%	B+	40	6,151.00	4,999.50	1,151.50	0.00	B	81.28%	18.72%	0.00%	A

TS-590A J.D. ECKMAN, INC. / Northampton St. TSB Rehabilitation														
Payments Summary					Workforce Hours Summary 22.68%					Ethnicity Participation Summary				
Total Contracts Value	Total Prime P / T / D	Total IBE P / T / D	Total IBE %	Payments Score (Total IBE Payments)	Total Number of Workers	Total Hours Worked	Caucasian Hours	Total Minority Hours	Total Women Hours	Workforce Score (Total Hours Worked)	Caucasian %	Minority %	Women %	Ethnicity Score (Total Participation)
\$15,487,427.50	\$14,778,822.04	\$3,917,310.23	26.51%	B	111	35,867.50	27,733.25	8,134.25	0.00	B+	77.32%	22.68%	0.00%	A

TS-694A ANSELM & DeCICCO (IBE) / New Hope Lambertville TSB Rehabilitation														
Payments Summary					Workforce Hours Summary 55.79%					Ethnicity Participation Summary				
Total Contracts Value	Total Prime P / T / D	Total IBE P / T / D	Total IBE %	Payments Score (Total IBE Payments)	Total Number of Workers	Total Hours Worked	Caucasian Hours	Total Minority Hours	Total Women Hours	Workforce Score (Total Hours Worked)	Caucasian %	Minority %	Women %	Ethnicity Score (Total Participation)
\$25,072,471.06	\$8,966,371.07	\$8,966,371.07	100.00%	A+	79	21,831.00	9,651.00	12,180.00	0.00	A+	44.21%	55.79%	0.00%	A+

TTS-734A MOUNT CONSTRUCTION CO., INC. (IBE) / JOC - Bridge, Highway & Civil Work - North Region														
Payments Summary					Workforce Hours Summary 26.06%					Ethnicity Participation Summary				
Total Contracts Value	Total Prime P / T / D	Total IBE P / T / D	Total IBE %	Payments Score (Total IBE Payments)	Total Number of Workers	Total Hours Worked	Caucasian Hours	Total Minority Hours	Total Women Hours	Workforce Score (Total Hours Worked)	Caucasian %	Minority %	Women %	Ethnicity Score (Total Participation)
\$7,000,000.00	\$6,962,308.81	\$6,962,308.81	100.00%	A+	148	22,616.75	18,589.25	4,027.50	1,866.50	A	82.19%	17.81%	8.25%	A

Delaware River Joint Toll Bridge Commission

Meeting of September 30, 2024

Active Construction Projects - Summary's & Scores (IBE Payments, Workforce Hours & Ethnicity Participation)

Date: From 07/01/2014 To 08/31/2024

IBE Payments Legend	
Score Rankings	IBE Commitment Participation
A+	45% & above
A	35% to 44.9%
B+	30% to 34.9%
B	25% to 29.9%
C+	20% to 24.9%
C	15% to 19.9%
D+	10% to 14.9%
D	5% to 9.9%
F	4.9% & below

Total of all Primes Contract Values \$152,594,122.36

Total Payments to all Primes \$83,680,588.34

Total Payments to all IBEs \$30,096,504.85

IBE Target 25.00%

IBE Actual 35.97%

Workforce Utilization Legend		
Score Rankings	Workforce Commitment Participation	Ethnicity & Gender Participation
A+	30% & above	25% & above
A	25% to 29.9%	15% to 24.9%
B+	20% to 24.9%	over 15%
B	15% to 19.9%	10% to 14.9%
C+	10% to 14.9%	over 10%
C	10% to 14.9%	7.5% to 9.9%
D+	5% to 9.9%	over 7.5%
D	5% to 9.9%	5% to 7.4%
F	4.9% & below	4.9% & below

TTS-735A MOUNT CONSTRUCTION CO., INC. (IBE) / JOC - Bridge, Highway & Civil Work - South Region														
Payments Summary					Workforce Hours Summary 16.37%					Ethnicity Participation Summary				
Total Contracts Value	Total Prime P/T/D	Total IBE P/T/D	Total IBE %	Payments Score (Total IBE Payments)	Total Number of Workers	Total Hours Worked	Caucasian Hours	Total Minority Hours	Total Women Hours	Workforce Score (Total Hours Worked)	Caucasian %	Minority %	Women %	Ethnicity Score (Total Participation)
\$2,500,000.00	\$1,687,048.89	\$1,687,048.89	100.00%	A+	82	6,340.00	5,325.00	1,015.00	23.00	B	83.99%	16.01%	0.36%	A

TTS-783A J. FLETCHER CREAMER & SON, INC. / On-Call Beam Guide Rail and Attenuator Replacement														
Payments Summary					Workforce Hours Summary 41.30%					Ethnicity Participation Summary				
Total Contracts Value	Total Prime P/T/D	Total IBE P/T/D	Total IBE %	Payments Score (Total IBE Payments)	Total Number of Workers	Total Hours Worked	Caucasian Hours	Total Minority Hours	Total Women Hours	Workforce Score (Total Hours Worked)	Caucasian %	Minority %	Women %	Ethnicity Score (Total Participation)
\$2,087,801.00	\$-	\$-	0.00%	N/A	33	563.00	330.50	232.50	0.00	A+	58.70%	41.30%	0.00%	A+

TTS-784A MOUNT CONSTRUCTION CO., INC. / JOC - Bridge, Highway, and Civil Work - North Region														
Payments Summary					Workforce Hours Summary 0.00%					Ethnicity Participation Summary				
Total Contracts Value	Total Prime P/T/D	Total IBE P/T/D	Total IBE %	Payments Score (Total IBE Payments)	Total Number of Workers	Total Hours Worked	Caucasian Hours	Total Minority Hours	Total Women Hours	Workforce Score (Total Hours Worked)	Caucasian %	Minority %	Women %	Ethnicity Score (Total Participation)
\$3,000,000.00	\$-	\$-	0.00%	N/A	0	0.00	0.00	0.00	0.00	N/A	0.00%	0.00%	0.00%	N/A

TTS-785A MOUNT CONSTRUCTION CO., INC. / JOC - Bridge, Highway, and Civil Work - South Region														
Payments Summary					Workforce Hours Summary 0.00%					Ethnicity Participation Summary				
Total Contracts Value	Total Prime P/T/D	Total IBE P/T/D	Total IBE %	Payments Score (Total IBE Payments)	Total Number of Workers	Total Hours Worked	Caucasian Hours	Total Minority Hours	Total Women Hours	Workforce Score (Total Hours Worked)	Caucasian %	Minority %	Women %	Ethnicity Score (Total Participation)
\$3,000,000.00	\$-	\$-	0.00%	N/A	0	0.00	0.00	0.00	0.00	N/A	0.00%	0.00%	0.00%	N/A

TTS-786A MOUNT CONSTRUCTION CO., INC. / JOC - Building and Facility Work - North Region														
Payments Summary					Workforce Hours Summary 0.00%					Ethnicity Participation Summary				
Total Contracts Value	Total Prime P/T/D	Total IBE P/T/D	Total IBE %	Payments Score (Total IBE Payments)	Total Number of Workers	Total Hours Worked	Caucasian Hours	Total Minority Hours	Total Women Hours	Workforce Score (Total Hours Worked)	Caucasian %	Minority %	Women %	Ethnicity Score (Total Participation)
\$3,000,000.00	\$-	\$-	0.00%	N/A	0	0.00	0.00	0.00	0.00	N/A	0.00%	0.00%	0.00%	N/A

TTS-787A A.P. CONSTRUCTION, INC. / JOC - Building and Facility Work - South Region														
Payments Summary					Workforce Hours Summary 0.00%					Ethnicity Participation Summary				
Total Contracts Value	Total Prime P/T/D	Total IBE P/T/D	Total IBE %	Payments Score (Total IBE Payments)	Total Number of Workers	Total Hours Worked	Caucasian Hours	Total Minority Hours	Total Women Hours	Workforce Score (Total Hours Worked)	Caucasian %	Minority %	Women %	Ethnicity Score (Total Participation)
\$3,000,000.00	\$2,024,904.46	\$-	0.00%	F	19	2,778.50	2,778.50	0.00	0.00	F	100.00%	0.00%	0.00%	F

Delaware River Joint Toll Bridge Commission

Meeting of September 30, 2024

Active Professional Services Projects Payments Detail Report

Date: From 07/01/2014 To 08/31/2024

IBE Payments Legend	
Score Rankings	IBE Commitment Participation
A+	45% & above
A	35% to 44.9%
B+	30% to 34.9%
B	25% to 29.9%
C+	20% to 24.9%
C	15% to 19.9%
D+	10% to 14.9%
D	5% to 9.9%
F	4.9% & below

Summary	Contract Value	Prime P / T / D	IBE P / T / D	IBE Actual	Score
Professional and Construction Projects Totals	\$232,197,112.78	\$140,322,854.68	\$46,729,450.44	33.30%	B+
Professional Services Projects Totals	\$79,602,990.42	\$56,642,266.34	\$16,632,945.59	29.36%	B

Prime Consultants	IBE Firm	Project Title	Contract Value	Prime P / T / D	IBE P / T / D	IBE Actual	Score
Gannett Fleming Inc. - Camp Hill, PA		C-519A GANNETT FLEMING ARCHITECTS, INC. / Southern Operations & Maintenance Facilities Improvements - Consulting Engineer Agreement	\$4,848,884.54	\$4,768,643.56	\$1,158,885.33	24.30%	C+
Greenman-Pedersen, Inc.		C-590A GREENMAN-PEDERSEN, INC. / Northampton St. TSB Rehabilitation - Preliminary, Final and Post Design - Consulting Engineer Agreement	\$1,504,783.15	\$1,438,801.81	\$540,453.22	37.56%	A
WSP USA, Inc. - PHILADELPHIA, PA		C-642A WSP USA, INC. / Uherstown Frenchtown TSB Rehabilitation - Preliminary, Final and Post Design - Consulting Engineer Agreement	\$1,771,189.56	\$368,101.57	\$-	0.00%	F
Michael Baker International, Inc.		C-660A MICHAEL BAKER, JR., INC. / SFB Replacement Project Final Design Services - Consulting Engineer Agreement	\$33,626,658.74	\$33,539,647.35	\$6,808,784.95	20.30%	C+
Greenman-Pedersen, Inc.		C-694A GREENMAN-PEDERSEN, INC. / New Hope Lambertville TSB Rehabilitation - Preliminary, Final and Post Design - Consulting Engineer Agreement	\$1,895,134.27	\$1,317,361.75	\$605,769.91	45.98%	A+
French & Parrello Associates (IBE Prime)	VBE	C-696B FRENCH & PARRELLO ASSOCIATES, P.A. / TOA - Facilities - NJ - Consulting Engineer Agreement	\$500,000.00	\$139,135.60	\$139,135.60	100.00%	A+
HDR Engineering, Inc. - Pittsburgh, PA		C-697A HDR ENGINEERING, INC. / Preliminary Engineering and Environmental Documentation for the Washington Crossing Bridge Replacement - Consulting Engineer Agreement	\$8,061,761.62	\$-	\$-	0.00%	N/A
Johnson, Mirmiran and Thompson, Inc.		C-716A JOHNSON, MIRMIRAN & THOMPSON / TOA - Facilities - Consulting Engineer Agreement	\$500,000.00	\$302,443.62	\$48,594.97	16.07%	C
The Gordian Group, Inc.		C-727A THE GORDIAN GROUP, INC. / JOC - Program Manager Consultant - Consulting Engineer Agreement	\$1,450,000.00	\$1,276,083.10	\$729,008.62	57.13%	A+
Rummel, Klepper and Kahl, LLP		C-728A RUMMEL, KLEPPER & KAHL / TOA - Electric Toll Collection / Tolling - PA - Consulting Engineer Agreement	\$500,000.00	\$493,666.88	\$108,341.04	21.95%	C+
French & Parrello Associates (IBE Prime)	VBE	C-729A FRENCH & PARRELLO ASSOCIATES, P.A. / TOA - Facilities - NJ - Consulting Engineer Agreement	\$500,000.00	\$99,472.30	\$99,472.30	100.00%	A+
Arora and Associates, P.C. (IBE Prime)	MBE	C-732A ARORA AND ASSOCIATES, PC. (IBE) / TOA - Structural / Civil - NJ - Consulting Engineer Agreement	\$1,000,000.00	\$788,087.07	\$788,087.07	100.00%	A+
WSP/PARSONS BRINCKERHOFF, INC		C-750A WSP USA, INC. / TOA - Structural / Civil - Consulting Engineer Agreement	\$1,000,000.00	\$756,100.55	\$125,019.51	16.53%	C
Traffic Planning and Design, Inc.		C-751A TRAFFIC PLANNING AND DESIGN, INC. / TOA - Construction Inspection - Consulting Engineer Agreement	\$500,000.00	\$347,365.32	\$30,950.72	8.91%	D
Rummel, Klepper and Kahl, LLP		C-754A RUMMEL, KLEPPER & KAHL, LLP / New Hope Lambertville TB All Electronic Tolling (AET) Conversion Design - Consulting Engineer Agreement	\$1,277,452.16	\$-	\$-	0.00%	N/A
Pickering, Corts & Summerson, Inc. (IBE Prime)	SBE	C-757A-1 PICKERING, CORTS & SUMMERSON / Professional Engineering Services for 2023-2024 Annual Inspections - Consulting Engineer Agreement	\$748,898.24	\$561,583.33	\$561,583.33	100.00%	A+
Naik Consulting Group, P.C. (IBE Prime)	DBE	C-759A NAIK CONSULTING GROUP, PC (IBE) / TOA - Structural / Civil - Consulting Engineer Agreement	\$1,000,000.00	\$668,301.41	\$668,301.41	100.00%	A+
Remington & Vernick		C-760A REMINGTON & VERNICK ENGINEERS, INC. / TOA - Construction Management Services - Consulting Engineer Agreement	\$500,000.00	\$303,055.81	\$60,290.60	19.89%	C
Pennoni Associates Inc		C-761A PENNONI ASSOCIATES, INC. / Traffic Engineering Consultant 2021-2022 Annual Reports - Consulting Engineer Agreement	\$120,000.00	\$70,286.52	\$-	0.00%	F
Arora and Associates, P.C. (IBE Prime)	MBE	C-766A ARORA & ASSOCIATES, PC / I-78 NJ Roadway Rehabilitation and Power & Communication Infrastructure - Final and Post Design - Consulting Engineer Agreement	\$2,900,943.54	\$2,250,715.32	\$2,250,715.32	100.00%	A+
Traffic Planning and Design, Inc.		C-769A TRAFFIC PLANNING & DESIGN, INC. / TOA - Structural / Civil - Consulting Engineer Agreement	\$1,000,000.00	\$656,998.09	\$5,250.00	0.80%	F
Rummel, Klepper and Kahl, LLP		C-770A RUMMEL, KLEPPER & KAHL, LLP / TOA - Electronic Toll Collection / Tolling - Consulting Engineer Agreement	\$750,000.00	\$342,035.59	\$-	0.00%	F
French & Parrello Associates		C-771A FRENCH & PARRELLO ASSOCIATES, P.A. / TOA - Facilities - Consulting Engineer Agreement	\$1,000,000.00	\$513,789.00	\$127,736.82	24.86%	C+

*Met or Exceeded the Target

*Did Not Meet the Target

*P/T/D = Paid To Date

Delaware River Joint Toll Bridge Commission

Meeting of September 30, 2024

Active Professional Services Projects Payments Detail Report

Date: From 07/01/2014 To 08/31/2024

IBE Payments Legend	
Score Rankings	IBE Commitment Participation
A+	45% & above
A	35% to 44.9%
B+	30% to 34.9%
B	25% to 29.9%
C+	20% to 24.9%
C	15% to 19.9%
D+	10% to 14.9%
D	5% to 9.9%
F	4.9% & below

Prime Consultants	IBE Firm	Project Title	Contract Value	Prime P / T / D	IBE P / T / D	IBE Actual	Score
KS Engineers, P.C. <i>(IBE Prime)</i>	MBE	C-772A KS ENGINEERS, PC / TOA - Construction Inspection - Consulting Engineer Agreement	\$500,000.00	\$-	\$-	0.00%	N/A
IH Engineers, P.C. <i>(IBE Prime)</i>	SBE	C-782A IH ENGINEERS, PC (IBE) / Underwater Substructure Improvement Design - All Regions - Professional Engineering Services Agreement	\$1,866,074.12	\$675,024.05	\$675,024.05	100.00%	A+
Traffic Planning and Design, Inc.		C-788A TRAFFIC PLANNING & DESIGN, INC. / TOA - Structural / Civil - Consulting Engineer Agreement	\$1,000,000.00	\$85,938.74	\$-	0.00%	F
Pennoni Associates Inc		C-789A PENNONI ASSOCIATES, INC. / TOA - Consulting Engineer Agreement	\$500,000.00	\$-	\$-	0.00%	N/A
Joseph Jingoli & Son, Inc.		CM-519A JOSEPH JINGOLI & SON, INC. / Southern Operations & Maintenance Facilities Improvements - Consulting Engineer Agreement	\$3,611,070.08	\$2,659,773.18	\$697,976.10	26.24%	B
Johnson, Mirmiran and Thompson, Inc.		CM-590A JOHNSON, MIRMIRAN AND THOMPSON, INC. / Northampton St. TSB Rehabilitation - CM / CI Services - Consulting Engineer Agreement	\$1,554,968.16	\$1,267,128.49	\$325,198.53	25.66%	B
Urban Engineers, Inc.		CM-694A URBAN ENGINEERS, INC. / New Hope Lambertville TSB Rehabilitation - CM / CI Services - Consulting Engineer Agreement	\$1,209,964.08	\$463,984.18	\$48,805.69	10.52%	D+
Greenman-Pedersen, Inc.		CM-766A GREENMAN-PEDERSEN, INC. / I-78 NJ Roadway Rehabilitation and Power & Communication Infrastructure Improvements - CM / CI Services - Consulting Engineer Agreement	\$2,405,208.16	\$488,742.15	\$29,560.50	6.05%	D

*Met or Exceeded the Target

*Did Not Meet the Target

*P/T/D = Paid To Date

Delaware River Joint Toll Bridge Commission

Meeting of September 30, 2024

Completed Construction Projects - Summary's & Scores (IBE Payments, Workforce Hours & Ethnicity Participation)

Date: From 07/01/2014 To 08/31/2024

IBE Payments Legend	
Score Rankings	IBE Commitment Participation
A+	45% & above
A	35% to 44.9%
B+	30% to 34.9%
B	25% to 29.9%
C+	20% to 24.9%
C	15% to 19.9%
D+	10% to 14.9%
D	5% to 9.9%
F	4.9% & below

Total of all Primes Contract Values \$572,897,131.55

Total Payments to all Primes \$542,058,206.53

Total Payments to all IBEs \$108,408,889.53

IBE Target 25.00%

IBE Actual 20.00%

Workforce Utilization Legend		
Score Rankings	Workforce Commitment Participation	Ethnicity & Gender Participation
A+	30% & above	25% & above
A	25% to 29.9%	15% to 24.9%
B+	20% to 24.9%	over 15%
B	15% to 19.9%	10% to 14.9%
C+	10% to 14.9%	over 10%
C	10% to 14.9%	7.5% to 9.9%
D+	5% to 9.9%	over 7.5%
D	5% to 9.9%	5% to 7.4%
F	4.9% & below	4.9% & below

COMPLETED CONSTRUCTION PROJECTS														
Payments Summary					Workforce Hours Summary 19.70%					Ethnicity Participation Summary				
Total Contracts Value	Total Prime P / T / D	Total IBE P / T / D	Total IBE %	Payments Score (Total IBE Payments)	Total Number of Workers	Total Hours Worked	Caucasian Hours	Total Minority Hours	Total Women Hours	Workforce Score (Total Hours Worked)	Caucasian %	Minority %	Women %	Ethnicity Score (Total Participation)
\$572,897,131.55	\$542,058,206.53	\$108,408,889.53	20.00%	C+	4435	1,729,828.45	1,435,258.56	294,569.89	46,208.50	B	82.97%	17.03%	2.67%	A

DB-540A/B TRANSCORE - Electronic Toll Collection System Replacement - Design, Build & Maintain														
Payments Summary					Workforce Hours Summary 53.31%					Ethnicity Participation Summary				
Total Contracts Value	Total Prime P / T / D	Total IBE P / T / D	Total IBE %	Payments Score (Total IBE Payments)	Total Number of Workers	Total Hours Worked	Caucasian Hours	Total Minority Hours	Total Women Hours	Workforce Score (Total Hours Worked)	Caucasian %	Minority %	Women %	Ethnicity Score (Total Participation)
\$26,807,641.18	\$12,535,773.52	\$2,316,211.51	18.48%	C	15	2,040.00	952.50	1,087.50	0.00	A+	46.69%	53.31%	0.00%	A+

DB-724A SCHNEIDER ELECTRIC Electronic Surveillance/Detection System Maintenance Contract														
Payments Summary					Workforce Hours Summary 45.89%					Ethnicity Participation Summary				
Total Contracts Value	Total Prime P / T / D	Total IBE P / T / D	Total IBE %	Payments Score (Total IBE Payments)	Total Number of Workers	Total Hours Worked	Caucasian Hours	Total Minority Hours	Total Women Hours	Workforce Score (Total Hours Worked)	Caucasian %	Minority %	Women %	Ethnicity Score (Total Participation)
\$11,294,820.75	\$1,436,335.65	\$215,551.42	15.01%	C	57	717.00	479.00	238.00	91.00	A+	66.81%	33.19%	12.69%	A+

T-508A BRACY - I-78 Maintenance Garage Expansion at I-78 PA Welcome Center / Maintenance Facility														
Payments Summary					Workforce Hours Summary 7.39%					Ethnicity Participation Summary				
Total Contracts Value	Total Prime P / T / D	Total IBE P / T / D	Total IBE %	Payments Score (Total IBE Payments)	Total Number of Workers	Total Hours Worked	Caucasian Hours	Total Minority Hours	Total Women Hours	Workforce Score (Total Hours Worked)	Caucasian %	Minority %	Women %	Ethnicity Score (Total Participation)
\$10,049,000.00	\$9,845,176.91	\$1,589,381.54	16.14%	C	244	31,516.58	30,048.08	1,468.50	861.25	D	95.34%	4.66%	2.73%	F

T-514A WEST SIDE - DIII Toll Bridges Facilities Emergency Standby Generators Improvements														
Payments Summary					Workforce Hours Summary 0.00%					Ethnicity Participation Summary				
Total Contracts Value	Total Prime P / T / D	Total IBE P / T / D	Total IBE %	Payments Score (Total IBE Payments)	Total Number of Workers	Total Hours Worked	Caucasian Hours	Total Minority Hours	Total Women Hours	Workforce Score (Total Hours Worked)	Caucasian %	Minority %	Women %	Ethnicity Score (Total Participation)
\$680,480.00	\$644,686.00	\$197,339.99	30.61%	B+	0	0.00	0.00	0.00	0.00	N/A	0.00%	0.00%	0.00%	N/A

T-566A INTERCOUNTY PAVING - PORTLAND COLUMBIA TOLL BRIDGE APPROACH ROADWAY IMPROVEMENTS														
Payments Summary					Workforce Hours Summary 0.00%					Ethnicity Participation Summary				
Total Contracts Value	Total Prime P / T / D	Total IBE P / T / D	Total IBE %	Payments Score (Total IBE Payments)	Total Number of Workers	Total Hours Worked	Caucasian Hours	Total Minority Hours	Total Women Hours	Workforce Score (Total Hours Worked)	Caucasian %	Minority %	Women %	Ethnicity Score (Total Participation)
\$6,317,000.00	\$6,193,334.28	\$1,877,906.86	30.32%	B+	0	0.00	0.00	0.00	0.00	N/A	0.00%	0.00%	0.00%	N/A

T-611A MAGNUM (IBE) NH-L Toll Bridge Salt Storage Facility														
Payments Summary					Workforce Hours Summary 2.16%					Ethnicity Participation Summary				
Total Contracts Value	Total Prime P / T / D	Total IBE P / T / D	Total IBE %	Payments Score (Total IBE Payments)	Total Number of Workers	Total Hours Worked	Caucasian Hours	Total Minority Hours	Total Women Hours	Workforce Score (Total Hours Worked)	Caucasian %	Minority %	Women %	Ethnicity Score (Total Participation)
\$1,439,584.00	\$1,348,934.71	\$1,348,934.71	100.00%	A+	65	5,925.50	5,805.50	120.00	8.00	F	97.97%	2.03%	0.14%	F

Delaware River Joint Toll Bridge Commission

Meeting of September 30, 2024

Completed Construction Projects - Summary's & Scores (IBE Payments, Workforce Hours & Ethnicity Participation)

Date: From 07/01/2014 To 08/31/2024

IBE Payments Legend	
Score Rankings	IBE Commitment Participation
A+	45% & above
A	35% to 44.9%
B+	30% to 34.9%
B	25% to 29.9%
C+	20% to 24.9%
C	15% to 19.9%
D+	10% to 14.9%
D	5% to 9.9%
F	4.9% & below

Total of all Primes Contract Values \$572,897,131.55

Total Payments to all Primes \$542,058,206.53

Total Payments to all IBEs \$108,408,889.53

IBE Target 25.00%

IBE Actual 20.00%

Workforce Utilization Legend		
Score Rankings	Workforce Commitment Participation	Ethnicity & Gender Participation
A+	30% & above	25% & above
A	25% to 29.9%	15% to 24.9%
B+	20% to 24.9%	over 15%
B	15% to 19.9%	10% to 14.9%
C+	10% to 14.9%	over 10%
C	10% to 14.9%	7.5% to 9.9%
D+	5% to 9.9%	over 7.5%
D	5% to 9.9%	5% to 7.4%
F	4.9% & below	4.9% & below

T-641A MERC0 - Easton / Phillipsburg Ramp C Stabilization														
Payments Summary					Workforce Hours Summary 0.00%					Ethnicity Participation Summary				
Total Contracts Value	Total Prime P / T / D	Total IBE P / T / D	Total IBE %	Payments Score (Total IBE Payments)	Total Number of Workers	Total Hours Worked	Caucasian Hours	Total Minority Hours	Total Women Hours	Workforce Score (Total Hours Worked)	Caucasian %	Minority %	Women %	Ethnicity Score (Total Participation)
\$1,130,000.00	\$998,300.00	\$998,300.00	100.00%	A+	0	0.00	0.00	0.00	0.00	N/A	0.00%	0.00%	0.00%	N/A

T-644A J.D. ECKMAN - Easton Phillipsburg TB Facility Administration Bldg.														
Payments Summary					Workforce Hours Summary 28.50%					Ethnicity Participation Summary				
Total Contracts Value	Total Prime P / T / D	Total IBE P / T / D	Total IBE %	Payments Score (Total IBE Payments)	Total Number of Workers	Total Hours Worked	Caucasian Hours	Total Minority Hours	Total Women Hours	Workforce Score (Total Hours Worked)	Caucasian %	Minority %	Women %	Ethnicity Score (Total Participation)
\$11,117,003.61	\$11,038,703.72	\$3,066,725.97	27.78%	B	320	47,800.75	35,278.00	12,522.75	1,098.75	A	73.80%	26.20%	2.30%	A+

T-645A MJF Building & Facilities Energy Conservation														
Payments Summary					Workforce Hours Summary 23.54%					Ethnicity Participation Summary				
Total Contracts Value	Total Prime P / T / D	Total IBE P / T / D	Total IBE %	Payments Score (Total IBE Payments)	Total Number of Workers	Total Hours Worked	Caucasian Hours	Total Minority Hours	Total Women Hours	Workforce Score (Total Hours Worked)	Caucasian %	Minority %	Women %	Ethnicity Score (Total Participation)
\$5,376,806.87	\$5,376,806.87	\$5,376,806.87	100.00%	A+	46	9,735.28	7,509.23	2,226.05	65.75	B+	77.13%	22.87%	0.68%	A

T-645B SCHNEIDER ELECTRIC Building & Facilities Energy Conservation Measures - Mechanical/Controls														
Payments Summary					Workforce Hours Summary 0.00%					Ethnicity Participation Summary				
Total Contracts Value	Total Prime P / T / D	Total IBE P / T / D	Total IBE %	Payments Score (Total IBE Payments)	Total Number of Workers	Total Hours Worked	Caucasian Hours	Total Minority Hours	Total Women Hours	Workforce Score (Total Hours Worked)	Caucasian %	Minority %	Women %	Ethnicity Score (Total Participation)
\$1,247,159.50	\$1,247,159.50	\$129,525.50	10.39%	D+	7	1,625.50	1,625.50	0.00	0.00	F	100.00%	0.00%	0.00%	F

T-661A TRC - SFB Replacement Project Subsurface Boring & Sampling														
Payments Summary					Workforce Hours Summary 0.00%					Ethnicity Participation Summary				
Total Contracts Value	Total Prime P / T / D	Total IBE P / T / D	Total IBE %	Payments Score (Total IBE Payments)	Total Number of Workers	Total Hours Worked	Caucasian Hours	Total Minority Hours	Total Women Hours	Workforce Score (Total Hours Worked)	Caucasian %	Minority %	Women %	Ethnicity Score (Total Participation)
\$1,559,275.00	\$1,438,941.98	\$234,466.30	16.29%	C	0	0.00	0.00	0.00	0.00	N/A	0.00%	0.00%	0.00%	N/A

T-666A PKF - SFB Replacement Project Construction for PA Noise Walls														
Payments Summary					Workforce Hours Summary 14.94%					Ethnicity Participation Summary				
Total Contracts Value	Total Prime P / T / D	Total IBE P / T / D	Total IBE %	Payments Score (Total IBE Payments)	Total Number of Workers	Total Hours Worked	Caucasian Hours	Total Minority Hours	Total Women Hours	Workforce Score (Total Hours Worked)	Caucasian %	Minority %	Women %	Ethnicity Score (Total Participation)
\$11,394,750.00	\$11,219,737.01	\$3,338,786.23	29.76%	B	42	5,738.00	5,122.00	616.00	241.50	C	89.26%	10.74%	4.21%	B

T-667A AP CONSTRUCTION - SFB Replacement Project Tree Clearing														
Payments Summary					Workforce Hours Summary 0.00%					Ethnicity Participation Summary				
Total Contracts Value	Total Prime P / T / D	Total IBE P / T / D	Total IBE %	Payments Score (Total IBE Payments)	Total Number of Workers	Total Hours Worked	Caucasian Hours	Total Minority Hours	Total Women Hours	Workforce Score (Total Hours Worked)	Caucasian %	Minority %	Women %	Ethnicity Score (Total Participation)
\$1,814,999.39	\$1,721,688.26	\$454,825.01	26.42%	B	0	0.00	0.00	0.00	0.00	N/A	0.00%	0.00%	0.00%	N/A

Delaware River Joint Toll Bridge Commission

Meeting of September 30, 2024

Completed Construction Projects - Summary's & Scores (IBE Payments, Workforce Hours & Ethnicity Participation)

Date: From 07/01/2014 To 08/31/2024

IBE Payments Legend	
Score Rankings	IBE Commitment Participation
A+	45% & above
A	35% to 44.9%
B+	30% to 34.9%
B	25% to 29.9%
C+	20% to 24.9%
C	15% to 19.9%
D+	10% to 14.9%
D	5% to 9.9%
F	4.9% & below

Total of all Primes Contract Values \$572,897,131.55

Total Payments to all Primes \$542,058,206.53

Total Payments to all IBEs \$108,408,889.53

IBE Target 25.00%

IBE Actual 20.00%

Workforce Utilization Legend		
Score Rankings	Workforce Commitment Participation	Ethnicity & Gender Participation
A+	30% & above	25% & above
A	25% to 29.9%	15% to 24.9%
B+	20% to 24.9%	over 15%
B	15% to 19.9%	10% to 14.9%
C+	10% to 14.9%	over 10%
C	10% to 14.9%	7.5% to 9.9%
D+	5% to 9.9%	over 7.5%
D	5% to 9.9%	5% to 7.4%
F	4.9% & below	4.9% & below

T-668A TRUMBULL 2 New Jersey - SFB Replacement Project														
Payments Summary					Workforce Hours Summary 21.57%					Ethnicity Participation Summary				
Total Contracts Value	Total Prime P / T / D	Total IBE P / T / D	Total IBE %	Payments Score (Total IBE Payments)	Total Number of Workers	Total Hours Worked	Caucasian Hours	Total Minority Hours	Total Women Hours	Workforce Score (Total Hours Worked)	Caucasian %	Minority %	Women %	Ethnicity Score (Total Participation)
\$-	\$-	\$-	0.00%	N/A	1729	666,190.74	539,479.44	126,711.30	16,978.00	B+	80.98%	19.02%	2.55%	A

T-668A TRUMBULL 1 Pennsylvania SFB Bridge Replacement Project														
Payments Summary					Workforce Hours Summary 18.76%					Ethnicity Participation Summary				
Total Contracts Value	Total Prime P / T / D	Total IBE P / T / D	Total IBE %	Payments Score (Total IBE Payments)	Total Number of Workers	Total Hours Worked	Caucasian Hours	Total Minority Hours	Total Women Hours	Workforce Score (Total Hours Worked)	Caucasian %	Minority %	Women %	Ethnicity Score (Total Participation)
\$436,216,954.02	\$437,608,416.90	\$76,711,826.97	17.53%	C	1953	841,284.08	709,655.76	131,628.32	26,191.25	B	84.35%	15.65%	3.11%	A

T-705A SPARWICK - I-78 Toll Plaza Bumper Block Replacement														
Payments Summary					Workforce Hours Summary 0.00%					Ethnicity Participation Summary				
Total Contracts Value	Total Prime P / T / D	Total IBE P / T / D	Total IBE %	Payments Score (Total IBE Payments)	Total Number of Workers	Total Hours Worked	Caucasian Hours	Total Minority Hours	Total Women Hours	Workforce Score (Total Hours Worked)	Caucasian %	Minority %	Women %	Ethnicity Score (Total Participation)
\$160,006.00	\$160,006.00	\$160,006.00	100.00%	A+	0	0.00	0.00	0.00	0.00	N/A	0.00%	0.00%	0.00%	N/A

T-707A Bracy Commission Administration Building at SFB & Adaptive Reuse of the 1799 Building														
Payments Summary					Workforce Hours Summary 12.32%					Ethnicity Participation Summary				
Total Contracts Value	Total Prime P / T / D	Total IBE P / T / D	Total IBE %	Payments Score (Total IBE Payments)	Total Number of Workers	Total Hours Worked	Caucasian Hours	Total Minority Hours	Total Women Hours	Workforce Score (Total Hours Worked)	Caucasian %	Minority %	Women %	Ethnicity Score (Total Participation)
\$21,468,985.71	\$21,468,985.71	\$4,382,167.83	20.41%	C+	435	80,061.86	70,408.20	9,653.66	209.00	C	87.94%	12.06%	0.26%	B

T-708A Allied Painting New Hope-Lambertville Toll Bridge Floor System Rehabilitation -Facility Administration Building														
Payments Summary					Workforce Hours Summary 64.86%					Ethnicity Participation Summary				
Total Contracts Value	Total Prime P / T / D	Total IBE P / T / D	Total IBE %	Payments Score (Total IBE Payments)	Total Number of Workers	Total Hours Worked	Caucasian Hours	Total Minority Hours	Total Women Hours	Workforce Score (Total Hours Worked)	Caucasian %	Minority %	Women %	Ethnicity Score (Total Participation)
\$1,694,000.00	\$1,546,100.00	\$170,944.28	11.06%	D+	26	5,244.00	1,842.50	3,401.50	0.00	A+	35.14%	64.86%	0.00%	A+

T-711AR BRACY - Easton Phillipsburg Toll Bridge Salt Storage Building														
Payments Summary					Workforce Hours Summary 15.61%					Ethnicity Participation Summary				
Total Contracts Value	Total Prime P / T / D	Total IBE P / T / D	Total IBE %	Payments Score (Total IBE Payments)	Total Number of Workers	Total Hours Worked	Caucasian Hours	Total Minority Hours	Total Women Hours	Workforce Score (Total Hours Worked)	Caucasian %	Minority %	Women %	Ethnicity Score (Total Participation)
\$1,711,600.00	\$1,666,931.06	\$18,727.94	1.12%	F	77	5,669.75	4,784.50	885.25	0.00	B	84.39%	15.61%	0.00%	A

T-717A BRACY Milford-Montague Toll Bridge Salt Storage Building														
Payments Summary					Workforce Hours Summary 7.70%					Ethnicity Participation Summary				
Total Contracts Value	Total Prime P / T / D	Total IBE P / T / D	Total IBE %	Payments Score (Total IBE Payments)	Total Number of Workers	Total Hours Worked	Caucasian Hours	Total Minority Hours	Total Women Hours	Workforce Score (Total Hours Worked)	Caucasian %	Minority %	Women %	Ethnicity Score (Total Participation)
\$1,244,000.00	\$1,232,810.45	\$70,588.96	5.73%	D	43	3,227.00	2,978.50	248.50	0.00	D	92.30%	7.70%	0.00%	C

Delaware River Joint Toll Bridge Commission

Meeting of September 30, 2024

Completed Construction Projects - Summary's & Scores (IBE Payments, Workforce Hours & Ethnicity Participation)

Date: From 07/01/2014 To 08/31/2024

IBE Payments Legend	
Score Rankings	IBE Commitment Participation
A+	45% & above
A	35% to 44.9%
B+	30% to 34.9%
B	25% to 29.9%
C+	20% to 24.9%
C	15% to 19.9%
D+	10% to 14.9%
D	5% to 9.9%
F	4.9% & below

Total of all Primes Contract Values \$572,897,131.55

Total Payments to all Primes \$542,058,206.53

Total Payments to all IBEs \$108,408,889.53

IBE Target 25.00%

IBE Actual 20.00%

Workforce Utilization Legend		
Score Rankings	Workforce Commitment Participation	Ethnicity & Gender Participation
A+	30% & above	25% & above
A	25% to 29.9%	15% to 24.9%
B+	20% to 24.9%	over 15%
B	15% to 19.9%	10% to 14.9%
C+	10% to 14.9%	over 10%
C	10% to 14.9%	7.5% to 9.9%
D+	5% to 9.9%	over 7.5%
D	5% to 9.9%	5% to 7.4%
F	4.9% & below	4.9% & below

T-719A ROAD-CON Delaware Water Gap Toll Bridge Facility Westbound Toll Plaza Roadway and NJ Approach Repairs.														
Payments Summary					Workforce Hours Summary 23.68%					Ethnicity Participation Summary				
Total Contracts Value	Total Prime P / T / D	Total IBE P / T / D	Total IBE %	Payments Score (Total IBE Payments)	Total Number of Workers	Total Hours Worked	Caucasian Hours	Total Minority Hours	Total Women Hours	Workforce Score (Total Hours Worked)	Caucasian %	Minority %	Women %	Ethnicity Score (Total Participation)
\$3,773,197.85	\$3,554,825.27	\$610,051.82	17.16%	C	123	9,822.57	7,915.77	1,906.80	419.50	B+	80.59%	19.41%	4.27%	A

T-730A BRACY Southern Operations & Maintenance Facilities Improvements Trenton Morrisville Salt Operations														
Payments Summary					Workforce Hours Summary 6.85%					Ethnicity Participation Summary				
Total Contracts Value	Total Prime P / T / D	Total IBE P / T / D	Total IBE %	Payments Score (Total IBE Payments)	Total Number of Workers	Total Hours Worked	Caucasian Hours	Total Minority Hours	Total Women Hours	Workforce Score (Total Hours Worked)	Caucasian %	Minority %	Women %	Ethnicity Score (Total Participation)
\$3,275,000.00	\$3,234,621.97	\$450,025.89	13.91%	D+	57	5,831.08	5,471.58	359.50	40.00	D	93.83%	6.17%	0.69%	D

TS-639B MOUNT CONSTRUCTION - Lower Trenton TSB Approach Roadways Improvements														
Payments Summary					Workforce Hours Summary 0.00%					Ethnicity Participation Summary				
Total Contracts Value	Total Prime P / T / D	Total IBE P / T / D	Total IBE %	Payments Score (Total IBE Payments)	Total Number of Workers	Total Hours Worked	Caucasian Hours	Total Minority Hours	Total Women Hours	Workforce Score (Total Hours Worked)	Caucasian %	Minority %	Women %	Ethnicity Score (Total Participation)
\$2,731,688.30	\$2,090,794.00	\$2,090,794.00	100.00%	A+	0	0.00	0.00	0.00	0.00	N/A	0.00%	0.00%	0.00%	N/A

TS-650A ROAD-CON - RIVERTON BELVIDERE TSB														
Payments Summary					Workforce Hours Summary 0.00%					Ethnicity Participation Summary				
Total Contracts Value	Total Prime P / T / D	Total IBE P / T / D	Total IBE %	Payments Score (Total IBE Payments)	Total Number of Workers	Total Hours Worked	Caucasian Hours	Total Minority Hours	Total Women Hours	Workforce Score (Total Hours Worked)	Caucasian %	Minority %	Women %	Ethnicity Score (Total Participation)
\$708,707.00	\$652,738.50	\$28,347.48	4.34%	F	0	0.00	0.00	0.00	0.00	N/A	0.00%	0.00%	0.00%	N/A

TS-677A SPARWICK - SF TSB Interim Deck Repairs on I-95														
Payments Summary					Workforce Hours Summary 13.62%					Ethnicity Participation Summary				
Total Contracts Value	Total Prime P / T / D	Total IBE P / T / D	Total IBE %	Payments Score (Total IBE Payments)	Total Number of Workers	Total Hours Worked	Caucasian Hours	Total Minority Hours	Total Women Hours	Workforce Score (Total Hours Worked)	Caucasian %	Minority %	Women %	Ethnicity Score (Total Participation)
\$999,656.00	\$999,656.00	\$999,656.00	100.00%	A+	8	580.00	501.00	79.00	0.00	C	86.38%	13.62%	0.00%	B

TS-687A CARR & DUFF - Lower Trenton Toll Supported Bridge Replacement of Sign Lighting Elements														
Payments Summary					Workforce Hours Summary 1.50%					Ethnicity Participation Summary				
Total Contracts Value	Total Prime P / T / D	Total IBE P / T / D	Total IBE %	Payments Score (Total IBE Payments)	Total Number of Workers	Total Hours Worked	Caucasian Hours	Total Minority Hours	Total Women Hours	Workforce Score (Total Hours Worked)	Caucasian %	Minority %	Women %	Ethnicity Score (Total Participation)
\$647,000.00	\$647,000.00	\$163,632.58	25.29%	B	14	2,734.00	2,693.00	41.00	0.00	F	98.50%	1.50%	0.00%	F

TS-699A CARR & DUFF LOWER TRENTON TSB APPROACH TRAFFIC SIGNAL EQUIPMENT UPGRADES														
Payments Summary					Workforce Hours Summary 28.52%					Ethnicity Participation Summary				
Total Contracts Value	Total Prime P / T / D	Total IBE P / T / D	Total IBE %	Payments Score (Total IBE Payments)	Total Number of Workers	Total Hours Worked	Caucasian Hours	Total Minority Hours	Total Women Hours	Workforce Score (Total Hours Worked)	Caucasian %	Minority %	Women %	Ethnicity Score (Total Participation)
\$161,150.37	\$161,150.32	\$61,169.00	37.96%	A	11	433.00	309.50	123.50	0.00	A	71.48%	28.52%	0.00%	A+

Delaware River Joint Toll Bridge Commission

Meeting of September 30, 2024

Completed Construction Projects - Summary's & Scores (IBE Payments, Workforce Hours & Ethnicity Participation)

Date: From 07/01/2014 To 08/31/2024

IBE Payments Legend	
Score Rankings	IBE Commitment Participation
A+	45% & above
A	35% to 44.9%
B+	30% to 34.9%
B	25% to 29.9%
C+	20% to 24.9%
C	15% to 19.9%
D+	10% to 14.9%
D	5% to 9.9%
F	4.9% & below

Total of all Primes Contract Values \$572,897,131.55

Total Payments to all Primes \$542,058,206.53

Total Payments to all IBEs \$108,408,889.53

IBE Target 25.00%

IBE Actual 20.00%

Workforce Utilization Legend		
Score Rankings	Workforce Commitment Participation	Ethnicity & Gender Participation
A+	30% & above	25% & above
A	25% to 29.9%	15% to 24.9%
B+	20% to 24.9%	over 15%
B	15% to 19.9%	10% to 14.9%
C+	10% to 14.9%	over 10%
C	10% to 14.9%	7.5% to 9.9%
D+	5% to 9.9%	over 7.5%
D	5% to 9.9%	5% to 7.4%
F	4.9% & below	4.9% & below

TTS-723A J FLETCHER CREAMER On Call Beam Guide Rail & Attenuator Replacement														
Payments Summary					Workforce Hours Summary 38.70%					Ethnicity Participation Summary				
Total Contracts Value	Total Prime P/T/D	Total IBE P/T/D	Total IBE %	Payments Score (Total IBE Payments)	Total Number of Workers	Total Hours Worked	Caucasian Hours	Total Minority Hours	Total Women Hours	Workforce Score (Total Hours Worked)	Caucasian %	Minority %	Women %	Ethnicity Score (Total Participation)
\$1,376,666.00	\$756,232.60	\$113,829.53	15.05%	C	55	2,315.50	1,419.50	896.00	0.00	A+	61.30%	38.70%	0.00%	A+

TTS-736A RCC BUILDERS & DEVELOPERS - (IBE) JOC for Building and Facility Work North Region														
Payments Summary					Workforce Hours Summary 48.50%					Ethnicity Participation Summary				
Total Contracts Value	Total Prime P/T/D	Total IBE P/T/D	Total IBE %	Payments Score (Total IBE Payments)	Total Number of Workers	Total Hours Worked	Caucasian Hours	Total Minority Hours	Total Women Hours	Workforce Score (Total Hours Worked)	Caucasian %	Minority %	Women %	Ethnicity Score (Total Participation)
\$3,000,000.00	\$68,665.26	\$68,665.26	100.00%	A+	2	334.00	172.00	162.00	0.00	A+	51.50%	48.50%	0.00%	A+

TTS-737A RCC BUILDERS & DEVELOPERS - Job Order Contracting for Building & Facility Work SOUTH REGION														
Payments Summary					Workforce Hours Summary 19.88%					Ethnicity Participation Summary				
Total Contracts Value	Total Prime P/T/D	Total IBE P/T/D	Total IBE %	Payments Score (Total IBE Payments)	Total Number of Workers	Total Hours Worked	Caucasian Hours	Total Minority Hours	Total Women Hours	Workforce Score (Total Hours Worked)	Caucasian %	Minority %	Women %	Ethnicity Score (Total Participation)
\$3,500,000.00	\$1,163,694.08	\$1,163,694.08	100.00%	A+	35	1,002.26	807.50	194.76	4.50	B	80.57%	19.43%	0.45%	A

Delaware River Joint Toll Bridge Commission

Meeting of September 30, 2024

Completed Professional Services Projects Payments Detail Report

Date: From 07/01/2014 To 08/31/2024

IBE Payments Legend	
Score Rankings	IBE Commitment Participation
A+	45% & above
A	35% to 44.9%
B+	30% to 34.9%
B	25% to 29.9%
C+	20% to 24.9%
C	15% to 19.9%
D+	10% to 14.9%
D	5% to 9.9%
F	4.9% & below

Summary	Contract Value	Prime P / T / D	IBE P / T / D	IBE Actual	Score
Professional and Construction Projects Totals	\$636,230,135.62	\$598,347,496.19	\$125,196,926.74	20.92%	C+
Professional Services Projects Totals	\$63,333,004.07	\$56,289,289.66	\$16,788,037.21	29.82%	B

Prime Consultants	IBE Firm	Project Title	Contract Value	Prime P / T / D	IBE P / T / D	IBE Actual	Score
Burns Engineering, Inc.		C-508A BURNS - I-78 Maintenance Garage Expansion	\$717,042.74	\$717,042.74	\$305,795.94	42.65%	A
Gannett Fleming Inc. - Camp Hill, PA		C-644A GANNETT - I-78 Bridges & Approach Slab Rehabilitation	\$651,157.49	\$600,565.63	\$42,925.47	7.15%	D
Ammann & Whitney		C-650A AMMANN - Riverton / Belvidere TSB Critical Member Strengthening - Design	\$517,538.84	\$451,072.33	\$36,347.80	8.06%	D
Joseph Jingoli & Son, Inc.		C-657A JINGOLI - TOA / Building Construction Management Services - PA Assignment Level 3 Toll Bridge Facilities Energy Contract	\$300,000.00	\$297,447.96	\$13,380.00	4.50%	F
McCormick Taylor, Inc.		C-662A McCORMICK - SFB Replacement Public Involvement Services	\$1,800,016.87	\$1,566,323.71	\$382,985.84	24.45%	C+
Pennoni Associates Inc		C-663A PENNONI - SFB Replacement Project Traffic Engineering Services Pre-construction Traffic Study	\$248,468.49	\$237,424.67	\$118,547.24	49.93%	A+
Cherry, Weber & Associates, P.C.		C-684A-1/2 Van Cleef Engineering Associates, LLC - formally - CHERRY WEBER ENG.-General Engineering Services 2015-2018 Annual Inspections for contract C-684A-1	\$1,222,340.65	\$1,222,340.65	\$292,358.15	23.92%	C+
Johnson, Mirmiran and Thompson, Inc.		C-696A JMT - TOA / Engineering Services - PA Assignment	\$500,000.00	\$436,347.22	\$92,842.42	21.28%	C+
Rummel, Klepper and Kahl, LLP		C-701A RK&K - TOA / Engineering Services for Electronic Toll Collection Systems	\$500,000.00	\$461,812.98	\$91,464.15	19.81%	C
IH Engineers, P.C. (IBE Prime)	MBE	C-702B IH ENGS (IBE)- STRUCTURAL / CIVIL TASK ORDER AGREEMENT - NJ ASSIGNMENT	\$1,000,000.00	\$863,109.07	\$863,109.07	100.00%	A+
Urban Engineers, Inc.		C-703A URBAN - TOA / Construction Management Services for PA Assignment	\$500,000.00	\$445,990.62	\$89,676.75	20.11%	C+
Greenman-Pedersen, Inc.		C-704A GPI / New Hope-Lambertville Toll Bridge Salt Storage Building - CM/CI Services	\$610,145.27	\$610,145.27	\$26,570.72	4.35%	F
USA Architects (IBE Prime)	SBE	C-707A USA - Commission Administration Building at Scudder Falls	\$1,376,451.71	\$1,376,354.11	\$1,376,354.11	100.00%	A+
Pennoni Associates Inc		C-715A PENNONI ASSOCIATES INC -Structural/Civil Task Order Agreement - PA Assignment	\$1,000,000.00	\$826,516.45	\$198,308.65	23.99%	C+
KS Engineers, P.C. (IBE Prime)	MBE	C-733A KS ENGINEERS, P.C. - CONSTRUCTION MANAGEMENT SERVICES TASK ORDER AGREEMENT FOR PROFESSIONAL ENGINEERING SERVICES	\$500,000.00	\$459,522.55	\$459,522.55	100.00%	A+
Pickering, Corts & Summerson, Inc. (IBE Prime)	SBE	C-757A - PICKERING, CORTS & SUMMERSON -- SBE - PROFESSIONAL ENGINEERING SERVICES FOR THE GENENRAL ENGINEERING SERVICES 2021-2021 ANNUAL INSPECTION	\$1,280,000.00	\$531,101.62	\$531,101.62	100.00%	A+
Jacobs Engineering Group Inc.		CI-566A JACOBS - Portland / Columbia Toll Bridge Approach Roadways Improvements	\$532,349.00	\$476,991.53	\$144,473.11	30.29%	B+
Jacobs Engineering Group Inc.		CI-665A JACOBS - SFB Replacement Project Engineering Services for PA Noise Walls Construction	\$626,965.76	\$626,933.76	\$44,766.05	7.14%	D
TRC Engineers		CI-671A TRC - SFB Replacement Project Engineering Services for PA Approach Improvements	\$6,515,220.03	\$4,191,312.55	\$1,401,556.53	33.44%	B+
WSP/PARSONS BRINCKERHOFF, INC		CI-672A PARSONS (WSP) - SFB Replacement Project Engineering Services for Main River Bridge Replacement	\$7,776,718.32	\$5,398,968.46	\$1,398,298.09	25.90%	B
Gannett Fleming Inc. - Camp Hill, PA		CI-673A GANNETT - SFB Replacement Project Engineering Services for NJ Approach Construction	\$6,568,103.32	\$6,084,459.84	\$1,932,944.20	31.77%	B+
STV Inc. - Trenton, NJ		CM-508A STV - I-78 Maintenance Garage Expansion Engineering Services for Construction Management	\$586,402.81	\$582,335.21	\$44,851.79	7.70%	D
Greenman-Pedersen, Inc.		CM-644A GPI - I-78 Bridges and Approach Slabs Rehabilitation Construction Management / Inspection Services	\$1,545,442.08	\$1,429,603.53	\$266,934.72	18.67%	C

*Met or Exceeded the Target

*Did Not Meet the Target

*P/T/D = Paid To Date

Delaware River Joint Toll Bridge Commission

Meeting of September 30, 2024

Completed Professional Services Projects Payments Detail Report

Date: From 07/01/2014 To 08/31/2024

IBE Payments Legend	
Score Rankings	IBE Commitment Participation
A+	45% & above
A	35% to 44.9%
B+	30% to 34.9%
B	25% to 29.9%
C+	20% to 24.9%
C	15% to 19.9%
D+	10% to 14.9%
D	5% to 9.9%
F	4.9% & below

Prime Consultants	IBE Firm	Project Title	Contract Value	Prime P / T / D	IBE P / T / D	IBE Actual	Score
Greenman-Pedersen, Inc.		CM-664A GPI - SFB Replacement Project PA Noise Walls Construction Management Services	\$912,693.42	\$849,622.00	\$137,484.89	16.18%	C
Hill International, Inc. - Philadelphia, PA		CM-669A HILL - SFB Replacement Project Construction Management Services	\$25,015,066.98	\$25,015,064.91	\$6,459,687.39	25.82%	B
Joseph Jingoli & Son, Inc.		CM-707A JINGOLI - Commission Administration Building at Scudder Falls - Construction Management Services	\$530,880.29	\$530,880.29	\$35,749.96	6.73%	D

*Met or Exceeded the Target

*Did Not Meet the Target

*P/T/D = Paid To Date

**Delaware River Joint Toll Bridge Commission
Meeting of September 30, 2024**

MINORITY, WOMEN AND SMALL BUSINESS ENTERPRISE PROGRAM

The Delaware River Joint Toll Bridge Commission implemented a one-year Minority Business Enterprise (MBE) pilot program, with a 7% participation goal, and the Women Business Enterprise (WBE) pilot program with a 3% goal. These goals applied to consultants and contractors' participating in the Commission's Capital Program and were effective on September 1, 2008.

At its December 2008 Commission Meeting, the Commission revised the pilot program to specify a 25% Small Business Enterprise (SBE) goal to New Jersey assigned consultant contracts in lieu of the previously specified 7% MBE and 3% WBE goals.

At its December 2010 Commission Meeting, due to the success of the Commission's MWSBE Pilot Program, the Delaware River Joint Toll Bridge Commission adopted a resolution for permanent status of the Minority Business Enterprise (MBE) program, with a 7% participation goal, and the Women Business Enterprise (WBE) program with a 3% goal, and the Small Business Enterprise (SBE) program with a 25% goal. These goals apply to consultants and contractors' participating in the Commission's Capital Program.

The Contract Compliance Department continues to monitor, update and analyze the payments for the MWSBE diversity program.

- a) PA Assigned Professional Services Contracts: 7% MBE and 3% WBE
- b) No State Assigned Professional Services Contracts: 7% MBE and 3% WBE
- c) Capital Plan Construction Contracts: 7% MBE and 3% WBE
- d) NJ Assigned Professional Services Contracts: 25% SBE

Numerous diversified businesses have benefited and continue to benefit from the Commission's previous M/W/SBE Program. The number of Contracts awarded during the MWSBE Program are as follows:

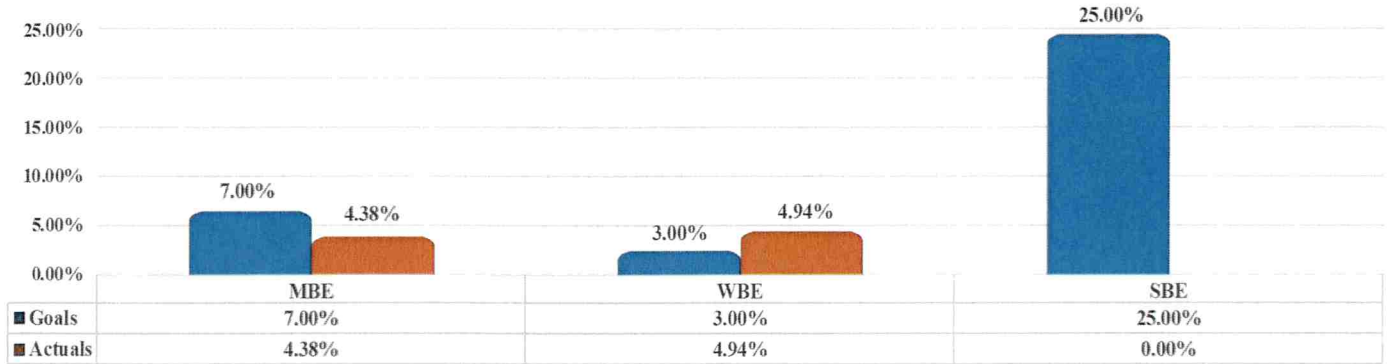
- Active Projects: 1
- Completed Projects: 76
- Total Capital Program Projects: 77
- Total Number of Contractors: 180

As of July 1, 2014 projects fall into the status now commonly referred to as IBE (Identified Business Enterprise) with a projected target to be or to exceed 25% of the total project award amount.

**Delaware River Joint Toll Bridge Commission
Meeting of September 30, 2024**

ACTIVE and COMPLETED (MWSBE) PROJECTS PAYMENTS

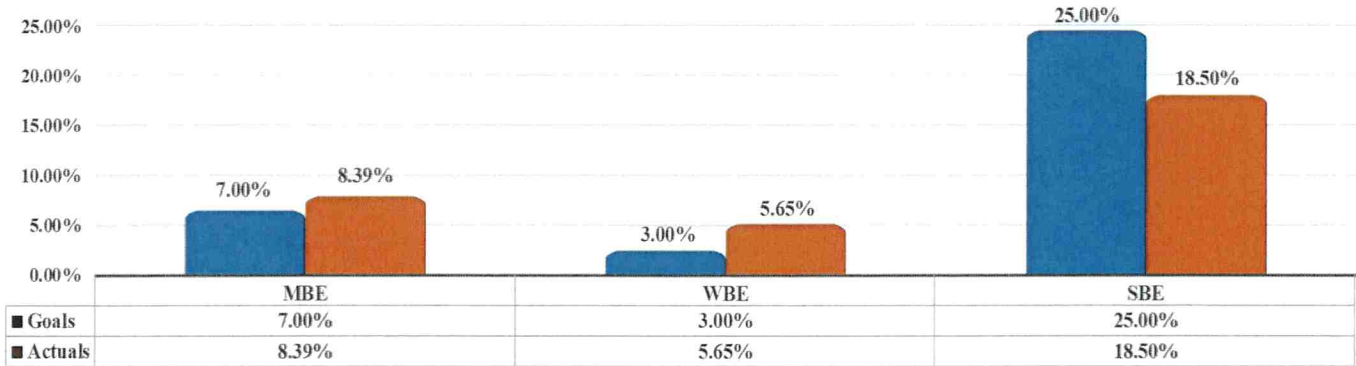
ACTIVE (MWSBE) PROJECTS



M/WBE Actual Summary Totals	MBE		WBE		SBE Actual Summary Totals	SBE	
	ACTUAL	PAYMENTS	ACTUAL	PAYMENTS		ACTUAL	PAYMENTS
	\$2,807,501.91	4.38%	\$1,319,428.97	4.94%		\$1,488,072.94	\$0.00

PROJECT NO.	CONTRACTOR / CONSULTANT	PROJECT VALUE	TOTAL PAYMENTS TO DATE	MBE GOAL 7%	MBE PAYMENTS	WBE GOAL 3%	WBE PAYMENTS	SBE GOAL 25%	SBE PAYMENTS
C-502A	AECOM Transp.	\$ 30,397,000.00	\$ 30,135,435.99	4.38%	\$ 1,319,428.97	4.94%	\$ 1,488,072.94		\$ -

COMPLETED (MWSBE) PROJECTS



M/WBE Actual Summary Totals	MBE		WBE		SBE Actual Summary Totals	SBE	
	ACTUAL	PAYMENTS	ACTUAL	PAYMENTS		ACTUAL	PAYMENTS
	\$141,820,320.30	8.39%	\$11,903,166.05	5.65%		\$8,008,051.95	\$18,938,470.71

The details relative to the Completed Projects data above are available on the following pages.

**Delaware River Joint Toll Bridge Commission
Meeting of September 30, 2024**

**Minority, Women and Small Business Enterprise Payment Reporting
Completed Contracts**

*Categories highlighted below indicates the Prime has either met or exceeded the target.

PROJECT NO.	CONTRACTOR / CONSULTANT	CONTRACT VALUE	MBE GOAL 7.0 %	MBE PAYMENTS	WBE GOAL 3.0 %	WBE PAYMENTS	SBE GOAL 25.0 %	SBE PAYMENTS
DB-427B	A.P. Construction	\$ 4,356,866.00	10.00%	\$ 435,686.60	7.30%	\$ 318,051.22		
T/TS-573A	A.P. Construction	\$ 7,823,588.00	7.69%	\$ 601,633.92	4.92%	\$ 384,920.53		
T-440BR	A.P. Construction	\$ 4,608,295.33	11.70%	\$ 539,170.55	7.33%	\$ 337,788.05		
TTS-476A-2	A.P. Construction	\$ 3,511,153.06	7.20%	\$ 252,803.02	5.50%	\$ 193,113.42		
T-472A	Allied Painting	\$ 15,595,983.76	9.70%	\$ 1,512,810.42	15.00%	\$ 2,339,397.56		
C-443A	Ammann & Whitney	\$ 770,909.81	10.00%	\$ 77,090.98	14.00%	\$ 107,927.37		
C-445A	Ammann & Whitney	\$ 920,304.08	7.20%	\$ 66,261.89	3.20%	\$ 29,449.73		
C-629B	Michael Baker	\$ 500,000.00					2.79%	\$ 13,937.96
T-474A	Bracy Contracting	\$ 2,660,000.00	6.05%	\$ 160,930.00	2.87%	\$ 76,342.00		
C-474A	Brinjac	\$ 287,603.87	8.00%	\$ 23,008.31	9.00%	\$ 25,884.35		
C-627A	Buchart Horn	\$ 132,374.35						
C-598A	Burns Group	\$ 408,272.00					8.00%	\$ 32,661.76
C-454A	Carroll Engineers	\$ 500,000.00	18.10%	\$ 90,500.00	5.90%	\$ 29,500.00		
C-543A	Cherry Weber	\$ 612,233.00					28.30%	\$ 173,261.94
C-639A	Cherry Weber	\$ 401,455.40	18.10%	\$ 72,663.43	5.90%	\$ 23,685.87		
T-498A	Cornell & Co.	\$ 1,999,015.22	9.30%	\$ 185,908.42	6.30%	\$ 125,937.96		
T-554A	Dayspring Electric	\$ 232,117.66						
C-628A	Dewberry	\$ 474,625.86	9.69%	\$ 46,014.78	13.27%	\$ 62,999.77	9.12%	\$ 43,294.17
C-454B	French & Parello	\$ 500,000.00					17.00%	\$ 85,000.00
C-627B	French & Parello	\$ 276,851.59					5.70%	\$ 28,487.21
C-453A	Gannett Fleming	\$ 1,000,000.00	5.33%	\$ 53,300.00	0.87%	\$ 8,700.00		\$ -
C-598B	Gannett Fleming	\$ 367,353.90					8.95%	\$ 32,878.17
C-566A	Greenman Pedersen	\$ 350,675.02	9.54%	\$ 33,464.64	0.83%	\$ 2,924.37		\$ -
C-599B	Greenman Pedersen	\$ 1,000,000.00					4.00%	\$ 40,000.00
CM-437A	Greenman Pedersen	\$ 2,559,020.59					19.50%	\$ 499,009.02
CM-440B	Greenman Pedersen	\$ 753,336.71					17.64%	\$ 132,888.60
T-441A	H & G Contractors	\$ 1,586,698.00	6.60%	\$ 104,722.07	1.57%	\$ 24,911.16		
C-530A	Hill International	\$ 400,000.00	2.50%	\$ 10,000.00				
CM-427B	Hill International	\$ 629,749.00					13.60%	\$ 85,645.86
CM-447B	Hill International	\$ 973,401.52	4.10%	\$ 39,909.46	2.10%	\$ 20,441.43		
CM-442A	Hill International	\$ 319,826.73					25.14%	\$ 80,404.44
CM-573A	Hill International	\$ 1,038,384.48	6.20%	\$ 64,379.84	5.80%	\$ 60,226.30		
C-629A	Hill International	\$ 147,560.34					13.66%	\$ 40,993.70
T-506A	HRI	\$ 13,727,411.69	7.17%	\$ 984,255.42	2.91%	\$ 399,467.68		
TS-505A	IEW	\$ 661,352.00	55.00%	\$ 363,743.60	8.93%	\$ 59,058.73		
DB-563A	J. Fletcher Creamer	\$ 1,283,717.00	15.00%	\$ 192,557.55	4.00%	\$ 51,348.68		
TTS-634AR	J. Fletcher Creamer	\$ 896,808.00	8.35%	\$ 74,885.53	0.42%	\$ 3,755.75		
T-437A	J.D. Eckman	\$ 24,412,321.90	7.48%	\$ 1,826,041.68	3.04%	\$ 742,134.59		

**Delaware River Joint Toll Bridge Commission
Meeting of September 30, 2024**

**Minority, Women and Small Business Enterprise Payment Reporting
Completed Contracts**

*Categories highlighted below indicates the Prime has either met or exceeded the target.

PROJECT NO.	CONTRACTOR / CONSULTANT	CONTRACT VALUE	MBE GOAL 7.0 %	MBE PAYMENTS	WBE GOAL 3.0 %	WBE PAYMENTS	SBE GOAL 25.0 %	SBE PAYMENTS
C-549AR	Jacobs Engineering	\$ 445,549.98	8.02%	\$ 35,745.16	3.11%	\$ 13,866.11		
TS-442A	James A. Anderson	\$ 2,149,268.62	6.30%	\$ 135,403.92	1.30%	\$ 27,940.49		
TS-443A	James A. Anderson	\$ 2,461,975.00			6.10%	\$ 150,180.48		
T-543A	James D. Morrissey	\$ 6,683,640.40	4.80%	\$ 320,814.74	8.64%	\$ 577,466.53		
CM-444A	JMT	\$ 905,196.00	9.50%	\$ 85,993.62	2.80%	\$ 25,345.49		
CM-506A	JMT	\$ 1,459,000.00	7.65%	\$ 111,613.50	2.40%	\$ 35,016.00		
CM-543A	JMT	\$ 752,729.58					30.60%	\$ 230,335.25
C-506A	K.S. Engineers	\$ 1,156,622.33	63.38%	\$ 733,067.23	13.44%	\$ 155,450.04		
TTS-476A-1	Kyle Conti	\$ 4,128,641.00	0.09%	\$ 3,715.78	9.00%	\$ 371,577.69		
C-628B	Louis Berger Group	\$ 781,897.95					9.21%	\$ 92,111.29
C-599A	McCormick & Taylor	\$ 259,868.37			0.01%	\$ 5,000.00		
DB-562A	M.L. Ruberton	\$ 344,492.68	8.30%	\$ 28,592.89	3.80%	\$ 13,090.72		
T-475A	Miniscalco	\$ 68,229.51	2.25%	\$ 1,535.16	1.20%	\$ 818.75		
TS-445A	Neshaminy Contractors	\$ 6,285,926.10	16.90%	\$ 1,062,321.51	2.70%	\$ 169,720.00		
TS-447B	Neshaminy Contractors	\$ 8,955,586.24	8.60%	\$ 770,180.42	2.58%	\$ 231,054.12		
C-437B	Parsons Brinkerhoff	\$ 2,254,674.00					22.54%	\$ 508,203.52
C-437A	Pennoni Associates	\$ 764,181.39					24.00%	\$ 183,403.53
C-556A	Pennoni Associates	\$ 323,615.98					25.21%	\$ 98,228.18
C-455B	Remington & Vernick	\$ 400,000.00					2.49%	\$ 9,960.00
TS-444A	Road-Con	\$ 7,814,850.68	4.87%	\$ 380,583.23	0.31%	\$ 24,226.04		
T-639A	Road-Con	\$ 3,324,313.00			13.90%	\$ 462,079.51		
C-621A	Rummel, Klepper & Kahl	\$ 487,881.64	9.01%	\$ 43,941.24	3.16%	\$ 15,427.54		
T-624A	Sparwick	\$ 874,601.00	7.60%	\$ 66,469.68	0.75%	\$ 6,559.51		
C-440B	Stantec	\$ 728,011.79	4.75%	\$ 34,580.56	2.80%	\$ 20,384.33		
C-440A	Stantec	\$ 405,011.03	4.80%	\$ 19,440.53	6.60%	\$ 26,730.73		
C-600A	STV	\$ 800,000.00					12.60%	\$ 100,800.00
CM-472A	STV	\$ 1,728,385.40					23.80%	\$ 411,355.73
CM-474A	STV	\$ 291,172.17						
C-538A	STV	\$ 500,000.00	1.25%	\$ 6,250.00	31.20%	\$ 156,000.00		
CM-443A	STV	\$ 204,152.63	16.75%	\$ 34,195.37	11.00%	\$ 22,456.79		
CM-445A	STV	\$ 682,064.44					26.00%	\$ 177,336.75
CM-498A	STV	\$ 571,665.66	12.00%	\$ 68,599.88	2.40%	\$ 13,719.98		
C-453B	T & M Associates	\$ 1,000,000.00					18.90%	\$ 189,000.00
C-07-11	Transystems	\$ 747,493.55					21.05%	\$ 157,347.39
C-447B	Transystems	\$ 666,016.64	8.00%	\$ 53,281.33	2.00%	\$ 13,320.33		
CM-476A	Trumbull	\$ 699,250.00	13.60%	\$ 95,098.00	6.10%	\$ 42,654.25		
C-505A	Urban Engineers	\$ 154,598.70					36.50%	\$ 56,428.53
C-539A	URS Corporation	\$ 265,070.69						

DELAWARE RIVER JOINT TOLL BRIDGE COMMISSION

Meeting of September 30, 2024

**OPERATIONS INDEX
FOR
INFORMATION TECHNOLOGY**

SUBJECT	DESCRIPTION	PAGE NUMBER
Information Technology	Status Report Month of July & August 2024	1-2

DELAWARE RIVER JOINT TOLL BRIDGE COMMISSION

Meeting of September 2024

Information Technology Department Report Months of July and August 2024

The following activities under the general heading of Information Technology were recently initiated, accomplished, or performed:

Helpdesk/Deployments:

- Processed 53 work orders for the months of July & August.
- Includes all software support, IT daily tasks, printer and desktop support, Intranet, news and job postings, telephone support, and form design/updates.
- Includes configuration and deployment of desktops, laptops, and cell phones.
- Includes MUNIS, ADP, Maximo, ESS CAD/RMS, and other Enterprise Software updates and maintenance, and EZ-Pass support.

Projects:

MUNIS Upgrade:

- We continue to work on the MUNIS Upgrade. We plan to test and train over the next months and looking at December for the cut-over period.

ESS CAD/RMS Implementation:

- We continue to support the CAD/RMS implementation as the project gets closer to operation. We have trained on the supporting the system and we continue to provide support for user training.
- We are in the process of starting a Mobile Data Terminal upgrade project to allow the Commission patrol vehicles access to the new CAD system.

Recycling and Cleanup:

- IT Department has completed the recycling project. All electronic refuse has been collected and responsibly recycled.

Customer Service Center:

- We have started to support the creation of a new CSC by providing phone system and desktop computer support.

Security, Upgrades, and Migration Initiative:


- We continue to work on infrastructure upgrades throughout The Commission.

DELAWARE RIVER JOINT TOLL BRIDGE COMMISSION

Meeting of September 2024

Meetings Attended:

I have begun to serve on the IAG Technical Committee and have attended the following meetings and/or phone conferences:

 **Every Monday: IAG Tech Committee Call:** General IAG Tech Committee discussion and status. Nothing to report.

**DELAWARE RIVER JOINT TOLL BRIDGE
COMMISSION
Meeting of September 30, 2024**

OPERATIONS

INDEX FOR

TRAINING AND EMPLOYEE SAFETY

SUBJECT	DESCRIPTION	PAGE NUMBER
Training & Employee Safety	Status Reports Month of July 2024	1 of 2

DELAWARE RIVER JOINT TOLL BRIDGE COMMISSION

TRAINING AND EMPLOYEE SAFETY DEPARTMENT

MONTH OF July 2024

The activities delineated below represent meetings, communications, tasks, and accomplishments of the Training and Employee Safety Department for the Month of July 2024

- 7/02 – Coordinated/attended Maximo Refresher Training at EP for (8) maintenance employees (Facilitated by IT Personnel Zacharatos and Simonetta)
- 7/08 - Participated in Departmental Staff Meeting via Microsoft Teams
- 7/09 - Coordinated/facilitated AET Customer Service Training (Week #1/Day #1) at NHL (Instruction provided via Conduent)
- 7/09 - Proctored Toll Sgt Exam (Makeup) at NHL for Mr. Pezzulich
- 7/10 - Coordinated/facilitated AET Customer Service Training (Week #1/Day #2) at NHL (Instruction provided via Conduent)
- 7/10 - Facilitated CPR/AED Certification Training @ SF for (4) Employees
- 7/11 - Coordinated/facilitated Toll Audit Training (Week #1) @ NHL (Instruction provided via the Toll Audit Dept.)
- 7/11 - Attended/participated in the monthly staff meeting via Microsoft Teams
- 7/11 - Provided oversight to TM Maintenance Personnel in removing debris from the pier at the CS Toll Supported bridge (Day #1)
- 7/15 - Provided oversight to SRMC/TM Maintenance Personnel with clearing debris from the pier at the CS/Toll Supported Bridge (Day #2)
- 7/16 - Coordinated/facilitated the Boating Safety Certification Course for (14) Maintenance Employees @ Scudder Falls. (Instructor: NJSP Sgt. Albano)
- 7/16 - Coordinated/facilitated AET Customer Service Training (Week #2/Day #1) at NHL (Instruction provided via Conduent)
- 7/17 - Coordinated/facilitated AET Customer Service Training (Week #2/Day #2) at NHL (Instruction provided via Conduent)
- 7/18 - Coordinated/facilitated Toll Audit Training (Week #2) @ NHL (Instruction provided via the Toll Audit Dept.)
- 7/19 - Facilitated CPR/AED Certification Training @ I 78 for (7) Employees
- 7/23 - Transitioning to Supervisor Training provided to newly promoted PSBS Employee at NHL
- 7/23 - Facilitated CPR/AED Certification Training @ SF for (5) Employees

- 7/23 - Coordinated/facilitated AET Customer Service Training (Week #3/Day #1) at NHL (Instruction provided via Conduent)
- 7/24 - Coordinated/facilitated AET Customer Service Training (Week #3/Day #2) at NHL (Instruction provided via Conduent)
- 7/25 - Coordinated/facilitated Toll Audit Training (Week #3) @ NHL (Instruction provided via the Toll Audit Dept.)
- 7/25 - Coordinated/Chaired the Monthly Workplace Safety Committee Meeting @ I 78
- 7/30 - Provided oversight to PC Maintenance personnel working to trim trees/branches away from light poles (Day #1)
- 7/31 - Provided oversight to PC Maintenance Personnel clearing tree/branches away for light poles (Day #2)
- 7/31 - Attended/participated in a meeting with the DED of Operations, HR Director and affected Maintenance Supervisors to discuss requirements/criteria for the Skilled Maintenance Worker Position

Note: The Commission has transitioned from the Litmos LMS to the ADP Learning Management System. Detailed training statistics are unavailable at this time.

**DELAWARE RIVER JOINT TOLL BRIDGE
COMMISSION
Meeting of September 30, 2024**

OPERATIONS

INDEX FOR

TRAINING AND EMPLOYEE SAFETY

SUBJECT	DESCRIPTION	PAGE NUMBER
Training & Employee Safety	Status Reports Month of August 2024	1 of 2

DELAWARE RIVER JOINT TOLL BRIDGE COMMISSION

TRAINING AND EMPLOYEE SAFETY DEPARTMENT
MONTH OF AUGUST 2024

The activities delineated below represent meetings, communications, tasks, and accomplishments of the Training and Employee Safety Department for the Month of August 2024.

- 8/01 - Inspected the condition of AED's and First Aid Kits at each Toll Supported Bridge Shelter in the Southern Region
- 8/01 - Provided oversight to PC Maintenance Personnel working to clear trees/branches away from light poles (Continuation of Special Project from last month)
- 8/05 - Coordinated the scheduling of training for (3) Maintenance Employees with Somerset Co. in conjunction with CDL Licensing requirements
- 8/06 - Facilitated CPR/AED Certification Training @ SF for (7) Employees
- 8/08 - Coordinated/attended a TES Dept. Meeting @ NHL
- 8/08 - Participated in an ADP Permissions Review meeting via Microsoft Teams
- 8/14 - Facilitated CPR/AED Certification Training @ I 78 for (8) Employees
- 8/14 - Met with the CAO @ SF to discuss 2025 Budget
- 8/15 - Participated in the ADP LMS Optimization Session #1 Meeting via Webex
- 8/21 - Participated in the ADP LMS Optimization Session #2 Meeting via Webex
- 8/22 - Coordinated/chaired the Monthly Workplace Safety Committee Meeting @ PC
- 8/26 - Provided oversight to Maintenance personnel at Washington Crossing Toll Supported Bridge working to remove debris from the pier
- 8/27- Provided oversight to SR Maintenance Personnel @ the Centre Bridge/Stockton TSB working to clear debris from the pier (Day #1)
- 8/28 - Provided oversight to SR Maintenance Personnel @ the Centre Bridge/Stockton TSB Working to remove debris from the pier (Day #2))
- 8/28 - Facilitated CPR/AED Certification Training @ SF for (5) Employees
- 8/28 - Facilitated CPR/AED Certification Training @ DWG for (8) Employees

8/29 - Participated in a Safety Manual Review Meeting @ NHL with HR Rep (Palitto) and Director of Workplace Safety (Hauck)

8/30 - Provided oversight to SR Maintenance Personnel @ Centre Bridge/Stockton working to remove debris from the pier (Day #3)

Note: The Commission has transitioned from the Litmos LMS to the ADP Learning Management System. Detailed training statistics are unavailable at this time

DELAWARE RIVER JOINT TOLL BRIDGE COMMISSION

Meeting of September 30, 2024

COMMUNICATIONS

The following Pages reflect the reports on those items assigned to the Communications Department. Each item is reported separately and page numbered accordingly.

DELAWARE RIVER JOINT TOLL BRIDGE COMMISSION
Meeting of September 30, 2024

OPERATIONS INDEX
FOR
COMMUNICATIONS

SUBJECT	DESCRIPTION	PAGE NUMBER
Communications	Status Report Month of July & August 2024	1-8

DELAWARE RIVER JOINT TOLL BRIDGE COMMISSION
Meeting of September 30, 2024

COMMUNICATIONS REPORT
July 2024

• **COMMISSION AWARENESS EFFORTS:**

Annual Report – Completed all written content for annual report. Vetted final articles:

- Scudder Falls awards
- Baker Scudder Falls project video
- Jim Petrino retirement
- Bushkill Street Bridge (E-P) film footage
- Northampton Street Bridge Rehabilitation mainbar
- Cashless tolling conversion plan announcement
- Southern region maintenance improvements
- Hungarian bridge kinship
- S&P upgrade sidebar
- Toll operations departmental changes
- Security/public safety response commendations

Conveyed all articles to Bellevue Communications for proofreading. Incorporated recommended changes from Pete Peterson on four articles and returned to Alex Styer for final package. Culled together photographs and other graphic content for use in the annual report. Communicated with Alex Styer about additional photographs needed to complete the package for design. These photographs have been obtained. The entire package of written and image-based content has been conveyed to the design team.

Deaths of Former Commissioners Garret Van Vliet and Gloria Decker – Wrote and vetted news releases on the deaths of two former commissioners – Garret Van Vliet and Gloria Decker. The news items cited the contributions of the two former commissioners, both of whom hailed from the Phillipsburg, N.J. area. Each release included quotes from Chairman Aladar Komjathy, Vice Chair Pamela Janvey and Executive Director Joe Resta. These were distributed to media outlets and posted on the Commission’s website.

New Hope-Lambertville Toll-Supported Bridge – Drafted a detailed press release with accompany newspaper clippings to herald the 120th anniversary of the current New Hope-Lambertville Bridge’s opening to traffic in July 1904. The release had an interesting hook, citing the fact that the bridge’s precise opening date is unknown because the news clippings from 1904 cite conflicting dates. As for the rehabilitation project now underway at the bridge, a series of press releases were issued in advance of the bridge’s walkway shutdown and corresponding opening of a temporary walkway across the bridge’s road deck.

Washington Crossing Toll-Supported Bridge NEPA-Process – Responded to more inquires/comments concerning the Commission’s pursuit of a NEPA-process consultant team to explore future status of the Commission’s operationally challenged Washington Crossing Bridge. NEPA-process contract was awarded in June. Responded to interview request from freelance writer attempting to write an article about the bridge and possible future replacement.

DELAWARE RIVER JOINT TOLL BRIDGE COMMISSION
Meeting of September 30, 2024

Uhlerstown-Frenchtown Toll-Supported Bridge Rehabilitation Project – Issued a press release advancing the July 12 close of the public comment period on preliminary-design materials made available at two June open houses and subsequently posted on a project-specific webpage. Project planning has now advanced to the final design.

AET Conversion – Continued the public-awareness campaign for the phased-in conversion of conventional cash/E-ZPass Commission tolling points to all-electronic collections. A press release was issued to announce the hiring of an engineering firm to design an open-road cashless AET facility at the low-traffic-volume New Hope-Lambertville (Route 202) Toll Bridge. Under the contract, the firm is to develop two prototype AET designs: one for low-volume toll bridges and another for high-volume toll bridges.

Trenton-Morrisville (Route 1) Toll Bridge Paving/Concrete Deck Sealing/Repairs Contract – Issued a press release announcing the contract award for a project that will take place over the remaining months of the year in the vicinity of the Trenton-Morrisville (Route 1) Toll Bridge. The project contract was awarded at the Commission’s June 29 meeting and involves milling and paving, roadway repairs, and deck sealing. Work will take place at the toll bridge, its highway approaches, and nearby exit and entry ramps.

Exigent Masonry Repairs to Four Toll-Supported Bridges – Drafted and distributed a press release announcing the start of an exigent project to repair failing mortar and loose stones on the mid-19th century piers supporting four Commission toll-supported bridges. The work is being prioritized to address the bridges in this order: Lumberville-Raven Rock, Calhoun Street, Washington Crossing, and Riverton-Belvidere. The repairs are not anticipated to affect motorists or pedestrians.

Temporary 24/7 Walkway Closure at Riverton-Belvidere Toll-Supported Bridge – Working with Community Affairs Director Jodee Inscho and Program Manager-Structures Michael McCandless, produced, distributed, and posted a press release announcing a 35-day around-the-clock closure of the Riverton-Belvidere Toll Supported Bridge’s walkway. Also worked with Inscho and other Commission personnel to establish a limited in-house ride service for car-less residents of a trailer park on the bridge’s Riverton side.

• **MEDIA RELATIONS:**

Hot Topics: Bridge Commission approves Washington Crossing Bridge study (hires engineering firm); contract approved for New Hope-Lambertville (Route 202) Toll Bridge all-electronic toll gantry; \$5.98 million in upgrades coming to Trenton-Morrisville (Route 1) Toll Bridge; temporary pedestrian walkway shift at New Hope-Lambertville Toll-Supported Bridge; travel restrictions for portion of I-78 in Warren County, N.J.; roadway resurfacing scheduled week of July 17 on Commission’s I-78 New Jersey segment; Upper Makefield advances plan to designate Taylorsville village as an historic district; New Hope-Lambertville walkway switch rescheduled; overnight lane closures for paving on I-78 eastbound; Newtown Township (PA.) mail thieves cross Scudder Falls Toll Bridge discarding mail out windows; five-week-long walkway closure scheduled at Riverton-Belvidere Bridge; former Commissioner Garrett (Gary) Van Vliet passes; single lanes each direction overnight at Northampton Street Toll-Supported Bridge; lane closures scheduled for I-78 repaving and security-improvement project; mid-19th century piers at four

DELAWARE RIVER JOINT TOLL BRIDGE COMMISSION
Meeting of September 30, 2024

Commission bridges need exigent repairs; steel-truss New Hope-Lambertville Bridge turns 120 years old; free courtesy shuttle bus service operates between New Hope and Lambertville while permanent walkway gets replaced; former Commissioner Gloria Decker passes away; Calhoun Street Bridge piers to get repaired.

- **WEBSITE:**

Updated NH-L project two-week lookahead on a weekly basis; update the Uhlerstown-Frenchtown project webpage; updated the New Hope-Lambertville project webpage; posted U-F popup on the homepage; updated the scroll message for changing NH-L walkway closure and temporary walkway opening dates; uploaded and posted 2023 audit cover photo on website; updated the website's homepage pop-up window and banner scroll as warranted; uploaded and posted July meeting agenda; updated the meetings access page for July meeting with Teams Meeting link and teleconferencing number; fixed select incorrect job titles on Management Team page; updated the NH-L project schedule; updated August meeting item to reflect cancellation; updated the NH-L project two-week lookahead on a weekly basis.

- **COMMUNITY AFFAIRS** (Please refer to Community Affairs report):

Coordinated with Community Affairs Director Jodee Inscho concerning walkway signage; reviewed NH-L walkway and shuttle signage; worked with Jodee and security personnel regarding unauthorized video crew at the New Hope-Lambertville Bridge's walkway; facilitated upper management's awareness of trespassers on Commission property in Easton, PA. immediately upstream of the Easton-Phillipsburg (Route 22) Toll Bridge in the vicinity of the Bushkill Creek/Delaware River confluence; coordinated on establishment and start-up of a limited temporary in-house shuttle-bus service during a shutdown of the Riverton-Belvidere Toll-Supported Bridge's walkway in portions of July and August.

INTERNAL/EXTERNAL COMMUNICATIONS

- Recorded a total of 17,264 sessions (visits) on the Commission's website – www.drjtbc.org – during July 2024. That's an increase over the 15,737 sessions recorded in June and the 15,723 experienced in July 2023.
- Fifteen press releases were drafted and issued in July. Many of these have already been mentioned in the Commission Awareness Efforts section of this report. Topics not previously mentioned include lane-closure releases for project-related work on the New Jersey I-78 segment and at or near the Trenton-Morrisville Toll Bridge; and a reminder about the free courtesy shuttle being provided during the replacement of the New Hope-Lambertville Bridge's pedestrian walkway.
- Attended post-AET-in-place stage-1 meeting.
- Attended Teams meeting on FDIC Innovation Spotlight article concerning future toll payment app; reviewed article and marked up deficiencies.
- Posted Facebook item on the close of the Uhlerstown-Frenchtown rehabilitation public comment period.
- Compiled document on Lambertville Facebook page comments concerning the Washington Crossing bridge; distributed to applicable Commission staff.
- Requested refund of misapplied tax on Newspapers.com subscription; refund is to be credited back to the Commission via credit card.
- Vetted Statements of Net Position page content for annual report with CFO Qiyao Zhao.

DELAWARE RIVER JOINT TOLL BRIDGE COMMISSION
Meeting of September 30, 2024

- Attended NH-L project meeting via Teams.
- Contacted former CFO James Petrino regarding Annual Report article; tracked down retirement lunch photo with Commission proclamation.
- Worked with executive director, deputy executive director of operations, community affairs director, and engineering's program manager for structures to establish a temporary in-house shuttle-van service during the Riverton-Belvidere Bridge's walkway shutdown.
- Captured screenshot of Jeff Marshall Facebook item on the former hotel across from the Uhlerstown-Frenchtown Bridge's Pennsylvania approach.
- Attended "walk-through" on Conduent payment app.
- Drafted message change for walkway-oriented variable message signs at NH-LTSB.
- Contact New Hope Free Press editor Tom Sofield regarding NH-L walkway closure date changes.
- Vetted draft Riverton-Belvidere walkway closure release with engineering's Doutsen Hettema and incorporated applicable recommendations.
- Drafted and vetted executive director's message for annual report.
- Posted various Facebook page items on impending walkway closure at NH-LTSB.
- Responded to Courier-Times reporter inquiry on Washington Crossing Bridge.
- Provided answers to WRNJ news reporter Joyce Estey interview questions on Riverton-Belvidere walkway closures.
- Crafted and vetted text for Commission proclamation for security personnel Fitzpatrick, Stites, and Davis's response to a May cardiac arrest incident at the Calhoun Street Bridge; ordered and picked up frames and prepared signed proclamations for insertion into frames; scheduled photographer for July Commission meeting presentation.
- Responded to Frenchtown artist John Schmidtberger's inquiry on his Riegelsville Bridge painting's inclusion in an annual report.
- Sent response to an apparent New Jersey resident (Mac) regarding the Washington Crossing Bridge; suggestions he had relative to the bridge's narrow confines and weight restrictions were sent to appropriate staff.
- Researched possible 2023 photos for Scudder Falls project awards.
- Compiled historic news articles for New Hope-Lambertville Bridge's 120th anniversary.
- Acquired DRPA toll schedule changes and forwarded to CFO Qiyan Zhou.
- Forwarded PA Turnpike E-ZPass scam alert to the E-ZPass department.
- Sent DRJTBC logo Pantone color values info to Purchasing Director Phil Abate.
- Gave interview to writer Mike Sherr inquiry about the Washington Crossing Bridge NEPA process.
- Responded to "contact us" inquiries about Commission's former tokens (Duckwort, and Popow) and NJDOT work east of the Commission's Delaware Water Gap (I-80) Toll Bridge jurisdiction in New Jersey (Hrebenak).
- Discussed with Penn DOT's Ron Young an apparent short-term resolution to extended closure of PA Route 611 between Portland, PA. and Delaware Water Gap, PA.
- Contacted Tara Shepherd of GoHunterdon regarding temporary shuttle service during NH-LTSB walkway-replacement period.
- Responded to Courier Times reporter Jess Rohan concerning paving/repair project in vicinity of Trenton-Morrisville Toll Bridge.
- Attended kickoff meeting on Washington Crossing NEPA process.

DELAWARE RIVER JOINT TOLL BRIDGE COMMISSION
Meeting of September 30, 2024

- Shared shuttle bus and NH-LTSB project info with Marc Saluk, Hunterdon County Economic Development & Tourism Director.
- Forwarded Gloria Decker statement and obituary to NJGlobe political news site.
- Responded – by phone – to motorist inquiry about the expiration of Commission reimbursements for unused toll tokens.
- Provided Executive Director Joe Resta with photograph of former Commission Chairman Chester Errico’s tree and memorial stone outside New Hope-Lambertville (Route 202) Toll Bridge administration building.
- Acquired Hungarian officials’ photo from Chairman Aladar Komjathy.
- Responded to Washington Crossing Bridge inquiry (Green).
- Reviewed all 2023 construction-related photos for Langhorne maintenance site.

DELAWARE RIVER JOINT TOLL BRIDGE COMMISSION
Meeting of September 30, 2024

COMMUNICATIONS REPORT
August 2024

- **COMMISSION AWARENESS EFFORTS:**

Annual Report – The annual report is in design. The first draft is expected to be conveyed for review in early September. The current goal is to get the report online as a PDF by the end of September.

New Hope-Lambertville Toll-Supported Bridge – Crafted and issued a press release announcing that the free daily shuttle service instituted in July will be limited to weekends-only in late August. The service reduction was instituted due to low ridership, including on weekends. The temporary walkway installed on the bridge’s road deck has proven sufficient to carry even peak-demand weekday periods, making the service a fallback option for potential overflow times on weekends. Communications continues to update the project webpage on a regular basis, notably the two-week look ahead section explaining what tasks are currently being executed on the bridge project.

New Jersey State Supreme Court Ruling in Harms Bid Dispute Case – In response to multiple media inquiries, the Communications Department drafted, vetted, and issued a measured media statement on the New Jersey Supreme Court ruling in the Harms bid-dispute case.

Temporary 24/7 Walkway Closure at Riverton-Belvidere Toll-Supported Bridge – Communications issued a brief late-August press release announcing the resumption of walkway access across the Riverton-Belvidere Toll-Supported Bridge. The bridge’s walkway had to be closed for exigent repairs to the wingwalls adjacent to the structure’s Pennsylvania abutment.

Yardleyville Delaware Bridge Company and Yardley-Wilburtha Bridge Research – Conducted research into the former bridge crossing that directly linked Yardley Borough with Ewing Township across the Delaware River. This bridge location is often cited for its scant records and lack of credible details, such as when it first opened and who constructed it. This will be the first time anyone has attempted to put this bridge’s story together accurately. Power-point presentation is scheduled for the Yardley Historical Association on Sept. 12. The Commission never owned this crossing, but the agency managed and maintained it for the two states for over 30 years. Research has involved visits to the New Jersey State Archives and Spruance Library in Doylestown; and copious amounts of online examinations of old publications, records, images, and news clippings on the Internet. Outreach to covered wooden bridge expert Scott Bomboy, Hunterdon County Historical Society, historian Robert Hunter and others. Pete Peterson of Bellevue Communications provided valuable assistance tracking down Pennsylvania legislative measures authorizing establishment of a Yardleyville Delaware Bridge Company in 1835.

DELAWARE RIVER JOINT TOLL BRIDGE COMMISSION
Meeting of September 30, 2024

- **MEDIA RELATIONS:**

Hot Topics: Riverton-Belvidere walkway reopened; lane closures planned for Washington Crossing Bridge inspections; free courtesy shuttle shifting to weekends only at New Hope-Lambertville; ongoing New Hope-Lambertville Bridge rehabilitation nears completion (not so); Yardley’s Bridges across the Delaware River talk planned; overnight travel restrictions on I-78; meet New Jersey’s 10 appointed U.S. Senators (wrongly identifies David Baird as a DRJTBC commissioner); three-hour closure of New Hope-Lambertville Bridge scheduled for Aug. 16; 120th anniversary of New Hope-Lambertville Bridge, but what date?; mid-19th century stone piers at four river bridges need exigent repairs; overnight single-lane travel restrictions scheduled during week of Aug. 5 for I-78 in Warren County; NJ Supreme Court restores bistate agency’s ability to issue certain union agreements; NJ interstate project labor agreements survive legal attack; delays expected on Trenton-Morrisville Bridge for two days.

- **WEBSITE:**

Posted RFP for financial advisory services. Periodically updated the homepage scroll message and popup window for upcoming scheduled travel restrictions or other communications purposes. Posted financial audit services RFP addendum for inquiries and responses at request of Chief Financial Officer Qiyang Zhao. Posted lane-closure travel restriction for Northampton Street Bridge lighting work and travel alerts for Washington Crossing, I-78, New Hope-Lambertville, Delaware Water Gap (I-80), and Trenton-Morrisville (Route 1). Overhauled the data-entry portal image, information, and links for Contract Compliance page at request of Director Nick Haynes.

- **COMMUNITY AFFAIRS** (Please refer to Community Affairs report):

Attended meeting on Uhlerstown-Frenchtown public involvement inquiries and comments; Jodee Inscho is handling compilation of a report.

INTERNAL/EXTERNAL COMMUNICATIONS

- Recorded a total of 15,617 sessions (visits) on the Commission’s website – www.drjtbc.org – during August 2024. That’s a decrease from the 17,264 recorded in July and the 17,534 experienced in August 2023.
- Five press releases were drafted and issued in August. These included the statement on the following topics: NJ Supreme Court ruling, a three-hour overnight closure of the New Hope-Lambertville Toll-Supported Bridge, the courtesy shuttle at New Hope-Lambertville being pared back to a weekends-only operation, a two-week-long weekday alternating single-lane travel restriction at the Washington Crossing Bridge, the reopening of the Riverton-Belvidere Bridge.
- Shared information on four-month closure of CR-519 bridge closure between Frenchtown and Milford with engineering, security, and operations staff. Closure could affect traffic counts at the Commission bridges serving Frenchtown and Milford. Detour, however, does not involve our bridges.
- Facilitated moving of VMS sign on New Hope side of the New Hope-Lambertville Toll-Supported Bridge; construction-related request.
- Reviewed August meeting cancellation notice.
- Handled New Hope police inquiry regarding temporary shuttle service standing for extended durations on Main Street.

DELAWARE RIVER JOINT TOLL BRIDGE COMMISSION
Meeting of September 30, 2024

- Responded to Alison Pickel inquiry about potential meeting with Lehigh Valley Chamber of Commerce executive director.
- Requested correction from New Jersey Globe regarding assertion that man named David Baird once served as a DRJTBC Commissioner. Baird served on the predecessor agency to the Delaware River Port Authority (DRPA).
- Provided 30-minute interview about the New Hope-Lambertville Bridge and its current project to Fox 29 multi-media reporter Hank Flynn.
- Responded to status request from New Hope Free Press editor Tom Sofield inquiry regarding masonry repairs at the Lumberville-Raven Rock Toll-Supported Pedestrian Bridge.
- Attended engineering meeting on the New Hope-Lambertville Bridge.
- Coordinated with IT Director John Bencivengo and Administrative Assistant Kim Carr regarding outstanding invoice from website consultant/service provider Stokes Creative Group.
- Attended meetings on New Hope-Lambertville Bridge signage, 2023 Annual Report, NJ E-ZPass CSC Immediate Payment walk-thru and follow-up.

DELAWARE RIVER JOINT TOLL BRIDGE COMMISSION

Meeting of September 30, 2024

**OPERATIONS INDEX
FOR
COMMUNITY AFFAIRS**

SUBJECT	DESCRIPTION	PAGE NUMBER
Community Affairs	Status Report Month of July & August 2024	1-2

Community Affairs Report July/August 2024

The following Community Affairs activities took place during July and August 2024:

New Hope-Lambertville Toll Supported Bridge Rehabilitation Project

Attended bi-weekly progress meetings. Kept construction team updated on public events. Distributed updated information on walkway and shuttle status both at the start of the service and the subsequent change to weekends-only service. Langhorne Maintenance produced signs for the shuttle stops and New Hope Maintenance installed them at the two locations on either side of the bridge. Received feedback from community members on shuttle service and worked with shuttle provider on slight adjustments to operations.

Worked with lighting designer and Justin Bowers on architectural lighting color schemes and schedule. Training on the programming system (which will be similar software used at Lower Trenton) will take place when the system is closer to completion.

Received second request from a drone photographer working with the New Hope Chamber of Commerce to have access to the Commission's gated property to film fireworks, which was again denied due to it being an active construction site.

Received and responded to variety of questions and comments from the public and local officials regarding the status of the project and possible event to mark its completion, noise and paint odor issues, location of construction signs, issue with temporary walkway, etc.

Uhlertown-Frenchtown Toll-Supported Bridge Rehabilitation

Following the Open House events held in June, there was a public comment period through July 12. Coordinated meeting of project team to review all comments submitted. Most of the questions and concerns from the public involved the lighting, with some questions about the width of the driving lanes and closure of the pedestrian walkway. Worked with WSP Public Involvement team member Debbie Hartman to develop draft responses, with input from design engineers and lighting design team.

Riverton-Belvidere Toll-Supported Bridge wall reconstruction

Communicated with neighboring property owners and local officials on status of project and closure of the pedestrian walkway. Received feedback that the closure will create a hardship to several residents on the Pennsylvania side, who do not drive or have other access to transportation to get to work or shops in Belvidere. Worked with Operations to have maintenance worker from Easton-Phillipsburg on location with the commuter van several days per week to assist with pedestrian crossings. Although the service was used by only a couple of residents on a regular basis, the accommodation was greatly appreciated.

Washington Crossing Toll-Supported Bridge Alternatives Analysis

Participated in project kick-off meeting and subsequent meeting with Public Involvement team to develop public involvement plan and discuss related matters.

Provided advance notice to Hopewell Township and Upper Makefield Township of the scheduled inspections, which included single-land alternating traffic pattern.

Bridge/Sign lighting

Coordinated requests for light shows at both “Trenton Makes” sign and Northampton Street Bridge with technical assistance from Justin Bowers. Shows scheduled for July and August includes holidays, several disease awareness campaigns and a 50-year high school reunion. Received request from local officials to light the bridge in honor of former Commissioners Garrett VanVliet and Gloria Decker, who passed away on July 14 and 23, respectively. That date is yet to be set.

Various Community Affairs activities

Handled a wide assortment of community affairs tasks during the month, including:

- Replied to various communications from the public, including questions about Toll-by-Plate process and use of facilities requests
- Met with film crew who were at the New Hope-Lambertville Toll-Supported Bridge without Use of Facilities approval or prior notice. Production staff was not truthful about their work (filming a political advertisement) and were blocking most of the walkway, creating an obstacle for other pedestrians. Escorted them off the walkway.
- Assisted the Communications Department by proofreading various news releases and communications, and editing various images

DELAWARE RIVER JOINT TOLL BRIDGE COMMISSION

Meeting of September 30, 2024

ENGINEERING

The following Pages reflect the reports on those items assigned to the Engineering Department. Each item is reported separately and page numbered accordingly.

DELAWARE RIVER JOINT TOLL BRIDGE COMMISSION
Meeting of September 30, 2024
PROJECT STATUS REPORT

FACILITY	PM/PAM	CONTRACT DESCRIPTION	PAGE NO.
Trenton-Morrisville Toll Bridge/Langhorne	RJZ/KMS	Southern Operations & Maintenance Facilities Improvements <ul style="list-style-type: none"> Design, C-519A CM/CI Services, CM-519A Construction, T-519A 	1
	EVO/SJB	TM TB Roadway Pavement and Deck Sealing Improvements <ul style="list-style-type: none"> Design, TOA No. C-788A-1 CM/CI Services, TOA No. C-772A-2 Construction, T-746A 	2
Lower Trenton Toll-Supported Bridge	SJB/KMS	Lower Trenton TSB Truck Warning System (Pilot) & NJ Bridge Monitor Shelter <ul style="list-style-type: none"> Final Design, TOA No. C-771A-7 	4
Calhoun Street Toll-Supported Bridge	HDH/MEM	Decorative Knee Brace Replacement <ul style="list-style-type: none"> Design, TOA No. C-788A-2 	4
Scudder Falls Toll Bridge	SJB/KMS	Scudder Falls Bridge Replacement Project <ul style="list-style-type: none"> Final Design, C-660A 	5
	SJB/KMS	DMC Services for Construction of the SFB Project <ul style="list-style-type: none"> Oversight of Final Design, TOA No. C-502A-2I/C-502-1M 	5
	CLR/SJB	Scudder Falls Bridge Replacement Project Ancillary Improvements <ul style="list-style-type: none"> Design, TOA No. C-760A-4 Construction, JOC No. T/TS-787A-002 	6
Washington Crossing Toll-Supported Bridge	WMC/KMS	Washington Crossing Bridge Replacement <ul style="list-style-type: none"> Preliminary Engineering /Environmental Documentation, C-697A 	7
	VMF/SJB	PA OverSize Vehicle Protection Structure Evaluation & Design <ul style="list-style-type: none"> Design, TOA No. C-769A-5 	
New Hope-Lambertville Toll-Supported Bridge	MEM/SJB	NH-L TSB Rehabilitation <ul style="list-style-type: none"> Design, C-694A CM/CI Services, CM-694A Construction, TS-694A 	7
New Hope-Lambertville Toll Bridge	MEM/KMS	NH-L TB Stone Veneer Replacement <ul style="list-style-type: none"> Design, TOA No. C-704A-2 	8
	VMF/MEM	<ul style="list-style-type: none"> CI Services, TOA No. C-772A-3 Construction, JOC No. T/TS-735A-013 	8
	CAS/KMS	NH-L TB All Electronic Tolling (AET) Conversion Design <ul style="list-style-type: none"> Contract No. C-754A 	10
Centre Bridge-Stockton Toll-Supported Bridge	HDH/MEM	CB-S TSB Bearing and Bridge Seat Rehabilitation <ul style="list-style-type: none"> Design, TOA No. C-769A-2 	10
Lumberville-Raven Rock Toll-Supported Bridge	JRB/SJB	L-RR TSPB Concept Design for Architectural Lighting & Electronic Surveillance/Detection System Installation <ul style="list-style-type: none"> Concept Design, TOA No. C-771A-4 	11
Uhlerstown-Frenchtown Toll-Supported Bridge	MEM/KMS	Uhlerstown-Frenchtown TSB Rehabilitation <ul style="list-style-type: none"> Design, C-642A 	12

Facilities are listed South to North

The first set of initials indicate the Project Manager and the second set of initial indicate the Program Manager

Project Manager Legend

WMC – M. Cane
HDH – D. Hettema
JRB – J. Bowers
CLR – C. Rood
VMF-Vincent Fischer
EVO – E. Van-Otoo

Program Manager Legend

KMS – K. Skeels
SJB – S. Burke
MEM – M. McCandless
CAS – C. Stracciolini
RJZ – R. Zakharia

DELAWARE RIVER JOINT TOLL BRIDGE COMMISSION
Meeting of September 30, 2024
PROJECT STATUS REPORT

FACILITY	PM/PAM	CONTRACT DESCRIPTION	PAGE NO.
Interstate-78 Toll Bridge	WMC/SJB	I-78 TB Joint Rehabilitation & Miscellaneous Work <ul style="list-style-type: none"> • Design and Construction Inspection, TOA No. C-769A-4 	13
	CLR/SJB	I-78 NJ Roadway Rehab and Power & Communication Infrastructure Upgrades <ul style="list-style-type: none"> • Design, C-766A • Construction Management/Construction Inspection, CM-766A • Construction, T-766A 	13
Northampton Street Toll-Supported Bridge	MEM/KMS	NHST TSB Rehabilitation <ul style="list-style-type: none"> • Design, C-590A • Construction Management/Construction Inspection, CM-590A • Construction, TS-590A 	15
Riverton-Belvidere Toll-Supported Bridge	HDH/MEM	Northwest & Southwest Wingwalls Rehabilitation <ul style="list-style-type: none"> • Design, TOA No. C-751A-1 • CI Services, TOA No. C-772A-1 • Construction, JOC No. T/TS-784A-001 	16
Delaware Water Gap Toll Bridge	CLR/SJB	DWG Building Demolition and Site Restoration <ul style="list-style-type: none"> • Construction, JOC No. T/TS-786A-001 	17
Multiple Facilities and/or Commission-Wide	SJB/KMS	Capital Program Management Consultant (CPMC) & Design Management Consultant (DMC) Services for the I-95/Scudder Falls Bridge Improvement Project <ul style="list-style-type: none"> • CPMC Services 2018 through 2024, C-502A-1M • CPMC Services 2024 through 2028, C-502A-1N 	19
	HDH/SJB	Underwater Substructure Improvements Design – All Regions <ul style="list-style-type: none"> • Design, No. C-782A 	20
	WMC/KMS	Bridge Monitor Shelter Enhancements Program Development <ul style="list-style-type: none"> • TOA No. C-771A-1 	20
	WMC/KMS	Electronic Surveillance/Detection System <ul style="list-style-type: none"> • Network Video Management System (NVMS) Integrator Services, Contract No. DB-768A 	21
	CAS/KMS	Electronic Toll Collection <ul style="list-style-type: none"> • Customer Service Center/Violation Processing Center Project, DB-584A 	21
	CAS/KMS	Electronic Toll Collection System Replacement <ul style="list-style-type: none"> • Design, Build, and Maintain, DB-540A 	22
	CAS/KMS	All Electronic Tolling Implementation Plan <ul style="list-style-type: none"> • TOA No. C-728A-6 	22
	WMC/KMS	Job Ordering Contracting Services <ul style="list-style-type: none"> • Program Manager, C-727A • T/TS-784A, JOC For Bridge, Highway and Civil Work-North Region • T/TS-785A, JOC For Bridge, Highway and Civil Work-South Region 	22

Facilities are listed South to North

The first set of initials indicate the Project Manager and the second set of initial indicate the Program Manager

Project Manager Legend

WMC – M. Cane
HDH – D. Hettema
JRB – J. Bowers
CLR – C. Rood
VMF-Vincent Fischer
EVO – E. Van-Otoo

Program Manager Legend

KMS – K. Skeels
SJB – S. Burke
MEM – M. McCandless
CAS – C. Stracciolini
RJZ – R. Zakharia

DELAWARE RIVER JOINT TOLL BRIDGE COMMISSION
Meeting of September 30, 2024
PROJECT STATUS REPORT

FACILITY	PM/PAM	CONTRACT DESCRIPTION	PAGE NO.
		<ul style="list-style-type: none"> • T/TS-786A, JOC Services for Building and Facility Work- North Region • T/TS-787A, JOC Services for Building and Facility Work - South Region 	
	HDH/MEM	General Engineering Consultant <ul style="list-style-type: none"> • 2023-2024 Annual Inspections, C-757A 	24
	JRB/SJB	Toll Plaza Restriping – All Regions <ul style="list-style-type: none"> • TOA No. C-760A-6 	24
	CAS/KMS	Traffic Engineering Consultant- 2021-2022/ 2023- 2024 Annual Reports <ul style="list-style-type: none"> • TOA No. C-761A 	25
	JRB/CAS	Traffic Count Program Upgrade <ul style="list-style-type: none"> • DR-550A 	25
	CAS/KMS	Electronic Toll Collection/Tolling-Task Order Consultant <ul style="list-style-type: none"> • E6 MPR Testing, TOA No.C-770A-2 	26
	CAS/KMS	Soft AET Program Management and Roadway Sign Replacement <ul style="list-style-type: none"> • Phase 2 Design, TOA No. C-770A-3 • Construction, Job Order Contract No. T/TS-785A-1 NH-L TB • Construction, Job Order Contract No. T/TS-784A-2 P-C TB • Construction, Job Order Contract No. T/TS-784A-3 M-M TB 	26

Facilities are listed South to North

The first set of initials indicate the Project Manager and the second set of initial indicate the Program Manager

Project Manager Legend

WMC – M. Cane
HDH – D. Hettema
JRB – J. Bowers
CLR – C. Rood
VMF-Vincent Fischer
EVO – E. Van-Otoo

Program Manager Legend

KMS – K. Skeels
SJB – S. Burke
MEM – M. McCandless
CAS – C. Stracciolini
RJZ – R. Zakharia

DELAWARE RIVER JOINT TOLL BRIDGE COMMISSION

**September 30, 2024
PROJECT STATUS REPORT**

TRENTON- MORRISVILLE TOLL BRIDGE/LANGHORNE

**SOUTHERN OPERATIONS & MAINTENANCE FACILITIES
IMPROVEMENTS**

Preliminary, Final & Post Design Services
Contract No. C-519A
(RJZ/KMS)

This contract is for Preliminary, Final and Post-Design Services for space utilization improvements at New Hope Lambertville Toll Bridge Executive Headquarters and the demolition and reconstruction of the Trenton Morrisville Toll Bridge Administration Building as identified under a Task Order Assignment for Space Utilization Program and Concept Study.

In accordance with the Commission's February 26, 2018, Regular Monthly Commission Meeting, this Contract was awarded to Gannett Fleming, Architects Inc. (GF). Accordingly, a Notice of Award and Limited Notice to Proceed was issued to GF effective February 27, 2018.

Currently GF is providing post-Design services for Contract T-519A by attending all project meetings, responding to requests for information, reviewing submittals, assisting in resolving conflicts in the field and clarifying the contract documents.

Construction Management/Construction Inspection Services
Contract No. CM-519A
(RJZ/KMS)

This contract is for Construction Management (CM) and Construction Inspection (CI) Services in connection with the demolition and new construction of the Southern Operations and Maintenance Facilities Improvements Project. Joseph Jingoli & Son, Inc. (JJS) was issued Notice of Award and Limited Notice to Proceed effective January 26, 2021.

JJS is currently conducting bi-weekly progress meetings along with processing Architectural Supplementary Instructions, Contractor's Submittals and Request for Information as part of providing construction management services.

Construction
Contract No. T-519A
(RJZ/KMS)

Contract T-519A is the multi-phase, 4-year primary construction contract for the demolition and new construction of the Southern Operations and Maintenance Facilities Improvements Project. It was awarded to Bracy Construction, Inc. at the Commission Regular Monthly Meeting of June 28, 2021. Notice of Award and Limited Notice to Proceed was issued to the Contractor on June 29, 2021; Notice to Proceed was made effective July 27, 2021, and a Pre-Construction Meeting was conducted on July 29, 2021.

DELAWARE RIVER JOINT TOLL BRIDGE COMMISSION

September 30, 2024 PROJECT STATUS REPORT

At the **Trenton Morrisville** site, the Demarcation building construction is complete. Temporary electrical equipment has been sourced and installed as an attempt to overcome global supply chain delays associated with delivery of final electrical system components. The relocation of mission-critical infrastructure and utilities from the old Administration Building to the new Demarcation building is complete. New diverse telecommunication, electrical and gas services were completed and activated. Tolling system Bridge Host, Lanes Controllers and Daktronic Toll Plaza signs' cut overs were completed on April 21, 2023.

Temporary office trailers currently house our Toll Operations and are set-up with utilities, security devices and furniture for Commission use. Commission staff moved out of the old Administration Building on May 19, 2023, and its demolition was completed on October 27, 2023, exposing the toll plaza retaining wall. The Contractor has removed all footings of the existing building, diamond wire sawcut the new tunnel access into the retaining wall, modified and applied sheet waterproofing to the existing retaining wall to accept the new abutting building retaining wall, and poured the concrete jamb walls to the new tunnel entrance. The Contractor completed working on concrete formwork and concrete pours for the frost walls and retaining wall for the new Operations Building. Elevator pit concrete pour and its waterproofing Structural Steel erection as well as stair tower and elevator shaft masonry unit construction activities are complete The Permanent Generator was received on April 29, 2023, and its installation was completed on 7/30/24. Demolition of the old generator room and removal of the temporary emergency power activities are in progress. At the new maintenance garage location, the contractor completed footers, and is currently working on the under-slab utilities' rough-in and storm water installation.

At the **Langhorne site**, Final Inspection for the new maintenance building was made November 6, 2023, Punch List was issued November 15, Salt Operation and Building Occupancy commenced on November 20, 2023. Permanent emergency generator was received on April 18, 2023, and the contractor completed its installation on 8/14/24 and removed the temporary generators. Punch-List work and commissioning efforts continued along with Close-Out of final construction details throughout the reporting period.

TRENTON MORRISVILLE TB ROADWAY PAVEMENT AND DECK SEALING IMPROVEMENTS

Design
Task Order Assignment C-788A-1
(EVO/SJB)

This Task Order Assignment is for the design of the roadway pavement and bridge deck sealing improvements for the Trenton – Morrisville Toll Bridge facility. Notice to Proceed was issued to Traffic Planning and Design, Inc. (TPD) on January 8, 2024, and a Kick-Off Meeting was held with TPD on January 16, 2024. Final plans and specifications were submitted for bidding on May 3, 2024. The Construction Contract No. T-746A bids were received on June 6, 2024. TPD reviewed the bids for completeness.

DELAWARE RIVER JOINT TOLL BRIDGE COMMISSION

September 30, 2024

PROJECT STATUS REPORT

The Construction Contractor was issued Notice to Proceed effective July 11, 2024. TPD is providing post-design phase services including Submittals and Request for Information (RFI) reviews and participating in various construction related meetings throughout the reporting period.

Construction Management/Construction Inspection
Task Order Assignment C-772A-2
(EVO/SJB)

Notice to Proceed was issued to KS Engineers, P.C. (KSE) for this Task Order Assignment effective June 4, 2024. KSE will be providing CM/CI services for the Trenton – Morrisville Toll Bridge Roadway Paving and Deck Sealing Improvements project. KSE staff includes a full-time Resident Engineer, a full-time Construction Inspector, a part-time Scheduler, and a part-time Safety Inspector for the duration of the construction. Notice-to-Proceed for construction was issued on July 11, 2024, with substantial completion scheduled for October 31, 2024.

During this reporting period KSE conducted a Scheduling Conference on July 3, 2024, Pre-Construction meeting on July 18, 2024, Pre-Activity meeting No. 1 and 2 on July 24, 2024, and August 15, 2024, respectively & Progress Meetings No. 1, 2 on August 1, 2024, August 15, 2024, respectively.

KSE is currently tracking RFIs, submittals, shop drawings, project correspondence along with on-site inspection of the contractor's ongoing construction activities. KSE's subconsultant RK&K reviewed the contractor's Composite CPM Schedule submission.

Construction
Contract No. T-746A
(EVO/SJB)

At the June 24, 2024 Commission Meeting the Commissioners awarded construction Contract No. T-746A, Trenton – Morrisville Toll Bridge Roadway Paving and Deck Sealing Improvements, to Road-Con, Incorporated of West Chester, Pennsylvania for an amount not to exceed \$5,980,564.55. Road-Con was provided with Notice of Award and Limited Notice to Proceed effective June 25, 2024. Road-Con's full Notice to Proceed was issued effective July 11, 2024.

During this reporting period, Road-Con participated in progress meetings, pre-activity meetings associated the deck sealing and the proposed paving. Road-Con continued submitting in RFIs, correspondence, submittals, and shop drawings. Road-Con continued construction activities including clearing and grubbing to clear vegetation adjacent to traffic signs, performed joint cleaning and sealing, sealed cracked joint weld, junction box replacement, drainage structure modifications, repaired concrete median barrier, deck, pavement spalls, grade adjustments to existing inlet structures, curb and sidewalk repairs.

DELAWARE RIVER JOINT TOLL BRIDGE COMMISSION

**September 30, 2024
PROJECT STATUS REPORT**

LOWER TRENTON TOLL – SUPPORTED BRIDGE

LOWER TRENTON TSB TRUCK WARNING SYSTEM (PILOT)

Final Design
Task Order Assignment No. C-771A-7
(SJB/KMS)

Under Task Order Assignment No. C-771A-2 French & Parrello Associates (FPA) provided conceptual design services for the development of a new over height vehicle detection system for the New Jersey approach to the Lower Trenton TSB. The work of that assignment was completed with acceptance of the final Concept Report dated March 6, 2024.

On May 14, 2024, the Commission provided French & Parrello Associated with Notice-to-Proceed for final design services for the development of a new over height vehicle detection system for the New Jersey approach to the Lower Trenton TSB. A project kickoff meeting was held on May 21, 2024. In June, FPA performed field inspections, utility verifications and submitted a Traffic Signal Removal Study Report. On August 9, 2024 FPA submitted their pre-final design submission. Comments were provided by DRJTBC on August 26, 2024.

This project includes the design and eventual construction of a Bridge Monitor Shelter on the New Jersey approach to the Lower Trenton Toll-Supported Bridge. Conceptual layouts of the proposed Shelter have been created in conjunction with the over height detection system layout. The concepts include the need to establish construction and property easements with the City of Trenton. The Commission is reaching out to set up a meeting with the city.

CALHOUN STREET TOLL – SUPPORTED BRIDGE

DECORATIVE KNEE BRACE REPLACEMENT

Design
Task Order Assignment Contract No.C-788A-2
(HDH/MEM)

On December 14, 2023, a Tractor Trailer crossed the CSTSB from Pennsylvania to New Jersey, and damaged five (5) overhead end portal decorative brackets along the downstream truss.

Traffic Planning and Design, Inc (TPD) was provided with Notice to Proceed on February 27th, 2024, to design the removal and replacement of the five (5) damaged ornamental cast iron portal frame brackets over the eastbound travel lane. These brackets are non-structural in nature, and the new portal frames will be replicas of the original ornamental cast iron brackets. It is anticipated that the new brackets will be cast from a mold made from an existing bracket, and part of TPD’s task is finding foundries that can mold and produce the castings required. TPD submitted the final design and responded to interim submission comments from the Commission during the reporting period.

The final design will be assigned to a JOC Contractor for construction in 2024.

DELAWARE RIVER JOINT TOLL BRIDGE COMMISSION

**September 30, 2024
PROJECT STATUS REPORT**

SCUDDER FALLS TOLL BRIDGE

SCUDDER FALLS BRIDGE REPLACEMENT PROJECT

Final Design
Contract No. C-660A
(SJB/KMS)

During the reporting period Michael Baker Jr., Incorporated (Baker) of Hamilton New Jersey continued to provide design input on two project issues that have developed post-construction. Their input included investigation of the pavement rutting along Woodside Road and recommendations on issues involving the under-bridge inspection rails and a water quality chamber that overflows during high intensity rainfall events. Baker participated in various Contract T-668A technical discussions involving design questions associated with these issues.

DESIGN MANAGEMENT CONSULTANT SERVICES

T-668A CONSTRUCTION

Oversight of Final Design
Task Order Assignment No. C-502A-1M
(SJB/KMS)

AECOM has provided DMC services throughout the construction of the Scudder Falls Bridge Replacement Project, Contract T-668A under Task Order Assignment C-502A-2I. The remaining unexpended funds in Task Order Assignment C-502A-2I have been transferred over to Task Order Assignment C-502A-1M and Task Order Assignment C-502A-2I has been closed out. Remaining DMC services on the Scudder Falls Project will be completed under the C-502A-1M Task order Assignment.

The remaining DMC Services include support to the Commission in the following and assistance with various project close-out activities:

Environmental Agency Coordination – Continuous services providing Project-wide assistance and coordination with environmental activities during construction.

Environmental Permitting – A final inspection will be performed by the Bucks County Soil Conservation District (BCSCD) in the Fall of 2024 in order to obtain final acceptance of all BCSCD Permitting work. Once BCSCD final acceptance is received, Permit Completion Forms will then be sent to the BCSCD, PADEP and the USACE. This will close-out all outstanding permitting work associated with the project other than the continued five-year monitoring period for the PA Wetlands Mitigation Site.

Environmental Monitoring Services – Continuous services were provided throughout construction to meet project permit requirements. Year 2 monitoring activities for the PA Wetlands Mitigation Site, by ACT Engineers are currently underway. This includes monthly monitoring well readings of the groundwater levels within the wetlands site.

DELAWARE RIVER JOINT TOLL BRIDGE COMMISSION

September 30, 2024

PROJECT STATUS REPORT

Contracts C-660A and T-668A Progress Support - Support of open issues resolution to achieve project acceptance by the Bucks County Soil Conservation District in Pennsylvania.

DMC Services for these remaining efforts occur on a sporadic as-needed basis

**SCUDDER FALLS BRIDGE REPLACEMENT PROJECT
ANCILLARY IMPROVEMENTS**

Design

Task Order Assignment No. C-760A-4
(CLR/SJB)

This Task Order Assignment is for the demolition of the 185 River Road Commission house along with additional site improvements in the area consisting of, but not limited to, tree removals, landscaping, fencing, guiderail installation and security measures under the Scudder Falls Bridge and in the area of the River Road/Woodside Road Intersection. Remington & Vernick Engineers (RVE) prepared the plans, specifications, and cost estimate (PS&E) as well as a schedule for the Commission's use in issuing Job Order Contract T/TS-787A-02 and is currently providing design support services during construction.

Notice to Proceed for this Task Order Assignment was issued on March 29, 2023. Final Design plans and documents were submitted by RVE in August 2023. No work was performed by RVE during this reporting period.

Construction

Job Order Contract No. T/TS-787A-002
(CLR/SJB)

This Job Order Contract is for the demolition of the 185 River Road Commission house, tree removals, landscaping, fencing, guide rail installation, and miscellaneous roadside improvements along Woodside Road and at the Woodside Road/River Road Intersection. Notice to Proceed was issued to A.P. Construction, Inc. effective October 31, 2023.

During this reporting period A.P. Construction submitted revised cost proposals for Supplemental Work Order No. 1 for stabilizing the corner of Woodside Road and River Road. Agreement on the overall cost for this supplemental work order was finally reached during this reporting period, which is under review by Commission and AECOM staff.

DELAWARE RIVER JOINT TOLL BRIDGE COMMISSION

**September 30, 2024
PROJECT STATUS REPORT**

WASHINGTON CROSSING TOLL- SUPPORTED BRIDGE

**WASHINGTON CROSSING BRIDGE REPLACEMENT
PRELIMINARY ENGINEERING AND ENVIRONMENTAL DOCUMENTATION FOR
THE
WASHINGTON CROSSING BRIDGE REPLACEMENT
Contract No. C-697A
(WMC/KMS)**

HDR Engineering and their team of sub-consultants are providing preliminary engineering and environmental documentation type services in support of the analysis of improvement alternatives for the Delaware River crossing between Upper Makefield Township, PA and Hopewell Township, NJ.

Full Notice-to-Proceed was provided effective July 26, 2024. Work involved numerous preliminary meetings, development of the Public Involvement Program and initiation of the in-depth inspection of the existing bridge structure.

**WASHINGTON CROSSING TOLL-SUPPORTED BRIDGE
PENNSYLVANIA OVERSIZE VEHICLE PROTECTION STRUCTURE EVALUATION
& DESIGN
Design
Task Order Assignment No. C-769A-5
(VMF/SJB)**

Traffic Planning and Design, Inc. (TPD) is providing Professional Engineering Services for the evaluation and design of the recently damaged Oversize Vehicle Protection Structure (Structure) on the Pennsylvania approach to the Washington Crossing Toll-Supported Bridge.

TPD has performed field views with Engineering staff to assess the situation and is currently preparing construction documents for the complete replacement of the structure.

NEW HOPE-LAMBERTVILLE TOLL-SUPPORTED BRIDGE

**NH-L TSB REHABILITATION
Design
Contract No. C-694A
(MEM/SJB)**

At the February 27, 2023 Commissioners Meeting, the Commission awarded Contract No. C-694A, New Hope - Lambertville Toll-Supported Bridge Rehabilitation Design to Greenman-Pedersen, Inc. (GPI) of Lebanon, NJ for an amount not-to-exceed \$1,895,132.27. GPI was provided with Notice of Award and Limited Notice to Proceed on February 28, 2023. GPI was

DELAWARE RIVER JOINT TOLL BRIDGE COMMISSION

September 30, 2024

PROJECT STATUS REPORT

then issued a Full Notice to Proceed on March 22, 2023, with the execution of the Agreement with the Commission.

The construction Contract was awarded at the Commission's November 2023 meeting. GPI continued to provide post-Award services including submittal and request-for-information reviews and responses during the reporting period.

Construction Management/Inspection Services
Contract No. CM-694A
(MEM/SJB)

At the November 20, 2023 Commission Meeting, authorization was granted to award the Construction Management/Construction Inspection Services contract (CM-694A) to Urban Engineers, Inc. (Urban) of Philadelphia for the not-to-exceed amount of \$1,209,96.08. Urban Engineers, Inc. of Philadelphia was issued Notice of Award and a Limited Notice to proceed effective November 21, 2023. A project kick-off meeting has held on November 30, 2023. The full Notice to Proceed was issued December 21, 2023 with the execution of the Agreement with the Commission.

The Contractor's on-site mobilization activities commenced on Tuesday January 23, 2024. The Contractor has completed the Stage 1 & 2 work and is continuing toward completion of the Stage 3 work. Urban continues to provide CM/CI services for the project.

Construction
Contract No. TS-694A
(MEM/SJB)

The Construction Contract was Awarded to Anselmi & DeCicco, Inc. (A&D) of Maplewood, NJ for a not-to-exceed amount of \$25,072,471.06 at the Commission's November 2023 Meeting. LNTP provided November 20, 2023 and Full Notice to Proceed on December 20, 2023.

The Phase 1 construction, including the painting of the upstream truss, was completed in June 2024. The Phase 2 Construction for the installation of the pedestrian walkway placed on the bridge deck was completed in July 2024. The Contractor is currently completing the Phase work, including the painting of the downstream truss and installation of the new pedestrian walkway panels. Vehicular traffic on the bridge is still in the Pennsylvania-bound direction only with pedestrian access supported on a temporary walking surface placed on the eastbound lane of the bridge deck. Eastbound traffic is detoured across the New Hope – Lambertville Toll Bridge in the free direction.

DELAWARE RIVER JOINT TOLL BRIDGE COMMISSION

**September 30, 2024
PROJECT STATUS REPORT**

NEW HOPE-LAMBERTVILLE TOLL BRIDGE

**NEW HOPE-LAMBERTVILLE TOLL BRIDGE STONE VENEER REPLACEMENT
Design
Task Order Assignment No. C-704A-2
(MEM/KMS)**

At the end of March 2019, a section of the stone veneer façade at the east abutment of the New Hope – Lambertville Toll Bridge (Route 202) came loose and separated from the structural abutment. Greenman-Pederson, Inc. (GPI) was given the task to investigate the cause and determine a solution for the issue. The consultant was given Notice to Proceed on 4/29/2019. The consultant went out in the field on 5/15 and 5/16/19 to access the condition of the stone veneer at both abutments of the NH-L Toll Bridge. A preliminary report was received 6/7/2019. The report was finalized 7/15/2019. Preliminary design/repair documents were received 8/9/2019 and reviewed by 8/23/19. Final design documents were received electronically on 9/13/2019. Maintenance forces have improved the fencing around the deteriorated section at the NJ abutment facade.

The initial and revised construction costs prepared by one of the Commission’s Job Order Contractors, RCC Builders & Developers (RCC) were both excessive. Therefore, the design documents were provided to our Job Order Contractor, Mount Construction, to provide a construction cost for this work.

The project was repackaged and issued to our other Job Order Contractor, Mount Construction. After performing a field view with Commission staff, Mount Construction developed a cost estimate for review. The Job Order Contract with Mount Construction was executed on 07/25/2024. GPI continues to provide construction support services for this work.

**Construction Inspection Services
Task Order Agreement No. C-772A-3
(VMF/MEM)**

This Task Order Assignment is for providing Construction Inspection services for the New Hope-Lambertville Toll Bridge Stone Veneer Replacement. KS Engineers, P.C. (KSE) was provided with their Notice to Proceed effective June 4, 2024. KSE will provide a full-time Construction Inspector for the duration of the construction.

**Construction
Job Order Contract No. TTS-735A-013
(VMF/MEM)**

This Job Order Contract for an amount not-to-exceed \$347,793.77 is to reinstall the missing stone veneer at the north end of the east (NJ) abutment, to install anchors in areas identified as

DELAWARE RIVER JOINT TOLL BRIDGE COMMISSION

September 30, 2024

PROJECT STATUS REPORT

potentially unstable, and perform various other maintenance repairs to prevent future deterioration of the stone veneer at both east (NJ) and west (PA) abutments. This contract also includes the removal and storage of the stone veneer from a portion of the north and south abutment walls adjacent to the Pennsylvania abutment backwall to investigate the cause of this backwall rotation toward the bridge. The project was issued to Job Order Contractor, Mount Construction with Notice to Proceed issued August 7th, 2024. A preconstruction meeting was held on August 14, 2024 and work began on the Pennsylvania abutment walls on August 26, 2024. The Commission's ESS group removed one camera from the PA abutment north wall and removed the wire feed to this camera and two (2) additional cameras near the westbound approach to the toll plaza. These cameras will be rewired, and the removed camera reinstalled after the stone veneer at the PA abutment has been removed.

NH-L TB ALL ELECTRONIC TOLLING (AET) CONVERSION DESIGN

Contract No. C-754A

(CAS/ KMS)

Commission Staff prepared and executed the agreement for this project. Commission Staff kicked off the project with the RK&K team and participated in bi-weekly project status meetings. A workshop was facilitated for Commission Staff and the design team to discuss roadway alignment, proposed AET gantry location/type, tunnel access, equipment location, toll system installation/testing, construction staging and traffic control. Topographic survey was completed by the design team as well as a review of existing Commission located systems within the project limits.

RK&K prepared a conceptual roadway alignment and gantry location plan for review and comment by Commission Staff. RK&K met with TransCore to gain an understanding of the toll system requirements for equipment location, conduit sizing, gantry requirements, lighting needs and roadway pavement material.

CENTRE BRIDGE- STOCKTON TOLL-SUPPORTED BRIDGE

CB-S TSB BEARING & BRIDGE SEAT REHABILITATION

Design

Task Order Assignment No. C-769A-2

(HDH/MEM)

During the biannual inspection of the toll supported bridges, the Commission's General Engineering Consultant (GEC) identified several areas that require repair at the Centre Bridge-Stockton Toll- Supported Bridge (CBSTSB). The areas of concern are identified as loose, missing and/or bent anchor bolts at the truss and sidewalk bearings with associated spalls in the bridge seats resulting in loss of bearing area. Additional areas of repair are identified at the deck joints and bridge seats of the single span bridge over the Canal at the west approach of CBSTSB.

DELAWARE RIVER JOINT TOLL BRIDGE COMMISSION

September 30, 2024

PROJECT STATUS REPORT

Traffic Planning and Design, Inc (TPD) was provided with Notice to Proceed on December 13, 2022, for the design of the repairs. An inspection crew from TPD started an in-depth field inspection the week of January 9, 2023, for the purposes of determining the approach to the design and construction of the repairs. A Preliminary Condition Assessment Report (CAR) on the CBSTB conditions was submitted the end of January 2023.

A Draft CAR for the approach structure to the CBS-TSB bridge (York Road over the PA Canal) was submitted February 14th, 2023 and was reviewed by Engineering. In addition to the CAR, TPD has provided a Load Rating Analysis for this structure. The Preliminary Load Rating was received by the Commission on March 30th, 2023 and has been reviewed. The final Load Rating Report was accepted the end of May 2023.

Preliminary assessment reports for the structure over the canal, and for the main river bridge have been received and reviewed and accepted. Recommendations from this report, along with those included in the Commission's Annual Inspection Report, will be incorporated into a future project for rehabilitation of the bridge.

TPD continue to develop final design documents for the stringer bearing repairs on the main river bridge as well as miscellaneous pier bearing repairs. Preliminary draft plans were received from TPD's sub consultant, Stantec, which were reviewed with comments returned. TPD has finalized the plans and specifications.

The final design has been assigned to a JOC Contractor for construction in 2024 under Contract No. T/TS 787A-3. TPD attended an on-site Joint Scope of Work Meeting was held on June 5, 2024 with the anticipated JOC Contractor to begin the scoping and pricing efforts. Personnel from AP Construction, Gordian and the Engineering Department met on-site at the CBS TSB. AP Construction provided the Commission with a cost proposal Mid-August.

LUMBERVILLE-RAVEN ROCK TOLL-SUPPORTED BRIDGE

L-RR TOLL-SUPPORTED PEDESTRIAN BRIDGE CONCEPT DESIGN FOR ARCHITECTURAL LIGHTING & ELECTRONIC SURVEILLANCE/DETECTION SYSTEM INSTALLATION

Concept Design

Task Order Assignment No. C-771A-4

(JRB/SJB)

Under this Task Order Assignment (TOA) the Consultant, French & Parrello Associates (FPA) with lighting design subconsultant Domingo Gonzales Associates (DGA), is providing professional consulting services to develop concept designs for both an Architectural Lighting System (ALS) and an Electronic Surveillance/Detection System (ESS) on the bridge. These concept designs include investigating the feasibility and practicality of ALS and an ESS system that require minimal equipment located on-site and connect via the Commission's WAN to another facility that would contain any necessary servers or equipment. Due to the lack of both property and buildings, and the picturesque landscape, the Commission would like the systems to be

DELAWARE RIVER JOINT TOLL BRIDGE COMMISSION

September 30, 2024

PROJECT STATUS REPORT

designed to utilize the smallest amount of space possible for back-end equipment located on-site, and any equipment cabinets or other necessary equipment on site should be in a context sensitive containment unit.

A kickoff meeting was held with Commission Staff, representatives of FPA & DGA, via MS Teams on September 27, 2023. A site visit was held on October 5, 2023. Draft concept reports for the ALS and ESS systems were submitted on November 19th. A progress meeting was held on November 22, 2023.

A revised draft concept report was submitted in mid-January and review comments were provided back to FPA/DGA. A progress meeting was held on February 15, 2024. A revised concept report was submitted on February 29, 2024. A meeting was held on March 20 with the Executive Director and several DEDs as well as Public Safety & Bridge Security (PSBS). FPA, working with DGA, submitted a revised Draft Concept Report to incorporate feedback from the ED, PSBS, and Engineering staff. The report was submitted on May 1 and is currently under review by Commission staff.

UHLERSTOWN-FRENCHTOWN TOLL-SUPPORTED BRIDGE

UHLERSTOWN-FRENCHTOWN TSB REHABILITATION

Design

Contract No. C-642A

(MEM/KMS)

At the January 29, 2024 Commissioners Meeting, the Commission awarded Contract No. C-642A, Uhlertown-Frenchtown Toll-Supported Bridge Rehabilitation Design to WSP USA, Inc. (WSP) of Exton, PA for an amount not-to-exceed \$1,771,189.56. WSP was provided with Notice of Award and Limited Notice to Proceed on January 29, 2024. A project Kick-Off meeting was held on February 6, 2024.

WSP continues to progress the initial design phases of the project. On April 29, 2024 the Draft Condition Assessment and Recommendations Report, the bridge Load Rating Report, the Electrical & ESS Report, and the Architectural Lighting Report were submitted for review. Report Review meetings were conducted on May 8, May 15 and May 28, 2024.

Open House meeting with the public were held on Monday June 24th in Erwinna, Pa; and on Tuesday June 25th in Frenchtown, NJ. WSP provided display graphics and worked with the Commission's Communications staff to attend and present project information to members of the public in attendance at both meetings.

On August 6, 2024 WSP submitted Preliminary Design documents (60% complete), including plans and estimates. Preliminary plan comments have been provided and WSP continues to develop the Final Plans, Specifications and Estimates. It is anticipated that this project will be advertised for bid in mid to late October.

DELAWARE RIVER JOINT TOLL BRIDGE COMMISSION

September 30, 2024
PROJECT STATUS REPORT

I-78 TOLL BRIDGE

I-78 TB JOINT REHABILITATION & MISCELLANEOUS WORK

Design and Construction Inspection
Task Order Assignment No. C-769A-4
(WMC/SJB)

Traffic Planning & Design, Inc. submitted a draft needs assessment report including rehabilitation alternatives for I-78 approach pavement deterioration, I-78 bridge over County Route 519 deck deterioration, and the pavement within the open road tolling (ORT) lanes at the I-78 Toll Bridge. The first two (2) of these items have been completed. The Commission has completed its review of the section of the report that addressed the ORT lanes pavement repair and has provided the consultant with comments for incorporation into a set of plan and specifications to be issued for construction.

I-78 TB NEW JERSEY ROADWAY REHABILITATION AND POWER & COMMUNICATION INFRASTRUCTURE UPGRADES

Design
Contract No. C-766A
(CLR/SJB)

This Contract is for professional consultant design services to include verification of condition assessment, preliminary and final design, and post-design services for the rehabilitation of the I-78 New Jersey Approach Roadway, and reassessment of the preliminary design documents associated with the I-78 Power and Communication Infrastructure Design Services as developed by Arora and Associates, P.C. in October 2022 along with the preliminary and final design and post design services for the I-78 Power and Communication Infrastructure Design.

Arora and Associates, P.C was issued a Notice of Award and Limited Notice to Proceed effective May 23, 2023. A project kick-off meeting was held with Arora on May 31, 2023. The Contract was fully executed on June 20, 2023, with full Notice to Proceed effective June 22, 2023.

The Construction Contractor was issued Notice to Proceed effective March 22, 2024. Arora continues providing post-design phase services including Submittals and Request for Information (RFIs) reviews and participating in various construction related meetings throughout the reporting period.

Construction Management/Construction Inspection
Contract No. CM-766A
(CLR/SJB)

At the February 26, 2024 Commissioners Meeting, the Commission awarded Contract No. CM-766A, Construction Management/Construction Inspection Services for the I-78 New Jersey Roadway Rehabilitation and Power & Communication Infrastructure Improvements Project to

DELAWARE RIVER JOINT TOLL BRIDGE COMMISSION

September 30, 2024

PROJECT STATUS REPORT

Greenman-Pedersen, Incorporated (GPI) of Bridgewater, New Jersey for an amount not-to-exceed of \$2,405,208.16. GPI was provided with the Contract Notice of Award and Limited Notice to Proceed effective February 27, 2024. GPI's full Notice to Proceed was issued effective March 22, 2024.

GPI's current staff includes a full time Resident Engineer, two (2) full time Assistant Resident Engineers, one (1) full time Inspector/Office Engineer, one (1) full time inspector and one (1) part time Project Manager. A part time scheduler and part time safety consultant, both from Envision, Inc. are providing schedule update reviews and independent on-site safety inspections respectively as needed. One (1) full time Inspector from Atane is providing daily onsite inspection of the ongoing ITT/ESS work.

During this reporting period, GPI conducted the Contract No. T-766A Progress Meeting No. 7 No. 8, No. 9 and No.10; processed the contractor's third and fourth pay estimates and continued tracking RFIs, correspondence, submittals, and shop drawings, along with on-site inspection of the contractor's ongoing work. GPI's subconsultant Envision reviewed and commented on the contractor's bi-weekly CPM schedule updates and performed bi-weekly on-site independent safety inspections of the contractor's work.

Construction
Contract No. T-766A
(CLR/SJB)

At the February 26, 2024 Commissioners Meeting, the Commission awarded Contract No. T-766A, I-78 New Jersey Roadway Rehabilitation and Power & Communication Infrastructure Improvements to Crisdel Group, Incorporated (Crisdel) of South Plainfield, New Jersey for an amount not-to-exceed \$23,530,677.00. Crisdel was provided with Notice of Award and Limited Notice to proceed effective February 27, 2024. Crisdel's full Notice to Proceed was issued effective March 22, 2024.

During this reporting period, Crisdel participated in the Contract No. T-766A Progress Meetings and also a pre activity meeting associated with the bridge deck cleaning and sealing and continued submitting in RFIs, correspondence, submittals, and shop drawings. Crisdel and their sub-contractor Tiffany Electric continued field work consisting of field survey and installation of both underground and bridge parapet mounted electric and fiber optic conduits, installation of the power systems at both the Springtown Road and Carpentersville Road locations, installation of drainage along New Jersey Ramp A and completion of the milling and paving of the eastbound right, center and left lanes and left shoulder, and the westbound left shoulder along with the median turnarounds.

DELAWARE RIVER JOINT TOLL BRIDGE COMMISSION

**September 30, 2024
PROJECT STATUS REPORT**

NORTHAMPTON STREET TOLL-SUPPORTED BRIDGE

NORTHAMPTON STREET TSB REHABILITATION

Design
Contract No. C-590A
(MEM/KMS)

At the April 27, 2020 Commissioners Meeting, the Commission awarded Contract No. C-590A, Northampton Street Toll-Supported Bridge Rehabilitation Design to Greenman-Pedersen, Inc. (GPI) of Lebanon, NJ for the not-to-exceed amount of \$15,487,427.50. GPI was provided with Notice of Award and Limited Notice to Proceed the same date. GPI was then issued a Full Notice to Proceed on May 15, 2020.

The construction of this project is complete.

Construction Management/Construction Inspection
Contract No. CM-590A
(MEM/KMS)

At the September 27, 2021, Commission Meeting authorization was granted to award the Construction Management/Construction Inspection Services contract (CM-590A) to Johnson, Mirmiran and Thompson, Inc. (JMT) of Philadelphia for the not-to-exceed amount of \$1,554,968.16. Johnson, Mirmiran and Thompson, Inc. of Philadelphia was issued Notice of Award and also Limited Notice to proceed effective September 28, 2021. The full Notice to Proceed was issued November 5, 2021.

The construction of this project is complete. JMT continues to perform project close out activities for this project.

Construction
Contract No. TS-590A
(MEM/KMS)

At the September 27, 2021 Commissioners Meeting, the Commission awarded Contract No. TS-590A, Northampton Street Toll-Supported Bridge Rehabilitation to J.D. Eckman Inc. of Atglen, PA for an amount not-to-exceed \$15,487,427.50. J.D. Eckman was provided with Notice of Award/Limited Notice to proceed on September 28, 2021. The full Notice to Proceed was issued on November 15, 2021.

The Contractor continued the completion of final punch list and close out items throughout the reporting period.

DELAWARE RIVER JOINT TOLL BRIDGE COMMISSION

**September 30, 2024
PROJECT STATUS REPORT**

RIVERTON-BELVIDERE TOLL-SUPPORTED BRIDGE

NORTHWEST & SOUTHWEST WINGWALLS REHABILITATION

Design

Task Order Assignment No. C-751A-1
(HDH/MEM)

The masonry wingwalls at the northwest and southwest corners of the Riverton – Belvidere Toll Supported Bridge need repair, rehabilitation, or replacement. The walls exhibit vertical misalignment, areas of bulging stones, missing mortar and water staining because of water seeping through the wall. The sidewalk along the high side of the northwest wall exhibits signs of settlement and the concrete monument on the high side of the wall has settled and rotated.

Traffic Planning and Design, Inc (TPD) was provided with Notice to Proceed on June 16, 2021, for design services to address the wall conditions. On Wednesday, June 23, 2021, a Kick-Off meeting was held. TPD submitted an initial draft Alternatives Analysis Submission report the beginning of September. A meeting was held on October 14, 2021, to review the proposed solutions in the report and discuss any other future alternatives.

A revised analysis report was submitted on November 5, 2021. This report included an interim recommendation to monitor the northwest wingwall for further movement at three-month intervals for a year. A meeting was held with TPD on November 17, 2021 to discuss this recommendation, and TPD was given the go-ahead to start the survey-based monitoring work on November 18, 2021.

An initial Survey of the Northwest wingwall was done by Navarro & Wright, subconsultant to TPD, on December 1, 2021. Reflective targets and plates were attached to the wall. The next monitoring was performed early February, with negligible changes noted. The monitoring in May 2022 again noted minor changes. The monitoring report from August 3rd registered minor changes from the previous report as well. Comparing the results of August 2022 to the December 2021 baseline, it appears there is active movement of the wall.

As a result, TPD was authorized to proceed with the Phase 2 wall rehabilitation design on November 29, 2022. Project design plans were finalized in December 2023 and issued to a JOC Contractor for pricing and construction in 2024. Construction began in July 2024 and proceeded through the reporting period, with TPD participating in progress meetings, reviewing submittals and responding to RFIs as needed.

Construction Inspection
Task Order Assignment C-772A-1
(HDH/MEM)

This Task Order Assignment is for providing Construction Inspection services for the Riverton-Belvidere Toll-Supported Bridge NW & SW Wingwall Rehabilitation. KS Engineers,

DELAWARE RIVER JOINT TOLL BRIDGE COMMISSION

September 30, 2024

PROJECT STATUS REPORT

P.C. (KSE) was provided with their Notice to Proceed effective June 4, 2024. KSE continues to provide a full-time Construction Inspector for the duration of the construction to observe and monitor the progress of the on-site construction activities

Construction
Job Order Contract No. TTS-784A-001
(HDH/MEM)

A Joint Scope of Work Meeting was held on January 11, 2024. Personnel from TPD, Mount Construction (JOC T/TS-784A-1), Gordian and the Engineering Department met on-site at the RBTSB. A follow-up Teams meeting was held on January 19, 2024. Mount Construction provided a cost proposal via several review iterations, which has been finalized with the JOC Program Manager Gordian Group. Construction under T/TS 784A-1 has started in early July 2024.

This Job Order Contract was awarded to Mount Construction Company, Inc. on June 20, 2024 for an amount not-to-exceed \$449,748.88 for the rehabilitation of the Northwest (NW) and Southwest (SW) wingwalls at the Riverton-Belvidere, Pennsylvania bridge approach. This contract includes the removal of the existing concrete wall cap, stone masonry where the wall has bulged and resetting the stone and replacing the wall cap including a new moment slab on the NW wingwall. Work at the NW wingwall also includes removing and resetting the railing on top of the NW wingwall, sidewalk replacement, blast cleaning, repointing and applying a waterproofing agent on the wall. The Southwest wingwall work includes the blast cleaning, repointing and applying a waterproofing agent on the wall. The SW wingwall work includes the blast cleaning, repointing and applying a waterproofing agent. The work on the roadway adjacent to the SW wingwall includes construction of a concrete trough, asphalt curb, and minor paving immediately adjacent to the wall to address drainage issues.

The pre-construction meeting was held on June 26, 2024 and construction started in early July. To provide additional support to the existing soil behind the stone masonry wall shotcrete and soil nails were proposed by the contractor's engineer. These additional measures were required to safely rehabilitate the stone masonry wall. The existing stone masonry wall was dismantled on August 29, 2024, and the contractor has begun to reconstruct the bulged portion of the wall by resetting the stone. A 2-foot-wide catwalk structure was placed between the existing sidewalk and the bridge sidewalk on August 30, 2024 to provide pedestrians access during construction.

DELAWARE WATER GAP TOLL BRIDGE

DWG BUILDING DEMOLITION AND SITE RESTORATION

Construction
Job Order Contract No. TTS-786A-001
(CLR/SJB)

This Job Order Contract for an amount not-to-exceed \$135,634.03 is for the demolition of two buildings along with tree clearing, utility removal and general site clearing and cleanup on the Commission's recently acquired property at 131 Oak Street in Delaware Water Gap. This

DELAWARE RIVER JOINT TOLL BRIDGE COMMISSION

September 30, 2024

PROJECT STATUS REPORT

contract is a precursor to a future contract to construct a new salt shed and maintenance garage on this site. The demolition contractor is Mount Construction Company, Incorporated of Berlin, New Jersey. Mount was provided with the Contract's Notice to Proceed effective May 15, 2024.

All field work was completed on June 14, 2024 Invoice No. 1 /Final is being developed for final payment.

DELAWARE RIVER JOINT TOLL BRIDGE COMMISSION

**September 30, 2024
PROJECT STATUS REPORT**

MULTIPLE FACILITIES AND/OR COMMISSION-WIDE

CAPITAL PROGRAM MANAGEMENT CONSULTANT (CPMC) & DESIGN MANAGEMENT CONSULTANT (DMC) SERVICES FOR CAPITAL IMPROVEMENT PROJECTS

**CPMC SERVICES – 2018 THROUGH 2024
Task Order Assignment No. C-502A-1M
(SJB/KMS)**

Under Task Order Assignment 502A-1M, AECOM continues to provide Capital Program Management Consultant (CPMC) Staff Augmentation Services for delivery of the Commission's Capital Program. AECOM is currently providing four (4) full-time Project Managers to oversee and administer various design and construction projects that are being advanced in the Capital Improvement Program. CPMC staff are providing oversight and or inspection of the following contracts: Contract C-766A and CM-766A, I-78 NJ Roadway Rehabilitation and Power & Communication Infrastructure Design; Task Order Assignment C-760A-4, Scudder Falls Bridge Project Ancillary Improvements Design (construction is being performed under a Job Order Contract T/TS-787A-002); Task Order Assignment C-788A-1, Trenton – Morrisville Toll Bridge Roadway Pavement and Deck Sealing Design; with Construction and Construction Management/Construction Inspection being performed under Contracts T-746A and C-772A-2 respectively; Job Order Contract T/TS-735A-013 and C-772A-3 (Construction Inspection) for the NH-L TB Stone Veneer Replacement and AET Toll Sign Replacements at P-C TB, M-M TB, and NH-L TB. Also being provided are the remaining project close-out tasks for the SFB Replacement Project as well as support for various other Job Order Contract work. A Problem Statement was also issued to French and Parrello Associates, P.C. and a cost requested for performing a space utilization program study for the DWG TB Facility.

In July efforts under this Task Order Assignment moved over to Task Order Assignment C-502A-1N.

CPMC SERVICES THROUGH DECEMBER 31, 2028

**Task Order Assignment No. C-502A-1N
(SJB/KMS)**

Task Order Assignment No. C-502A-1N was authorized on April 8, 2024 for the continuation of Capital Program Management Consultant (CPMC) Services through December 31, 2028. The budget currently authorized for this assignment is estimated for full-staff CPMC Services through December 31, 2025. Services under this Task Order Assignment from January 1, 2026 through December 31, 2028 will include monitoring of Scudder Falls Bridge Replacement project Pennsylvania wetland mitigation site until final acceptance of the wetland establishment by PADEP. The CPMC will continue to provide support to the Commission in advancing the Capital Program in the following areas: procurement assistance, scheduling and cost control, programming/planning, Project Management, Program Area Management, technical support,

DELAWARE RIVER JOINT TOLL BRIDGE COMMISSION

September 30, 2024

PROJECT STATUS REPORT

design oversight and support, construction oversight and support, and oversight and support of the Job Order Contract (JOC) construction work.

In July 2024 work activities from Task Order Assignment C-502A-1M were moved over to this Task Order Assignment

UNDERWATER SUBSTRUCTURE IMPROVEMENTS DESIGN – ALL REGIONS

Design

Contract No. C-782A

(HDH/SJB)

During the 2021 Underwater Inspection, repair and/or rehabilitation needed at bridge substructures below the water level was identified in the reports. IH Engineers, P.C. was awarded this project and given limited notice to proceed August 1, 2023. IH's subconsultants GPI and JMT finished the in-depth field inspection for the project by the end of August. IH continued with the Draft Condition Assessment Report (CAR) and a Draft Substructure Foundation Reports (SFR) for each bridge. Where the CAR will outline the need for repairs and at which bridges, the SFR will be used as a source of information regarding the foundations and its susceptibility to flooding damage for the Commission in the future. A mid-October meeting was held with the consultant to discuss the CAR and to exchange ideas on possible repairs. Bi-weekly progress meetings are scheduled with the consultant. A Draft CAR was submitted in November and a draft SFR was submitted early December. Both have been reviewed by Commission staff, revised reports were delivered late January and have been returned with comments. A revised set of reports received in mid-April 2024 are currently under review.

A pre-application meeting with NJDEP was conducted on April 2, 2024. Condition Assessment reports (CAR) continue to be progressed. IH is finalizing their reports and working on the preliminary design. Their subconsultants are continuing working on acquiring the necessary permits.

BRIDGE MONITOR SHELTER ENHANCEMENTS PROGRAM DEVELOPMENT

Task Order Assignment No. C-771A-1

(WMC/KMS)

French & Parrello Associates, P.A. and their sub-consultant, USA Architects, Planners + Interior Designers are developing a system-wide program to enhance the Commission's inventory of bridge monitor shelters. Work involved preparing the program needs assessment, as discussed during the April 22nd meeting with Commission staff, and continued through the reporting period. A revised site constraints analysis was submitted addressing previously provided comments from the Commission. Additionally, the Commission received revised drawings for the primary and satellite shelter prototypes.

DELAWARE RIVER JOINT TOLL BRIDGE COMMISSION

September 30, 2024
PROJECT STATUS REPORT

ELECTRONIC SURVEILLANCE / DETECTION SYSTEM NETWORK VIDEO MANAGEMENT SYSTEM (NVMS) INTEGRATOR SERVICES Contract No. DB-768A (WMC/KMS)

Dynamic Security, LLC (dba Secuni) continued to provide maintenance services of headend type equipment in support of the Electronic Surveillance / Detection System under the direction of the Commission's Public Safety and Bridge Security Department, who operates the system from the Control Centers located at the New Jersey State Police's Regional Operation and Information Center (ROIC) in West Trenton, New Jersey and the New Hope-Lambertville Toll Bridge facility in New Hope, Pennsylvania.

ELECTRONIC TOLL COLLECTION CUSTOMER SERVICE CENTER/VIOLATION PROCESSING CENTER PROJECT Contract No. DB-584A (CAS/KMS)

Commission Staff are working with the New Jersey E-ZPass Customer Service Center (NJ E-ZPass CSC) provider, Conduent, to implement IAG Interface Control Document (ICD) version 1.60. This will allow CSCs to receive data and process transactions from other transponder protocols such as SeGo and 6C, in addition to the current TDM protocol, as well as other functionalities. Prior to go-live, there will be a round of end-to-end final testing for all agencies within the NJ E-ZPass CSC in late September 2024. Conduent prepared an end-to-end test plan and has distributed the document for the agencies to follow. After testing is completed with all agencies within the NJ E-ZPass CSC, go-live will be scheduled, expected to occur in late October 2024.

Conduent continues to develop the **real time digital payment function** at the NJ E-ZPass CSC for toll-by-plate customers. Conduent provided a preliminary walk through of the new functionality with Commission Staff and is working to address comments. Conduent has also prepared terms and conditions that will be displayed on the NJ E-ZPass website, and they are being reviewed by the NJTA.

For the **NJ CSC EZPass re-procurement**, Commission staff attended the oral interviews for Category A (Customer Service Center Services), Category B (License Plate Review Services) and Category C (Collections Services). Commission staff attended the New Jersey Turnpike Authority (NJTA) Advisory and Evaluation Committees meetings. The NJTA is currently in the negotiation phase with the proposers.

The NJTA, as the lead agency, is facilitating all meetings with the other agencies and Conduent to manage the implementation of outstanding system elements for the New Jersey E-ZPass Customer Service Center.

DELAWARE RIVER JOINT TOLL BRIDGE COMMISSION

September 30, 2024
PROJECT STATUS REPORT

ELECTRONIC TOLL COLLECTION SYSTEM REPLACEMENT

Design, Build and Maintain
Contract No. DB-540A
(CAS/KMS)

TransCore began preparing the remaining seven (7) toll plazas for the installation of the Encompass E6 multiprotocol reader. This included installing the cabling from the proposed reader location to each antenna.

Commission Staff are working with TransCore and the NJ E-ZPass CSC provider, Conduent, to implement IAG Interface Control Document (ICD) version 1.60. This will allow CSCs to receive data and process transactions from other transponder protocols such as SeGo and 6C, in addition to the current TDM protocol, as well as other functionalities. Prior to go-live, there will be a round of end-to-end final testing for all agencies within the NJ E-Zpass CSC in late September 2024. Conduent prepared an end to end test plan and has distributed the document for the agencies to follow. After testing is completed with all agencies within the NJ E-Zpass CSC, go-live will be scheduled, expected to occur in late October 2024.

TransCore assisted the Commission's pest control company with the treating of the toll plaza canopies.

Commission Staff and TransCore meet monthly to review and discuss system operational and maintenance items. A weekly call also takes place to briefly review system maintenance items for the week.

ALL ELECTRONIC TOLLING IMPLEMENTATION PLAN

Task Order Assignment No. C-728A-6
(CAS/ KMS)

Rummel, Klepper & Kahl, LLP (RK&K) team is providing program management services for the transition to soft All Electronic Tolling (AET) under this task order assignment. The RK&K team and Commission Staff met with TransCore to discuss our hard AET conversion and the anticipated use of the South Jersey Transportation Authority's procurement for the AET system. This procurement includes provisions that allow all the agencies of the New Jersey E-Zpass Customer Service Center to purchase their toll system.

JOB ORDER CONTRACTING SERVICES

JOB ORDER CONTRACTING PROGRAM MANAGER

Contract No. C-727A
(WMC/KMS)

The Gordian Group continued to provide program management services in support of the Commission's Job Order Contracting Program involving development of price proposals within

DELAWARE RIVER JOINT TOLL BRIDGE COMMISSION

September 30, 2024

PROJECT STATUS REPORT

the information management software as well as the construction management services in support of each individual job order.

**JOB ORDER CONTRACTING SERVICES
FOR BRIDGE, HIGHWAY, AND CIVIL WORK – NORTH REGION
Contract No. T/TS-784A
(WMC/KMS)**

Representatives from Mount Construction Company participated in a training session on June 28, 2023 involving the JOC Information Management Software, using the Construction Task Catalog and the understanding the Job Order Development Process.

Notice-to-Proceed was issued effective July 1, 2023.

**JOB ORDER CONTRACTING SERVICES
FOR BRIDGE, HIGHWAY, AND CIVIL WORK – SOUTH REGION
Contract No. T/TS-785A
(WMC/KMS)**

Representatives from Mount Construction Company participated in a training session on June 28, 2023 involving the JOC Information Management Software, using the Construction Task Catalog and the understanding the Job Order Development Process.

Notice-to-Proceed was issued effective July 1, 2023.

**JOB ORDER CONTRACTING SERVICES
FOR BUILDING AND FACILITY WORK – NORTH REGION
Contract No. T/TS-786A
(WMC/KMS)**

Representatives from Mount Construction Company participated in a training session on June 28, 2023 involving the JOC Information Management Software, using the Construction Task Catalog and the understanding the Job Order Development Process.

Notice-to-Proceed was issued effective July 1, 2023.

**JOB ORDER CONTRACTING SERVICES
FOR BUILDING AND FACILITY WORK – SOUTH REGION
Contract No. T/TS-787A
(WMC/KMS)**

Representatives from A.P. Construction participated in a training session on June 28, 2023 involving the JOC Information Management Software, using the Construction Task Catalog and the understanding the Job Order Development Process.

DELAWARE RIVER JOINT TOLL BRIDGE COMMISSION

September 30, 2024 PROJECT STATUS REPORT

Notice-to-Proceed was issued effective July 1, 2023.

GENERAL ENGINEERING CONSULTANT

2023-2024 Annual Inspections

Contract No. C-757A

(HDH/MEM)

As the Commission's General Engineering Consultant (GEC), Pickering, Corts & Summerson (PCS) provided Annual Inspection Services for the Toll Bridges in 2021, and Toll-Supported bridges in 2022, and Toll Bridges again in 2023.

Inspections of the Toll-Supported bridges and facilities are scheduled for 2024. A kick-off meeting was held with Maintenance, Engineering and PCS team staff on February 20th, 2024. Maintenance forces from NHL performed the cable rigging of the Toll-Supported Bridges beginning the last week of February in preparation for inspections that commenced the week of March 18th, 2024.

All Toll-Supported Bridges and Facilities were inspected during the months of March, April, May and June. Sign Reflectivity Assessment for the Toll-Supported bridges is scheduled for the month of September, this work is to be performed during night-time hours.

The Preliminary Draft Maintenance and Annual Inspection Reports are expected in Late October.

TOLL PLAZA RESTRIPING

Design

Task Order Assignment No. C-760A-6

(JRB/SJB)

Under this Task Order Assignment (TOA) the Consultant, Remington & Vernick Engineers (RVE), is providing professional consulting services to review, analyze, provide alternatives, and prepare construction plans for revised toll plaza and approach restriping at the seven (7) traditional toll plazas.

A kickoff meeting was held on October 5, 2023, via MS Teams. A research assessment report was submitted to the Commission on October 19, 2023, and a meeting was held on October 24, 2023, to discuss it. A revised report was submitted on November 20, 2023 for internal review and coordination. A status meeting was held on February 14, 2024. RVE submitted an updated assessment report based on additional Commission comments on February 21 and it is currently under review. RVE submitted preliminary plans on April 1, 2024 and comments were provided back to RVE on April 22. Plans for Interstate 78 and Trenton – Morrisville were finalized on May 20 and provided to Engineering staff to incorporate into the current T-766A I-78 I-NJ Roadway Rehabilitation and Power & Communication Infrastructure Improvements project, and for the current procurement of T-746A Trenton – Morrisville Toll Bridge Roadway Paving and Deck

DELAWARE RIVER JOINT TOLL BRIDGE COMMISSION

September 30, 2024

PROJECT STATUS REPORT

Sealing Improvements. The Commission is awaiting the final submission for the remaining five (5) toll plazas.

TRAFFIC ENGINEERING CONSULTANT

2021–2022/ 2023-2024 Annual Reports

Task Order Assignment No. C-761A

(CAS/ KMS)

Commission Staff provided the 2024 traffic data to Pennoni to begin preparing the 2024 Traffic Engineering report that will summarize the 2024 traffic and revenue and forecast the 2025 traffic and revenue.

TRAFFIC COUNT PROGRAM UPGRADE

Contract No. DR-550A

(JRB/CAS)

A Purchase Order was issued to Signal Service, Inc., West Chester, PA for new overhead traffic counters radar units and support materials in April 2023. Signal Service (SS) is a member of the Pennsylvania Department of General Services COSTARS Program.

The purchase order includes 19 new overhead radar units (includes 2 spare units), and new units have been installed at all vehicular bridges. These new sensors replaced end of life RTMS (radar) traffic monitoring units that began to fail. Due to increased sensitivity of the newer technology in the counters and the unique geometry of some of the Commission’s Toll-Supported Bridge approaches, Commission staff and Signal Service have been working to monitor and reconfigure or recalibrate the sensors at many bridges when needed. There are a few bridges that are problematic, including Uhlerstown – Frenchtown, Upper Black Eddy – Milford, and Riverton – Belvidere where narrow approach roadways coupled with steel guiderail has caused issues with radar counts.

Commission staff and SS are working together to try and remedy the situation, either by recalibration, reconfiguration, or relocation of the counter heads where possible.

Due to ongoing construction at the NH-L TSB for the rehabilitation project and the location of the traffic counter in the construction area, we anticipate additional issues with traffic counts going forward during construction. Engineering will be working with ESS & SS to investigate relocation of the traffic counter to the Pennsylvania approach and mount it near the Commission’s firehouse, away from the roadway guiderail and immediate construction site. Engineering, ESS, and SS will be working together to relocate the traffic counter at the New Hope – Lambertville TSB in the upcoming months.

The traffic counter at Riverton – Belvidere was relocated on May 9,2024. On May 17, the power supply failed at Riverton – Belvidere and was replaced by SS on May 23. On June 13, SS was on site with Engineering and ESS at the Uhlerstown – Frenchtown TSB to relocate the counter to a nearby light pole. On June 26, SS returned to U-F to recalibrate the sensor.

DELAWARE RIVER JOINT TOLL BRIDGE COMMISSION

September 30, 2024 PROJECT STATUS REPORT

In late August, it was discovered that during the R-B relocation in May, the traffic counting headers for Eastbound & Westbound were reversed. This was corrected on August 1.

Engineering and SS will continue monitoring any issues with the sensors at other Toll-Supported Bridges where geometry and roadway appurtenances cause problems.

ELECTRONIC TOLL COLLECTION / TOLLING TASK ORDER CONSULTANT

E6 MPR TESTING

**Task Order Assignment No. C-770A-2
(CAS/ KMS)**

TransCore continued to monitor the Encompass (E6) multiprotocol reader at the Trenton-Morrisville Toll Bridge. This reader enables the Commission toll facilities to read transponders that use TDM (IAG), SeGo or 6C protocols, an IAG directive. TransCore and RK&K collected data to document the performance of the reader in multiprotocol operation. This data continues to be reviewed by TransCore to determine if additional tuning to the reader is needed.

SOFT AET PROGRAM MANAGEMENT AND ROADWAY SIGN REPLACEMENT

Design

**Task Order Assignment No. C-770A-3
(CAS/ KMS)**

Rummel, Klepper & Kahl, LLP (RK&K) provided construction support that included reviewing contractor provided submittals and responding to requests for information for All-Electronic Tolling (AET) Soft Conversion Phase 2 - AET in place (Phase 2) signage revisions for the westbound travel direction of the New Hope – Lambertville, Portland – Columbia and Milford – Montague Toll Bridges. The sign changes address the discontinuation of cash collection and the addition of the Toll-by-Plate payment option at these bridges, on June 17, 2024.

Mount Construction, the Commission's Job Order Contract (JOC) completed the sign installation and roadway pavement marking eradication. Two larger signs that required additional time to procure will be received and installed by Mount Construction.

RK&K submitted the pre-final plans, specifications and estimates for the All-Electronic Tolling (AET) Soft Conversion Phase 2 - AET in place (Phase 2) signage revisions for the Trenton – Morrisville, I-78, Easton – Phillipsburg, and Delaware Water Gap Toll Bridges. Commission Staff reviewed the submission and provided comments. RK&K is addressing the comments and will then submit final documents.

DELAWARE RIVER JOINT TOLL BRIDGE COMMISSION

**September 30, 2024
PROJECT STATUS REPORT**

TOLL SIGN REPLACEMENTS AT NEW HOPE-LAMBERTVILLE TOLL BRIDGE

Construction
Job Order Contract No. T/TS-785A-1
(CAS/KMS)

This Job Order Contract for an amount not-to-exceed \$89,794.02 is for the installation of advanced tolling signs at the New Hope-Lambertville bridge approach and toll plaza in preparation to transitioning to All Electronic Tolling In-place at this bridge. This contract includes the replacement of ground mounted Toll Rate and EZPass signs, overhead related toll signs, route assembly signs, EZPass and or Billed by Mail signs. This contract also includes the removal of stop signs, speed limit signs and toll related signs at the Toll Plaza and replaced with new speed limit and “Toll Processed Keep Moving” signs and the eradication of existing EZPass Only pavement marking legends and arrows. The Toll Sign Replacement contractor is Mount Construction Company, Incorporated of Berlin, New Jersey. Mount was provided with the Contract’s Notice to Proceed effective May 24, 2024 and began sign installation and replacement work at this bridge on June 12, 2024. Mount completed the sign replacements within the toll plaza and replaced the advance signage in New Jersey in preparation for going to all electronic tolling on June 16, 2024. Three (3) large overhead signs on the bridge required additional structural support, which was submitted by Mount and approved by the design engineer RK&K. These remaining three (3) overhead signs are scheduled for installation in September 2024.

TOLL SIGN REPLACEMENTS AT PORTLAND-COLUMBIA TOLL BRIDGE

Construction
Job Order Contract No. T/TS-784A-2
(CAS/KMS)

This Job Order Contract for an amount not-to-exceed \$51,812.20 is for the installation of advanced tolling signs at the Portland-Columbia bridge approach and toll plaza in preparation to transitioning to All Electronic Tolling In-place at this bridge. This contract includes the replacement of ground mounted Toll Rate and EZPass signs, route assembly signs, EZPass and or Billed by Mail signs. This contract also includes the removal of stop signs, speed limit signs and toll related signs at the Toll Plaza and replaced with new speed limit and “Toll Processed Keep Moving” signs. The Toll Sign Replacement contractor is Mount Construction Company, Incorporated of Berlin, New Jersey. Mount was provided with the Contract’s Notice to Proceed effective May 24, 2024 and began sign installation and replacement work at this bridge on June 7, 2024. Mount completed the sign replacements within the toll plaza and replaced the majority of the advance signage in New Jersey in preparation for going to all electronic tolling on June 16, 2024 at this facility. Four (4) larger toll signs were fabricated and installed the week of July 8, 2024. Two signs on the NJ ramp to the bridge must still be moved to their designed location.

DELAWARE RIVER JOINT TOLL BRIDGE COMMISSION

**September 30, 2024
PROJECT STATUS REPORT**

TOLL SIGN REPLACEMENTS AT MILFORD-MONTAGUE TOLL BRIDGE

Construction

Job Order Contract No. T/TS-784A-3

(CAS/KMS)

This Job Order Contract for an amount not-to-exceed \$42,594.62 is for the installation of advanced tolling signs at the Milford-Montague bridge approach and toll plaza in preparation to transitioning to All Electronic Tolling In-place at this bridge. This contract includes the replacement of ground mounted Toll Rate and EZPass signs, route assembly signs, EZPass and or Billed by Mail signs. This contract also includes the removal of stop signs, speed limit signs and toll related signs at the Toll Plaza and replaced with new speed limit and “Toll Processed Keep Moving” signs. The Toll Sign Replacement contractor is Mount Construction Company, Incorporated of Berlin, New Jersey. Mount was provided with the Contract’s Notice to Proceed effective May 24, 2024 and began sign installation and replacement work at this bridge on June 6, 2024. Mount completed the sign replacements within the toll plaza and replaced the advance signage in New Jersey in preparation for going to all electronic tolling on June 16, 2024.

DELAWARE RIVER JOINT TOLL BRIDGE COMMISSION

Meeting of September 30, 2024

OPERATIONS

The following Pages reflect the reports on those items assigned to the Operations Department. Each item is reported separately and page numbered accordingly.

DELAWARE RIVER JOINT TOLL BRIDGE COMMISSION

Meeting of September 30, 2024

OPERATIONS INDEX

FOR

PUBLIC SAFETY & BRIDGE SECURITY

SUBJECT	DESCRIPTION	PAGE NUMBER
Public Safety & Bridge Security	Status Reports Month of July & August 2024	1-48

DELAWARE RIVER JOINT TOLL BRIDGE COMMISSION
Meeting of September 30, 2024

PUBLIC SAFETY AND BRIDGE SECURITY
Month of July 2024

The below-listed items represent meetings, communications, tasks, and projects involving the Public Safety and Bridge Security Department (PSBS):

Radio System

- In July 2024, the ESS Maintenance staff and Train Towers completed the installation of the in-building antenna system at the Langhorne Maintenance Facility.
- PSBS personnel and the New Jersey State Police investigated various DRJTBC radio issues during July 2024.
- In July 2024, ESS Maintenance staff installed and programmed 5 new radios for various new vehicles.
- In July 2024, ESS Maintenance staff continued to work with the Regions and IT to update the Maximo radio inventory database.

Access Control System

- In July 2024, ESS Maintenance staff continued upgrading components of the Commission's access control system and adjusting doors to ensure the security of commission facilities.
- In July 2024, the Access Control System (ACS) database was audited, and pictures were updated for employees and contractor cards.
- Various employee ACS rights were updated and changed at the supervisors' request.
- Various door alarms and ACS issues were investigated and addressed.

Public Safety & Bridge Security

- PSBS continued to arrange various Pennsylvania State Police (PSP) enforcement details and safety checks at Commission bridges.
- PSBS Control Center (CC) continues to operate 24/7 and detects, documents, and assists the regional bridges with various emergencies, traffic, and security-related incidents.

DELAWARE RIVER JOINT TOLL BRIDGE COMMISSION
Meeting of September 30, 2024

PUBLIC SAFETY AND BRIDGE SECURITY
Month of July 2024

- During the month of July 2024, PSBS worked with Human Resources (HR) on various internal investigations.
- During the month of July 2024, PSBS personnel worked with several police departments and DRJTBC personnel on various inquiries and investigations. As a result, PSBS personnel investigated thirty-five (35) video requests.
- In July 2024, PSBS Staff attended the I-78 NJ Roadway Rehabilitation and Power & Communication Infrastructure meeting.
- In July 2024, PSBS personnel reviewed and purged the ESS video storage database that contains copies of videos requested by DRJTBC personnel and outside agencies.
- In July 2024, PSBS staff attended a meeting for the Lower Trenton TSB Truck Warning System (Pilot) and a Bridge Monitor Shelter Concept Design.
- In July 2024, PSBS continued working with Engineering to construct the Southern Operations & Maintenance Facilities – Trenton-Morrisville Control Center Project.
- In July 2024, work continued at the New Hope Control Center on the Computer Aided Dispatch System (CAD), and the Carousel integrated phone system. PSBS Staff and Engineering continue to conduct Bi-Weekly meetings with Motorola and Carousel regarding the CAD and phone system.
- In July 2024, PSBS staff participated in interviews for open Bridge Monitor positions.
- In July 2024, PSBS personnel assisted with traffic control for Friday Night Fireworks at the NHLTSB.
- July 2024, PSBS staff attended various meetings concerning the switch over to All Electronic Tolling (AET).

Electronic Security Surveillance (ESS) Maintenance

- In July 2024, the ESS Maintenance staff responded to and closed 64 Maximo work orders concerning the Commission's ESS and radio systems.

DELAWARE RIVER JOINT TOLL BRIDGE COMMISSION
Meeting of September 30, 2024

PUBLIC SAFETY AND BRIDGE SECURITY
Month of July 2024

- In July 2024, the ESS Maintenance staff installed and brought online 3 new cameras I-78 Welcome Center cameras located in the Welcome Center parking area(s) to enhance the security and safety of the travelling public.
- In July 2024, the ESS Maintenance staff added 1 new camera in support of PSBS to view vehicles on the bridge deck at NHLTSB while under construction.
- In July 2024, the ESS Maintenance staff programed and installed a new server to monitor the health of all the Commission Genetec servers.
- In July 2024, the ESS Maintenance staff continued replacing and updating cameras at all DRJTBC locations.
- In July 2024, the ESS Maintenance staff programed and replaced 2 managed switches on the Scudder Falls roadway.
- During the month of July 2024, the ESS Maintenance Staff worked with Secuni to address various issues with the Control Center's monitoring wall.

Toll Department – July 2024

1. Facilitated an internal meeting with various Commission Departments to discuss any post-conversion issues regarding AET-in-Place at NHL, PC and MM
2. Participated in the Toll and Toll Supported Bridge Sergeants promotional interview process.
3. Assisted with the coordination of the Toll Bridge staff regarding the E-ZPass Customer Service and Toll Audit training
4. Participated in TransCore weekly Teams meetings and assist with any toll system updates
5. Assisted with the Garda contract extension until the end of January 2025 - until all Toll Plazas have been converted to AET-in-Place.
6. Held weekly Teams meetings with Lieutenants and DDOT to keep staff informed of any updates and answer questions
7. Track existing Part-time Toll Collector hours - 300/600-hour evaluations
8. Continue to monitor the daily Garda pickups and prepare a weekly report
9. Continue to work with TES to schedule training for Toll personnel and newly promoted employees

DELAWARE RIVER JOINT TOLL BRIDGE COMMISSION
Meeting of September 30, 2024

PUBLIC SAFETY AND BRIDGE SECURITY
Month of July 2024

10. Continue to monitor traffic flow to adjust schedules
11. Approve and monitor payroll / address any ADP or portal issues
12. Visited toll locations to meet with staff and discuss any issues

July 2024 NJSP/PSP DRJTBC Combined Stats

Bridges	N/R Accidents		Reportable Accidents		Motorist Assists		Other	
	NJ	PA	NJ	PA	NJ	PA	NJ	PA
Milford-Montague Toll Bridge (R0440)	0	0	0	0	0	0	0	0
Delaware Water Gap Toll Bridge (N0641)	0	2	1	0	1	0	0	2
Portland-Columbia Pedestrian TSB (M0642)	0	0	0	0	0	0	0	0
Portland-Columbia Toll Bridge (M0643)	0	0	0	0	0	0	0	0
Riverton-Belvidere Toll Supported Bridge (M0644)	0	2	1	0	0	0	0	1
Easton-Phillipsburg Toll Bridge (M0645)	0	2	1	0	2	0	1	0
Northampton St TSB (M0646)	0	0	0	0	0	1	0	5
I-78 Toll Bridge (M0646)	0	0	1	1	2	9	2	7
Riegelsville Toll Supported Bridge (M0248)	0	0	0	0	0	0	0	1
Upper BlackEddyMilford Toll Supported (M0249)	0	0	0	0	0	0	0	0
Uhlertown Frenchtown TSB (M0250)	0	0	0	0	0	0	0	0
Lumberville Raven Rock TSB Ped. (M0251)	0	0	0	0	0	0	0	0
Centre Bridge Stockton TSB (M0252)	0	0	0	0	1	0	0	0
New Hope Lambertville Toll (M0253)	0	0	0	0	1	0	0	0
New Hope Lambertville TSB (M0254)	0	0	0	0	0	0	0	0
Washington Crossing TSB (M0355)	0	0	1	0	1	0	0	0
Scudder Falls Toll (M0356)	0	0	0	0	1	0	0	2
Calhoun St TSB (M0357)	0	1	0	0	0	0	0	1
Lower Trenton TSB (M0358)	0	0	0	1	0	1	0	0
Morrisville Trenton Toll (M0359)	0	9	1	0	0	0	0	0

	Citations	Warnings	Security Checks
New Jersey State Police	11	8	543
Pennsylvania State Police	91	169	671

July 2024 Overweight Crossings-Central Region

7/31/2024

Bridge	Total Turnarounds	Total Overweights	Total Manned	Total Unmanned	NJSP Response	Summons Issued	Warnings Issued	PSP Response	Citations Issued	Warnings Issued2	Local Police Response	No Response
Riverton-Belvidere	170	5	1	4	3	2	1	0	0	0	0	2
Northampton St.	943	11	11	0	4	1	4	6	0	5	0	1
Riegelsville	357	1	1	0	0	0	0	0	0	0	0	1
Uhlerstown - Frenchtown	201	0	0	0	0	0	0	0	0	0	0	0
July Totals	1671	17	13	4	7	3	5	6	0	5	0	4
Bridge	Total Turnarounds	Total Overweights	Total Manned	Total Unmanned	NJSP Response	Summons Issued	Warnings Issued	PSP Response	Citations Issued	Warnings Issued	Local Police Response	No Response
Riverton-Belvidere	925	41	8	33	29	9	18	5	3	1	0	8
Northampton St.	5117	33	33	0	13	3	11	15	3	12	0	5
Riegelsville	1687	2	2	0	0	0	0	0	0	0	0	1
Uhlerstown - Frenchtown	1072	7	0	7	6	4	2	0	0	0	0	0
	0	0	0	0	0	0	0	0	0	0	0	0
Year to Date Totals	8801	83	43	40	48	16	31	20	6	13	0	14

July 2024 Overweight Crossings-Southern Region

7/31/2024

Bridge	Total Turnarounds	Total Overweights	Total Manned	Total Unmanned	NJSP Response	Summons Issued	Warnings Issued	PSP Response	Citations Issued	Warnings Issued2	Local Police Response	No Response
Lower Trenton	22	4	0	4	0	0	0	4	0	4	0	0
Calhoun Street	153	0	0	0	0	0	0	0	0	0	0	0
Washington Crossing	129	4	0	4	3	3	0	1	1	0	0	0
New Hope	125	0	0	0	0	0	0	0	0	0	0	0
Lambertville	132	7	0	7	7	3	4	0	0	0	0	0
Centre Bridge												
Stockton												
July Totals	561	15	0	15	10	6	4	5	1	4	0	0
Bridge	Total Turnarounds	Total Overweights	Total Manned	Total Unmanned	NJSP Response	Summons Issued	Warnings Issued	PSP Response	Citations Issued	Warnings Issued	Local Police Response	No Response
Lower Trenton	244	8	0	8	0	0	0	8	1	7	0	0
Calhoun Street	870	6	6	0	2	2	0	3	1	2	0	1
Washington Crossing	1067	10	2	8	6	5	1	2	1	1	0	2
New Hope	1044	1	1	0	0	0	0	1	0	1	0	0
Lambertville	675	29	0	29	28	17	11	0	0	0	1	0
Centre Bridge												
Stockton												
Year to Date Totals	3900	54	9	45	36	24	12	14	3	11	1	3

2024

Cpl. Monthly Activity Report

July 2024

Location	Bridge Checks	Overweights	Accidents	Code 100	Disabled Vehicles	Medical Emergencies
Lower Trenton	107	4	3	0	0	0
Calhoun Street	143	0	2	0	0	2
Langhorne	92	0	0	0	0	0
Scudder Falls	306	0	2	0	12	1
Washington Crossing	132	4	1	0	0	0
New Hope Lambertville	106	0	3	0	0	0
Centre Bridge	95	7	1	0	0	0
Stockton	46	0	0	0	0	0
Lumberville	46	0	0	0	0	0
RavenRock	102	0	0	0	0	0
Uhlersown	102	0	0	0	0	0
Frenchtown	97	0	1	0	0	0
Upper Black Eddy	97	0	1	0	0	0
Milford	97	0	1	0	0	0
Riegelsville	179	1	0	0	0	0
Northampton St.	297	11	2	0	1	2
Riverton	103	5	2	0	0	1
Belvidere	103	5	2	0	0	1
Portland Columbia	54	0	0	0	0	0
Totals	1859	32	17	0	13	6
Yearly Totals						
Location	Bridge Checks	Overweights	Accidents	Code 100	Disabled Vehicles	Medical Emergencies
Lower Trenton	107	4	3	0	0	0
Calhoun Street	143	0	2	0	0	2
Langhorne	92	0	0	0	0	0
Scudder Falls	306	0	2	0	12	1
Washington Crossing	132	4	1	0	0	0
New Hope Lambertville	106	0	3	0	0	0

Location	Bridge Checks	Overweights	Accidents	Code 100	Disabled Vehicles	Medical Emergencies
Centre Bridge	95	7	1	0	0	0
Stockton						
Lumberville	46	0	0	0	0	0
RavenRock						
Uhlersown	102	0	0	0	0	0
Frenchtown						
Upper Black Eddy	97	0	1	0	0	0
Milford						
Riegelsville	179	1	0	0	0	0
Northampton St.	297	11	2	0	1	2
Riverton						
Belvidere	103	5	2	0	0	1
Portland Columbia	54	0	0	0	0	0
Totals	1859	32	17	0	13	6

2024 Overweight Turnaround/Overweight Crossing Report YTD

Totals

Belvidere	January	February	March	April	May	June	July	August	September	October	November	December	Year to date totals
Turnarounds	89	94	127	156	145	144	170	181					1106
NJ Side	72	83	104	124	124	123	157	157					944
PA Side	17	11	23	32	21	21	13	24					162
Overweight Crossings	2	4	6	8	7	9	5	2					43
Northampton Street	January	February	March	April	May	June	July	August	September	October	November	December	Year to date totals
Turnarounds	554	567	752	733	674	894	943	858					5975
NJ Side	524	528	699	682	651	837	882	791					5594
PA Side	30	39	53	51	23	57	61	67					381
Overweight Crossings	3	2	5	2	0	10	11	5					38
Riegelsville	January	February	March	April	May	June	July	August	September	October	November	December	Year to date totals
Turnarounds	150	169	275	221	227	288	357	309					1996
NJ Side	115	130	184	160	166	204	268	228					1455
PA Side	35	39	91	61	61	84	89	81					541
Overweight Crossings	0	0	0	0	0	1	1	0					2
Frenchtown	January	February	March	April	May	June	July	August	September	October	November	December	Year to date totals
Turnarounds	119	119	190	182	134	127	201	275					1347
NJ Side	109	107	149	166	113	91	184	265					1184
PA Side	10	12	41	16	21	36	17	10					163
Overweight Crossings	1	0	1	2	2	1	0	1					8
Centre Bridge Stockton	January	February	March	April	May	June	July	August	September	October	November	December	Year to date totals
Turnarounds	80	99	82	78	87	117	132	99					774
NJ Side	70	72	65	66	69	93	91	77					603
PA Side	10	27	17	12	18	24	41	22					171
Overweight Crossings	3	4	5	1	6	3	7	4					33
New Hope Lambertville	January	February	March	April	May	June	July	August	September	October	November	December	Year to date totals
Turnarounds	114	143	166	140	199	157	125	597					1641
NJ Side	31	136	162	139	183	155	124	597					1527
PA Side	81	7	4	1	16	2	1	0					112

Belvidere	January	February	March	April	May	June	July	August	September	October	November	December	Year to date totals
Overweight Crossings	0	1	0	0	0	0	0	2					3
Washington Crossing	January	February	March	April	May	June	July	August	September	October	November	December	Year to date totals
Turnarounds	124	123	114	153	221	203	129	137					1204
NJ Side	116	119	103	141	218	170	118	125					1110
PA Side	8	4	11	12	3	33	11	12					94
Overweight Crossings	0	1	0	0	2	3	4	2					12
Calhoun Street	January	February	March	April	May	June	July	August	September	October	November	December	Year to date totals
Turnarounds	79	100	120	72	182	164	153	171					1041
NJ Side	44	60	94	39	108	111	123	116					695
PA Side	35	40	26	33	74	53	30	55					346
Overweight Crossings	0	1	0	1	2	2	0	3					9
Lower Trenton	January	February	March	April	May	June	July	August	September	October	November	December	Year to date totals
Turnarounds	0	0	73	46	53	50	22	0					244
NJ Side	0	0	73	46	53	50	22	0					244
PA Side	0	0	0	0	0	0	0	0					0
Overweight Crossings	0	0	0	4	0	0	4	1					9

DELAWARE RIVER JOINT TOLL BRIDGE COMMISSION

MONTHLY ACTIVITY SERVICES RENDERED REPORT

BRIDGE Riverton-Belvidere

MONTH July

YEAR 2024

ACTIVITY/SERVICE	WEEK OF 13-Jul	WEEK OF 20-Jul	WEEK OF 27-Jul	WEEK OF 31-Jul	TOTAL
Hours Worked	168	168	168	168	672
Patrols	68	73	71	68	280
Overweight Crossings	2	1	1	1	5
Overweights Refused	44	44	42	40	170
Pass Through	6	6	10	7	29
Disabled Vehicles	0	2	0	0	2
Accidents	0	0	0	0	0
Police Requests	10	8	16	12	46
Fire Dept. Requests	0	0	0	0	0
EMS / First Aid Requests	0	0	0	0	0
Traffic Control	16	20	34	10	80
Jumpers / Code 100	0	0	0	7	7
Public Interactions	62	38	71	44	215
Bicycle Warnings	2	2	16	2	22
Other	6	9	5	7	27

NOTES:

DELAWARE RIVER JOINT TOLL BRIDGE COMMISSION

MONTHLY ACTIVITY SERVICES RENDERED REPORT

BRIDGE Northampton Street

MONTH July

YEAR 2024

ACTIVITY/SERVICE	WEEK OF 13-Jul	WEEK OF 20-Jul	WEEK OF 27-Jul	WEEK OF 31-Jul	TOTAL
Hours Worked	336	336	336	344	1352
Patrols	147	158	154	167	626
Overweight Crossings	4	2	4	1	11
Overweights Refused	235	231	240	237	943
Pass Through	6	5	5	19	35
Disabled Vehicles	0	0	0	0	0
Accidents	1	0	1	0	2
Police Requests	3	2	4	2	11
Fire Dept. Requests	0	0	0	0	0
EMS / First Aid Requests	0	6	1	3	10
Traffic Control	50	39	46	38	173
Jumpers / Code 100	0	0	0	0	0
Public Interactions	159	170	246	214	789
Bicycle Warnings	25	45	57	31	158
Other	27	29	27	26	109

NOTES:

DELAWARE RIVER JOINT TOLL BRIDGE COMMISSION

MONTHLY ACTIVITY SERVICES RENDERED REPORT

BRIDGE Reigelsville

MONTH July

YEAR 2024

ACTIVITY/SERVICE	WEEK OF 13-Jul	WEEK OF 20-Jul	WEEK OF 27-Jul	WEEK OF 31-Jul	TOTAL
Hours Worked	336	336	336	352	1360
Patrols	152	152	136	148	588
Overweight Crossings	0	0	1	0	1
Overweights Refused	92	87	86	92	357
Pass Through	0	1	0	3	4
Disabled Vehicles	0	0	0	0	0
Accidents	0	0	0	0	0
Police Requests	0	0	0	1	1
Fire Dept. Requests	0	0	0	0	0
EMS / First Aid Requests	0	0	0	0	0
Traffic Control	0	0	0	3	3
Jumpers / Code 100	0	0	0	0	0
Public Interactions	43	48	63	67	221
Bicycle Warnings	3	1	3	0	7
Other	26	30	31	33	120

NOTES:

DELAWARE RIVER JOINT TOLL BRIDGE COMMISSION

MONTHLY ACTIVITY SERVICES RENDERED REPORT

BRIDGE Upper Black Eddy-Milford

MONTH July

YEAR 2024

ACTIVITY/SERVICE	WEEK OF 13-Jul	WEEK OF 20-Jul	WEEK OF 27-Jul	WEEK OF 31-Jul	TOTAL
Hours Worked	64	28	52	20	164
Patrols	32	14	26	12	84
Overweight Crossings	0	0	0	0	0
Overweights Refused	0	0	0	0	0
Pass Through	0	0	0	0	0
Disabled Vehicles	0	0	0	0	0
Accidents	0	0	0	0	0
Police Requests	0	0	0	0	0
Fire Dept. Requests	0	0	0	0	0
EMS / First Aid Requests	0	0	0	0	0
Traffic Control	0	0	0	0	0
Jumpers / Code 100	0	0	0	0	0
Public Interactions	21	16	35	9	81
Bicycle Warnings	0	10	6	4	20
Other	7	3	4	2	16

NOTES:

DELAWARE RIVER JOINT TOLL BRIDGE COMMISSION

MONTHLY ACTIVITY SERVICES RENDERED REPORT

BRIDGE Uhlerstown-Frenchtown

MONTH July

YEAR 2024

ACTIVITY/SERVICE	WEEK OF 13-Jul	WEEK OF 20-Jul	WEEK OF 27-Jul	WEEK OF 31-Jul	TOTAL
Hours Worked	92	96	88	72	348
Patrols	47	46	43	36	172
Overweight Crossings	0	0	0	0	0
Overweights Refused	60	64	49	28	201
Pass Through	8	5	10	2	25
Disabled Vehicles	0	0	0	0	0
Accidents	0	0	1	0	1
Police Requests	0	0	0	0	0
Fire Dept. Requests	0	0	0	0	0
EMS / First Aid Requests	0	0	0	4	4
Traffic Control	4	0	0	0	4
Jumpers / Code 100	0	0	0	0	0
Public Interactions	45	59	47	45	196
Bicycle Warnings	2	3	3	1	9
Other	7	8	11	7	33

NOTES:

DELAWARE RIVER JOINT TOLL BRIDGE COMMISSION

MONTHLY ACTIVITY SERVICES RENDERED REPORT

BRIDGE Portland-Columbia Pedestrian Bridge

MONTH July

YEAR 2024

ACTIVITY/SERVICE	WEEK OF 13-Jul	WEEK OF 20-Jul	WEEK OF 27-Jul	WEEK OF 31-Jul	TOTAL
Hours Worked	0	0	0	0	0
Patrols	14	14	14	12	54
Overweight Crossings	0	0	0	0	0
Overweights Refused	0	0	0	0	0
Pass Through	0	0	0	0	0
Disabled Vehicles	0	0	0	0	0
Accidents	0	0	0	0	0
Police Requests	0	0	0	0	0
Fire Dept. Requests	0	0	0	0	0
EMS / First Aid Requests	0	0	0	0	0
Traffic Control	0	0	0	0	0
Jumpers / Code 100	0	0	0	0	0
Public Interactions	0	0	0	0	0
Bicycle Warnings	0	0	0	0	0
Other	0	0	0	0	0

NOTES:

DELAWARE RIVER JOINT TOLL BRIDGE COMMISSION

MONTHLY ACTIVITY SERVICES RENDERED REPORT

BRIDGE Centre-Bridge Stockton

MONTH July

YEAR 2024

ACTIVITY/SERVICE	WEEK OF 13-Jul	WEEK OF 20-Jul	WEEK OF 27-Jul	WEEK OF 31-Jul	TOTAL
Hours Worked	168	100	108	72	448
Patrols	55	36	34	18	143
Overweight Crossings	2	5	0	0	7
Overweights Refused	40	38	17	37	132
Pass Through	18	13	7	0	38
Disabled Vehicles	0	0	0	0	0
Accidents	0	0	0	0	0
Police Requests	2	5	0	1	8
Fire Dept. Requests	0	0	0	0	0
EMS / First Aid Requests	0	0	0	0	0
Traffic Control	60	56	24	38	178
Jumpers / Code 100	0	0	0	0	0
Public Interactions	201	94	67	43	405
Bicycle Warnings	45	22	4	0	71
Other	0	0	0	0	0

NOTES:

DELAWARE RIVER JOINT TOLL BRIDGE COMMISSION

MONTHLY ACTIVITY SERVICES RENDERED REPORT

BRIDGE New Hope - Lambertville

MONTH July

YEAR 2024

ACTIVITY/SERVICE	WEEK OF 13-Jul	WEEK OF 20-Jul	WEEK OF 27-Jul	WEEK OF 31-Jul	TOTAL
Hours Worked	624	336	336	192	1488
Patrols	141	77	75	40	333
Overweight Crossings	0	0	0	0	0
Overweights Refused	50	30	28	17	125
Pass Through	8	3	4	1	16
Disabled Vehicles	0	0	0	0	0
Accidents	1	0	2	0	3
Police Requests	1	0	2	0	3
Fire Dept. Requests	0	0	0	0	0
EMS / First Aid Requests	0	0	0	0	0
Traffic Control	85	33	34	18	170
Jumpers / Code 100	0	0	0	0	0
Public Interactions	860	354	370	58	1642
Bicycle Warnings	117	71	55	10	253
Other	0	0	0	0	0

NOTES:

DELAWARE RIVER JOINT TOLL BRIDGE COMMISSION

MONTHLY ACTIVITY SERVICES RENDERED REPORT

BRIDGE Washington Crossing

MONTH July

YEAR 2024

ACTIVITY/SERVICE	WEEK OF 13-Jul	WEEK OF 20-Jul	WEEK OF 27-Jul	WEEK OF 31-Jul	TOTAL
Hours Worked	312	168	168	96	744
Patrols	50	26	24	20	120
Overweight Crossings	3	0	0	1	4
Overweights Refused	75	32	15	7	129
Pass Through	11	0	1	0	12
Disabled Vehicles	0	0	0	0	0
Accidents	0	0	0	0	0
Police Requests	3	1	0	1	5
Fire Dept. Requests	0	0	0	0	0
EMS / First Aid Requests	0	0	0	0	0
Traffic Control	89	33	19	10	151
Jumpers / Code 100	0	0	0	0	0
Public Interactions	58	35	21	28	142
Bicycle Warnings	10	8	4	1	23
Other	0	0	0	0	0

NOTES:

DELAWARE RIVER JOINT TOLL BRIDGE COMMISSION

MONTHLY ACTIVITY SERVICES RENDERED REPORT

BRIDGE Calhoun Street

MONTH July

YEAR 2024

ACTIVITY/SERVICE	WEEK OF 13-Jul	WEEK OF 20-Jul	WEEK OF 27-Jul	WEEK OF 31-Jul	TOTAL
Hours Worked	576	328	312	168	1384
Patrols	170	106	100	30	406
Overweight Crossings	0	0	0	0	0
Overweights Refused	44	35	40	34	153
Pass Through	1	1	2	0	4
Disabled Vehicles	0	1	0	0	1
Accidents	1	0	1	2	4
Police Requests	1	0	2	2	5
Fire Dept. Requests	2	0	1	0	3
EMS / First Aid Requests	0	0	1	0	1
Traffic Control	45	38	43	36	162
Jumpers / Code 100	0	0	0	0	0
Public Interactions	147	56	81		284
Bicycle Warnings	19	13	16		48
Other	45	38	43	36	162

NOTES:

DELAWARE RIVER JOINT TOLL BRIDGE COMMISSION

MONTHLY ACTIVITY SERVICES RENDERED REPORT

BRIDGE Lower Trenton

MONTH July

YEAR 2024

ACTIVITY/SERVICE	WEEK OF 13-Jul	WEEK OF 20-Jul	WEEK OF 27-Jul	WEEK OF 31-Jul	TOTAL
Hours Worked	0	4	0	0	4
Patrols	0	1	2	3	6
Overweight Crossings	0	3	1	0	4
Overweights Refused	0	22	0	0	22
Pass Through	0	0	0	0	0
Disabled Vehicles	0	0	0	0	0
Accidents	1	3	0	0	4
Police Requests	1	6	2	0	9
Fire Dept. Requests	0	0	0	0	0
EMS / First Aid Requests	0	0	0	0	0
Traffic Control	0	0	0	0	0
Jumpers / Code 100	0	0	1	0	1
Public Interactions	0	0	0	0	0
Bicycle Warnings	0	0	0	0	0
Other	0	0	0	0	0

NOTES:

DELAWARE RIVER JOINT TOLL BRIDGE COMMISSION

MONTHLY ACTIVITY SERVICES RENDERED REPORT

BRIDGE Lumberville - Raven Rock

MONTH July

YEAR 2024

ACTIVITY/SERVICE	WEEK OF 13-Jul	WEEK OF 20-Jul	WEEK OF 27-Jul	WEEK OF 31-Jul	TOTAL
Hours Worked	8	11	15	12	46
Patrols	0	0	0	0	0
Overweight Crossings	0	0	0	0	0
Overweights Refused	0	0	0	0	0
Pass Through	0	0	0	0	0
Disabled Vehicles	0	0	0	0	0
Accidents	0	0	0	0	0
Police Requests	0	0	0	0	0
Fire Dept. Requests	0	0	0	0	0
EMS / First Aid Requests	0	0	0	0	0
Traffic Control	0	0	0	0	0
Jumpers / Code 100	0	0	0	0	0
Public Interactions	0	0	0	0	0
Bicycle Warnings	0	0	0	0	0
Other	0	0	0	0	0

NOTES:

Electronic Security Surveillance System Maintenance Technician Report						
Work Order	Description	Date Created	Opened By	Date closed	Work Completed and Closed By	Not closed explanation
27695	Camera CS13 offline	1/29/2024	DSTITES			Broken fiber
28130	Camera WC08 red in tree not working	2/26/2024	ELELIE			Camera ordered
28419	LH Woodbourne Gate Lower card reader	3/13/2024	NKNECHEL	7/12/2024	Schneider	
29107	Fire alarm went off at LH and CC never received it	4/23/2024	KCLARK			?
29540	DWG is unable to pause video during playback	5/13/2024	JTRINIAN	7/12/2024	BWILSON	
30090	Genetec insufficient disk space error displays during playback	6/14/2024	MTAMPIER	7/8/2024	Secuni	
30176	PSP Liasion is unable to log into Genetec at this time	6/18/2024	KCLARK			
30178	EP12 & 13 are black screen and saying no video	6/18/2024	CREYES			
30227	MM OHD106 trouble alarm is yellow on map	6/20/2024	JTRINIAN	7/12/2024	HZINK	
30285	CBS camera feed delayed and unable to us PTZ controls on all cameras	6/25/2024	MTAMPIER	7/8/2024	Bwilson/Secuni	
30294	UBE all cameras lagging and pixelated on live feed	6/25/2024	MTAMPIER	7/9/2024	Bwilson/Secuni	
30295	NHST-cameras lagging & pixelated	6/25/2024	MTAMPIER	7/12/2024	Bwilson	
30321	TM02 & TM03 are PTZ cameras but PTZ not working	6/26/2024	KCLARK	7/5/2024	Bwilson	
30372	Aphone unable to open LH Woodbourne Gate Low	6/28/2024	MLEARY	7/8/2024	Bwilson	
30421	RV Comm Cabinet AC Power Loss	7/1/2024	SMITSTIFER	7/8/2024	Bwilson	
30450	LT-PTZ camera's movement controls are not right	7/2/2024	ELELIE	7/8/2024	Bwilson	
30465	CBS2 offline & showing red in Genetec tree	7/4/2024	MTAMPIER	7/8/2024	Bwilson	
30477	NHL 101 Parking lot 2 yellow in nav-no video	7/5/2024	SCORDREY	7/5/2024	SCORDREY	
30487	No analytics on TM22	7/5/2024	SMITSTIFER			in progress
30489	LT10 not red in genetec but will not connect	7/7/2024	SMITSTIFER	7/8/2024	HZINK	
30490	SFA05 not red in genetec but not connecting	7/7/2024	SMITSTIFER	7/8/2024	HZINK	
30491	NHS14 not connecting in genetec but white in tree	7/7/2024	SMITSTIFER	7/8/2024	HZINK	
30492	CBS08/05 not connecting but red in nav tree	7/7/2024	SMITSTIFER	7/8/2024	HZINK	
30493	UF08 is not red in genetec but will not connect	7/7/2024	SMITSTIFER	7/8/2024	HZINK	
30494	78M12 is red in nav tree and not connecting	7/7/2024	SMITSTIFER	7/12/2024	HZINK,DUNANGST,BWILSON	
30495	Console 2 of CC genetec is having memory issues and not coming up	7/7/2024	CREYES	7/12/2024	Secuni	
30562	NP cameras NHST03 & 14 are labeled wrong on shelter comp. pa side only	7/9/2024	JTRINIAN	7/12/2024	Bwilson	
30563	RB06 is yellow in nav tree and not connecting	7/10/2024	SMITSTIFER	7/12/2024	HZINK,DUNANGST,BM Sullivan	
30564	Alarms are not populating in Event/Alarm tab but are showing alarm	7/10/2024	SMITSTIFER			
30584	Five cameras offline and red in nav tree I78	7/10/2024	SMITSTIFER	7/10/2024	HZINK	
30585	NHL01,NHL20,NHL21 are offline and red in the nav tree	7/10/2024	JMONTGOMERY	7/11/2024	Bwilson	
30586	WC lost all cameras,phone and internet	7/11/2024	JMONTGOMERY	7/12/2024	Bwilson	
30626	WC10-No video-Camera to be replaced	7/12/2024	SCORDREY			waiting for material
30634	I78 OIC office Multiple 6-7 cameras displaying reconnect -local issue	7/12/2024	NKNECHEL	7/12/2024	DUNANGST	
30635	CBS01 offline and red in nav tree	7/13/2024	NKNECHEL	7/12/2024	SCORDREY	
30674	SF Janitor reports door 145 pad is flashing red and green	7/15/2024	KCLARK	7/15/2024	SCORDREY	
30697	8 cameras not in red in tree not connecting NHCC different bridges	7/15/2024	SMITSTIFER	7/22/2024	BWILSON	
30723	All cameras and access controls red in nav tree	7/16/2024	SMITSTIFER	7/19/2024	Secuni	
30724	SF18 showing red in the nav tree at the time of power outage	7/16/2024	ELELIE	7/19/2024	ELELIE	
30725	NHL20 Yellow in nav tree and not connecting	7/16/2024	SMITSTIFER	7/26/2024	ELELIE	
30726	DWG has 6 cameras red in nav tree and offline	7/17/2024	JMONTGOMERY	7/19/2024	BWILSON	
30734	RV11 offline and showing red in nav tree	7/17/2024	NKNECHEL	7/17/2024	HZINK	
30735	RV PA shelter door offline locally and remotely	7/17/2024	NKNECHEL	7/17/2024	HZINK	
30755	All Access control is red in nav tree	7/17/2024	MPISCIOTTO	7/18/2024	HZINK	
30790	7813 flex pipe to unction box is broken	7/18/2024	HZINK	7/18/2024	HZINK	
30813	SF16 is showing red in the nav tree	7/19/2024	ELELIE			
30814	SF58 is showing red in the nav tree	7/19/2024	ELELIE			
30815	8 cameras offline on console 3 video wall	7/19/2024	DSTITES	7/22/2024	BWILSON	
30819	No PTZ control on numerous cameras	7/19/2024	DSTITES	7/22/2024	BWILSON	
30831	DWG16 red in the tree	7/22/2024	HZINK	7/29/2024	BWILSON	
30883	EP intercom 102 red in the tree and offline	7/23/2024	HZINK	7/29/2024	HZINK	
30884	PC intercom 112 red in tree and offline	7/23/2024	HZINK	7/29/2024	HZINK	
30885	I78 intersom 210 red in tree and offline	7/23/2024	HZINK	7/29/2024	HZINK	
30886	CS PA door offline in genetec	7/23/2024	MLEARY	7/24/2024	SCORDREY	
30935	All PC ped cameras 1-5 are offline and red in nav tree	7/25/2024	JMONTGOMERY	7/29/2024	BWILSON	
30978	LT Hitemp alarm	7/27/2024	KRAIKE			

DELAWARE RIVER JOINT TOLL BRIDGE COMMISSION
Meeting of September 30, 2024

PUBLIC SAFETY AND BRIDGE SECURITY
Month of August 2024

The below-listed items represent meetings, communications, tasks, and projects involving the Public Safety and Bridge Security Department (PSBS):

Radio System

- In August 2024, the ESS Maintenance staff and Train Towers completed the installation of the in-building antenna system at the Langhorne Maintenance Facility.
- PSBS personnel and the New Jersey State Police investigated various DRJTBC radio issues during August 2024.
- In August 2024, ESS Maintenance staff installed and programmed 5 new radios for various new vehicles.
- In August 2024, ESS Maintenance staff continued to work with the Regions and IT to update the Maximo radio inventory database.

Access Control System

- In August 2024, ESS Maintenance staff continued upgrading components of the Commission's access control system and adjusting doors to ensure the security of commission facilities.
- In August 2024, the Access Control System (ACS) database was audited and pictures were updated for employees and contractor cards.
- Various employee ACS rights were updated and changed at the supervisors' request.
- Various door alarms and ACS issues were investigated and addressed.

Public Safety & Bridge Security

- PSBS continued to arrange various Pennsylvania State Police (PSP) enforcement details and safety checks at Commission bridges.

DELAWARE RIVER JOINT TOLL BRIDGE COMMISSION
Meeting of September 30, 2024

PUBLIC SAFETY AND BRIDGE SECURITY
Month of August 2024

- PSBS Control Center (CC) continues to operate 24/7 and detects, documents, and assists the regional bridges with various emergencies, traffic, and security-related incidents.
- During the month of August 2024, PSBS worked with Human Resources (HR) on various internal investigations.
- During the month of August 2024, PSBS personnel worked with several police departments and DRJTBC personnel on various inquiries and investigations. As a result, PSBS personnel investigated sixty-three (63) video requests.
- In August 2024, PSBS Staff attended the I-78 NJ Roadway Rehabilitation and Power & Communication Infrastructure meeting.
- In August 2024, PSBS personnel reviewed and purged the ESS video storage database that contains copies of videos requested by DRJTBC personnel and outside agencies.
- In August 2024, PSBS staff attended a meeting for the Lower Trenton TSB Truck Warning System (Pilot) and a Bridge Monitor Shelter Concept Design.
- In August 2024, PSBS continued working with Engineering to construct the Southern Operations & Maintenance Facilities – Trenton-Morrisville Control Center Project.
- In August 2024, work continued at the New Hope Control Center on the Computer Aided Dispatch System (CAD), and the Carousel integrated phone system. PSBS Staff and Engineering continue to conduct Bi-Weekly meetings with Motorola and Carousel regarding the CAD and phone system. Initial CAD training for Commission personnel is schedule for September.
- In August 2024, PSBS personnel assisted with traffic control for Friday Night Fireworks at the NHLTSB.
- August 2024, PSBS staff attended various meetings concerning the switch over to electronic tolling (AET).

Electronic Security Surveillance (ESS) Maintenance

- In August 2024, the ESS Maintenance staff responded to and closed 47 Maximo work orders concerning the Commission's ESS and radio systems.

DELAWARE RIVER JOINT TOLL BRIDGE COMMISSION
Meeting of September 30, 2024

PUBLIC SAFETY AND BRIDGE SECURITY
Month of August 2024

- In August 2024, the ESS Maintenance staff installed cabling for the ESS server monitoring system software (iDRAC NVM).
- In August 2024, the ESS Maintenance staff replaced multiple field switches in the Scudder Falls field cabinets for ESS cameras.
- In August 2024, the ESS Maintenance staff replaced two cameras at Washington Crossing (WC08, WC10).
- In August 2024, the ESS Maintenance staff ran new cabling to the New Hope Toll Bridge ESS tech office for ESS network access.
- In August 2024, the ESS Maintenance staff began the fall access control system preventative maintenance.
- During the month of August 2024, the ESS Maintenance Staff removed cameras from the New Hope Toll Bridge in support of Engineering's PA abutment project.

August 2024 NJSP/PSP DRJTBC Combined Stats

Bridges	N/R Accidents		Reportable Accidents		Motorist Assists		Other	
	NJ	PA	NJ	PA	NJ	PA	NJ	PA
Milford-Montague Toll Bridge (R0440)	0	0	1	0	0	0	0	0
Delaware Water Gap Toll Bridge (N0641)	0	1	1	0	1	1	0	7
Portland-Columbia Pedestrian TSB (M0642)	0	0	0	0	0	0	0	0
Portland-Columbia Toll Bridge (M0643)	0	0	0	0	0	0	0	1
Riverton-Belvidere Toll Supported Bridge (M0644)	0	0	1	0	0	0	0	1
Easton-Phillipsburg Toll Bridge (M0645)	0	0	1	1	4	1	0	0
Northampton St TSB (M0646)	0	1	2	0	0	0	0	6
I-78 Toll Bridge (M0646)	0	4	1	0	1	4	1	5
Riegelsville Toll Supported Bridge (M0248)	0	0	0	0	0	0	0	1
Upper BlackEddyMilford Toll Supported (M0249)	0	0	0	0	0	0	0	0
Uhlertown Frenchtown TSB (M0250)	0	0	0	0	0	0	0	1
Lumberville Raven Rock TSB Ped (M0251)	0	0	0	0	0	0	0	0
Centre Bridge Stockton TSB (M0252)	0	0	0	0	0	0	0	0
New Hope Lambertville Toll (M0253)	0	0	0	0	0	0	0	0
New Hope Lambertville TSB (M0254)	0	0	0	0	0	0	0	0
Washington Crossing TSB (M0355)	0	0	1	0	0	0	0	1
Scudder Falls Toll (M0356)	0	0	1	0	0	0	0	1
Calhoun St TSB (M0357)	0	0	0	0	0	0	0	0
Lower Trenton TSB (M0358)	0	1	0	1	0	1	0	4
Morrisville Trenton Toll (M0359)	0	8	1	1	1	2	0	0

	Citations	Warnings	Security Checks
New Jersey State Police	13	33	498
Pennsylvania State Police	95	141	656

August 2024 Overweight Crossings-Central Region

8/31/2024

Bridge	Total Turnarounds	Total Overweights	Total Manned	Total Unmanned	NJSP Response	Summons Issued	Warnings Issued	PSP Response	Citations Issued	Warnings Issued2	Local Police Response	No Response
Riverton-Belvidere	181	2	0	2	2	0	1	0	0	0	0	0
Northampton St.	858	5	5	0	1	0	1	4	2	2	0	0
Riegelsville	309	0	0	0	0	0	0	0	0	0	0	0
Uhlerstown - Frenchtown	275	1	0	1	1	1	0	0	0	0	0	0
August Totals	1623	8	5	3	4	1	2	4	2	2	0	0
Bridge	Total Turnarounds	Total Overweights	Total Manned	Total Unmanned	NJSP Response	Summons Issued	Warnings Issued	PSP Response	Citations Issued	Warnings Issued	Local Police Response	No Response
Riverton-Belvidere	1106	43	8	35	31	9	19	5	3	1	0	8
Northampton St.	5975	38	38	0	14	3	12	19	5	14	0	5
Riegelsville	1996	2	2	0	0	0	0	0	0	0	0	1
Uhlerstown - Frenchtown	1347	8	0	8	7	5	2	0	0	0	0	0
	0	0	0	0	0	0	0	0	0	0	0	0
Year to Date Totals	10424	91	48	43	52	17	33	24	8	15	0	14

August 2024 Overweight Crossings-Southern Region

8/31/2024

Bridge	Total Turnarounds	Total Overweights	Total Manned	Total Unmanned	NJSP Response	Summons Issued	Warnings Issued	PSP Response	Citations Issued	Warnings Issued2	Local Police Response	No Response
Lower Trenton	0	1	1	0	0	0	0	1	0	1	0	0
Calhoun Street	171	3	1	2	2	0	2	1	1	0	0	0
Washington Crossing	137	2	1	1	1	1	0	1	1	0	0	0
New Hope Lambertville	597	2	2	0	0	0	0	2	1	1	0	0
Centre Bridge Stockton	99	4	0	4	4	3	1	0	0	0	0	0
August Totals	1004	12	5	7	7	4	3	5	3	2	0	0
Bridge	Total Turnarounds	Total Overweights	Total Manned	Total Unmanned	NJSP Response	Summons Issued	Warnings Issued	PSP Response	Citations Issued	Warnings Issued	Local Police Response	No Response
Lower Trenton	244	9	1	8	0	0	0	9	1	8	0	0
Calhoun Street	1041	9	7	2	4	2	2	4	2	2	0	1
Washington Crossing	1204	12	3	9	7	6	1	3	2	1	0	2
New Hope Lambertville	1641	3	3	0	0	0	0	3	1	2	0	0
Centre Bridge Stockton	774	33	0	33	32	20	12	0	0	0	1	0
Year to Date Totals	4904	66	14	52	43	28	15	19	6	13	1	3

2024

Cpl. Monthly Activity Report

August 2024

Location	Bridge Checks	Overweights	Accidents	Code 100	Disabled Vehicles	Medical Emergencies
Lower Trenton	98	1	3	1	0	1
Calhoun Street	128	3	8	0	2	1
Langhorne	97	0	0	0	0	0
Scudder Falls	249	0	2	0	8	0
Washington Crossing	105	2	5	0	2	0
New Hope Lambertville	90	2	1	0	0	1
Centre Bridge Stockton	83	4	0	0	0	0
Lumberville RavenRock	40	0	0	0	0	0
Uhlersown Frenchtown	52	1	3	0	0	0
Upper Black Eddy Milford	63	0	0	0	0	0
Riegelsville	131	0	0	0	1	0
Northampton St.	167	0	0	0	0	0
Riverton Belvidere	73	2	2	0	0	0
Portland Columbia	29	0	0	0	0	0
Totals	1405	15	24	1	13	3
Yearly Totals						
Location	Bridge Checks	Overweights	Accidents	Code 100	Disabled Vehicles	Medical Emergencies
Lower Trenton	98	1	3	1	0	1
Calhoun Street	128	3	8	0	2	1
Langhorne	97	0	0	0	0	0
Scudder Falls	249	0	2	0	8	0
Washington Crossing	105	2	5	0	2	0
New Hope Lambertville	90	2	1	0	0	1

Location	Bridge Checks	Overweights	Accidents	Code 100	Disabled Vehicles	Medical Emeraencies
Centre Bridge	83	4	0	0	0	0
Stockton						
Lumberville	40	0	0	0	0	0
RavenRock						
Uhlersown	52	1	3	0	0	0
Frenchtown						
Upper Black Eddy	63	0	0	0	0	0
Milford						
Riegelsville	131	0	0	0	1	0
Northampton St.	167	0	0	0	0	0
Riverton						
Belvidere	73	2	2	0	0	0
Portland Columbia	29	0	0	0	0	0
Totals	1405	15	24	1	13	3

2024 Overweight Turnaround/Overweight Crossing Report YTD

													Totals
Belvidere	January	February	March	April	May	June	July	August	September	October	November	December	Year to date totals
Turnarounds	89	94	127	156	145	144	170						925
NJ Side	72	83	104	124	124	123	157						787
PA Side	17	11	23	32	21	21	13						138
Overweight Crossings	2	4	6	8	7	9	5						41
Northampton Street	January	February	March	April	May	June	July	August	September	October	November	December	Year to date totals
Turnarounds	554	567	752	733	674	894	943						5117
NJ Side	524	528	699	682	651	837	882						4803
PA Side	30	39	53	51	23	57	61						314
Overweight Crossings	3	2	5	2	0	10	11						33
Riegelsville	January	February	March	April	May	June	July	August	September	October	November	December	Year to date totals
Turnarounds	150	169	275	221	227	288	357						1687
NJ Side	115	130	184	160	166	204	268						1227
PA Side	35	39	91	61	61	84	89						460
Overweight Crossings	0	0	0	0	0	1	1						2
Frenchtown	January	February	March	April	May	June	July	August	September	October	November	December	Year to date totals
Turnarounds	119	119	190	182	134	127	201						1072
NJ Side	109	107	149	166	113	91	184						919
PA Side	10	12	41	16	21	36	17						153
Overweight Crossings	1	0	1	2	2	1	0						7
Centre Bridge Stockton	January	February	March	April	May	June	July	August	September	October	November	December	Year to date totals
Turnarounds	80	99	82	78	87	117	132						675
NJ Side	70	72	65	66	69	93	91						526
PA Side	10	27	17	12	18	24	41						149
Overweight Crossings	3	4	5	1	6	3	7						29
New Hope Lambertville	January	February	March	April	May	June	July	August	September	October	November	December	Year to date totals
Turnarounds	114	143	166	140	199	157	125						1044
NJ Side	31	136	162	139	183	155	124						930
PA Side	81	7	4	1	16	2	1						112

Belvidere	January	February	March	April	May	June	July	August	September	October	November	December	Year to date totals
Overweight Crossings	0	1	0	0	0	0	0						1
Washington Crossing	January	February	March	April	May	June	July	August	September	October	November	December	Year to date totals
Turnarounds	124	123	114	153	221	203	129						1067
NJ Side	116	119	103	141	218	170	118						985
PA Side	8	4	11	12	3	33	11						82
Overweight Crossings	0	1	0	0	2	3	4						10
Calhoun Street	January	February	March	April	May	June	July	August	September	October	November	December	Year to date totals
Turnarounds	79	100	120	72	182	164	153						870
NJ Side	44	60	94	39	108	111	123						579
PA Side	35	40	26	33	74	53	30						291
Overweight Crossings	0	1	0	1	2	2	0						6
Lower Trenton	January	February	March	April	May	June	July	August	September	October	November	December	Year to date totals
Turnarounds	0	0	73	46	53	50	22						244
NJ Side	0	0	73	46	53	50	22						244
PA Side	0	0	0	0	0	0	0						0
Overweight Crossings	0	0	0	4	0	0	4						8

DELAWARE RIVER JOINT TOLL BRIDGE COMMISSION

MONTHLY ACTIVITY SERVICES RENDERED REPORT

BRIDGE Riverton-Belvidere

MONTH August

YEAR 2024

ACTIVITY/SERVICE	WEEK OF 3-Aug	WEEK OF 10-Aug	WEEK OF 17-Aug	WEEK OF 24-Aug	WEEK OF 31-Aug	TOTAL
Hours Worked	168	168	168	168	168	840
Patrols	79	63	72	75	58	347
Overweight Crossings	0	1	1	0	0	2
Overweights Refused	31	35	48	33	34	181
Pass Through	10	6	6	3	5	30
Disabled Vehicles	0	0	0	0	0	0
Accidents	1	1	0	0	1	3
Police Requests	10	4	12	3	6	35
Fire Dept. Requests	0	0	0	0	0	0
EMS / First Aid Requests	0	0	0	0	0	0
Traffic Control	15	13	13	8	12	61
Jumpers / Code 100	0	0	0	0	0	0
Public Interactions	43	53	36	42	35	209
Bicycle Warnings	6	7	8	11	5	37
Other	10	9	11	11	12	53

NOTES:

DELAWARE RIVER JOINT TOLL BRIDGE COMMISSION

MONTHLY ACTIVITY SERVICES RENDERED REPORT

BRIDGE Northampton Street

MONTH August

YEAR 2024

ACTIVITY/SERVICE	WEEK OF 3-Aug	WEEK OF 10-Aug	WEEK OF 17-Aug	WEEK OF 24-Aug	WEEK OF 31-Aug	TOTAL
Hours Worked	336	336	336	336	336	1680
Patrols	141	153	166	162	150	772
Overweight Crossings	2	1	1	1	0	5
Overweights Refused	191	155	151	197	164	858
Pass Through	5	1	4	2	6	18
Disabled Vehicles	2	1	1	0	0	4
Accidents	1	1	0	1	0	3
Police Requests	3	3	0	1	1	8
Fire Dept. Requests	1	0	0	0	0	1
EMS / First Aid Requests	0	1	2	0	0	3
Traffic Control	83	43	29	34	42	231
Jumpers / Code 100	0	0	0	0	0	0
Public Interactions	202	161	188	186	186	923
Bicycle Warnings	24	12	33	28	26	123
Other	26	29	23	28	27	133

NOTES:

DELAWARE RIVER JOINT TOLL BRIDGE COMMISSION

MONTHLY ACTIVITY SERVICES RENDERED REPORT

BRIDGE Reigelsville

MONTH August

YEAR 2024

ACTIVITY/SERVICE	WEEK OF 3-Aug	WEEK OF 10-Aug	WEEK OF 17-Aug	WEEK OF 24-Aug	WEEK OF 31-Aug	TOTAL
Hours Worked	336	336	336	336	336	1680
Patrols	141	137	156	157	150	741
Overweight Crossings	0	0	0	0	0	0
Overweights Refused	54	60	76	54	65	309
Pass Through	3	4	1	6	0	14
Disabled Vehicles	0	0	0	0	1	1
Accidents	0	0	0	0	1	1
Police Requests	0	3	0	0	0	3
Fire Dept. Requests	0	0	0	0	0	0
EMS / First Aid Requests	0	0	0	0	0	0
Traffic Control	3	5	1	2	0	11
Jumpers / Code 100	0	0	0	0	0	0
Public Interactions	63	48	44	59	3	217
Bicycle Warnings	2	0	1	0	0	3
Other	28	30	30	30	13	131

NOTES:

DELAWARE RIVER JOINT TOLL BRIDGE COMMISSION

MONTHLY ACTIVITY SERVICES RENDERED REPORT

BRIDGE Upper Black Eddy-Milford

MONTH August

YEAR 2024

ACTIVITY/SERVICE	WEEK OF 3-Aug	WEEK OF 10-Aug	WEEK OF 17-Aug	WEEK OF 24-Aug	WEEK OF 31-Aug	TOTAL
Hours Worked	80	58	42	42	56	278
Patrols	40	28	21	15	26	130
Overweight Crossings	0	0	0	0	0	0
Overweights Refused	0	0	0	0	0	0
Pass Through	0	0	0	0	0	0
Disabled Vehicles	0	0	0	0	0	0
Accidents	0	0	0	0	0	0
Police Requests	0	0	0	0	0	0
Fire Dept. Requests	0	0	0	0	0	0
EMS / First Aid Requests	0	0	0	0	0	0
Traffic Control	0	0	0	0	0	0
Jumpers / Code 100	0	0	0	0	0	0
Public Interactions	55	14	30	9	24	132
Bicycle Warnings	0	3	2	0	2	7
Other	9	4	4	5	6	28

NOTES:

DELAWARE RIVER JOINT TOLL BRIDGE COMMISSION

MONTHLY ACTIVITY SERVICES RENDERED REPORT

BRIDGE Uhlerstown-Frenchtown

MONTH August

YEAR 2024

ACTIVITY/SERVICE	WEEK OF 3-Aug	WEEK OF 10-Aug	WEEK OF 17-Aug	WEEK OF 24-Aug	WEEK OF 31-Aug	TOTAL
Hours Worked	114	86	122	116	102	540
Patrols	48	27	56	54	44	229
Overweight Crossings	1	0	0	0	0	1
Overweights Refused	63	52	63	61	36	275
Pass Through	16	7	14	3	4	44
Disabled Vehicles	0	0	0	0	0	0
Accidents	0	1	0	1	0	2
Police Requests	1	1	0	1	0	3
Fire Dept. Requests	0	0	0	0	0	0
EMS / First Aid Requests	0	0	0	5	0	5
Traffic Control	0	0	0	2	0	2
Jumpers / Code 100	0	0	0	0	0	0
Public Interactions	50	10	19	31	17	127
Bicycle Warnings	8	2	0	1	7	18
Other	14	7	10	11	9	51

NOTES:

DELAWARE RIVER JOINT TOLL BRIDGE COMMISSION

MONTHLY ACTIVITY SERVICES RENDERED REPORT

BRIDGE Portland-Columbia Pedestrian Bridge

MONTH August

YEAR 2024

ACTIVITY/SERVICE	WEEK OF 3-Aug	WEEK OF 10-Aug	WEEK OF 17-Aug	WEEK OF 24-Aug	WEEK OF 31-Aug	TOTAL
Hours Worked	0	0	0	0	0	0
Patrols	14	14	14	16	14	72
Overweight Crossings	0	0	0	0	0	0
Overweights Refused	0	0	0	0	0	0
Pass Through	0	0	0	0	0	0
Disabled Vehicles	0	0	0	0	0	0
Accidents	0	0	0	0	0	0
Police Requests	0	0	0	0	0	0
Fire Dept. Requests	0	0	0	0	0	0
EMS / First Aid Requests	0	0	0	0	0	0
Traffic Control	0	0	0	0	0	0
Jumpers / Code 100	0	0	0	0	0	0
Public Interactions	0	0	0	0	0	0
Bicycle Warnings	0	0	0	0	0	0
Other	0	0	0	0	0	0

NOTES:

DELAWARE RIVER JOINT TOLL BRIDGE COMMISSION

MONTHLY ACTIVITY SERVICES RENDERED REPORT

BRIDGE Centre-Bridge Stockton

MONTH August

YEAR 2024

ACTIVITY/SERVICE	WEEK OF 10-Aug	WEEK OF 17-Aug	WEEK OF 24-Aug	WEEK OF 31-Aug	TOTAL
Hours Worked	140	122	120	112	494
Patrols	36	39	45	51	171
Overweight Crossings	1	0	1	2	4
Overweights Refused	38	21	18	22	99
Pass Through	9	9	11	14	43
Disabled Vehicles	0	0	0	0	0
Accidents	0	0	0	0	0
Police Requests	0	0	1	1	2
Fire Dept. Requests	0	0	0	0	0
EMS / First Aid Requests	0	0	0	0	0
Traffic Control	10	4	6	11	31
Jumpers / Code 100	2	0	0	0	2
Public Interactions	76	64	78	95	313
Bicycle Warnings	5	13	5	12	35
Other	0	0	0	0	0

NOTES:

DELAWARE RIVER JOINT TOLL BRIDGE COMMISSION

MONTHLY ACTIVITY SERVICES RENDERED REPORT

BRIDGE New Hope - Lambertville

MONTH August

YEAR 2024

ACTIVITY/SERVICE	WEEK OF 10-Aug	WEEK OF 17-Aug	WEEK OF 24-Aug	WEEK OF 31-Aug	TOTAL
Hours Worked	408	324	312	360	1404
Patrols	84	91	94	69	338
Overweight Crossings	0	2	0	0	2
Overweights Refused	27	30	88	452	597
Pass Through	5	10	6	56	77
Disabled Vehicles	0	0	1	0	1
Accidents	0	0	0	0	0
Police Requests	1	0	0	0	1
Fire Dept. Requests	0	0	0	0	0
EMS / First Aid Requests	0	0	0	0	0
Traffic Control	41	24	74	62	201
Jumpers / Code 100	0	0	0	0	0
Public Interactions	250	351	480	570	1651
Bicycle Warnings	54	67	41	31	193
Other	0	0	0	0	0

NOTES:

DELAWARE RIVER JOINT TOLL BRIDGE COMMISSION

MONTHLY ACTIVITY SERVICES RENDERED REPORT

BRIDGE Washington Crossing

MONTH August

YEAR 2024

ACTIVITY/SERVICE	WEEK OF 10-Aug	WEEK OF 17-Aug	WEEK OF 24-Aug	WEEK OF 31-Aug	TOTAL
Hours Worked	223	132	156	152	663
Patrols	47	32	35	32	146
Overweight Crossings	0	1	1	0	2
Overweights Refused	39	31	37	30	137
Pass Through	6	1	2	7	16
Disabled Vehicles	0	0	0	0	0
Accidents	1	0	0	0	1
Police Requests	3	0	0	0	3
Fire Dept. Requests	0	0	0	0	0
EMS / First Aid Requests	1	0	0	0	1
Traffic Control	43	38	47	31	159
Jumpers / Code 100	0	0	0	0	0
Public Interactions	67	33	42	32	174
Bicycle Warnings	15	9	10	17	51
Other	0	0	0	0	0

NOTES:

DELAWARE RIVER JOINT TOLL BRIDGE COMMISSION

MONTHLY ACTIVITY SERVICES RENDERED REPORT

BRIDGE Calhoun Street

MONTH August

YEAR 2024

ACTIVITY/SERVICE	WEEK OF 10-Aug	WEEK OF 17-Aug	WEEK OF 24-Aug	WEEK OF 31-Aug	TOTAL
Hours Worked	370	212	260	258	1100
Patrols	118	74	83	95	370
Overweight Crossings	0	0	1	2	3
Overweights Refused	61	30	38	42	171
Pass Through	8	2	3	3	16
Disabled Vehicles	1	0	0	0	1
Accidents	3	1	0	1	5
Police Requests	3	0	1	1	5
Fire Dept. Requests	0	0	0	0	0
EMS / First Aid Requests	0	0	0	0	0
Traffic Control	4	2	3	5	14
Jumpers / Code 100	0	0	0	0	0
Public Interactions	85	53	78	60	276
Bicycle Warnings	14	8	9	8	39
Other	0	0	0	0	0

NOTES:

DELAWARE RIVER JOINT TOLL BRIDGE COMMISSION

MONTHLY ACTIVITY SERVICES RENDERED REPORT

BRIDGE Lower Trenton

MONTH August

YEAR 2024

ACTIVITY/SERVICE	WEEK OF 10-Aug	WEEK OF 17-Aug	WEEK OF 24-Aug	WEEK OF 31-Aug	TOTAL
Hours Worked	0	0	0	0	0
Patrols	0	0	0	0	0
Overweight Crossings	0	0	0	0	0
Overweights Refused	0	0	0	0	0
Pass Through	0	0	0	0	0
Disabled Vehicles	0	0	0	0	0
Accidents	0	0	0	0	0
Police Requests	0	0	0	0	0
Fire Dept. Requests	0	0	0	0	0
EMS / First Aid Requests	0	0	0	0	0
Traffic Control	0	0	0	0	0
Jumpers / Code 100	0	0	0	0	0
Public Interactions	0	0	0	0	0
Bicycle Warnings	0	0	0	0	0
Other	0	0	0	0	0

NOTES:

DELAWARE RIVER JOINT TOLL BRIDGE COMMISSION

MONTHLY ACTIVITY SERVICES RENDERED REPORT

BRIDGE Lumberville - Raven Rock

MONTH August

YEAR 2024

ACTIVITY/SERVICE	WEEK OF 10-Aug	WEEK OF 17-Aug	WEEK OF 24-Aug	WEEK OF 31-Aug	TOTAL
Hours Worked	0	0	0	0	0
Patrols	11	14	9	6	40
Overweight Crossings	0	0	0	0	0
Overweights Refused	0	0	0	0	0
Pass Through	0	0	0	0	0
Disabled Vehicles	0	0	0	0	0
Accidents	0	0	0	0	0
Police Requests	0	0	0	0	0
Fire Dept. Requests	0	0	0	0	0
EMS / First Aid Requests	0	0	0	0	0
Traffic Control	0	0	0	0	0
Jumpers / Code 100	0	0	0	0	0
Public Interactions	0	0	0	0	0
Bicycle Warnings	0	0	0	0	0
Other	0	0	0	0	0

NOTES:

Electronic Security Surveillance System Maintenance Technician Report						
Work Order	Description	Date Created	Opened By	Date closed	Work Completed and Closed By	Not closed explanation
27695	Camera CS13 offline	1/29/2024	DSTITES			Broken fiber
28130	Camera WC08 red in tree not working	2/26/2024	ELELIE	8/9/2024	BWILSON	Camera ordered
29107	Fire alarm went off at LH and CC never received it	4/23/2024	KCLARK			?
30176	PSP Liasion is unable to log into Genetec at this time	6/18/2024	KCLARK			
30178	EP12 & 13 are black screen and saying no video	6/18/2024	CREYES			
300477	NHL 101 Parling lot 2-yellow in nav tree-no video	7/5/2024	SCORDREY	8/9/2024	BWILSON	
30487	No analytics on TM22	7/5/2024	SMITSTIFER			in progress
30564	Alarms are not populating in Event/Alarm tab but are showing alarm	7/10/2024	SMITSTIFER	8/9/2024	BWILSON	
30626	WC10-No video-Camera to be replaced	7/12/2024	SCORDREY			waiting for material
30813	SF16 is showing red in the nav tree	7/19/2024	ELELIE	8/9/2024	BWILSON	
30814	SF58 is showing red in the nav tree	7/19/2024	ELELIE	8/2/2024	GLELIE,SCORDREY	
30978	LT Hitemp alarm	7/27/2024	KRAIKE	8/9/2024	BWILSON	
31037	MM OIC Genetec computer monitor malfunction	7/30/2024	CREYES	8/9/2024	BWILSON	
31059	SF11,SF15,SF16,SF59 all red in nav tree	7/31/2024	MPISCOTTO			
31078	DG13 offline	8/1/2024	MLEARY	8/2/2024	HZINK	
31080	Genetec console 2 missing the config tool	8/1/2024	MTAMPIER			
31081	NHL01,20,21 offline red in tree	8/1/2024	SCORDREY	8/1/2024	SCORDREY	
31083	PC toll doors 113 and 114 need new batteries	8/2/2024	DSTITES	8/2/2024	HZINK	
31117	Power Outage,no cameras up didn't switch over OIC office	8/2/2024	SMITSTIFER	8/9/2024	SECUNI	
31120	Southern Region work station down Secuni called	8/3/2024	KCLARK	8/9/2024	SECUNI	
31121	MM OIC office computer list cameras and program not open	8/3/2024	KCLARK	8/9/2024	BWILSON	
31122	DWG camera 16 will not pan up when zoomed in	8/3/2024	KCLARK	8/6/2024	HZINK	
31123	all doors at 178 except R216 are offline and red in tree	8/3/2024	JMONTGOMERY	8/5/2024	HZINK	
31124	Cameras SF5,16,35 are offline in genetec	8/4/2024	KCLARK			
31125	SF23 at the BM desk is showing connecting to archive but never connects	8/4/2024	CREYES			
31155	All cameras under 178 are offline and red in nav tree	8/6/2024	JMONTGOMERY	8/7/2024	BWILSON	
31190	no cameras viewable at AET building	8/6/2024	SMITSTIFER	8/7/2024	BWILSON	
31191	SF AET video wall is offline and black screen	8/6/2024	JMONTGOMERY	8/7/2024	SCORDREY	
31205	SF35 red in nav tree no connection since 8-6 @ 3:33 pm	8/7/2024	SMITSTIFER			
31209	NHL CC POS1 UPS not working-see details	8/7/2024	MSKREBEL	8/9/2024	BWILSON	
31218	Radio in pod #1 northern region will not turn on	8/8/2024	KCLARK	8/9/2024	BWILSON	
31230	There are 5 cameras down on the southern video wall	8/8/2024	KCLARK	8/9/2024	SECUNI	
31238	HTS12 is a fixed camera and its now looking at the bridge deck it is a little glitch	8/8/2024	KCLARK	8/9/2024	SECUNI	
31263	SF Admin iPhone/intercom not working at visitors center entrance	8/9/2024	NKNECHEL			
31268	NHL OIC office Genetec Cameras are offline	8/9/2024	NKNECHEL			
31270	DWG Door 105 not latching and card reader showing red	8/10/2024	NKNECHEL	8/12/2024	DUNANGST	
31301	SF18 offline in genetec	8/12/2024	KCLARK			
31320	DWG is completely out at this time Secuni aware going there	8/13/2024	KCLARK	8/14/2024	SECUNI	
31354	TM18 offline-No video	8/14/2024	SCORDREY	8/15/2024	SCORDREY	
31355	CP computer keyboard is not working some letters & numbers not working	8/14/2024	JTRINIAN	8/15/2024	SCORDREY	
31368	Key Lock not working NHL 3rd FL. Air handler room door	8/15/2024	MSKREBEL			
31369	Door R133 latch sticking	8/15/2024	DUNANGST	8/15/2024	HZINK	
31386	NHL10 red in tree	8/16/2024	DUNANGST	8/19/2024	SCORDREY	
31395	SR Console 2 has 20 panes not connecting in VuWall	8/17/2024	SMITSTIFER			
31396	EP01,02,03,04,05,07,09,16 are offline and red in nav tree	8/18/2024	JMONTGOMERY	8/19/2024	HZINK,DUNANGST	
31397	NHT CC has all the VUWalls frozen	8/19/2024	JMONTGOMERY			
313433	NHL11 red in nav tree and offline	8/19/2024	SCORDREY			
31459	RP Cameras going on and offline	8/19/2024	NKNECHEL	8/20/2024	DUNANGST	
31460	NHL16 Dirty/spider webs - needs cleaning	8/19/2024	SCORDREY			
31466	TM Cameras 11,12,20,21,26 offline and red in nav tree	8/20/2024	NKNECHEL			
31478	I78 OIC Genetec computer screen frozen	8/21/2024	JTRINIAN	8/26/2024	BWILSON	
31503	VuWall is offline and blue	8/22/2024	CREYES			
31528	UF02 Flexpipe broken	8/22/2024	HZINK	8/23/2024	HZINK	
31553	AET base radio-issue when keying up	8/23/2024	SCORDREY	8/23/2024	SCORDREY	
31554	DWG Door 103 able to be pulled open without badging	8/24/2024	NKNECHEL	8/26/2024	SCORDREY	
31577	Video wall at the sf aet building is distorted	8/26/2024	DSTITES	8/27/2024	BWILSON	
31578	EP & NHST all cameras and doors are offline and red in tree	8/27/2024	CREYES	8/29/2024	BWILSON	
31579	PC all cameras and doors are offline and red in tree	8/27/2024	CREYES	8/29/2024	BWILSON	
31601	NHL CC Console 1(north) cad monitor #5was flickering and no longer working	8/27/2024	MTAMPIER	8/29/2024	BWILSON	
31604	SF AET intercom cameras SF318 ,SF319 offline	8/27/2024	DSTITES	8/29/2024	BWILSON	

31636	DWG Entry door 103 can be opened with ID badge	8/29/2024	JTRINIAN			
31646	Camera 7805 is offline	8/29/2024	HZINK	8/29/2024	HZINK,DUNANGST	
31669	Video playback buffers and lags	8/30/2024	SMITSTIFER			

DELAWARE RIVER JOINT TOLL BRIDGE COMMISSION

Meeting of September 30, 2024

Operations Report Index

Maintenance / Fleet Operations

SUBJECT	DESCRIPTION	PAGE NUMBER
Maintenance and Fleet	Status report Month of July/August 2024	1-10

DELAWARE RIVER JOINT TOLL BRIDGE COMMISSION

Meeting of September 30, 2024

MAINTENANCE / FLEET OPERATIONS JULY/AUGUST 2024

- Participated in Maintenance operations meeting to discuss issues related to Maintenance, Toll, HR and PSBS department.
- Participated in Teams in T-519A - Southern Operations and Maintenance Facilities Improvements (Bi-Weekly Progress Mtg.).
- Senior Director attended meeting to discuss Automated License Plate Recognition (ALPR) installation for New Jersey State Police.
- Senior Director attended meeting the DED of operations to discuss budget projections in 2025.
- Senior Director attended meeting to discuss Regional Maintenance supervisors' access to building automation system at their respective facility.
- Senior Director attended meeting to discuss Fleet department 2025 budget year projections.
- Senior Director attended meeting with Coleman Consultant Group to discuss operational assessment of employee schedules.
- Senior Director attended meeting to discuss post-conversion meeting - AET-in-Place at NHL, PC and MM.
- Senior Director participated in Teams meeting to discuss 2025-2026 Capital Program update worksheet walk through.
- Senior Director reviewed and approved Garda invoices and miscellaneous charges for the month of July/August 2024.
- Senior Director reviewed and approved invoices from J. Fletcher Creamer for Guide Rail repairs at various locations.
- Senior Director reviewed Use of Facilities requests for July/August 2024 and forwarded Certificates of Insurance for review and approval.
- Senior Director prepared monthly maintenance reports for the July/August 2024 staff agenda meeting.

DELAWARE RIVER JOINT TOLL BRIDGE COMMISSION

Meeting of September 30, 2024

Maintenance Operations July

- Director of Maintenance reviewed, and approved P Card purchases for the month of July/August from Regional Maintenance Supervisors.
- Director of Maintenance provided Senior Director with monthly reports of activities completed for the month of July/August from Regional Maintenance Supervisors.
- TM/SRMC maintenance crews removed trees and debris from piers of Calhoun St. toll supported bridge.
- TM/SRMC maintenance crews repaired air conditioning system at Calhoun St. toll supported bridge.
- TM/SRMC maintenance crews assisted GEC with annual inspection Lower Trenton piers.
- TM/SRMC maintenance crews removed graffiti from Route 1 area of Trenton Morrisville toll bridge.
- Scudder Falls maintenance supervisor assisted with preparing SOP for Scudder Falls Street sweeping operation.
- Scudder Falls maintenance crews cleaned screen baskets on two water pumps that dispense chilled water throughout the SF Admin Building.
- Scudder Falls maintenance crews replaced bollard post at Scudder Falls administration building parking lot.
- Scudder Falls maintenance crews repaired damaged 55 MPH sign in the center of main river bridge.
- Scudder Falls maintenance crews conducted sweeping operation numerous times on Scudder Falls toll bridge.
- New Hope maintenance crews removed a section of fence at NHLTSB for engineering and installed a temporary fence.
- New Hope maintenance crews repaired damaged overhead toll sign on Route 202 roadway.

DELAWARE RIVER JOINT TOLL BRIDGE COMMISSION

Meeting of September 30, 2024

- New Hope maintenance crews removed debris and weeds along Route 202 north and south bound roadway.
- New Hope maintenance crews removed graffiti from pier number one from New Hope Toll bridge.
- New Hope maintenance crews cleaned expansion joints and scuppers along Route 202 north and south bound roadway.
- New Hope maintenance cleared old banking room and prepared room for ESS Techs removing old counting table, desk, and cabinets.
- I-78 Maintenance crews cut grass on Pennsylvania area of I-78 and under main river bridge on Route 611.
- I-78 maintenance crews removed debris and downed trees from recent storm throughout property.
- I-78 maintenance crews power washed and painted overpass bridge on entrance road as listed in the GEC maintenance report.
- I-78 maintenance crews cleaned and made repairs to the sewage pump station that services the I-78 Welcome Center.
- I-78 maintenance crews repaired potholes on mile marker 3.6 on westbound side of I-78 roadway.
- I-78 maintenance crews cleaned drainage tops and scuppers on the main river bridge westbound.
- I-78 maintenance crews made repairs to damaged electrical junction box lid.
- Easton Phillipsburg maintenance crews constructed new fencing and gate and installed at Northampton St. toll supported bridge.
- Easton Phillipsburg maintenance crews repaired damaged drainpipe at Easton Phillipsburg administration building.
- Easton Phillipsburg maintenance crews dug hole to expose damaged water pipe at Riegelsville New Jersey shelter.
- Easton Phillipsburg maintenance crews removed debris and downed tree limbs after major rainstorm.

DELAWARE RIVER JOINT TOLL BRIDGE COMMISSION

Meeting of September 30, 2024

- Easton Phillipsburg maintenance crews deployed emergency backup generator to Riegelsville Pennsylvania shelter during storm.
- Portland-Columbia maintenance crews cleaned out front entrance concrete step joints and replaced caulk per inspection report.
- Portland-Columbia maintenance crews repaired leaking pipe in maintenance bathroom ceiling.
- Portland-Columbia maintenance crews marked out electric lines in New Jersey for Department of Transportation contractor.
- Portland- Columbia maintenance crews removed graffiti from Portland Columbia pedestrian bridge.
- Delaware Water Gap Maintenance crews escorted numerus Super loads across Delaware Water Gap main river bridge.
- Delaware Water Gap Maintenance crews washed all concrete sills at all Delaware Water Gap facility buildings.
- Delaware Water Gap maintenance crews assisted UGI with facility access for UGI meter replacement. Fired boiler to make sure working properly after replacement.
- Delaware Water Gap maintenance crews set Variable Message Board for New Jersey Department of Transportation Lane closures.
- Milford-Montague maintenance crews weed wacked bank under New Jersey side of bridge for access to pier.
- Milford-Montague maintenance crews cleaned, and painted manhole covers around administration building facility.
- Milford-Montague maintenance crews found condensation drain piping was clogged on top of toll booth, repaired by rinsing out piping to allow unit to work properly.
- Milford-Montague maintenance crews assisted Ehrlich and Trans core with toll plaza lane closures for pesticide treatment and tolling equipment cleaning.

DELAWARE RIVER JOINT TOLL BRIDGE COMMISSION

Meeting of September 30, 2024

Maintenance Operations August

- TM/SRMC maintenance crews removed graffiti from Trenton Morrisville Route 1 area facility.
- T/SRMC maintenance crews removed downed tree and debris from recent rainstorms.
- TM/SRMC maintenance crews power washed windows and building at Southern Regional Maintenance Center.
- TM/SRMC maintenance crews checked and repaired damaged foot walk boards at Lower Trenton and Calhoun St. toll supported bridge.
- Scudder Falls maintenance crews removed weeds and debris from bridge deck barrier wall and bridge deck drains.
- Scudder Falls maintenance crews diagnosed AET sewer pump station alarm and repaired stuck float.
- Scudder Falls maintenance crews removed a bee's nest from All Electronic Toll building roof.
- Scudder Falls maintenance crews completed repairs to elevator light, main entrance door and training room door.
- New Hope maintenance crews power washed exterior of administration building and sprayed insect repellent.
- New Hope maintenance crews removed damaged black top and repaired potholes with hot asphalt.
- New Hope maintenance crews installed a new bathroom door at Washington Crossings toll supported bridge shelter.
- New Hope maintenance crews cleaned scuppers and drains along 202 north and south lanes.
- I-78 maintenance crews removed the old floor and installed a new floor in lane two toll booth.

DELAWARE RIVER JOINT TOLL BRIDGE COMMISSION

Meeting of September 30, 2024

- I-78 maintenance crews completed landscape project in I-78 Welcome Center by installing new stones, new planters, and new park benches.
- I-78 maintenance crews completed specialized project by cutting up downed tree from rainstorm.
- I-78 maintenance crews completed project of setting up a sign making workshop in maintenance garage.
- Easton Phillipsburg maintenance crews removed cables for GEC inspection from Uhlerstown-Frenchtown toll supported bridge.
- Easton Phillipsburg maintenance crews assisted contractor with repair of LED lights on Northampton St. toll supported bridge.
- Easton Phillipsburg maintenance crews repaired damaged attenuator in lane one and two on toll plaza.
- Easton Phillipsburg maintenance crews dug trench and repaired damaged water line at Riegelsville New Jersey shelter.
- Easton Phillipsburg maintenance crews assisted repair at Riverton Belvidere toll supported bridge by providing shuttle service for residents.
- Portland Columbia maintenance crews trimmed trees along curb line Portland ramp in New Jersey.
- Portland Columbia maintenance crews cleaned and inspected thirty-seven drains on commission property on New Jersey.
- Portland Columbia maintenance crews assisted Transcore with traffic control during wiring project.
- Portland Columbia maintenance crews made repairs to damaged stop sign after motor vehicle accident.
- Delaware Water Gap maintenance crews resurfaced damaged concrete on sidewalk on back entrance to administration building.
- Delaware Water Gap maintenance crews resealed sidewalk and coated brick wall on administration building.

DELAWARE RIVER JOINT TOLL BRIDGE COMMISSION

Meeting of September 30, 2024

- Delaware Water Gap maintenance crews repaired copper water line in old garage restroom area.
- Delaware Water Gap maintenance crews replaced plywood and shingles on salt shed as directed in GEC report.
- Milford Montague maintenance crews painted several manhole covers and electrical box covers.
- Milford Montague maintenance crews cleaned, and painted radio tower bracket as directed from GEC report.
- Milford Montague maintenance crews replaced faulty fuses and repaired two streetlights.
- Milford Montague maintenance crews installed screen to trusses under salt shed to prevent birds from building nests.

Fleet Department July

- Vehicle and equipment auction for local municipalities held in July.
- Guide rail mower attachment in service at I-78.
- Electrical Security and Surveillance pickup truck scheduled for upfit.
- Milford Montague pickup truck upfit completed.
- SF facility bucket vehicle purchase order issued.
- Delaware Water Gap facility bucket truck purchase order issued.

Repairs

- I78- John Deere tractor rim replaced due to crack.
- I78- Two sets of tires purchased for Patrol vehicles.
- I78- JCB Wheel Loader rim also replaced. Corrosion prevented seal to hold air.
- MM- 2018 RAM 5500 oil pan replacement underway. Parts in at dealer.
- SRMC- Sweeper back in service from collision.
- SRMC- Ford F550 repair from collision done. Picking up this week.
- SR- Bucket truck out of service.

Fleet Department August

- Vehicle auction now open to all.
- Two Patrol vehicles at upfitter. Should be completed end of September.

DELAWARE RIVER JOINT TOLL BRIDGE COMMISSION

Meeting of September 30, 2024

- ESS pickup upfit scheduled for next week. Installation of bed cap, lighting, and storage.
- DWG facility bucket vehicle purchase ordered issued.
- Langhorne hook lift truck nearing completion at Lancaster Truck Body.
- Auto repair budget completed and submitted for 2025.
- 2025 Vehicle and Equipment meeting scheduled for 9/11 at Scudder Falls.

Repairs

- MM- 2018 RAM 5500 oil pan replacement underway. Parts in at dealer.
- MM- Backup Sweeper motor replaced.
- MM- Patrol Truck sign board solenoid replaced.
- SRMC- Chevy 3500 repainted white- commission graphics.
- MM- Backhoe Repair underway.

Miscellaneous Items

- Recalls received and forwarded to RMS to schedule and complete.
- Registration renewals submitted as needed. DMV has multiple vehicles in backlog regarding registrations. Fleet is in communication with NJ DMV weekly regarding the outstanding overdue items.
- Added new vehicles/ equipment to Fleet insurance as needed.
- Supplied accounting with new asset spread sheets.

Southern Region**LeVar Talley, Director of Maintenance****Richard Taitt Deputy Director of Maintenance****Larry Dubin, Regional Maintenance Supervisor, Trenton-Morrisville****Charles Slack, Regional Maintenance Supervisor, New Hope-Lambertville****Trenton-Morriville Toll Bridge**

Task	JAN	FEB	MAR	APR	MAY	JUN	JUL	AUG	SEP	OCT	NOV	DEC	Total Man-hours
Bridge Maintenance	48	72	208	144	160	280	168	128					1,208
Bldg./Facilities Maintenance	2,432	2,344	2,224	2,480	2,416	2,432	3,536	2,480					20,344
Grounds Maintenance	224	336	520	856	1,008	752	1,232	1,224					6,152
Road Maintenance	296	296	336	320	360	16	248	208					2,080
Snow/Ice Maintenance	608	464	0	0	0	0	0	0					1,072
Vehicle Maintenance	296	288	296	280	312	272	400	320					2,464
Miscellaneous	104	208	88	72	80	104	248	120					1,024
Total Man-hours	4,008	4,008	3,672	4,152	4,336	3,856	5,832	4,480	0	0	0	0	34,344

New Hope-Lambertville Toll Bridge

Task	JAN	FEB	MAR	APR	MAY	JUN	JUL	AUG	SEP	OCT	NOV	DEC	Total Man-hours
Bridge Maintenance	240	260	824	568	136	472	592	312					3,404
Bldg./Facilities Maintenance	648	424	624	600	696	512	708	488					4,700
Grounds Maintenance	56	216	144	552	838	440	736	664					3,646
Road Maintenance	24	96	104	40	80	24	256	128					752
Snow/Ice Maintenance	688	344	0	48	0	0	0	40					1,120
Vehicle Maintenance	168	112	96	160	160	108	208	168					1,180
Miscellaneous	216	312	192	128	144	184	352	296					1,824
Total Man-hours	2,040	1,764	1,984	2,096	2,054	1,740	2,852	2,096	0	0	0	0	16,626

Central Region**LeVar Talley, Director of Maintenance****Richard Taitt Deputy Director of Maintenance****Robert Varju, Regional Maintenance Supervisor, I-78****Nat Amato, Regional Maintenance Supervisor, Easton-Phillipsburg****Easton-Phillipsburg Toll Bridge**

Task	JAN	FEB	MAR	APR	MAY	JUN	JUL	AUG	SEP	OCT	NOV	DEC	Total Man-hours
Bridge Maintenance	240	288	1,104	1,088	704	904	488	176					4,992
Bldg./Facilities Maintenance	784	720	584	568	520	408	960	608					5,152
Grounds Maintenance	304	232	504	720	952	704	1,200	792					5,408
Road Maintenance	304	256	168	160	96	80	168	344					1,576
Snow/Ice Maintenance	864	376	0	0	0	0	0	0					1,240
Vehicle Maintenance	192	248	264	280	224	184	312	160					1,864
Miscellaneous	0	0	0	0	0	16	112	88					216
Total Man-hours	2,688	2,120	2,624	2,816	2,496	2,296	3,240	2,168	0	0	0	0	20,448

I-78 Toll Bridge

Task	JAN	FEB	MAR	APR	MAY	JUN	JUL	AUG	SEP	OCT	NOV	DEC	Total Man-hours
Bridge Maintenance	0	0	32	56	0	96	176	8					368
Bldg./Facilities Maintenance	828	1,040	1048	952	912	784	1,408	844					7,816
Grounds Maintenance	96	184	496	632	848	856	936	776					4,824
Road Maintenance	400	184	232	104	48	8	40	48					1,064
Snow/Ice Maintenance	516	184	32	0	0	0	0	0					732
Vehicle Maintenance	280	232	144	160	184	8	120	128					1,256
Miscellaneous	24	8	16	16	16	56	224	160					520
Total Man-hours	2,144	1,832	2000	1,920	2,008	1,808	2,904	1,964	0	0	0	0	16,580

Northern Region

LeVar Talley, Director of Maintenance

Richard Taitt Deputy Director of Maintenance

James Gower, Regional Maintenance Supervisor

Matt Meeker, Regional Maintenance Supervisor - Milford-Montague

Portland-Columbia Toll Bridge

Task	JAN	FEB	MAR	APR	MAY	JUN	JUL	AUG	SEP	OCT	NOV	DEC	Total Man-hours
Bridge Maintenance	54	12	28	0	40	110	132	0					376
Bldg./Facilities Maintenance	612	558	530	500	448	442	604	440					4,134
Grounds Maintenance	80	132	168	356	574	390	534	434					2,668
Road Maintenance	52	24	192	96	56	76	72	48					616
Snow/Ice Maintenance	196	172	0	32	0	0	0	0					400
Vehicle Maintenance	108	198	140	200	146	88	228	108					1,216
Miscellaneous	30	40	58	36	44	58	12	16					294
Total Man-hours	1,132	1,136	1,116	1,220	1,308	1,164	1,582	1,046	0	0	0	0	9,704

Delaware Water Gap Toll Bridge

Task	JAN	FEB	MAR	APR	MAY	JUN	JUL	AUG	SEP	OCT	NOV	DEC	Total Man-hours
Bridge Maintenance	48	8	8	8	32	0	64	48					216
Bldg./Facilities Maintenance	688	812	684	932	964	544	1,036	772					6,432
Grounds Maintenance	220	200	352	412	528	408	758	472					3,350
Road Maintenance	72	104	188	128	144	270	184	136					1,226
Snow/Ice Maintenance	352	200	24	32	0	16	0	0					624
Vehicle Maintenance	244	216	264	264	256	136	432	232					2,044
Miscellaneous	52	24	32	135	68	48	224	128					711
Total Man-hours	1,676	1564	1,552	1,911	1,992	1,422	2,698	1,788	0	0	0	0	14,603

Milford-Montague Toll Bridge

Task	JAN	FEB	MAR	APR	MAY	JUN	JUL	AUG	SEP	OCT	NOV	DEC	Total Man-hours
Bridge Maintenance	0	0	0	0	0	0	32	0					32
Bldg./Facilities Maintenance	572	480	556	488	584	464	778	556					4,478
Grounds Maintenance	0	8	64	168	164	144	382	322					1,252
Road Maintenance	0	0	32	16	0	24	112	106					290
Snow/Ice Maintenance	82	57	0	0	0	0	16	16					171
Vehicle Maintenance	188	224	208	240	148	136	238	176					1,558
Miscellaneous	24	24	32	48	32	40	28	8					236
Total Man-hours	866	793	892	960	928	808	1,586	1,184	0	0	0	0	8,017

DELAWARE RIVER JOINT TOLL BRIDGE COMMISSION

Meeting of September 30, 2024

USE OF FACILITIES REQUEST REPORT

MONTH OF JULY/AUGUST 2024

SUBJECT	DESCRIPTION	PAGE NUMBER
Use of Facilities	Use of Facilities Request-Month of July/August 2024	1

DELAWARE RIVER JOINT TOLL BRIDGE COMMISSION

Meeting of September 30, 2024

PROPERTY REPORT

Use of Commission Facilities

Facility	Organization	Date/Time	Description of Use
Northampton St. Toll Supported Bridge.	Town of Phillipsburg Police Department	August 31, 2024	Remembrance ceremony for lives lost to addiction and overdose.