



WORK FIRST NJ

Quarterly Progress Update March 2008

**NEW JERSEY DEPARTMENT OF
HUMAN SERVICES**

Division of Family Development

**Jeanette Page-Hawkins
Director**



***Jon S. Corzine
Governor***

***Jennifer Velez
Commissioner***



Work First New Jersey (WFNJ) Quarterly Progress Update

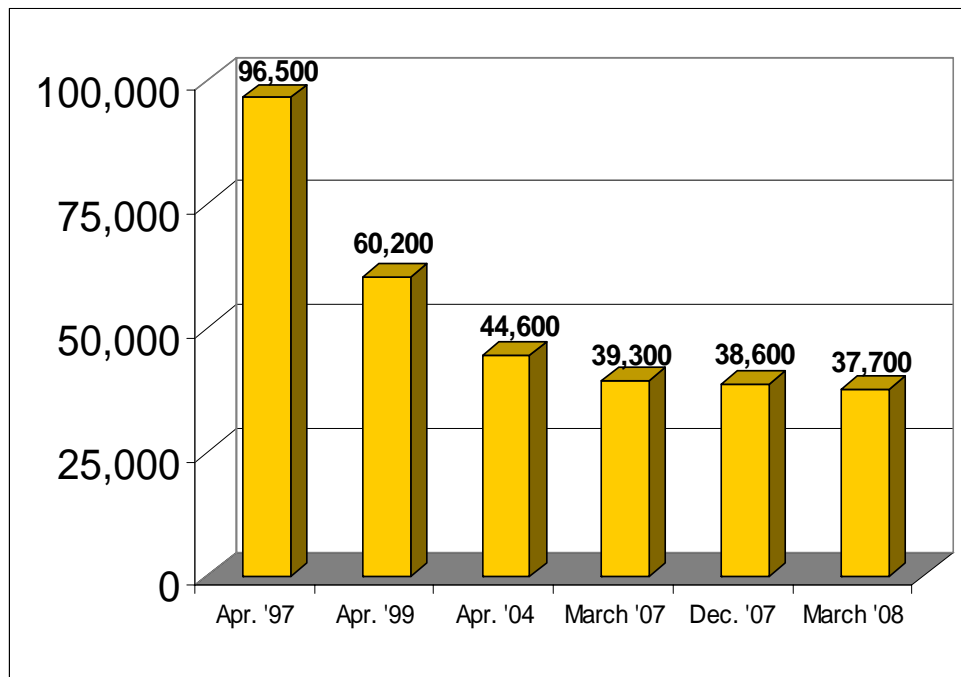
Quarter Ending March 2008

1. Work First NJ Caseload

• Temporary Assistance for Needy Families (TANF)

The number of families receiving WFNJ/TANF totaled approximately 37,700 as of March 2008, a slight decline from the December 2007 caseload.

WFNJ TANF Caseload



•Client Deferrals and Exemptions

A total of about 18,100 TANF cases were exempt or deferred from participating in a work activity:

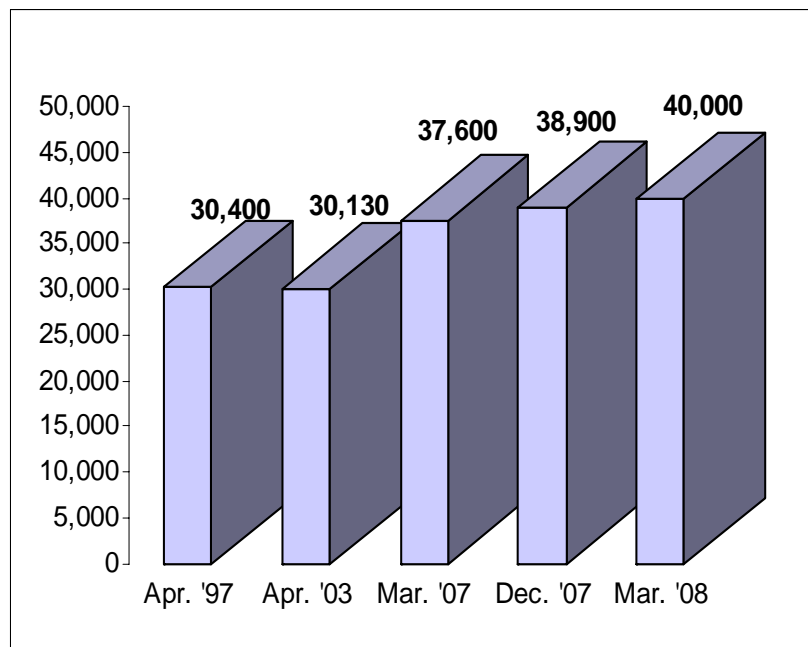
- ⇒ About 4,100 TANF cases were granted a temporary deferral from the requirement to participate in a work activity.
- ⇒ About 10,200 cases had no work requirement because they were designated as “child-only” cases.
- ⇒ An additional 3,800 cases were exempt (permanently disabled or over the age of 60) from participating in a work activity.

Therefore, of the total TANF caseload of 37,700, about 19,600 cases (52 percent) were those with adults in the household who must comply with WFNJ work requirements.

•General Assistance (GA)

As of March 2008, there were approximately 40,000 General Assistance (GA) cases in New Jersey.

WFNJ GA Caseload



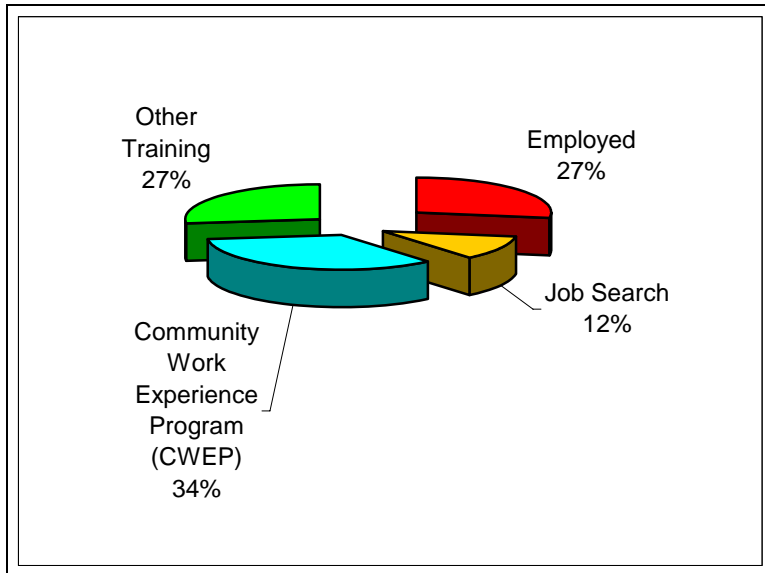
•Teenaged Welfare Recipients

About 1,000 (2.7 percent) of the total TANF population in March 2008 were teenaged recipients, aged 18 and 19, who were heads of their households.

2. Employment & Work Preparation

•Participation of WFNJ TANF Clients in Employment-Directed Activities

For the month of March 2008, TANF clients were scheduled to be engaged in nearly 16,700 work activities. About 4,600 (27 percent) of these individuals had begun working but were still receiving a partial cash assistance payment, due to lower levels of income.



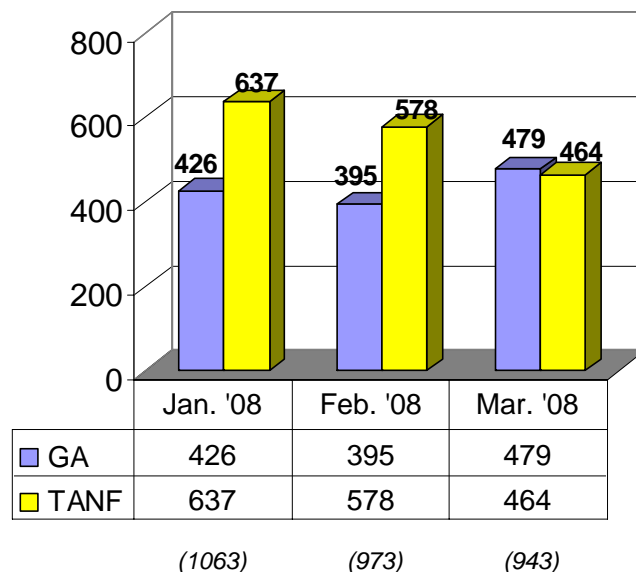
Employed	4,556
Job Search	1,931
Community Work Experience Program (CWEP)	5,663
Other Training	4,495
-Occupational Training -Education -On the Job Training (OJT)	
Total	16,645

•Cases that met the Federal Participation Requirement

Of the people scheduled to participate in the work-directed activities, 4,024 participated at levels sufficient to satisfy federal requirements.

•Cases Closed Due to Employment

During the quarter, a combined average of about 1,000 WFNJ TANF and GA clients left welfare for employment each month.



•Major Reasons for TANF Case Closings

January to March 2008

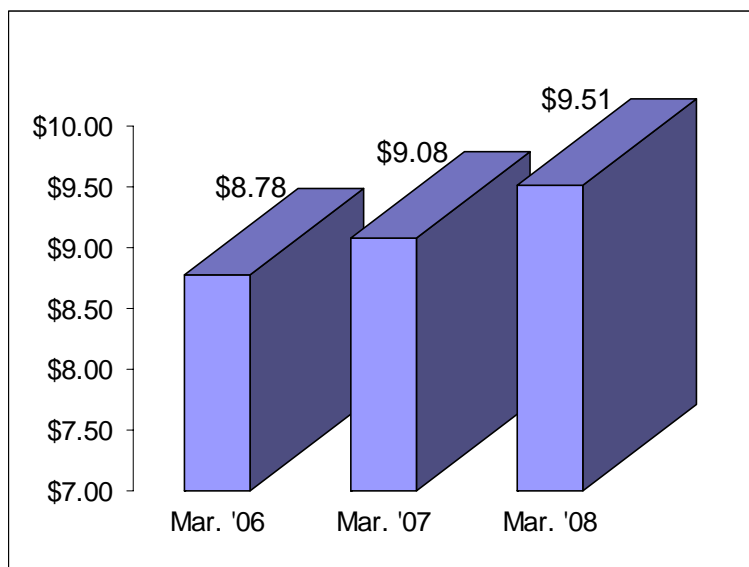
	Jan.	Feb.	Mar.	Total
Due to Employment	637	578	464	1,679
No Eligible Children	208	205	202	615
No Redetermination	378	431	398	1,207
Moved Out of State	91	110	107	308
All Other Closed	1,619	1,506	1,553	4,678
(Unemployment Ins. Benefits)	(93)	85	87	265)
(Recipient Withdrawal)	(201)	220	185	606)
(Recipient Initiative)	(66)	80	65	211)
(Moved to Another County)	(48)	47	53	148)
(Unable to Verify Residence)	(89)	71	77	237)
(Other Closed Cases)	(1,122)	1003	1,086	3,211)
Total Closed Cases	2,933	2,830	2,724	8,487

About 20 percent of all TANF cases closed during the quarter were closed due to employment.

•Earnings of TANF Recipients who are leaving welfare for employment

During the first quarter of 2008, WFNJ TANF recipients who were working were earning an average of \$9.51 per hour, an increase of 43 cents per hour over the average wage for the same quarter in 2007.

Average Hourly Wages of TANF Recipients



•Statewide Job Openings

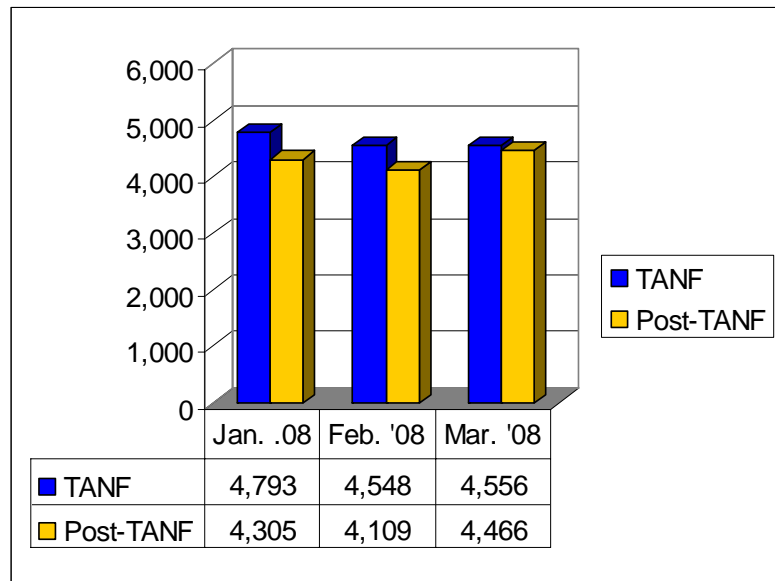
According to the NJ Department of Labor and Workforce Development, there were more than 103,000 job openings statewide during the period of April 1, 2007 through March 31, 2008. The majority of positions available were in the Administration and Support, Waste Management and Remediation category, followed by the Public Administration and Retail Trade fields.

LWD statewide job openings	
Occupation	Openings
Admin. & Support, Waste Management & Remediation	19,767
Public Administration	12,324
Retail Trade	10,485
Professional, Scientific & Technical Services	10,119
Manufacturing	8,557
Health Care & Social Assistance	8,338
Transportation & Warehousing	7,563
Accommodation & Food Services	6,414
Other Services	4,177
Information	3,174
Arts, Entertainment & Recreation	2,970
Wholesale Trade	2,198
Construction	2,116
Finance & Insurance	1,855
Agriculture, Forestry, Fishing, Hunting	1,074
Educational Services	829
Real Estate & Rental & Leasing	511
Utilities	457
Management of Companies & Enterprises	102
Mining	36
Total	103,066

3. Child Care

As of March 2008, about 4,600 WFNJ TANF clients were receiving child care benefits. Post-TANF child care benefits were issued to about 4,500 families who had become employed and were no longer receiving cash assistance.

**WFNJ TANF Cases Receiving
Child Care Benefits, March 2008**



4. WFNJ Program Expenditures

The attached Appendix provides a summary of WFNJ program expenditures for the quarter.

**NOTE: ALL CHARTS AND GRAPHS HAVE BEEN DEVELOPED BY
THE DIVISION OF FAMILY DEVELOPMENT.**

**FOR FURTHER INFORMATION REGARDING CHARTS AND GRAPHS
OR PROGRAM EXPENDITURES, PLEASE CONTACT
JEANETTE PAGE-HAWKINS, DIRECTOR, AT 609-588-2401.**

**THE DIVISION OF FAMILY DEVELOPMENT
WORK FIRST NEW JERSEY (WFNJ) EXPENDITURES
Quarter Ending March 31, 2008**

	Actual Mar 31, 2007	Actual June 30, 2007	Actual Sept 30, 2007	Actual Dec 31, 2007	Estimated Mar 31, 2008	TOTAL COSTS SFY 2007 7/06 - 6/07	TOTAL COSTS CY 2007 1/07 - 12/07	TOTAL COSTS SFY 2008 7/07 - 6/08	TOTAL COSTS CY 2008 1/08 - 12/08
(A) CASE MANAGEMENT									
TANF	\$7,861,121	\$8,466,410	\$7,987,993	\$9,665,363	\$8,495,222	\$32,490,027	\$33,980,886	\$26,148,577	\$8,495,222
Food Stamps/Able Bodied Adults W/O Dependents	\$3,029,037	\$3,079,491	\$3,394,426	\$3,690,594	\$3,298,387	\$12,305,850	\$13,193,547	\$10,383,406	\$3,298,387
GA	\$2,324,720	\$2,297,765	\$2,442,429	\$2,531,551	\$2,399,116	\$9,438,351	\$9,596,466	\$7,373,097	\$2,399,116
(B) SUPPLEMENTAL SERVICE									
Special Initiative	\$1,663,865	\$1,871,453	\$1,341,395	\$1,437,401	\$1,578,529	\$6,989,117	\$6,314,114	\$4,357,325	\$1,578,529
(C) CHILD CARE	\$22,911,571	\$22,871,688	\$24,248,023	\$24,706,515	\$23,684,449	\$93,237,185	\$94,737,796	\$72,638,987	\$23,684,449
(D) TRAINING RELATED EXPENSE, PARTICIPANT ALLOWANCE AND TRANSPORTATION BLOCK GRANT									
TANF	\$2,403,390	\$2,277,515	\$2,381,179	\$2,466,867	\$2,382,238	\$9,287,783	\$9,528,952	\$7,230,284	\$2,382,238
Food Stamps	\$583,974	\$672,230	\$605,706	\$611,149	\$618,265	\$2,397,478	\$2,473,058	\$1,835,119	\$618,265
GA	\$356,676	\$377,200	\$386,900	\$395,652	\$379,107	\$1,502,703	\$1,516,428	\$1,161,659	\$379,107
(E) DEPARTMENT OF LABOR AND WORK FORCE DEVELOPMENT - EMPLOYMENT AND TRAINING									
TANF	\$13,609,065	\$17,037,153	\$8,791,843	\$15,378,543	\$13,704,151	\$51,154,956	\$54,816,604	\$37,874,537	\$13,704,151
Food Stamps/Able Bodied Adults W/O Dependents	\$2,902,689	\$2,603,387	\$1,987,037	\$3,339,333	\$2,708,112	\$9,760,093	\$10,832,447	\$8,034,482	\$2,708,112
GA	\$2,158,460	\$1,935,896	\$1,344,790	\$2,232,756	\$1,917,975	\$7,108,255	\$7,671,901	\$5,495,520	\$1,917,975
(F) OMEGA SYSTEM	\$449,049	\$447,634	\$459,631	\$459,631	\$453,986	\$1,709,854	\$1,815,945	\$1,373,248	\$453,986
TOTAL EXPENDITURES	\$60,253,617	\$63,937,821	\$55,371,351	\$66,915,354	\$61,619,536	\$237,381,652	\$246,478,143	\$183,906,241	\$61,619,536

FOOTNOTES:

ACTUAL expenditures are subject to subsequent adjustment and reconciliation to be reflected on future reports.

ACTUAL expenditures for **OMEGA SYSTEM** have been revised to reflect actual expenditures.