



## **WORK FIRST NJ**

### **Quarterly Progress Update June 2007**

**NEW JERSEY DEPARTMENT OF  
HUMAN SERVICES**

**Division of Family Development**

**Jeanette Page-Hawkins  
Director**



***Jon S. Corzine  
Governor***

***Jennifer Velez  
Commissioner***



## Work First New Jersey (WFNJ) Quarterly Progress Update

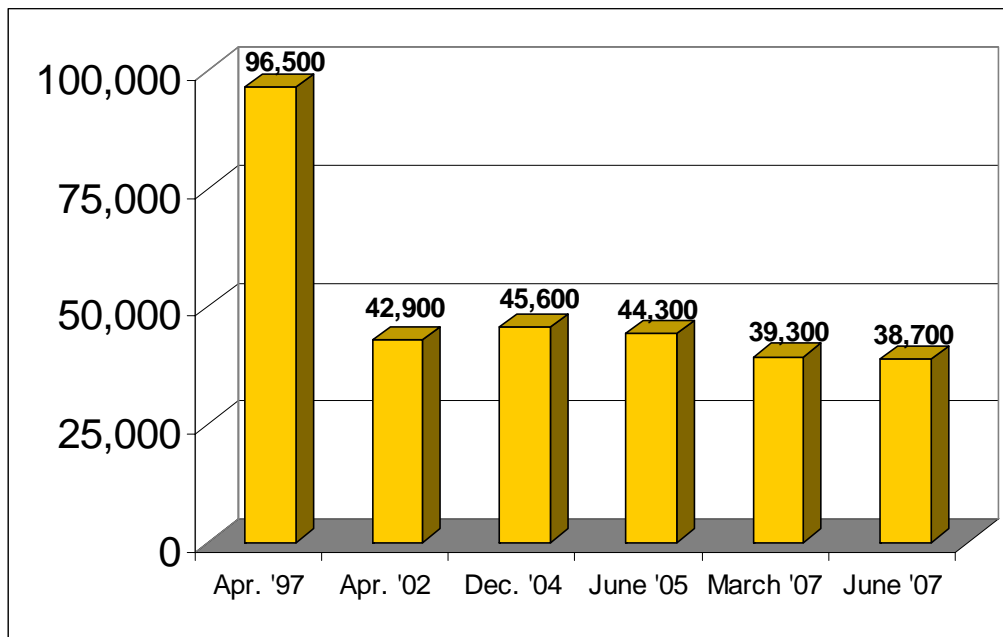
Quarter Ending June 2007

### 1. Work First NJ Caseload

#### •Temporary Assistance for Needy Families (TANF)

The number of families receiving WFNJ/TANF totaled approximately 38,700 as of June 2007, a slight decline from the March 2007 caseload.

WFNJ TANF Caseload



### **•Client Deferrals and Exemptions**

A total of about 19,900 TANF cases were exempt or deferred from participating in a work activity:

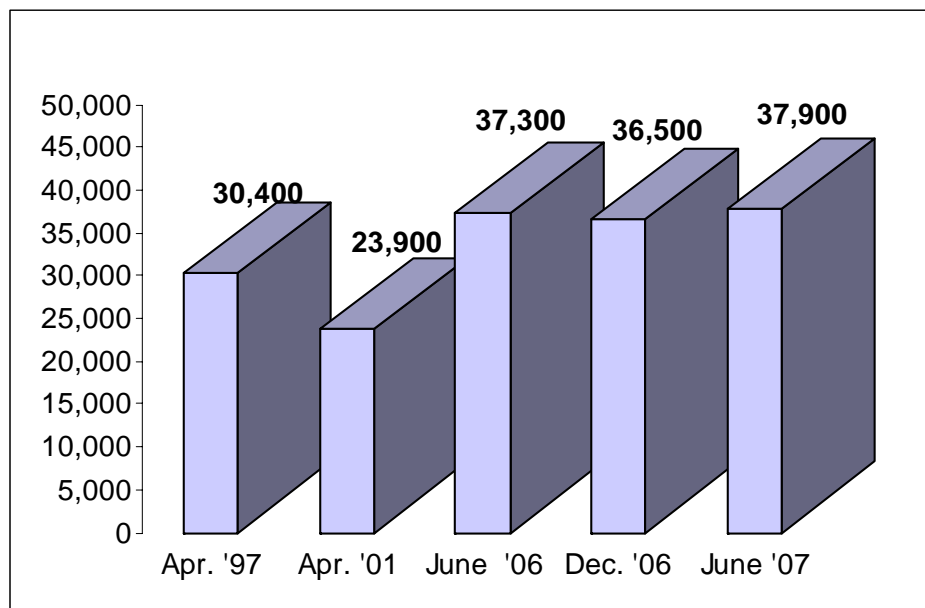
- ⇒ About 5,000 TANF cases were granted a temporary deferral from the requirement to participate in a work activity.
- ⇒ About 11,200 cases had no work requirement because they were designated as “child-only” cases.
- ⇒ An additional 3,700 cases were exempt from participating in a work activity.

Therefore, of the total TANF caseload of 38,750, about 18,850 cases (49 percent) were those with adults in the household who must comply with WFNJ work requirements.

### **•General Assistance (GA)**

As of June 2007, there were approximately 37,900 General Assistance (GA) cases in New Jersey.

**WFNJ GA Caseload**



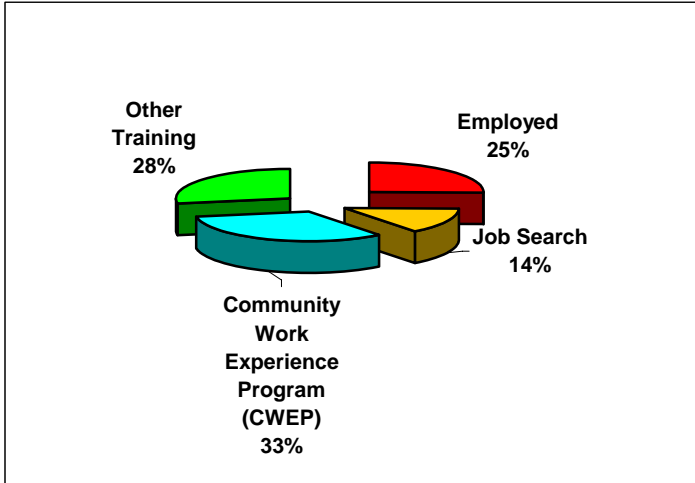
### **•Teenaged Welfare Recipients**

Of the total TANF population of 38,750 in June 2007, about 1,500 (3.9%) were teenaged recipients, aged 18 and 19, who were heads of their households.

## 2. Employment & Work Preparation

### •Participation of WFNJ TANF Clients in Employment-Directed Activities

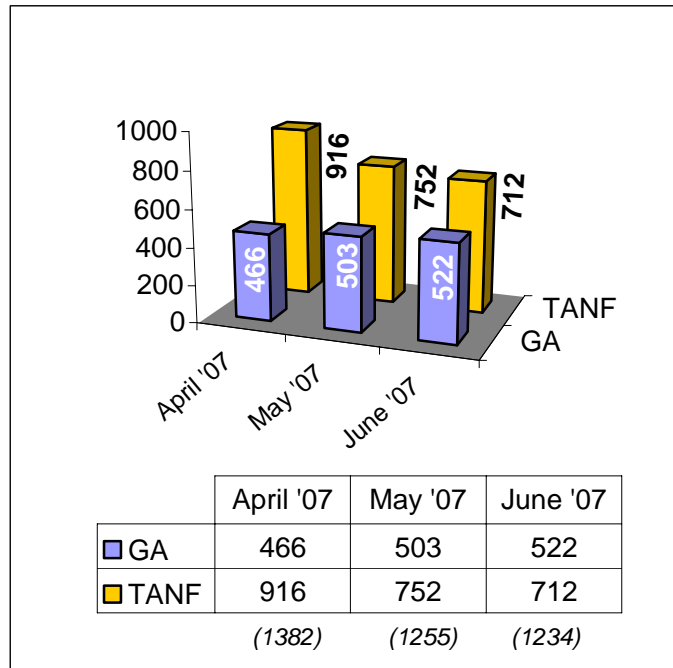
As of June 2007, TANF clients were engaged in more than 16,500 work activities. About 4,100 (25 percent) of these individuals had begun working but were still receiving a partial cash assistance payment, due to lower levels of income.



<b>Employed</b>	<b>4,146</b>
<b>Job Search</b>	<b>2,352</b>
<b>Community Work Experience Program (CWEP)</b>	<b>5,372</b>
<b>Other Training</b>	<b>4,589</b>
-Alternative Work Experience (AWEP) -Occupational Training -Education -On the Job Training (OJT)	
<b>Total</b>	<b>16,459</b>

### •Cases Closed Due to Employment

During the quarter, a combined average of about 1,300 WFNJ TANF and GA clients left welfare for employment each month.



## •Major Reasons for TANF Case Closings

### April to June 2007

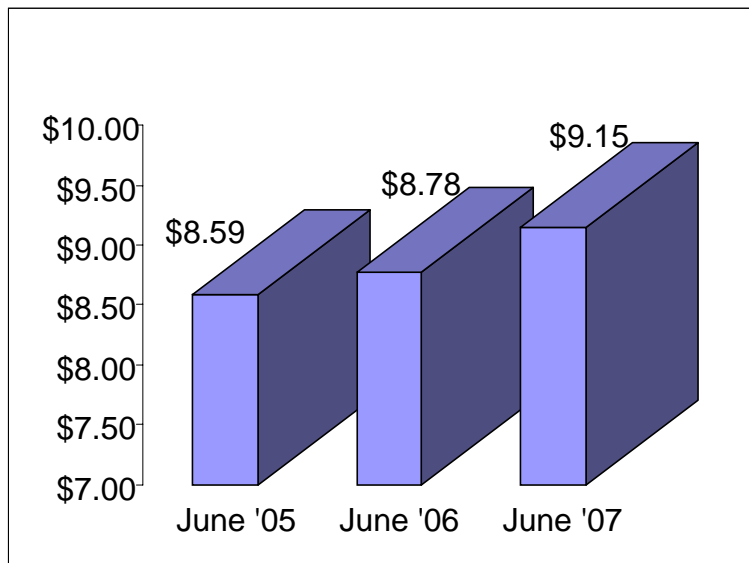
	April	May	June	Total
<b>Due to Employment</b>	916	752	712	2,380
<b>No Eligible Children</b>	203	173	192	568
<b>No Redetermination</b>	488	374	357	1,219
<b>Moved Out of State</b>	97	75	74	246
<b>All Other Closed</b>	1,491	1,198	1,409	4,098
<i>(Unemployment Ins. Benefits)</i>	(81)	70	82	233)
<i>(Recipient Withdrawal)</i>	(198)	137	159	494)
<i>(Recipient Initiative)</i>	(89)	46	59	194)
<i>(Moved to Another County)</i>	(61)	47	56	164)
<i>(Unable to Verify Residence)</i>	(107)	51	66	224)
<i>(Other Closed Cases)</i>	(955)	847	987	2,789)
<b>Total Closed Cases</b>	<b>3,195</b>	<b>2,572</b>	<b>2,744</b>	<b>8,511</b>

**About 28 percent of all TANF cases closed during the quarter were closed due to employment.**

## •Earnings of Former TANF Recipients

During the second quarter of 2007, former WFNJ TANF recipients who recently began working earned an average of \$9.15 per hour, an increase of 37 cents per hour over the average wage for the same quarter in 2006.

### Average Hourly Wages of Former TANF Recipients



**•Statewide Job Openings**

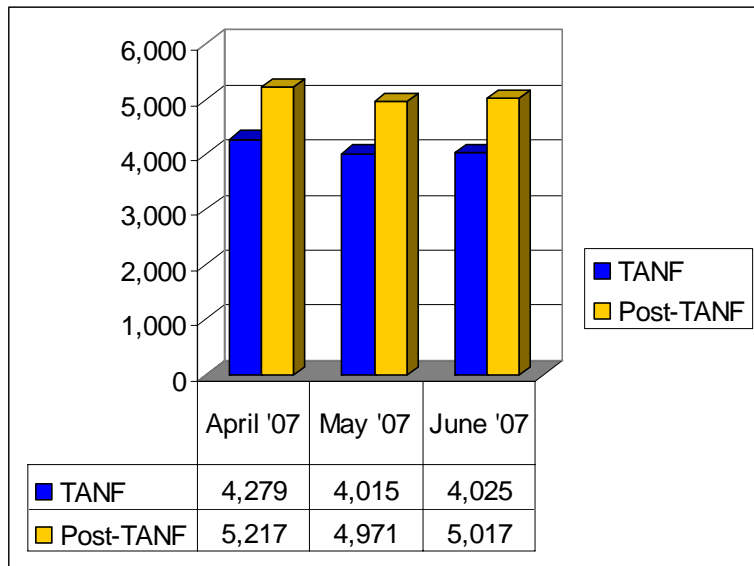
According to the NJ Department of Labor and Workforce Development, there were nearly 113,000 job openings statewide during the period of July 1, 2006 through June 30, 2007. The majority of positions available were in the Administration and Support, Waste Management and Remediation category, followed by the Retail Trade and Professional, Scientific and Technical Services fields.

<b>LWD statewide job openings</b>	
<b>Occupation</b>	<b>Openings</b>
Admin. & Support, Waste Mgt. & Remediation	19,598
Retail Trade	14,240
Professional, Scientific & Technical Services	13,597
Public Administration	11,699
Transportation & Warehousing	10,065
Manufacturing	8,683
Accommodation & Food Services Health Care & Social Assistance	8,571
Health Care & Social Assistance	6,949
Information	3,817
Other Services	3,636
Arts, Entertainment & Recreation	2,735
Construction	2,619
Wholesale Trade	2,365
Finance & Insurance	1,553
Educational Services	916
Agriculture, Forestry, Fishing, Hunting	888
Real Estate & Rental & Leasing	542
Utilities	161
Management of Companies & Enterprises	83
Mining	26
<b>Total</b>	<b>112,743</b>

### 3. Child Care

As of June 2007, about 4,000 WFNJ TANF clients were receiving child care benefits. Post-TANF child care benefits were issued to about 5,000 families who had become employed and were no longer receiving cash assistance.

**WFNJ TANF Cases Receiving  
Child Care Benefits, June 2007**



### 4. WFNJ Program Expenditures

The attached Appendix provides a summary of WFNJ program expenditures for the quarter.

**NOTE: ALL CHARTS AND GRAPHS HAVE BEEN DEVELOPED BY  
THE DIVISION OF FAMILY DEVELOPMENT.**

**FOR FURTHER INFORMATION REGARDING CHARTS AND GRAPHS  
OR PROGRAM EXPENDITURES, PLEASE CONTACT  
JEANETTE PAGE-HAWKINS, DIRECTOR, AT 609-588-2401.**

**THE DIVISION OF FAMILY DEVELOPMENT  
WORK FIRST NEW JERSEY (WFNJ) EXPENDITURES  
Quarter Ending June 30, 2007**

	Expenditures for the Quarter's Ended					TOTAL COSTS CY 2005 1/05 - 12/05	TOTAL COSTS SFY 2006 7/05 - 6/06	TOTAL COSTS CY 2006 1/06 - 12/06	TOTAL COSTS SFY 2007 7/06 - 6/07
	Actual JUN 30, 2006	Actual SEP 30, 2006	Actual DEC 31, 2006	Actual MAR 31, 2007	Estimated JUN 30, 2007				
(A) CASE MANAGEMENT									
TANF	\$8,175,947	\$7,247,167	\$8,915,329	\$7,800,650	\$7,987,716	\$30,826,434	\$31,001,416	\$31,302,349	\$31,950,862
Food Stamps/Able Bodied Adults W/O Dependents	\$2,874,980	\$2,778,968	\$3,418,354	\$2,954,945	\$3,050,756	\$10,677,138	\$11,228,862	\$11,509,321	\$12,203,023
GA	\$2,126,735	\$2,108,446	\$2,707,420	\$2,286,339	\$2,367,402	\$9,038,969	\$8,932,309	\$8,921,596	\$9,469,607
(B) SUPPLEMENTAL SERVICES									
Special Initiatives I and II	\$2,504,054	\$1,908,110	\$1,545,689	\$1,663,863	\$1,705,887	\$8,569,270	\$8,618,971	\$7,848,382	\$6,823,549
(C) CHILD CARE	\$23,824,650	\$24,320,976	\$23,132,952	\$22,911,571	\$23,455,166	\$93,744,043	\$94,669,042	\$94,733,373	\$93,820,663
(D) TRAINING RELATED EXPENSE, PARTICIPANT ALLOWANCE AND TRANSPORTATION BLOCK GRANT									
TANF	\$2,474,370	\$1,596,577	\$3,010,301	\$2,403,613	\$2,336,830	\$9,889,076	\$9,571,023	\$9,172,443	\$9,347,322
Food Stamps	\$641,620	\$607,835	\$533,439	\$583,974	\$575,083	\$3,003,954	\$2,698,684	\$2,472,772	\$2,300,330
GA	\$387,384	\$395,781	\$373,046	\$356,676	\$375,168	\$1,461,642	\$1,427,366	\$1,485,190	\$1,500,671
(E) DEPARTMENT OF LABOR AND WORK FORCE DEVELOPMENT - EMPLOYMENT AND TRAINING									
TANF	\$11,645,661	\$9,990,339	\$10,518,399	\$13,609,065	\$11,372,601	\$38,638,015	\$42,589,586	\$42,902,340	\$45,490,404
Food Stamps/Able Bodied Adults W/O Dependents	\$3,203,962	\$2,060,731	\$2,193,285	\$2,962,364	\$2,405,460	\$9,496,434	\$10,121,479	\$9,946,162	\$9,621,841
GA	\$2,380,919	\$1,459,994	\$1,553,906	\$2,098,785	\$1,704,228	\$5,295,806	\$7,360,696	\$7,168,784	\$6,816,913
(F) OMEGA SYSTEM	\$470,397	\$402,393	\$410,778	\$410,778	\$423,586	\$1,915,543	\$1,629,196	\$1,749,716	\$1,647,535
<b>TOTAL EXPENDITURES</b>	<b>\$60,710,679</b>	<b>\$54,877,317</b>	<b>\$58,312,897</b>	<b>\$60,042,624</b>	<b>\$57,759,883</b>	<b>\$222,556,324</b>	<b>\$229,848,630</b>	<b>\$229,212,428</b>	<b>\$230,992,721</b>

**FOOTNOTES:**

*ACTUAL expenditures are subject to subsequent adjustment and reconciliation to be reflected on future reports.*

*ACTUAL expenditures for OMEGA SYSTEM have been revised to reflect actual expenditures for Q/E 09/30/06.*