

NINETEENTH ANNUAL REPORT

OF THE

DIVISION OF LOCAL GOVERNMENT

STATE OF NEW JERSEY

1956

STATEMENTS OF FINANCIAL CONDITION
OF COUNTIES AND MUNICIPALITIES



Prepared by

DEPARTMENT OF THE TREASURY

DIVISION OF LOCAL GOVERNMENT

AARON K. NEELD

State Treasurer

GEORGE C. SKILLMAN

Director

NINETEENTH ANNUAL REPORT

OF THE

DIVISION OF LOCAL GOVERNMENT

STATE OF NEW JERSEY

1956

STATEMENTS OF FINANCIAL CONDITION
OF COUNTIES AND MUNICIPALITIES

Prepared by

DEPARTMENT OF THE TREASURY
DIVISION OF LOCAL GOVERNMENT

AARON K. NEEDL
State Treasurer

GEORGE C. SKILLMAN
Director

Local Government Board:—

GEORGE C. SKILLMAN, *Chairman*

JOSEPH C. DE COSTER

CHARLES J. EHMLING

LAWRENCE T. HAVEY

WILLIAM G. COWARD, *Secretary*



Digitized by the Internet Archive
in 2013

<http://archive.org/details/reportofdi1956newj>

TABLE OF CONTENTS

SUBJECT	PAGE
Alphabetical Index
Letter of Transmittal	I
Explanatory Terms, Titles and Definitions	III
Municipalities Operating Under Special Forms of Government ...	XV
Comparative Statements and Summaries	XVI
County Finances	C-1
Municipal Finances	1
Tabulation of Outstanding Debt	569
Statement of Municipally Operated Utilities	593

LIST OF TABLES

TABLE	
1. Cash Collections of Current Levies	XVI
2. Total Taxes Outstanding—Accumulated Tax Title Liens and Property Acquired by Deed or Foreclosure	XVII
3. Total Gross and Net Debt of Municipalities and Counties	XVIII
4. Statutory Net Capital Debt	XIX
5. Recapitulation of Totals of Municipal Budgets as Originally Approved by the Division of Local Government	XX
6. Comparative Analysis of Miscellaneous Revenues Realized	XXI
7. Accumulated Totals—All Municipalities—Expenditures and Required Payments, Receipts and Revenues Realized	XXII
8. Capital Debt Outstanding	569
9. Statement of Municipally Operated Utilities	593

ALPHABETICAL INDEX

Alphabetical Sequence—County Maps	I
Capital Debt	X
Capital Outlay	VII, XI
Cash Basis of Operations	XIII
Cash Deficits	XIII
Comparable 1938 to 1956	I
Comparative Statements and Summaries	XVI
County Taxes	V
Current Finances	XIV
Current Taxes—1956 Collections	IX
Deferred Charges and Statutory Expenditures	III
Delinquent Taxes Including Liens	IX
Emergency Appropriations	III
Emergency Borrowings	IV
Expenditures	III
Explanatory Terms, Titles and Definitions	III
Foreclosed Property and Property Acquired by Deed	IX
Local Purpose Taxes	V
Local School Taxes	V
Miscellaneous Revenues Realized	VI
Municipal Fiscal Year	III
New Jersey Tax Billing and Collecting Procedure	V
Number of Municipalities	I
Per Capita Figures	XIV
Required Payments for Local School, County and Special District Taxes	IV
Reserve for Uncollected Taxes	VII, XIV
Revenue Accounts	VI
Scope of Report	I
Significance of Unbalanced Totals	VII
Source of Material	I
Special Assessments	XII
Special District Taxes	XII
State Aid to Municipalities	VII
Statement of Receipts and Revenues	VI
Statements of Expenditures and Required Payments	III
State Taxes	V
Summary	II
Surplus Revenues	VI
Taxes Levied, 1956	VIII
Tax Rates	VIII
Tax Title Liens	IX
Transmittal	I
Utility Operations	XII

TO THE GOVERNOR AND MEMBERS OF THE LEGISLATURE:

Transmittal

I submit herewith the Nineteenth Annual Report of the Division of Local Government covering the fiscal year January 1 to December 31, 1956, pursuant to the provisions of chapter 112, P. L. 1944, which require "the Director to publish annually a report of comparative financial statistics of local government tabulated to show the costs of government, the costs of principal services, the amount of debt and other pertinent data."

Comparable 1938 to 1956

The schedules in this report closely follow those of preceding years, thus permitting comparable studies for a nineteen-year period.

Source of Material of Report

The statistical data contained herein have been assembled from financial statements prepared by the chief financial officer of the municipality. Heretofore, reports of audit have been used where available but studies have indicated that the report can be completed more speedily by using financial statements in all cases. Our studies also indicate that these statements are adequate for reporting purposes.

Scope of Report

The first section of the text following the letter of transmittal, will deal with "Explanatory Terms, Titles and Definitions," followed by a section dealing with "Comparative Statements and Summaries."

Number of Municipalities

This report covers the transactions of the 588 local government units of New Jersey, consisting of 21 counties, 53 cities, 21 towns, 257* boroughs, 235 townships and 1 village.

Alphabetical Sequence—County—Maps

For convenience and quick reference, material is presented in alphabetical sequence with a separate section for counties.

A map of each county showing the location of the various municipalities therein will be found immediately in front of the detail relating to a particular county.

The name of each municipality is followed by the form of government, i. e., city, town, borough, etc., together with 1950 population figures, land area and net valuation taxable. Municipalities operating under special forms of government appear on page XV. The effective date of the statute appears on the tabulation dealing with optional charter municipalities, while the date of the next election is shown for other forms.

* The Borough of Island Beach is an incorporated Borough, but had no financial transactions in 1956 due to the failure of governing and other officials to operate the municipality. Incidentally all of the land is now owned by the State of New Jersey.

SUMMARY

One Page Devoted to Each Municipality

In summary, an attempt has been made to present a comprehensive picture of the current financial position of each county and municipality and in so doing, I have assembled pertinent information on a single page excepting data on municipally owned utilities, which appear in a separate section of the report. I have endeavored to comply with the statutory requirements and present a report of comparative financial statistics of local government and at the same time present the material in such a way that anyone not familiar with municipal finance may interpret and analyze the several statements. The 1956 budget operations as reflected by the statement of revenue and expenditures shows the costs of various governmental functions, singly and in total. These figures have been set up in conformity with a classification schedule in general use through the United States and while the larger units may be susceptible to further breakdown, uniform classifications have been used throughout this report.

I feel that this report would be incomplete without a word of commendation for Francis E. Maimona, Statistician, who has handled all of the detail contained in this report. Likewise, other members of the staff who have assisted in the work are entitled to special mention. In addition, I am indebted to the Department of Conservation and Economic Development, Division of Planning and Development, for the use of the county maps appearing herein.

Respectfully submitted,

GEORGE C. SKILLMAN,
Director of Local Government.

EXPLANATORY TERMS, TITLES AND DEFINITIONS

Municipal Fiscal Year

The fiscal year for all counties and municipalities is the calendar year.

Statements of Expenditures and Required Payments

In compliance with that part of the statute which requires a tabulation showing costs of government and the costs of principal services in comparable form, a statement of expenditures which reflects the budget results of the year, is used.

Expenditures

The term expenditure includes not only cash disbursements, but in addition, amounts reserved to meet unpaid claims of the current fiscal year.

It will be noted from the foregoing that Amounts Reserved to Meet Unpaid Claims of a current fiscal year are added to the actual cash disbursements in this report. The unexpended balance of an appropriation (even though it may be uncommitted) is reserved under New Jersey statute regardless of the amount of the actual commitments against such reserve. The net result is that the amounts reserved at the end of a fiscal year are considerably in excess of the actual commitments of such fiscal year. It may be argued that this excess reserve produces an erroneous picture insofar as expenditures are concerned. However, few municipalities maintain complete requisition systems and it follows that reporting expenditures in excess of the actual disbursements makes for sound finance. In other words, the fact that a portion of the amount considered as an expenditure or charge remains unused at the end of a fiscal period strengthens the eventual financial position of the municipality.

Deferred Charges and Statutory Expenditures

This title includes amounts appropriated to cover over-expenditures, emergencies, judgments, or any items of a mandatory nature occurring in a prior period and required to be met in a current period. The major items incorporated in this classification are emergencies and expenditures without appropriations.

Emergency Appropriations

The New Jersey statutes provide that emergency appropriations may be created by resolution for the purpose of meeting an unforeseen emergent condition, or one for which adequate appropriation was not made in the current budget. These appropriations must be created by a resolution adopted by two-thirds vote of all the members of the gov-

erning body, and where the amount exceeds three percent of the operating budget require the approval of the Director of Local Government. It is mandatory that all emergency appropriations be included in the budget of the next succeeding year. The expenditures under emergency appropriations are subject to the same classification as to purpose as an original appropriation. Thus, in this report, emergency expenditures of 1956 are in no instance separately classified. A subsequent comment, however, illustrates the extent to which these are financed by emergency notes. All of these emergency appropriations except those referred to in a subsequent paragraph are cleared by specific appropriation in the 1957 budget and will fall in the "Deferred Charge and Statutory Expenditure" group.

During 1956 municipalities declared emergencies aggregating approximately \$4,817,286 and thus created emergency appropriations for the foregoing amount which were financed from funds on hand. These appropriations were for water and other utilities, garbage and ashes, fire protection, roads, streets and bridges, police, health, housing, parking meters, poor, schools, etc.

Emergency Appropriations—Chapter 239, P. L. 1955 and Chapter 48, P. L. 1956

Pursuant to the provisions of Chapter 239, P. L. 1955, emergency appropriations may be made for the purpose of restoring damage resulting from floods or emergencies created under the statute may be retired over a five-year period with at least 20% appropriated annually.

Pursuant to Chapter 48, P. L. 1956, a municipality after the adoption of an ordinance may create an emergency appropriation for (1) tax map, (2) revaluation program or (3) the appointment of a planning consultant. These appropriations may also be retired over a five-year period with at least 20% appropriated each year.

A limited number of emergencies have been approved under the chapter first mentioned and a substantial number are taking advantage of Chapter 48, P. L. 1956. As previously stated, all emergency appropriations except those created pursuant to the two statutes referred to above must be covered in full in the next succeeding budget.

Emergency Borrowings

Emergency appropriations may or may not be supported by borrowings. If a municipality has sufficient current funds to support an emergency appropriation, recourse need not be had to the issuance of emergency notes. On the other hand, a municipality may, if it so elects, issue emergency notes to support an emergency appropriation.

Required Payments for Local School, County, and Special District Taxes

This figure is broken down under the caption of "Taxes" where the respective amount of each requirement is shown. Attention is directed to the comment on "New Jersey Tax Billing and Collecting Procedure," also to the comment on "Local Purpose Taxes" which follow.

New Jersey Tax Billing and Collecting Procedure

A word of explanation is needed at this point relative to the method of tax billing and collecting in New Jersey. Property is assessed for taxing purposes as of October 1 of the year preceding that for which the tax is levied. The municipal budget determines the tax requirements of *the municipality*. The local school budget determines the tax requirements of the local school district. The county budget fixes the amount due for county purposes and the county tax requirements of each individual municipality are determined by an apportionment of the county tax requirements by the county tax board.

The several requirements are added together and thus become the total tax levy of the municipality. The local collector submits a single bill for county, local school and local requirements. Taxes are payable in four installments and the taxing district must make mandatory payments to the school district and to the county. What remains is available for municipal purposes. Thus, it is easy to see that failure to collect taxes may leave a municipality without funds with which to operate. From the taxpayer's standpoint, the method is clean-cut to the extent that he receives only a preliminary bill and a final bill and when he makes payment, he has satisfied all of the requirements of the county, local school district and local municipality.

County Taxes

This is the amount required to be paid by the municipality to the county for its share of the county tax levy as apportioned by the county tax board.

State Taxes

No direct State property tax was levied for any purpose for the year 1956. The last report to reflect a State Tax was that of the year 1946.

Local School Taxes

Local school taxes represent the amount required for the support of local district schools which, in all except what are known as Chapter VI or so-called city districts, are governed by a corporation separate and distinct from the municipal corporation. The school year runs from July 1 to June 30, however, treating the local school levy as a required payment without adjustment creates no confusion insofar as this report is concerned, furthermore a number of school districts levy taxes on a calendar year as permitted by statute.

Local Purpose Taxes

Every municipal budget is balanced by what is known as a Local Purpose Tax. The Local Purpose levy appears under the heading of "1956 Tax Requirements" and a comment appears on page VIII of the report dealing with this item. This item loses some of its identity due

to the fact that under a cash basis accounting procedure it is submerged in the financial set-up; however, this local purpose levy is that portion of the total levy which is under the jurisdiction of the local officials. This item was given its proper place in the budget form prepared by the Division beginning with 1952.

The Local Purpose Tax is of prime importance in the preparation of the municipal budget and this report has been prepared in such a manner that the item is given due prominence.

Statement of Receipts and Revenues

As an offset to the expenditure statement, a statement of receipts and revenues which reflects the end of the year budget results on the income side of the budget is used. Actual receipts which are available to meet expenditures and required payments may be determined from the statement of revenues. The revenue figures shown in this report represent cash receipts in all instances except in the case of surplus revenue and State Aid. Surplus revenue may in part be offset in deferred charges and State Aid may be represented by State funds set aside for the municipality but not yet paid over.

Revenue Accounts

Revenue accounts referred to above are defined herewith in order to clarify their meaning to anyone not familiar with New Jersey municipal finance.

Surplus Revenue:—Represents free cash used to support the current budget after providing the amounts required to meet the cash liabilities at the end of the previous year and the amount of non-cash surplus permitted to be used to offset deferred charges which are required to be cleared by budget action. It does not represent the current cash balance at the close of the previous year except in unusual cases.

Miscellaneous Revenues Realized:—Represents cash receipts from such sources as:

- Licenses
- Fees and permits
- Fines (magistrates, etc.)
- Interest and costs on taxes and assessments
- Bus receipts taxes
- Parking meters
- Franchise tax
- Gross receipts tax
- Sundry receipts

State Aid to Municipalities plays an important part in the miscellaneous revenue picture. Chapter 62, of the Laws of 1947, provides that municipalities may anticipate State Aid for current road repairs, street lighting and capital road construction. Statutory emphasis was placed on this State Aid being used for current repairs with the result that many municipalities anticipate a great part of the \$5,770,000 appropriated by the State under what is commonly known as "Formula Funds." This, and a limited amount of other forms of State Aid, are separately reported under "State Aid Revenues Realized."

A comparative statement of realized revenues by all municipalities is shown on page XXI.

Reserve for Uncollected Taxes

It will be noted that the expenditure and required payment group shows a total captioned "Total All Expenditures and Required Payments" which figure excludes the "Reserve for Uncollected Taxes." This "Reserve for Uncollected Taxes" is not a cash requirement and while it is an integral part of the budget, should not be considered in determining cash requirements. This is an amount added to the required levy; and should, based upon the estimated collection of current taxes, provide the cash required for operations and required payments.

Significance of Unbalanced Totals

A comparison of the total expenditures and required payments with the total receipts and revenues realized indicates the extent to which receipts support expenditures. Under the cash basis of operations an excess of receipts means that there is a surplus which may be availed of to support budgets of subsequent years; and a deficiency of receipts means that the deficit must be provided for in the budget of the succeeding year. Any attempt to use balanced totals in this report would materially delay the completion thereof.

Capital Outlay

A Statement of Capital Outlay follows the Statement of Receipts and Revenues. This is subdivided under several captions. This statement represents expenditures from bond funds. It will be noted that a separate heading appears in the Operating section for "Capital Improvements and Capital Improvement Fund." This item in part may represent a direct outlay for capital improvements indicated by so-called line item appropriations; the balance representing a down-payment fund which can only be availed of through ordinance. The capital improvement fund may be expended in the year in which the appropriation is made or may be accumulated and held for future capital purposes.

Tax Rates

A breakdown of tax rates is shown for each municipality. This breakdown shows that portion of the rate applicable to county, local district school and local municipal purposes. This computation is based on figures appearing in the printed "Abstract of Ratables" and can be checked to that source.

The tax rate for each county is not shown on the individual county sheets since this rate varies in each municipality according to the ratio of assessed values to true value.

1956 Taxes Levied

An analysis of the several purposes for which taxes are levied will be found under the foregoing caption. It will be noted that taxes levied are broken down under the headings of Local School, County, and Special District Taxes. These several items represent mandatory requirements. Attention is directed to page IV, "New Jersey Tax Billing and Collecting Procedure," which will give a general idea of the method of levying and collecting taxes under the New Jersey statutes.

The local purpose levy which is set forth as a separate item represents the amount required from general taxation to operate and maintain the municipality and provide for municipal debt service. The sum total of the several items gives the total tax levy for all purposes.

The figures set forth under "1956 Taxes Levied" are taken from adopted budget figures adjusted to the "Abstract of Ratables" of the several counties. This "Abstract of Ratables" is in effect the printed record of the several tax rolls or "duplicates" as they are defined in the New Jersey statutes.

The budget as adopted reflects a Local Purpose Levy, which is shown in this report, but which by statute may be adjusted when the tax levies are fixed. School debt service (in Chapter VI, School district) is included in the adopted budget of the municipality but deducted from the local purpose requirements and added to the local district school tax levy when the County Board strikes the tax rate. The totals of the figures appearing in the printed abstract of ratables will be in agreement with the "Total Tax Levy (Tax Duplicate)" but individual requirements for local district school and local purposes may not agree.

Theoretically the total of "1956 Taxes Levied" should agree with the 1956 levy appearing under "Current" taxes. Practically there will be variations due to fractional rates and to the fact that taxes may be added during the year. Fractional rates should always produce a slight variation, but where there are more than nominal changes these will undoubtedly be due to taxes added under what is known as Chapter 397, P. L. 1941.

Early reports did not give due recognition to the "Local Purpose Levy" which figure represents the amount under the direct control of the municipality and to a greater or lesser degree affects the tax rate.

It will be noted that all tax rates are carried out two places in this report whereas the printed abstracts of the several counties carry these rates several places further. The New Jersey statutes call for a rate on the hundred dollars of valuation and it is established practice to carry no rate beyond two decimal places. For example, a rate of 4.7719 is carried as 4.78—always to the next higher cent on the hundred.

Current Taxes—1956 Collections

This figure represents 1956 cash collections from the 1956 tax levy. The current collection figure appears on both the Statement of Receipts and Revenues Realized and the Statement of Taxes.

Delinquent Taxes Including Liens

This represents 1956 cash collections on all prior years' taxes including tax title liens which were unpaid at the beginning of the year 1956. In the statement entitled "Taxes" a distinction is made between prior years' taxes and tax title liens, while in the Statement of Receipts and Revenues no such distinction is made.

"Prior Years' Taxes," "Tax Title Liens" and "Property Acquired by Deed or Foreclosure" are shown in condensed form. Balances at the beginning and end of the year are shown together with "Cash Collections" or "Cash Sales." There are other changes such as transfers, cancellations, etc., affecting these items but the true index of activity is the cash derived from these sources, and it is felt that the omission of other than cash figures does not in any way lessen the value of the statements.

Tax Title Liens

Taxes on real property remaining unpaid on July 1st following the year of levy are required to be included in a tax sale. The holding of a tax sale is mandatory and attention is directed to the paragraph which follows relative to what happens after a sale is held and there are no outside purchasers.

Foreclosed Property and Property Acquired by Deed

This asset is created through the foreclosure of tax title liens. When real estate taxes are unpaid the collector is charged with the duty of selling the same for non-payment and if there is no outside purchaser, the property is struck off to the municipality and the tax title lien is vested in the municipality. At any time after two years from the date of the tax sale the municipality may in accordance with law foreclose the right of redemption through our courts and when such right to redeem is foreclosed the municipality acquires title in fee.

This property then becomes municipal property subject to sale by the municipality. The property is withdrawn from the ratables when foreclosed and is not restored thereto until sold.

Prior to 1946 the asset figure was the accumulated municipal charges against the property. In 1947 the asset figure carried on the books of the municipality was changed to the last assessed valuation shown in the records. This change should theoretically reduce the asset value of foreclosed property, but will produce a figure which will be more in accord with sale prices in the majority of cases. The present asset value of foreclosed property indicates that the disposition thereof is still one of the important problems of municipalities.

While tax title liens, in the main, are created as a result of non-payment of real estate taxes, liens may be created through the sale of delinquent special assessments, utility charges or special district taxes. Where the property is included in a tax sale and a tax title lien comes into existence, the power of foreclosure exists whether the lien results from a delinquent tax, a delinquent assessment or other delinquent charge. Regardless of the source of the delinquent charge the purchaser has the power to foreclose after the two-year period has elapsed on any municipal lien.

In some instances complete information relative to the activity in this account will be lacking due to the fact that the figures are taken from the financial statements of the municipalities direct rather than from the reports of audit.

Capital Debt

Under the caption of "Capital Debt" are set forth school debt, self-liquidating or utility debt, and other capital debt. Under the New Jersey statutes, the aforementioned figures represent indebtedness whether issued and outstanding or authorized but not issued.

Under deductions will be found school debt, self-liquidating debt, and other deductions. School debt, except in the case of city school districts, is the indebtedness of a separate corporation. (In the case of city districts, school debt is an obligation of the municipal corporation and the payment thereof is provided for by the municipality, whereas in other districts the payment is provided for by the school corporation.) The statutes in all cases permit deductions for school debt up to 6% of the three next preceding years' average assessed valuations of real property (and 8% in those cases where there is a certified high school). Thus, it will be noted that the full amount of school debt is deductible except in those cases where it exceeds the 6% (or 8%) average.

Self-liquidating or utility debt is deductible as a whole where the utility is entirely self-sustaining. In those cases where the utility is not self-sustaining, the operating deficit is capitalized at 5% and becomes a charge against the debt limit of the municipality.

The deductions for capital debt come about mainly through sinking funds or funds in hand applicable to the gross debt, and amounts owing by other governmental agencies. It follows that indebtedness which is authorized for the purpose of funding or refunding already existing debt may appear as a deduction. The debt limit in New Jersey is 7% of the average of assessed valuations of real property including improvements for municipalities and 4% for counties.

It will be noted from the reports that the percentage of debt is in excess of the 7% limit in a number of cases. This has come about through the funding of floating debt, the incurring of debt through an order of a superior governmental authority and in some instances through the change in the method of computing net debt as provided for in the 1935 Bond Act revision (under the previous statute, utility debt was deductible regardless of whether or not the utility was self-sustaining and special assessment debt was also deductible). Possibly the greatest change has been brought about through what is commonly known as an "extension of credit" for school construction, more particularly mentioned in the paragraph which follows.

Chapter 260 of the Laws of 1946 as amended by Chapter 252 of the Laws of 1952 permitted school districts to incur indebtedness which would use up all the borrowing power of the school district as well as the borrowing power of the municipality where the need for added school facilities was certified by the Commissioner of Education as being necessary. In addition the Local Government Board must certify that the added indebtedness will not, in the opinion of the Board, impair the ability of the municipality and school district to operate and meet the required debt service and other obligations. Since the passage of these laws, some 462 separate applications have been considered involving over 315 million dollars.

Capital Outlay

A statement of Capital Outlay appears in this report. This statement, which is broken down under the following captions: Beaches and Boardwalks, Buildings and Equipment, Parks and Playgrounds; Sewers; Streets, Roads and Bridges, Water Supply and Other Purposes, represents amounts paid in cash from capital or bond funds in 1956. In the main, these capital funds are derived from the proceeds of the sale of bonds or bond anticipation notes and the amounts reported represent actual cash disbursements; no attempt has been made to record capital commitments.

Capital outlay in the Current Division of accounts is reported in a separate classification appearing in the expenditure statement under the heading of Capital Improvements and Capital Improvement Fund.

Several inquiries as to the fact that no expenditures appeared under the caption of "Streets and Roads" for "New Construction"

call for a word of explanation. Present budgeting for this purpose places it under "Capital Outlay" in the current budget. Previously it was set up as a separate item under "Streets and Roads."

Utility Operations

Every municipally operated utility or enterprise must maintain a separate set of accounts. If the utility is entirely self-sustaining and there is a surplus, such surplus may be used to reduce current taxation. If the utility operates at a deficit, general taxation must provide the necessary funds to meet such operating deficit. The use of surplus to reduce the current tax levy is permissible while the budgeting of deficits in the current tax levy is mandatory. As stated elsewhere in this report, the extent to which the utility is self-liquidating determines the amount of the capital debt which is deductible in any debt statement. (In addition, it may determine the amount of new utility debt which may be incurred.) Statements appear on pages 593-596, inclusive.

Every utility must make a budget, which is separate and distinct from the general operating budget of the municipality. The figures shown under expenditures and required payments represent cash disbursements together with appropriation reserves. The receipts represent cash only.

Special Assessments

There has been inquiry as to why figures dealing with special assessments for benefits have not been incorporated in this report. The present Local Bond Law allows no deductions for benefit assessments, thus many improvements which were previously undertaken as local improvements due to the fact that the indebtedness could be created without affecting the debt limit of the municipality are not undertaken. While improvements are being assessed against property specially benefited, the volume does not assume great importance at this time.

Special District Taxes

The New Jersey statutes provide for the levy of special district taxes under certain conditions. In the main, these have to do with fire and light districts in townships. In addition, there are a limited number of sewer, garbage, and other special districts. No attempt has been made to report on these districts. Tests made some years ago indicated that the over-all costs of operating these several districts were nominal compared with other municipal requirements and while the required payments to the special districts appear in the report, no detail as to operating expenditures is shown. In the case of fire districts, no reports are filed with the Division; thus it is impossible to present detail covering the costs of fire district operations and the other districts are limited in number and the amount of money required. A

district tax levy represents a special levy imposed upon a portion of a municipality (usually a township) for the rendering of a certain service. The balance of the municipality is not liable for this tax. Furthermore, the municipality is not liable for the obligations of the district.

“Cash Deficits”

While the term “Cash Deficit” does not appear in this report except in the comparative statement of budgets appearing on page XX, under the New Jersey Cash Basis Act a municipality which does not collect sufficient *cash* within a given year to meet all expenditures and required payments, including amounts owing to the county and local school districts, finishes the year with a cash deficit. This cash deficit must be included in the budget of the next succeeding year, which requirement serves to keep a budget in balance, not only from a mathematical standpoint but from a cash standpoint. It will be noted that municipalities have incurred collective deficits running as high as \$8,000,000, although the “cash deficits” for the year 1956 was \$90,482.

Cash Basis of Operations

Under New Jersey statutes, cash basis refers to a plan of budgetary operation whereby the collection rate of the preceding year is applied to the total tax requirement and the levy overlaid to an extent which will produce sufficient cash from current collections to balance the budget (and other requirements). The overlay is represented by a “Reserve for Uncollected Taxes.” However, the “Reserve” appearing on the appropriation side of the budget may be offset in whole or in part by a revenue from delinquent taxes.

The cash basis in its simplest terms is the determination of the amounts of cash revenues available for expenditure from other than the tax levy and the amount of the new levy needed to produce the additional cash required in order to meet the obligations of the fiscal year; the amounts of cash receipts from the new tax levy and all other available revenues being determined on the basis of actual experience during the next preceding fiscal year.

From the above, it follows that if the municipality’s obligations for the new fiscal year amount to \$100 and if there are available on the basis of the next preceding fiscal year, revenues of \$40 to be received in cash from sources other than a new tax levy, it would be necessary to receive in cash during the fiscal year the sum of \$60 from the new tax levy and if 80 cents of each dollar of tax levied in the next preceding year was collected in cash during such year, then \$75 of new taxes must be levied in order to produce the required \$60 referred to above.

The objectives of the cash basis are twofold: (1) to provide sufficient cash to meet all current obligations of the municipality in cash as and when they are payable; and (2) to improve the credit position of our municipalities.

At the present time, all municipalities and counties prepare cash basis budgets.

Reserve for Uncollected Taxes

The "Reserve for Uncollected Taxes" is in effect a balancing figure in every municipal and county budget which will, based upon the estimated collection of the current levy, provide the cash required for the operations of the municipality, debt service, and mandatory payments to the State and county. While the reserve is computed as an overlay on the current tax levy, it only represents an actual overlay to the extent that the revenues from delinquent taxes and liens fail to produce sufficient cash to offset the reserve for uncollected taxes. In other words, there is a distinction between the "Reserve for Uncollected Taxes" and a "Reserve for Uncollectible Taxes." The former represents the amount required to balance the budget from a mathematical standpoint, while the latter represents an amount required to be raised currently to meet a loss in taxes due to non-collection. In those cases where the "Reserve for Uncollected Taxes" is in excess of the anticipated receipts from delinquent taxes, the budget is actually subject to an overlay, but in those cases where this reserve is less than the estimated receipts from delinquent taxes, the result is the reverse.

Current Finances

A condensed current or operating balance sheet prepared as of the end of the year is shown for each municipality. This current balance sheet captioned "Current Finances, December 31, 1956," reflects current cash, taxes and other receivables, cash liabilities, reserves and surplus revenue. State Highway Grants in Aid, due and owing the municipality, have been treated as part of the Surplus Revenue of the municipality, thus this item is shown separately. This statement is a true index of the current financial position of the municipality.

Per Capita Figures

Following the plan of previous reports per capita figures for Municipal Functions, Debt Service, Total Tax Levy and Gross Capital Debt are shown on the sheet setting forth the financial picture of the municipality. It is believed that this facilitates following the per capita figures and the pertinent source. 1950 census figures have been used in these computations.

MUNICIPALITIES OPERATING UNDER SPECIAL FORMS OF GOVERNMENT

COMMISSION FORM OF GOVERNMENT AND DATE OF ELECTION

Allenhurst Boro.	1960	Long Beach Twp.	1960
Atlantic City	1960	Long Branch City	1960
Audubon Boro.	1957	Longport Boro.	1960
Avalon Boro.	1959	Lyndhurst Twp.	1957
Avon-by-the-Sea Boro.	1959	Margate City	1959
Bayonne City	1959	Millville City	1960
Beach Haven Boro.	1958	Monmouth Beach Boro.	1957
Beachwood Boro.	1958	Montclair Town	1960
Belleville Town	1958	Mount Ephraim Boro.	1959
Belmar Boro.	1959	New Brunswick City	1959
Bordentown City	1957	North Bergen Twp.	1959
Bradley Beach Boro.	1959	Nutley Town	1960
Brigantine City	1959	Ocean City	1959
Camden City	1959	Orange City	1958
Cape May City	1957	Passaic City	1959
Cape May Point Boro.	1960	Perth Amboy City	1958
Cedar Grove Twp.	1959	Phillipsburg Town	1958
Clark Twp.	1957	Pine Valley Boro.	1958
Collingswood Boro.	1957	Ridgefield Park Twp.	1960
Deal Boro.	1960	Ridgewood Twp.	1959
Delaware Twp. (Camden)	1959	Sea Isle City	1957
Edison Twp.	1959	Spotswood Boro.	1959
Haddon Twp.	1959	Tavistock Boro.	1957
Haddonfield Boro.	1957	Trenton City	1959
Harvey Cedars Boro.	1959	Union City	1958
Hawthorne Boro.	1959	West New York Town	1959
Irvington Town	1958	West Orange Town	1958
Jersey City	1957	Wildwood City	1960
Lambertville City	1960	Wildwood Crest Boro.	1957

OPTIONAL MUNICIPAL CHARTER LAW OF 1950

Municipality	Effective Date	Governmental Form
Vineland City	July 1, 1952	Mayor-Council Plan A
Hoboken City	July 1, 1953	Mayor-Council Plan D
Newark City	July 1, 1954	Mayor-Council Plan C
Mount Holly Twp.	July 1, 1954	Council-Manager Plan A
Parsippany-Troy Hills Twp.,	July 1, 1954	Council-Manager Plan A
Rahway City	Jan. 1, 1955	Mayor-Council Plan F
Cedar Grove Twp.	July 1, 1955	Council-Manager Plan B
Burlington Twp.	Jan. 1, 1956	Small Municipality Plan C
Bloomfield Town	Jan. 1, 1956	Special Charter—Chapter 201, P. L. 1955
Newton Town	July 1, 1956	Council-Manager Plan B
Highlands Boro.	July 1, 1956	Small Municipality Plan B
Livingston Twp.	Jan. 1, 1957	Council-Manager Plan E
Pequannock Twp.	Jan. 1, 1957	Council-Manager Plan E

COUNCIL-MANAGER GOVERNMENT

These municipalities have the Council-Manager form of government. Members of the Council are elected by the voters on the second Tuesday in May every four years. Council chooses the Municipal Manager, who serves at the pleasure of the Council.

Municipality	Municipal Manager	Council Election
Asbury Park City—J. Oliver Armstrong		1957
Clifton City—Wm. Holster		1958
Fair Lawn Boro.—W. T. Williamson		1960
Hackensack City—Harold V. Reilly		1957
Keansburg Boro.—Bernard Blum		1957
Medford Lakes Boro.—John A. Weaver, Jr.		1958
Teaneck Twp.—James T. Welsh		1958
Teterboro Boro.—Frank A. Battel		1958

COMPARATIVE STATEMENTS AND SUMMARIES

TABLE 1

CASH COLLECTIONS OF CURRENT LEVIES

The statement which follows shows the percentage of cash collections of the current levy for the years 1950 to 1956, inclusive. This statement is of interest as it reflects the variations between delinquencies and the cash receipts. It is interesting to note that the variation due to transfers to liens, abatements, cancellations, etc., does not run over 1.54%.

(Representative years, amounts rounded to nearest dollar)

Year	Total Tax Levy	Cash Collec- tions	% Levy Canceled, Abated or Transferred to Liens	Outstanding December 31st
1950	369,840,487.	344,363,319. 93.11%	1.54%	19,794,225. 5.35%
1951	400,785,352.	375,852,639. 93.78%	1.16%	20,285,382. 5.06%
1952	439,519,528.	413,893,770. 94.17%	1.00%	21,234,703. 4.83%
1953	471,148,975.	444,410,385. 94.42%	0.85%	22,292,711. 4.73%
1954	517,079,796.	487,844,435. 94.35%	0.88%	24,647,279. 4.77%
1955	542,278,276.	512,535,023. 94.51%	0.75%	25,695,043. 4.74%
1956	588,836,798.	555,938,765. 94.41%	0.93%	27,424,126. 4.66%

STATEMENT OF MUNICIPALLY OPERATED UTILITIES FOR THE YEAR 1956

This statement, because of its volume, appears at the back of the report, beginning with page 593. Comments regarding the method of operating municipally owned utilities will be found on page XII.

TABLE 2**TOTAL TAXES OUTSTANDING—ACCUMULATED TAX TITLE LIENS
AND PROPERTY ACQUIRED BY DEED OR FORECLOSURE**

The following statement shows the total amount of delinquent taxes (including the current year's total as shown in table 1), the accumulated tax title liens, and the asset value of property acquired by deed or foreclosure.

(Representative years, amounts rounded to nearest dollar)

Dec. 31 Year	Delinquent Taxes (all years)	Tax Title Liens Outstanding	Foreclosed Property
1951	34,747,344	29,282,820	70,246,909
1952	36,396,758	24,756,177	70,081,864
1953	38,433,182	21,416,527	66,972,910
1954	42,088,720	17,933,037	66,059,671
1955	44,643,060	16,116,003	63,813,097
1956	46,023,205	15,400,168	60,526,408

TABULATION OF OUTSTANDING DEBT—DECEMBER 31, 1956

To meet the many requests of investment houses and others interested in municipal finance a tabulation of "Outstanding Debt" has been made part of this report. (See page 569.) This debt is broken down as follows: Municipal Debt, Assessment Debt, School Debt, Utility Debt and Outstanding Notes. These notes include the following temporary debt: General Obligations, Utility Obligations and Assessment Obligations.

The foregoing statement deals only with debt issued and outstanding, while the statement of "Capital Debt," mentioned on page X refers to debt "authorized" as well as debt issued. The fact that authorizations may be abandoned or revised indicated a need for a statement of actual obligations outstanding. All school debt is included in this tabulation. (Last year's statement showed Chapter VI school debt only.)

Authority or District Debt

No information is included in this report relative to the amount of authority or district debt outstanding. While under the statutes authorities are required to file reports with the Division, the number of such reports filed does not permit the inclusion of a statement of such debt. In general, this debt is not raised by taxation at large, being liquidated by revenues of the authority or district; still it is an overlapping debt and thus has a bearing on the fiscal picture of the municipality or county.

It is hoped to include this information in the 1957 Report.

TABLE 3

TOTAL GROSS AND NET DEBT OF MUNICIPALITIES AND COUNTIES

The total gross debt of municipalities and counties, the total net debt and the percentage that such debt bears to the average assessed valuations of 3 preceding years' real property follows. This information is in comparative form for the representative years and reflects the overlapping debt of counties and the several municipalities located in each county. Figures were taken from the Annual Debt Statements filed with the Division by the chief financial officer of the respective governing bodies.

County	Gross Debt		Net Debt		% of Net Debt			3-Year Average Assessed Valuations
	(1) Municipal	(2) County	(1) Municipal	(2) County	(1) Mun.	(2) Co.	Total	
Atlantic	\$21,990,843	\$1,946,000	\$18,479,635	\$1,931,000	13.19	1.37	14.56	\$140,132,509
Bergen	127,915,522	12,072,000	64,728,050	12,072,000	8.63	1.60	10.23	750,017,218
Burlington	17,706,006	2,263,000	8,130,374	2,263,000	9.90	2.75	12.65	82,160,818
Camden	59,053,565	10,258,855	23,312,041	10,257,555	7.74	3.40	11.14	301,175,747
Cape May	8,614,473	1,039,000	6,283,576	1,039,000	9.04	1.49	10.53	69,539,891
Cumberland	18,508,409	1,708,000	5,461,922	1,708,000	9.02	2.82	11.84	60,520,185
Essex	168,706,740	32,386,000	68,796,933	32,386,000	5.02	2.36	7.38	1,371,685,269
Gloucester	11,016,104	4,884,240	5.92	5.92	82,420,907
Hudson	96,119,162	17,249,673	45,355,349	14,956,998	4.78	1.57	6.35	948,407,342
Hunterdon	8,206,996	1,877,932	4.90	4.90	38,280,205
Mercer	40,123,053	4,817,400	18,668,770	4,817,400	6.56	1.69	8.25	284,634,695
Middlesex	63,475,127	4,009,000	42,690,056	4,009,000	13.69	1.28	14.97	311,896,756
Monmouth	43,333,095	7,416,500	26,554,009	7,416,500	12.02	3.35	15.37	220,956,157
Morris	49,762,503	6,678,500	24,341,743	6,678,500	12.78	3.50	16.28	190,423,374
Ocean	14,320,794	1,389,000	6,498,991	1,389,000	8.78	1.88	10.66	73,992,021
Passaic	68,308,288	7,842,000	25,942,051	7,842,000	5.44	1.64	7.08	477,125,979
Salem	5,697,736	2,860,870	7.00	7.00	40,853,403
Somerset	18,615,452	1,744,000	10,721,761	1,744,000	11.69	1.90	13.59	91,745,165
Sussex	4,140,606	78,000	2,085,283	68,000	5.74	0.18	5.92	36,364,282
Union	87,569,258	6,918,000	39,850,344	6,918,000	6.25	1.08	7.33	637,324,926
Warren	7,062,818	300,250	4,295,366	300,250	9.73	0.68	10.41	44,124,563
Total 1956	\$940,216,550	\$120,115,178	\$451,819,296	\$117,796,203	7.23	1.88	9.11	\$6,253,791,412
1955	\$844,619,190	\$115,988,078	\$409,004,810	\$113,080,615	6.79	1.88	8.67	\$6,019,824,528
1954	\$755,292,809	\$112,369,807	\$371,172,452	\$108,716,625	6.37	1.86	8.23	\$5,829,496,388

TABLE 4

STATUTORY NET CAPITAL DEBT

The following statement, showing the statutory net capital debt of Counties and Municipalities, represents the outstanding indebtedness.

(Representative years, figures rounded to nearest dollar)

	1956	1955	1954	1953	1952
Municipal					
School	\$497,094,958	\$415,933,807	\$334,466,403	\$275,570,903	\$231,800,024
Utility	134,572,432	123,817,331	121,614,136	109,906,908	104,829,131
General	308,549,160	304,868,052	303,212,270	326,183,759	326,163,895
Total	\$940,216,550	\$844,619,190	\$759,292,809	\$711,661,570	\$662,793,050
Statutory Deductions	488,397,254	435,614,380	388,120,357	352,462,390	315,742,508
Net Capital Debt—Municipal ..	\$451,819,296	\$409,004,810	\$371,172,452	\$359,199,180	\$347,050,542
County					
General	\$120,115,178	\$115,988,078	\$112,369,807	\$103,928,036	\$96,197,596
Statutory Deductions	2,318,975	2,907,463	3,653,182	5,439,167	6,144,220
Net Capital Debt—County	\$117,796,203	\$113,080,615	\$108,716,625	\$98,488,869	\$90,053,376
Grand Total Net Capital Debt.	\$569,615,499	\$522,085,425	\$479,889,077	\$457,688,049	\$437,103,918
Average of Three Years					
Assessed Valuations	\$6,253,791,412	\$6,019,824,528	\$5,829,496,388	\$5,629,027,673	\$5,408,220,870
Percent—Net Debt	9.11	8.67	8.23	8.13	8.08

TABLE 5

**RECAPITULATION OF TOTALS OF MUNICIPAL BUDGETS AS ORIGINALLY
APPROVED BY THE DIVISION OF LOCAL GOVERNMENT**

This statement represents a summary of all approved municipal budgets. No attempt has been made to reconcile these figures with the final budget figures or to compare them with the results of a year's operations.

(Representative years, figures rounded to nearest dollar)

	1957	1956	1955	1954	1953
Revenues					
1. Surplus revenues	\$62,757,632	\$59,398,174	\$55,345,492	\$53,243,647	\$50,408,761
2. Miscellaneous revenues	106,241,161	95,277,596	88,251,292	82,299,041	76,985,230
3. Delinquent taxes and liens	21,746,698	20,635,576	19,344,025	18,598,363	17,466,673
4. Local purpose levy	247,639,219	231,540,114	216,168,094	211,414,894	194,229,161
Totals	\$438,384,710	\$406,851,460	\$379,108,903	\$365,555,945	\$339,089,825
Expenditures					
5. Municipal functions (Incl. contg.)	\$286,880,181	\$268,098,688	\$265,753,321	\$247,589,588	\$228,747,503
Salaries and wages	183,590,377	171,290,827	159,312,316	150,682,966	140,059,149
Other expenses	103,379,804	96,807,861	106,441,005	96,906,622	88,688,354
6. Capital improvements	16,315,109	16,396,252	13,749,260	11,523,871	10,062,281
7. Debt service	44,425,729	42,293,270	42,748,739	41,653,293	41,061,714
Principal (Incl. sinking fund)	32,511,172	31,214,359	31,519,240	30,163,748	29,492,900
Interest	11,914,557	11,078,911	11,229,499	11,489,545	11,568,814
8. Deferred charges and statutory expenditures	32,209,930	27,570,244	7,679,467	17,626,479	15,010,903
9. Cash deficits	246,505	90,482	68,993	226,159	143,187
10. Reserve for uncollected taxes	58,307,256	52,402,524	49,109,123	46,936,555	44,064,237
Totals	\$438,384,710	\$406,851,460	\$379,108,903	\$365,555,945	\$339,089,825
Net increase (Item 10 less item 3)	\$36,560,558	\$31,760,948	\$29,765,098	\$28,338,192	\$26,597,564

TABLE 6

COMPARATIVE ANALYSIS OF MISCELLANEOUS REVENUES REALIZED IN
1956 AND 1954 BY ALL MUNICIPALITIES OF NEW JERSEY

This statement represents a summary of the miscellaneous revenues realized by the 567 municipalities from sources other than general property taxes.

(Representative years)

	1956	1954
Licenses:	\$7,895,945.34	\$7,540,156.72
Alcoholic beverages	5,254,579.89	4,667,844.08
Other	2,641,365.45	2,872,312.64
Fees and Permits	5,644,733.88	4,420,473.24
Building, etc.	3,403,498.05	2,620,333.58
Other	2,241,235.83	1,800,139.66
Fines:	3,906,533.16	2,914,523.76
Magistrate	3,720,385.13	2,729,424.12
Other	186,148.03	185,099.64
Interest and costs on taxes and assessments	2,648,402.87	2,190,744.19
Bus receipts taxes	2,292,078.83	2,281,831.54
Parking meters	2,943,090.90	2,601,245.39
Franchise taxes	23,498,436.03	19,547,648.83
Gross receipts taxes	28,304,301.21	23,665,420.09
Other miscellaneous revenues anticipated	25,161,536.82	22,379,762.46
State-aid revenues	8,482,785.11	6,559,043.54
Miscellaneous revenues not anticipated	12,249,104.51	9,172,609.59
	\$123,026,948.66	\$103,273,459.35

TABLE 7

**ACCUMULATED TOTALS—ALL MUNICIPALITIES—EXPENDITURES AND
REQUIRED PAYMENTS, RECEIPTS AND REVENUES REALIZED**

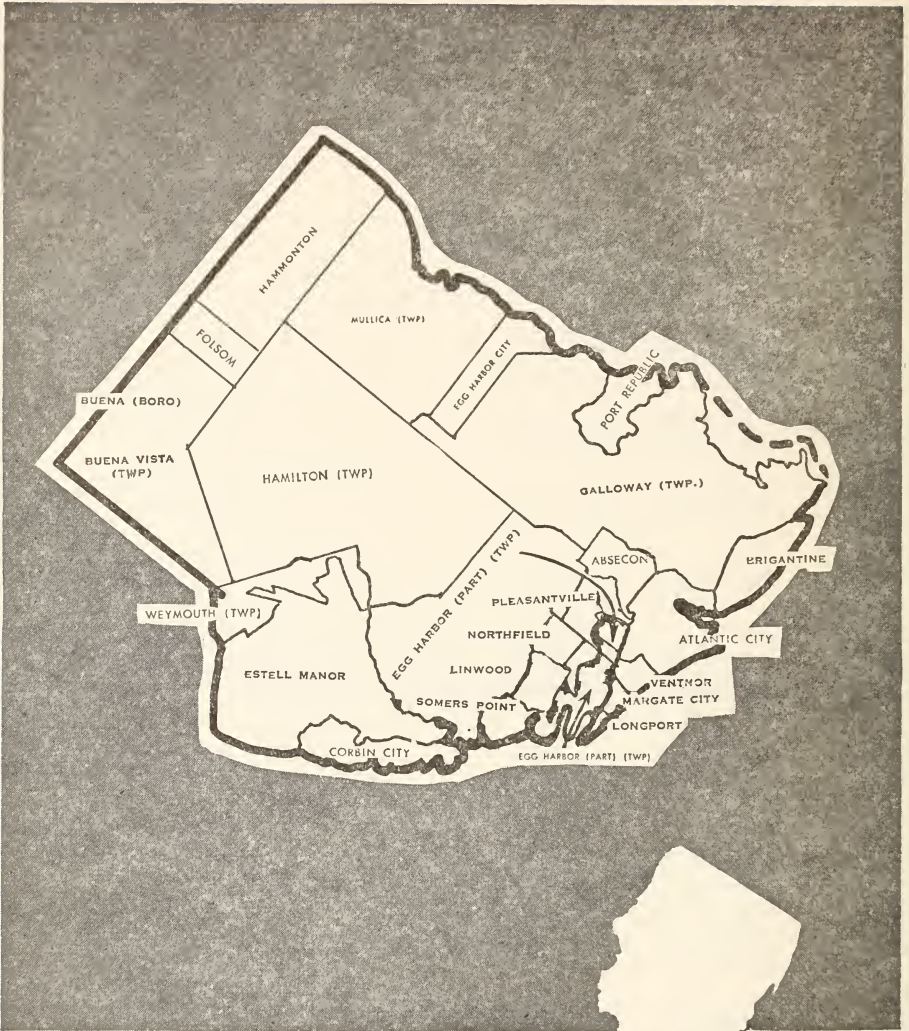
The tabulation which follows, shows the expenditures and required payments, receipts and revenues realized for the 567 municipalities of the State. The accumulated figures are set up in comparative form and represent the collective totals for the several individual items of all of the municipalities.

(representative years)

	1956	1955	1954
EXPENDITURES AND REQUIRED PAYMENTS:			
General Government			
Administrative and executive	\$2,535,176.36	\$2,389,245.20	\$2,062,877.20
Assessment and collection of taxes	9,763,909.57	8,786,066.99	8,368,317.31
Finance department	2,458,074.18	2,025,643.63	1,904,741.22
Protection to Persons and Property			
Fire	35,228,227.26	33,217,778.95	32,782,248.03
Police	61,299,086.73	56,518,642.10	55,972,125.74
Other	493,608.94	554,786.86	9,890,530.91
Streets and Roads			
Repairs and maintenance	32,357,871.50	29,745,523.98	27,219,926.58
Street lighting	8,034,896.98	7,516,322.60	7,182,677.50
Sanitation			
Street cleaning	6,171,316.61	6,068,251.34	6,588,473.42
Garbage and ash removal	13,626,691.02	12,332,496.43	11,719,873.54
Sewers	10,432,733.83	9,527,755.16	9,029,269.15
Health and Charities			
Health service	8,317,862.44	7,818,052.41	7,441,208.97
Welfare—Public assistance	6,336,360.30	7,001,611.84	5,202,179.48
Hospitals (aid and maintenance)	15,941,903.45	15,100,867.24	15,266,962.29
Other	328,132.09	239,805.04	208,139.23
Recreation			
Beaches and boardwalks	1,101,744.83	1,170,218.39	996,343.23
Parks and playgrounds	8,156,014.93	7,343,761.24	6,206,786.00
Other	1,879,857.48	1,731,852.09	1,834,885.03
Educational (Exclusive of School Districts)			
Unclassified Purposes (Including contingent)	8,344,551.46	7,631,436.33	7,188,300.16
SUB TOTAL—Municipal functions	4,855,763.77	5,067,820.43	8,493,973.32
Capital improvements and capital imp't fd.	\$17,365,818.90	\$14,167,085.97	\$11,916,726.41
Debt Service	42,380,928.97	42,849,283.92	41,536,095.64
Principal payments	\$31,292,966.14	\$31,853,682.27	\$30,222,633.54
Interest payments	11,087,962.83	10,995,601.65	11,313,462.10
Deferred Charges and Statutory Ex-			
penditures	\$28,946,072.75	\$25,217,902.20	\$18,197,475.65
Emergencies	3,305,100.87	2,620,989.28	4,194,525.62
Other deferred charges	24,946,072.75	22,596,912.92	14,002,950.03
TOTAL—Municipal expenditures	\$356,356,604.15	\$331,022,210.34	\$321,310,136.01
Required Payments for Local School, County and Special District Taxes	350,344,662.07	320,427,577.72	300,109,493.73
TOTAL EXPENDITURES AND RE-	\$706,701,266.22	\$651,449,788.06	\$621,419,629.74
QUIRED PAYMENTS			
Reserve for uncollected taxes	52,911,562.39	49,566,579.35	47,093,746.24
GRAND TOTAL—Budget	\$759,612,828.61	\$701,016,367.41	\$668,513,375.98
RECEIPTS AND REVENUES REALIZED TO MEET EXPENDITURES AND REQUIRED PAYMENTS:			
Surplus Revenue Appropriated	\$58,961,429.08	\$55,657,752.93	\$53,278,274.81
Miscellaneous Revenues Realized	114,544,163.55	105,965,078.61	97,807,955.60
State Aid Revenues Realized	8,482,785.11	6,448,383.63	6,497,009.47
Delinquent Taxes Including Liens	24,847,101.50	23,958,449.69	21,752,695.91
Current Tax Collections	555,938,764.79	512,535,022.69	487,844,435.31
TOTAL RECEIPTS AND REVENUES REALIZED	\$762,774,244.03	\$704,564,687.55	\$667,180,371.10

COUNTY FINANCES

ATLANTIC COUNTY



County Seat: Mays Landing

Population Census, 1950	132,399
Land Area (sq. mi.)	565.55
Density (per sq. mi.)	234.11
Net Valuation Taxable	\$153,377,065.00
Tax Levy (including Bank Stock Tax)	3,334,609.40



ATLANTIC COUNTY

EXPENDITURES AND REQUIRED PAYMENTS FOR 1956

General Government

Administrative and executive	\$86,491.50
Department of Finance	
County treasurer's department..	32,365.00
County auditor's department ...	41,363.50
Legal Department	
County counsel's department ...	20,880.00
County adjuster's department ..	25,735.00
Purchasing department	24,135.00
County clerk	138,500.00
Clerk of the board	18,905.00
County register
County surrogate	44,050.00
Building and grounds	134,885.00

Judiciary

General county courts	82,065.00
District Court	33,720.00
Superior Court	7,134.00
Prosecutor's office	116,355.00
Jury commission and juror's fees	56,100.00
Law library	1,300.00

Regulation

Sheriff's office	93,765.00
County police
Weights and measures department	6,000.00
Board of taxation	21,195.00
Chief medical examiner or county physician	10,390.00
County health department	85,515.00
Mosquito extermination commission	37,014.00
Board of elections	130,519.00
Superintendent of elections
Shade tree commission
Other	4,163.96

Roads and Bridges

Motor vehicle funds	522,506.00
County funds	144,913.32
Lighting of highways
Engineering	*116,515.00
Equipment

Charities, Correctional and Penal

Penitentiary, jail, etc.	154,940.00
Parental school
Probation department	62,656.00
County welfare board	250,872.74
Crippled children's care	10,700.00
Tubercular children's care	750.00
Tubercular patients	172,174.00
Mental patients	544,643.50
Epileptic patients	28,000.00
Feeble-minded patients	74,500.00
N. J. state board of child welfare	319,677.04
N. J. commission for the blind ...	34,000.00
War veterans' burial and grave decorations	3,715.00
County aid to general hospitals ..	17,600.00
County hospitals
Child welfare
Welfare homes	129,518.24
Other

Education

County superintendent of schools	12,075.00
Vocational schools	11,000.00
County extension service—farm and home demonstrations	33,195.00
Junior colleges
Other	4,625.00

Recreation

Park commission
-----------------------	-------

* Included in motor vehicle and/or county funds.

Unclassified

Pension and retirement funds
Insurance funds
Bounties
Other
Contingent	\$6,000.00

Total County Functions \$3,790,606.90

Capital Improvements **\$49,200.00**

Debt Service

Redemption of Bonds	
Road and bridge bonds	\$90,000.00
Park bonds
Vocational school bonds
Other bonds	254,000.00
Redemption of bond anticipation notes
Interest on Bonds	
Road and bridge bonds	17,130.00
Park bonds
Vocational school bonds
Other bonds	34,767.00
Interest on notes	2,000.00
Expenses of bond sale
Total Debt Service	\$397,897.00

Deferred Charges and Statutory Expenditures

Emergency revenues	\$140,000.00
Other deferred charges	183,125.27
Total County Expenditures ..	\$4,560,829.17

Reserve for uncollected taxes

Grand Total Budget \$4,560,829.17

RECEIPTS AND REVENUES REALIZED IN 1956 TO MEET EXPENDITURES AND REQUIRED PAYMENTS

Surplus revenue appropriated	\$150,055.97
Miscellaneous revenues realized	375,982.25
State-aid revenues realized	651,737.85
Delinquent tax collections
Current tax collections—1956 levy..	3,349,612.78
Emergency borrowings
Total Receipts and Revenues..	\$4,527,388.85

CURRENT FINANCES, DECEMBER 31, 1956

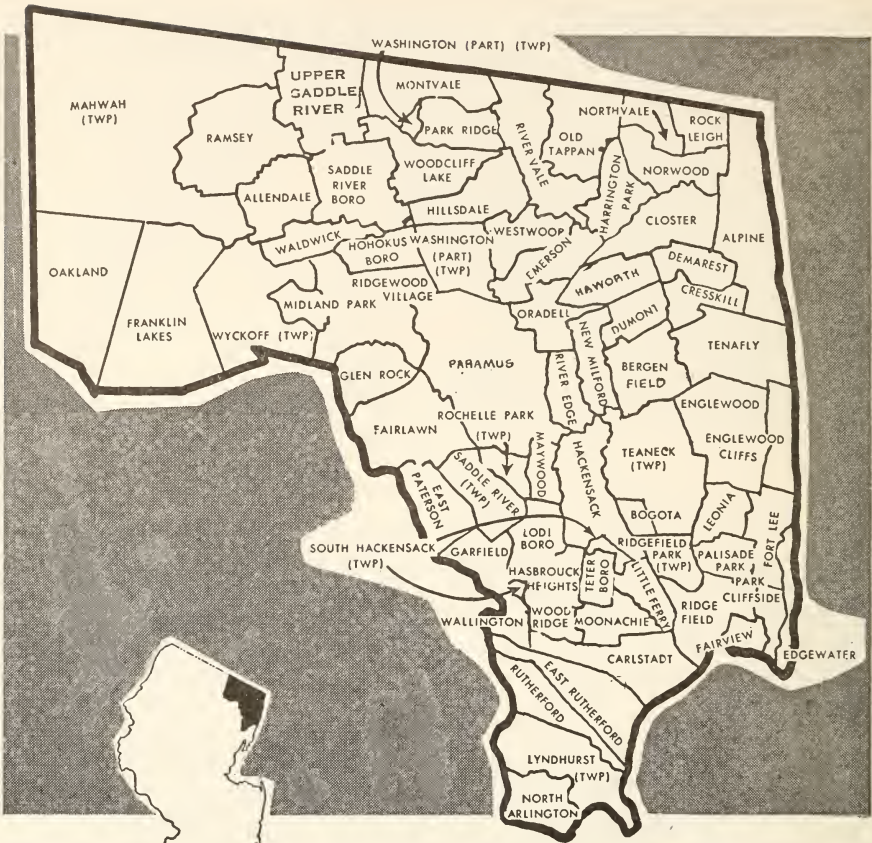
Cash	\$416,222.34
Receivables	73,549.60
Emergencies and deferred charges ..	93,301.49
Total Assets	\$583,073.43
Cash liabilities	\$288,675.59
Reserves for receivables	73,549.60
Surplus revenue	220,848.24
Total Liabilities and Surplus	\$583,073.43

CAPITAL DEBT, DECEMBER 31, 1956

Gross debt	\$1,946,000.00
Deductions	15,000.00
Net debt	\$1,931,000.00

Average Assessed Valuations
Real Property 1954-1955-1956.. \$140,132,509.00
Per Cent of Net Debt 1.37

BERGEN COUNTY



County Seat: Hackensack

Population Census, 1950	539,139
Land Area (sq. mi.)	235.08
Density (per sq. mi.)	2,293.43
Net Valuation Taxable	\$868,817,216.00
Tax Levy (including Bank Stock Tax)	8.682,522.95

Note:—Saddle River Township changed its name to Saddle Brook Township in 1955.

BERGEN COUNTY

EXPENDITURES AND REQUIRED PAYMENTS FOR 1956

General Government

Administrative and executive	\$126,425.46
Department of Finance	
County treasurer's department	69,859.27
County auditor's department
Legal Department	
County counsel's department	23,727.72
County adjuster's department	37,890.62
Purchasing department	35,839.12
County clerk	325,573.99
Clerk of the board	40,806.16
County register
County surrogate	76,521.23
Building and grounds	307,232.12

Judiciary

General county courts	435,237.93
District Court	173,415.01
Superior Court
Prosecutor's office	234,911.50
Jury commission and juror's fees	131,217.25
Law library	7,189.76

Regulation

Sheriff's office	117,841.87
County police	256,301.22
Weights and measures department	27,079.41
Board of taxation	77,852.32
Chief medical examiner or county physician	48,643.02
County health department
Mosquito extermination commission	189,500.00
Board of elections	315,154.89
Superintendent of elections
Shade tree commission
Other	75,390.18

Roads and Bridges

Motor vehicle funds	525,800.00
County funds	578,302.99
Lighting of highways	*6,500.00
Engineering	*163,554.76
Equipment

Charities, Correctional and Penal

Penitentiary, jail, etc.	193,672.43
Parental school
Probation department	147,511.01
County welfare board	479,456.00
Crippled children's care	8,000.00
Tubercular children's care
Tubercular patients	1,787,245.25
Mental patients	916,768.22
Epileptic patients	100,630.00
Feeble-minded patients	233,000.00
N. J. state board of child welfare	180,000.00
N. J. commission for the blind	39,800.00
War veterans' burial and grave decorations	5,741.94
County aid to general hospitals	270,000.00
County hospitals
Child welfare	230,811.39
Welfare homes	438,175.13
Other	37,859.86

Education

County superintendent of schools	16,460.50
Vocational schools	65,000.00
County extension service—farm and home demonstrations	22,400.34
Junior colleges
Other

Recreation

Park commission	300,000.00
---------------------------	------------

* Included in motor vehicle and/or county funds.

Unclassified

Pension and retirement funds
Insurance funds
Bounties
Other	\$221,308.89

Contingent

Total County Functions	\$9,931,554.00
----------------------------------	----------------

Capital Improvements \$556,500.00

Debt Service

Redemption of Bonds	
Road and bridge bonds	\$393,000.00
Park bonds	70,000.00
Vocational school bonds
Other bonds	514,000.00
Redemption of bond anticipation notes
Interest on Bonds	
Road and bridge bonds
Park bonds	16,962.00
Vocational school bonds
Other bonds	187,592.25
Interest on notes	5,000.00
Expenses of bond sale

Total Debt Service	\$1,186,554.25
------------------------------	----------------

Deferred Charges and Statutory Expenditures

Emergency revenues
Other deferred charges	\$485,518.84

Total County Expenditures	\$12,160,127.09
-------------------------------------	-----------------

Reserve for uncollected taxes

Grand Total Budget	\$12,160,127.09
------------------------------	-----------------

RECEIPTS AND REVENUES REALIZED IN 1956 TO MEET EXPENDITURES AND REQUIRED PAYMENTS

Surplus revenue appropriated	\$600,000.00
Miscellaneous revenues realized	2,413,532.03
State-aid revenues realized	696,360.36
Delinquent tax collections
Current tax collections—1956 levy	8,817,730.09
Emergency borrowings

Total Receipts and Revenues	\$12,527,622.48
---------------------------------------	-----------------

CURRENT FINANCES, DECEMBER 31, 1956

Cash	\$1,847,990.76
Receivables	66,125.00
Emergencies and deferred charges	67,767.00

Total Assets	\$1,981,882.76
------------------------	----------------

Cash liabilities	\$1,171,954.02
Reserves for receivables	66,125.00
Surplus revenue	743,803.74

Total Liabilities and Surplus	\$1,981,882.76
---	----------------

CAPITAL DEBT, DECEMBER 31, 1956

Gross debt	\$12,072,000.00
Deductions

Net debt	\$12,072,000.00
--------------------	-----------------

Average Assessed Valuations	
Real Property 1954-1955-1956	\$750,017,218.00
Per Cent of Net Debt	1.60

BURLINGTON COUNTY



County Seat: Mount Holly

Population Census, 1950	135,910
Land Area (sq. mi.)	819.30
Density (per sq. mi.)	165.88
Net Valuation Taxable	\$98,637,000.00
Tax Levy (including Bank Stock Tax)	2,286,299.20

BURLINGTON COUNTY

EXPENDITURES AND REQUIRED PAYMENTS FOR 1956

General Government

Administrative and executive	\$50,660.00
Department of Finance	
County treasurer's department..	16,976.00
County auditor's department . . .	5,149.87

Legal Department

County counsel's department . . .	10,630.00
County adjuster's department . .	28,600.00
Purchasing department	9,400.00
County clerk	117,500.00
Clerk of the board	17,000.00
County register
County surrogate	26,805.00
Building and grounds	45,437.70

Judiciary

General county courts	78,822.00
District Court	19,077.55
Superior Court
Prosecutor's office	56,565.00
Jury commission and juror's fees	29,180.00
Law library	1,805.00

Regulation

Sheriff's office	57,570.00
County police
Weights and measures department	9,200.00
Board of taxation	7,960.00
Chief medical examiner or county physician	3,600.00
County health department
Mosquito extermination commission	33,648.22
Board of elections	72,435.00
Superintendent of elections
Shade tree commission	500.00
Other	33,218.37

Roads and Bridges

Motor vehicle funds	467,552.50
County funds	351,770.00
Lighting of highways	*6,600.00
Engineering	*50,650.00
Equipment

Charities, Correctional and Penal

Penitentiary, jail, etc.	64,525.00
Parental school
Probation department	26,587.50
County welfare board	200,365.00
Crippled children's care	2,500.00
Tubercular children's care
Tubercular patients	291,658.81
Mental patients	523,830.00
Epileptic patients	41,000.00
Feeble-minded patients	83,000.00
N. J. state board of child welfare	127,193.20
N. J. commission for the blind . .	9,700.00
War veterans' burial and grave decorations	14,340.00
County aid to general hospitals . .	142,400.00
County hospitals
Child welfare	28,300.00
Welfare homes	297,113.00
Other	54,872.00

Education

County superintendent of schools	23,195.00
Vocational schools
County extension service—farm and home demonstrations	26,270.00
Junior colleges
Other

Recreation

Park commission
---------------------------	-----------

* Included in motor vehicle and/or county funds.

Unclassified

Pension and retirement funds
Insurance funds
Bounties
Other	\$31,345.12
Contingent	<u>1,561.42</u>

Total County Functions \$3,540,818.26

Capital Improvements \$25,000.00

Debt Service

Redemption of Bonds	
Road and bridge bonds	\$96,000.00
Park bonds
Vocational school bonds
Other bonds	13,000.00
Redemption of bond anticipation notes
Interest on Bonds	
Road and bridge bonds	10,667.50
Park bonds
Vocational school bonds
Other bonds	832.50
Interest on notes
Expenses of bond sale
Total Debt Service	<u>\$120,500.00</u>

Deferred Charges and Statutory Expenditures

Emergency revenues	\$64,000.00
Other deferred charges	166,339.70

Total County Expenditures . . \$3,916,657.96

Reserve for uncollected taxes

Grand Total Budget \$3,916,657.96

RECEIPTS AND REVENUES REALIZED IN 1956 TO MEET EXPENDITURES AND REQUIRED PAYMENTS

Surplus revenue appropriated	\$244,000.00
Miscellaneous revenues realized	651,906.76
State-aid revenues realized	700,670.56
Delinquent tax collections
Current tax collections—1956 levy . .	2,282,203.92
Emergency borrowings
Total Receipts and Revenues	<u>\$3,878,781.24</u>

CURRENT FINANCES, DECEMBER 31, 1956

Cash	\$547,015.24
Receivables	73,620.14
Emergencies and deferred charges . .	9,800.00
Total Assets	<u>\$630,435.38</u>
Cash liabilities	\$396,292.41
Reserves for receivables	73,620.14
Surplus revenue	160,522.83
Total Liabilities and Surplus	<u>\$630,435.38</u>

CAPITAL DEBT, DECEMBER 31, 1956

Gross debt	\$2,263,000.00
Deductions
Net debt	<u>\$2,263,000.00</u>

Average Assessed Valuations
Real Property 1954-1955-1956 . . \$82,160,818.00
Per Cent of Net Debt 2.75

CAMDEN COUNTY



County Seat: Camden

Population Census, 1950	300,743
Land Area (sq. mi.)	222.13
Density (per sq. mi.)	1,353.90
Net Valuation Taxable	\$344,626,357.00
Tax Levy (including Bank Stock Tax)	6,165,034.52

CAMDEN COUNTY

EXPENDITURES AND REQUIRED PAYMENTS FOR 1956

General Government

Administrative and executive	\$167,460.00
Department of Finance	
County treasurer's department ..	7,800.00
County auditor's department
Legal Department	
County counsel's department . . .	24,040.00
County adjuster's department ..	14,015.00
Purchasing department	25,480.00
County clerk	146,582.00
Clerk of the board	57,420.00
County register	111,260.00
County surrogate	42,560.00
Building and grounds	400,785.00

Judiciary

General county courts	181,910.00
District Court	45,680.00
Superior Court
Prosecutor's office	109,820.00
Jury commission and juror's fees	67,290.00
Law library	250.00

Regulation

Sheriff's office	77,210.00
County police
Weights and measures department	17,665.00
Board of taxation	31,510.00
Chief medical examiner or county physician	15,550.00
County health department
Mosquito extermination commission	37,176.00
Board of elections	267,760.00
Superintendent of elections
Shade tree commission
Other	21,890.00

Roads and Bridges

Motor vehicle funds	394,109.25
County funds	438,806.25
Lighting of highways	*3,900.00
Engineering	*87,700.00
Equipment

Charities, Correctional and Penal

Penitentiary, jail, etc.	187,585.00
Parental school
Probation department	30,600.00
County welfare board	260,010.00
Crippled children's care
Tubercular children's care
Tubercular patients	352,547.00
Mental patients	1,342,561.00
Epileptic patients	95,000.00
Feeble-minded patients	165,000.00
N. J. state board of child welfare	463,700.00
N. J. commission for the blind . .	26,650.00
War veterans' burial and grave decorations	4,150.00
County aid to general hospitals ..	162,000.00
County hospitals	520,723.50
Child welfare	123,815.00
Welfare homes	236,285.00
Other	27,810.00

Education

County superintendent of schools	8,525.00
Vocational schools	249,284.50
County extension service—farm and home demonstrations	19,635.00
Junior colleges
Other

Recreation

Park commission	158,000.00
-----------------------	------------

* Included in motor vehicle and/or county funds.

Unclassified

Pension and retirement funds
Insurance funds
Bounties
Other	\$28,995.00
Contingent	<u>4,000.00</u>

Total County Functions

Capital Improvements

Debt Service

Redemption of Bonds	
Road and bridge bonds	\$117,800.00
Park bonds	100,800.00
Vocational school bonds	30,000.00
Other bonds	512,400.00
Redemption of bond anticipation notes
Interest on Bonds	
Road and bridge bonds	37,900.75
Park bonds	65,810.35
Vocational school bonds	15,615.00
Other bonds	201,340.40
Interest on notes	16,525.00
Expenses of bond sale

Total Debt Service

Deferred Charges and Statutory Expenditures

Emergency revenues
Other deferred charges	\$293,531.55

Total County Expenditures ..

Reserve for uncollected taxes

Grand Total Budget

RECEIPTS AND REVENUES REALIZED IN 1956 TO MEET EXPENDITURES AND REQUIRED PAYMENTS

Surplus revenue appropriated	\$240,000.00
Miscellaneous revenues realized . . .	1,326,692.57
State-aid revenues realized	838,753.90
Delinquent tax collections
Current tax collections—1956 levy ..	6,193,562.55
Emergency borrowings

Total Receipts and Revenues..

CURRENT FINANCES DECEMBER 31, 1956

Cash	\$1,526,517.07
Receivables	513,345.28
Emergencies and deferred charges ..	120,700.00

Total Assets

Cash liabilities	\$827,587.61
Reserves for receivables	513,345.28
Surplus revenue	819,629.46

Total Liabilities and Surplus

CAPITAL DEBT, DECEMBER 31, 1956

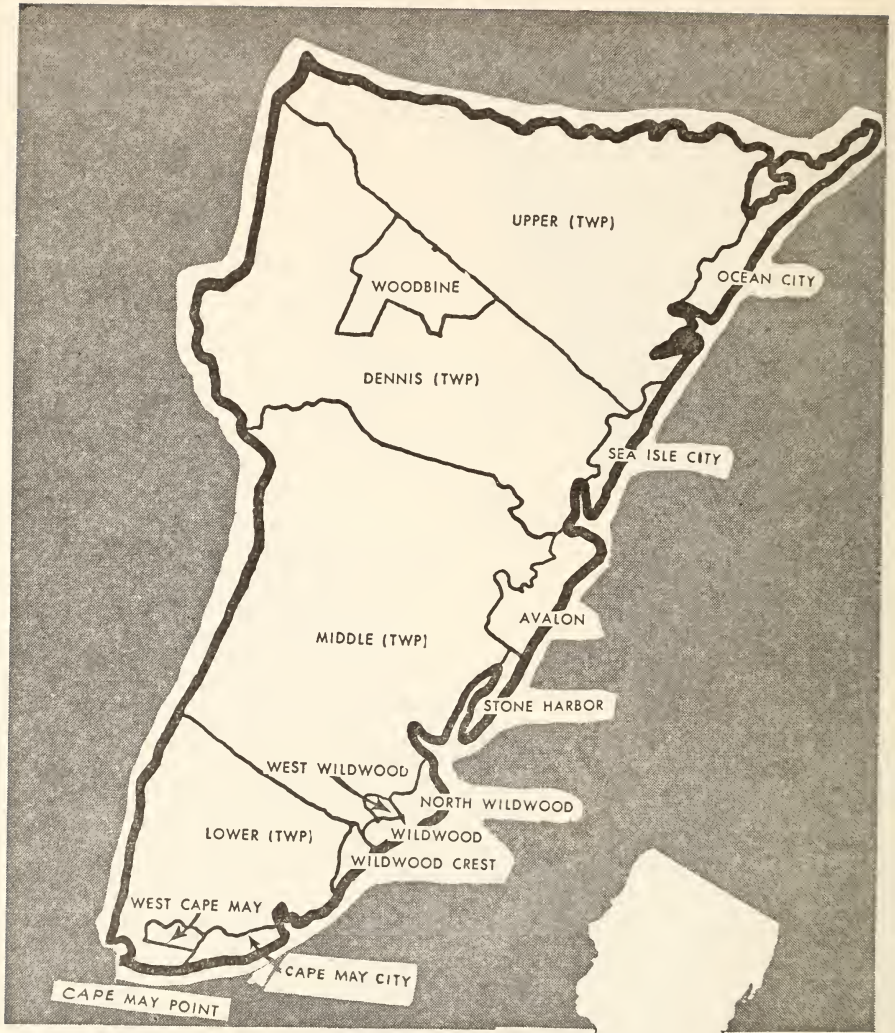
Gross debt	\$10,258,855.00
Deductions	1,300.00

Net debt

Average Assessed Valuations

Real Property 1954-1955-1956 ..	\$301,175,747.00
Per Cent of Net Debt	3.40

CAPE MAY COUNTY



County Seat: Cape May Court House

Population Census, 1950	37,131
Land Area (sq. mi.)	265.0
Density (per sq. mi.)	140.11
Net Valuation Taxable	\$78,373,309.00
Tax Levy (including Bank Stock Tax)	1,296,263.34



CAPE MAY COUNTY

EXPENDITURES AND REQUIRED PAYMENTS FOR 1956

General Government

Administrative and executive	\$90,113.73
Department of Finance	
County treasurer's department	18,900.00
County auditor's department
Legal Department	
County counsel's department	5,550.00
County adjuster's department	6,625.00
Purchasing department	
County clerk	66,620.00
Clerk of the board	9,775.00
County register
County surrogate	20,600.00
Building and grounds	75,610.00

Judiciary

General county courts	23,500.00
District Court	3,250.00
Superior Court	
Prosecutor's office	40,620.00
Jury commission and juror's fees	18,950.00
Law library	4,250.00

Regulation

Sheriff's office	28,600.00
County police	
Weights and measures department	4,085.00
Board of taxation	8,350.00
Chief medical examiner or county physician	5,740.00
County health department	20,100.00
Mosquito extermination commission	83,312.00
Board of elections	48,990.00
Superintendent of elections	
Shade tree commission	
Other	16,740.00

Roads and Bridges

Motor vehicle funds	280,901.93
County funds	167,050.00
Lighting of highways	*8,000.00
Engineering	
Equipment	11,600.00

Charities, Correctional and Penal

Penitentiary, jail, etc.	32,350.00
Parental school	
Probation department	27,580.00
County welfare board	115,948.00
Crippled children's care	1,500.00
Tubercular children's care	
Tubercular patients	15,000.00
Mental patients	82,000.00
Epileptic patients	7,000.00
Feeble-minded patients	31,000.00
N. J. state board of child welfare	49,986.00
N. J. commission for the blind	7,000.00
War veterans' burial and grave decorations	2,350.00
County aid to general hospitals	42,000.00
County hospitals	
Child welfare	
Welfare homes	197,777.00
Other	

Education

County superintendent of schools	11,140.00
Vocational schools	7,150.00
County extension service—farm and home demonstrations	20,877.00
Junior colleges	
Other	

Recreation

Park commission	
---------------------------	--

* Included in motor vehicle and/or county funds.

Unclassified

Pension and retirement funds	
Insurance funds	
Bounties	\$300.00
Other	149,636.63
Contingent	500.00

Total County Functions \$1,849,327.29

Capital Improvements \$20,000.00

Debt Service

Redemption of Bonds	
Road and bridge bonds	
Park bonds	
Vocational school bonds	
Other bonds	\$30,000.00
Redemption of bond anticipation notes	
Interest on Bonds	
Road and bridge bonds	
Park bonds	
Vocational school bonds	
Other bonds	10,672.50
Interest on notes	500.00
Expenses of bond sale	

Total Debt Service \$41,172.50

Deferred Charges and Statutory Expenditures

Emergency revenues	\$7,000.00
Other deferred charges	81,440.50

Total County Expenditures . . \$1,998,940.29

Reserve for uncollected taxes

Grand Total Budget \$1,998,940.29

RECEIPTS AND REVENUES REALIZED IN 1956 TO MEET EXPENDITURES AND REQUIRED PAYMENTS

Surplus revenue appropriated	\$45,000.00
Miscellaneous revenues realized	353,834.25
State-aid revenues realized	299,434.19
Delinquent tax collections	
Current tax collections—1956 levy	1,290,603.96
Emergency borrowings	

Total Receipts and Revenues . . \$1,988,872.40

CURRENT FINANCES, DECEMBER 31, 1956

Cash	\$229,620.58
Receivables	26,653.87
Emergencies and deferred charges	89,112.36

Total Assets \$345,386.81

Cash liabilities	\$140,198.25
Reserves for receivables	26,653.87
Surplus revenue	178,534.69

Total Liabilities and Surplus . . \$345,386.81

CAPITAL DEBT, DECEMBER 31, 1956

Gross debt	\$1,039,000.00
Deductions	

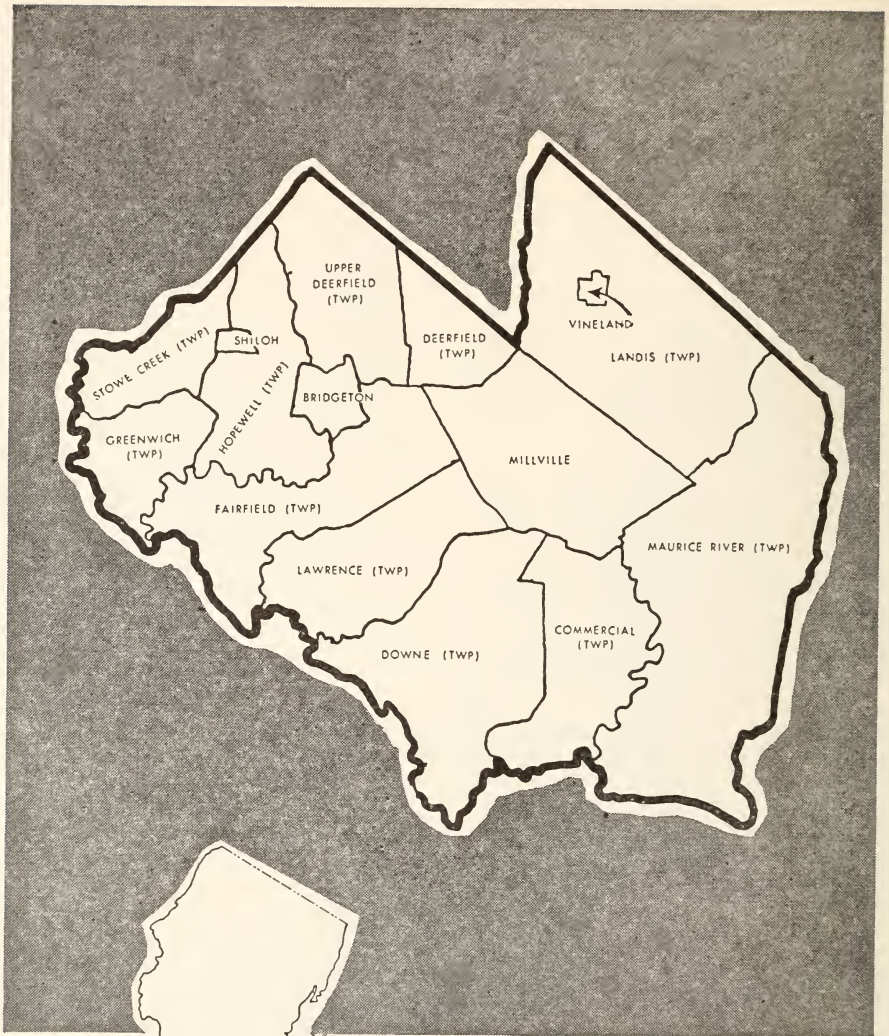
Net debt \$1,039,000.00

Average Assessed Valuations

Real Property 1954-1955-1956 . . \$69,539,891.00

Per Cent of Net Debt 1.49

CUMBERLAND COUNTY



County Seat: Bridgeton

Population Census, 1950	88,597
Land Area (sq. mi.)	502.4
Density (per sq. mi.)	176.34
Net Valuation Taxable	\$72,225,132.00
Tax Levy (including Bank Stock Tax)	1,189,489.67

Note:—The Township of Landis and the Borough of Vineland consolidated in 1952 to form the City of Vineland.

CUMBERLAND COUNTY

EXPENDITURES AND REQUIRED PAYMENTS FOR 1956

General Government

Administrative and executive	\$62,760.00
Department of Finance	
County treasurer's department..	20,150.00
County auditor's department	
Legal Department	
County counsel's department ...	13,970.00
County adjuster's department ..	
Purchasing department	
County clerk	50,590.00
Clerk of the board	2,975.00
County register	17,480.00
County surrogate	37,530.00
Building and grounds	

Judiciary

General county courts	61,195.00
District Court	13,380.00
Superior Court	
Prosecutor's office	34,520.00
Jury commission and juror's fees	17,190.00
Law library	1,550.00

Regulation

Sheriff's office	20,750.00
County police	
Weights and measures department	11,400.00
Board of taxation	6,000.00
Chief medical examiner or county physician	5,000.00
County health department	
Mosquito extermination commission	
Board of elections	67,370.00
Superintendent of elections	
Shade tree commission	
Other	2,000.00

Roads and Bridges

Motor vehicle funds	516,454.32
County funds	22,378.68
Lighting of highways	*4,615.68
Engineering	
Equipment	

Charities, Correctional and Penal

Penitentiary, jail, etc.	58,700.00
Parental school	
Probation department	29,520.00
County welfare board	146,300.00
Crippled children's care	6,000.00
Tubercular children's care	
Tubercular patients	63,494.00
Mental patients	291,700.00
Epileptic patients	15,000.00
Feeble-minded patients	58,000.00
N. J. state board of child welfare	82,500.00
N. J. commission for the blind ...	14,000.00
War veterans' burial and grave decorations	3,180.00
County aid to general hospitals ..	85,000.00
County hospitals	
Child welfare	
Welfare homes	130,300.00
Other	12,200.00

Education

County superintendent of schools	7,570.00
Vocational schools	
County extension service—farm and home demonstrations	22,280.00
Junior colleges	
Other	

Recreation

Park commission	
-----------------------	--

* Included in motor vehicle and/or county funds.

Unclassified

Pension and retirement funds	
Insurance funds	
Bounties	
Other	\$7,396.00
Contingent	446.78

Total County Functions

\$2,018,229.78

Capital Improvements

\$50,000.00

Debt Service

Redemption of Bonds	
Road and bridge bonds	
Park bonds	
Vocational school bonds	
Other bonds	\$62,000.00
Redemption of bond anticipation notes	
Interest on Bonds	
Road and bridge bonds	
Park bonds	
Vocational school bonds	
Other bonds	25,389.00
Interest on notes	3,915.88
Expenses of bond sale	
Total Debt Service	\$91,304.88

Deferred Charges and Statutory Expenditures

Emergency revenues	\$24,500.00
Other deferred charges	66,277.18

Total County Expenditures ..

\$2,250,311.84

Reserve for uncollected taxes

Grand Total Budget

\$2,250,311.84

RECEIPTS AND REVENUES REALIZED IN 1956 TO MEET EXPENDITURES AND REQUIRED PAYMENTS

Surplus revenue appropriated	\$75,000.00
Miscellaneous revenues realized ...	311,210.91
State-aid revenues realized	615,645.97
Delinquent tax collections	
Current tax collections—1956 levy..	1,213,916.18
Emergency borrowings	
Total Receipts and Revenues..	\$2,215,773.06

CURRENT FINANCES, DECEMBER 31, 1956

Cash	\$323,987.10
Receivables	30,417.41
Emergencies and deferred charges ..	37,000.00
Total Assets	\$391,404.51
Cash liabilities	\$128,504.35
Reserves for receivables	30,417.41
Surplus revenue	232,482.75
Total Liabilities and Surplus	\$391,404.51

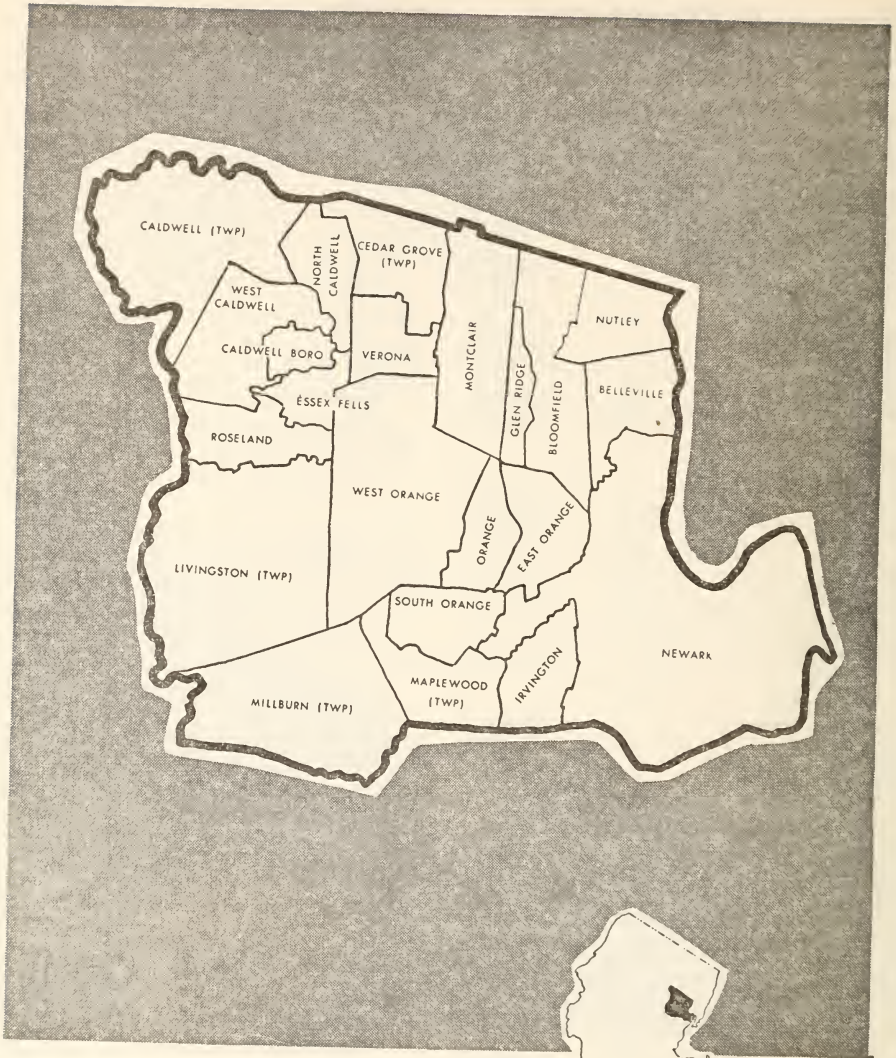
CAPITAL DEBT, DECEMBER 31, 1956

Gross debt	\$1,708,000.00
Deductions	
Net debt	\$1,708,000.00

Average Assessed Valuations
Real Property 1954-1955-1956.. \$60,520,185.00
Per Cent of Net Debt

2.82

ESSEX COUNTY



County Seat: Newark

Population Census, 1950	905,949
Land Area (sq. mi.)	127.44
Density (per sq. mi.)	7,108.82
Net Valuation Taxable	\$1,608,114,778.00
Tax Levy (including Bank Stock Tax)	21,703,583.71



ESSEX COUNTY

EXPENDITURES AND REQUIRED PAYMENTS FOR 1956

General Government

Administrative and executive	\$346,334.27
Department of Finance	
County treasurer's department..	197,665.04
County auditor's department
Legal Department	
County counsel's department . . .	51,701.45
County adjuster's department ..	71,769.24
Purchasing department	140,631.87
County clerk	213,698.43
Clerk of the board	44,003.14
County register	182,900.14
County surrogate	137,877.15
Building and grounds	2,368,904.57

Judiciary

General county courts	1,116,084.31
District Court	258,740.44
Superior Court
Prosecutor's office	384,956.13
Jury commission and juror's fees	51,788.69
Law library	9,565.00

Regulation

Sheriff's office	214,505.04
County police
Weights and measures department	29,214.25
Board of taxation	34,869.26
Chief medical examiner or county physician	84,628.97
County health department
Mosquito extermination commission	254,850.00
Board of elections	167,232.50
Superintendent of elections	381,216.78
Shade tree commission	93,026.73
Other

Roads and Bridges

Motor vehicle funds	471,123.00
County funds	469,137.00
Lighting of highways	*2,207.02
Engineering	*114,477.84
Equipment	*5,000.00

Charities, Correctional and Penal

Penitentiary, jail, etc.	1,380,131.51
Parental school	281,372.00
Probation department	465,666.38
County welfare board	1,657,066.00
Crippled children's care	30,000.00
Tubercular children's care	15,130.69
Tubercular patients	1,427,485.79
Mental patients	5,033,355.09
Epileptic patients	254,241.13
Feeble-minded patients	536,649.25
N. J. state board of child welfare	894,764.93
N. J. commission for the blind . . .	111,638.93
War veterans' burial and grave decorations	9,236.77
County aid to general hospitals
County hospitals	1,167,965.21
Child welfare
Welfare homes
Other	22,799.18

Education

County superintendent of schools	23,141.09
Vocational schools	1,480,874.00
County extension service—farm and home demonstrations	40,937.23
Junior colleges
Other

Recreation

Park commission	1,530,087.00
---------------------------	--------------

* Included in motor vehicle and/or county funds.

Unclassified

Pension and retirement funds
Insurance funds	\$256,250.00
Bounties
Other	164,133.07
Contingent	<u>5,182.34</u>

Total County Functions \$24,564,530.99

Capital Improvements \$100,000.00

Debt Service

Redemption of Bonds	
Road and bridge bonds	\$200,000.00
Park bonds
Vocational school bonds
Other bonds	1,798,000.00
Redemption of bond anticipation notes
Interest on Bonds	
Road and bridge bonds	100,000.00
Park bonds
Vocational school bonds
Other bonds	588,948.50
Interest on notes	14,440.00
Expenses of bond sale	23,894.05
Total Debt Service	<u>\$2,725,282.55</u>

Deferred Charges and Statutory Expenditures

Emergency revenues
Other deferred charges	\$736,285.15

Total County Expenditures .. \$28,126,098.69

Reserve for uncollected taxes

Grand Total Budget \$28,126,098.69

RECEIPTS AND REVENUES REALIZED IN 1956 TO MEET EXPENDITURES AND REQUIRED PAYMENTS

Surplus revenue appropriated	\$1,350,000.00
Miscellaneous revenues realized	3,690,069.69
State-aid revenues realized	2,919,325.17
Delinquent tax collections
Current tax collections—1956 levy..	22,037,906.29
Emergency borrowings
Total Receipts and Revenues..	<u>\$29,997,301.15</u>

CURRENT FINANCES, DECEMBER 31, 1956

Cash	\$4,761,704.83
Receivables	91,704.40
Emergencies and deferred charges ..	19,543.63
Total Assets	<u>\$4,872,952.86</u>
Cash liabilities	\$1,609,030.60
Reserves for receivables	91,704.40
Surplus revenue	3,172,217.86
Total Liabilities and Surplus	<u>\$4,872,952.86</u>

CAPITAL DEBT, DECEMBER 31, 1956

Gross debt	\$32,386,000.00
Deductions
Net debt	<u>\$32,386,000.00</u>

Average Assessed Valuations

Real Property 1954-1955-1956.	\$1,371,695,269.00
Per Cent of Net Debt	2.36

GLOUCESTER COUNTY



County Seat: Woodbury

Population Census, 1950	91,727
Land Area (sq. mi.)	328.63
Density (per sq. mi.)	279.11
Net Valuation Taxable	\$94,351,156.00
Tax Levy (including Bank Stock Tax)	1,215,438.64

GLOUCESTER COUNTY

EXPENDITURES AND REQUIRED PAYMENTS FOR 1956

General Government

Administrative and executive	\$57,200.00
Department of Finance	
County treasurer's department	13,485.96
County auditor's department
Legal Department	
County counsel's department	4,550.00
County adjuster's department
Purchasing department
County clerk	49,580.63
Clerk of the board	7,900.00
County register
County surrogate	22,635.00
Building and grounds	58,887.61

Judiciary

General county courts	32,160.00
District Court	22,300.00
Superior Court	7,000.00
Prosecutor's office	28,400.00
Jury commission and juror's fees	20,060.00
Law library	1,400.00

Regulation

Sheriff's office	27,170.00
County police
Weights and measures department	6,650.00
Board of taxation	10,590.00
Chief medical examiner or county physician	3,000.00
County health department
Mosquito extermination commission	6,700.00
Board of elections	65,480.00
Superintendent of elections	19,758.00
Shade tree commission
Other	16,050.00

Roads and Bridges

Motor vehicle funds	377,820.00
County funds	300,030.00
Lighting of highways
Engineering	*17,250.00
Equipment

Charities, Correctional and Penal

Penitentiary, jail, etc.	45,230.47
Parental school
Probation department	27,320.40
County welfare board	94,419.43
Crippled children's care	2,000.00
Tubercular children's care
Tubercular patients	27,500.00
Mental patients	175,000.00
Epileptic patients	30,000.00
Feeble-minded patients	67,000.00
N. J. state board of child welfare
N. J. commission for the blind	6,480.00
War veterans' burial and grave decorations	1,800.00
County aid to general hospitals	58,000.00
County hospitals
Child welfare	88,550.00
Welfare homes	57,500.00
Other	5,662.80

Education

County superintendent of schools	10,160.00
Vocational schools
County extension service—farm and home demonstrations	25,796.50
Junior colleges
Other	7,400.00

Recreation

Park commission
---------------------------	-------

* Included in motor vehicle and/or county funds.

Unclassified

Pension and retirement funds
Insurance funds
Bounties	\$500.00
Other	3,820.00
Contingent	<u>5,000.00</u>

Total County Functions \$1,897,946.80

Capital Improvements \$55,000.00

Debt Service

Redemption of Bonds	
Road and bridge bonds
Park bonds
Vocational school bonds
Other bonds
Redemption of bond anticipation notes
Interest on Bonds	
Road and bridge bonds
Park bonds
Vocational school bonds
Other bonds
Interest on notes
Expenses of bond sale

Total Debt Service

Deferred Charges and Statutory Expenditures

Emergency revenues
Other deferred charges	\$32,169.97

Total County Expenditures .. \$1,985,116.77

Reserve for uncollected taxes

Grand Total Budget \$1,985,116.77

RECEIPTS AND REVENUES REALIZED IN 1956 TO MEET EXPENDITURES AND REQUIRED PAYMENTS

Surplus revenue appropriated	\$210,602.97
Miscellaneous revenues realized	222,229.90
State-aid revenues realized	339,270.51
Delinquent tax collections
Current tax collections—1956 levy	1,240,000.00
Emergency borrowings

Total Receipts and Revenues.. \$2,012,103.38

CURRENT FINANCES, DECEMBER 31, 1956

Cash	\$433,189.82
Receivables	83,709.24
Emergencies and deferred charges	50,000.00

Total Assets \$566,899.06

Cash liabilities	\$207,727.64
Reserves for receivables	83,709.24
Surplus revenue	275,462.78

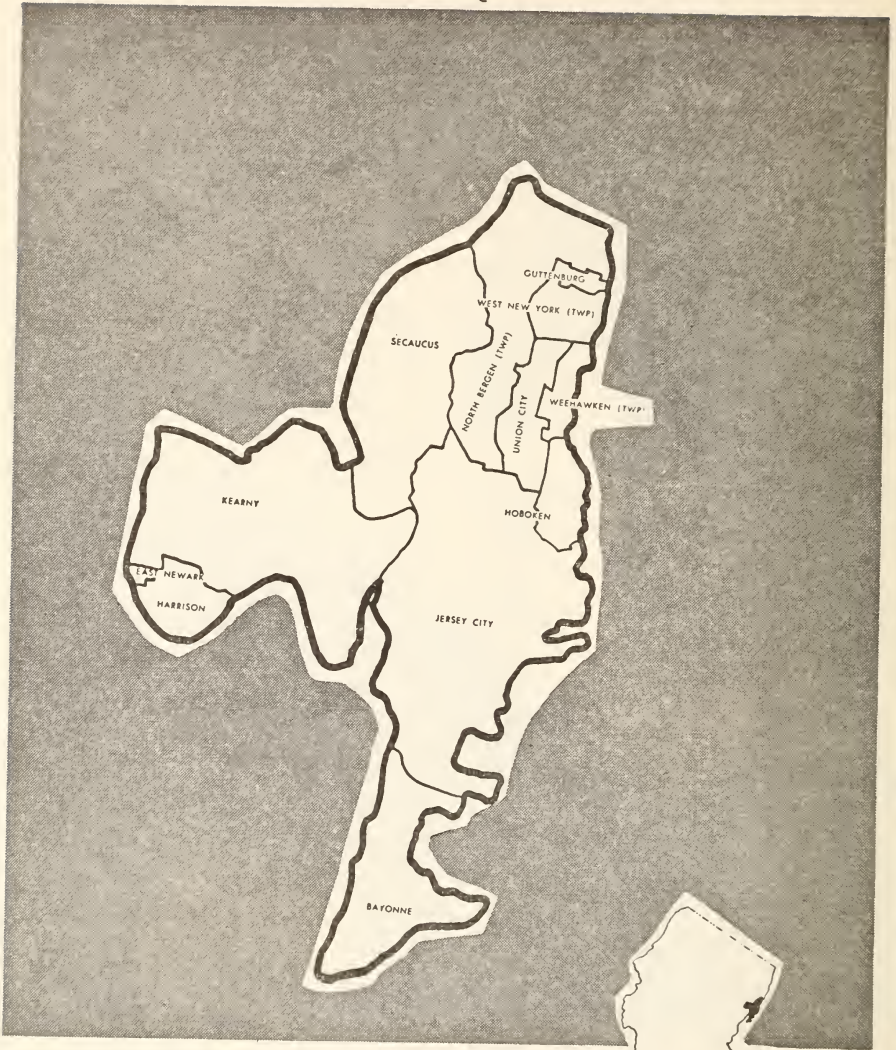
Total Liabilities and Surplus \$566,899.06

CAPITAL DEBT, DECEMBER 31, 1956

Gross debt
Deductions
Net debt

Average Assessed Valuations
Real Property 1954-1955-1956.. \$82,420,907.00
Per Cent of Net Debt

HUDSON COUNTY



County Seat: Jersey City

Population Census, 1950	617,437
Land Area (sq. mi.)	44.1
Density (per sq. mi.)	14,681.11
Net Valuation Taxable	\$1,098,043,979.00
Tax Levy (including Bank Stock Tax)	19,584,114.90



HUDSON COUNTY

EXPENDITURES AND REQUIRED PAYMENTS FOR 1956

General Government

Administrative and executive	\$306,050.00
Department of Finance	
County treasurer's department ..	92,000.00
County auditor's department ...	14,700.00
Legal Department	
County counsel's department ...	132,000.00
County adjuster's department ..	35,120.00
Purchasing department	66,825.00
County clerk	214,045.00
Clerk of the board	94,100.00
County register	185,950.00
County surrogate	114,100.00
Building and grounds	1,050,940.00

Judiciary

General county courts	873,930.00
District Court	271,480.00
Superior Court
Prosecutor's office	330,460.00
Jury commission and juror's fees	143,365.00
Law library	2,800.00

Regulation

Sheriff's office	154,140.00
County police	547,716.00
Weights and measures department	13,480.00
Board of taxation	74,465.00
Chief medical examiner or county physician	72,200.00
County health department	139,930.00
Mosquito extermination commission	261,775.00
Board of elections	217,515.00
Superintendent of elections	681,625.00
Shade tree commission
Other	122,698.50

Roads and Bridges

Motor vehicle funds	671,254.95
County funds	1,063,127.55
Lighting of highways	*28,000.00
Engineering	*124,960.00
Equipment

Charities, Correctional and Penal

Penitentiary, jail, etc.	642,470.00
Parental school	198,060.00
Probation department	347,650.00
County welfare board	698,077.14
Crippled children's care	9,800.00
Tubercular children's care
Tubercular patients	1,969,700.00
Mental patients	2,719,877.60
Epileptic patients	191,970.40
Feeble-minded patients	315,630.97
N. J. state board of child welfare	419,575.00
N. J. commission for the blind ...	36,000.00
War veterans' burial and grave decorations	26,540.00
County aid to general hospitals ..	3,290,705.00
County hospitals	1,445,280.00
Child welfare	38,500.00
Welfare homes	397,900.00
Other	40,500.00

Education

County superintendent of schools	10,700.00
Vocational schools
County extension service—farm and home demonstrations
Junior colleges
Other

Recreation

Park commission	881,000.00
-----------------------	------------

* Included in motor vehicle and/or county funds.

Unclassified

Pension and retirement funds
Insurance funds
Bounties
Other	\$55,700.00
Contingent	<u>75,000.00</u>

Total County Functions \$21,758,428.11

Capital Improvements \$65,500.00

Debt Service

Redemption of Bonds	
Road and bridge bonds	\$18,000.00
Park bonds	127,000.00
Vocational school bonds
Other bonds	690,000.00
Redemption of bond anticipation notes
Interest on Bonds	
Road and bridge bonds	16,086.90
Park bonds	186,070.50
Vocational school bonds
Other bonds	194,169.25
Interest on notes	49,198.52
Expenses of bond sale
Total Debt Service	<u>\$1,280,525.17</u>

Deferred Charges and Statutory Expenditures

Emergency revenues
Other deferred charges	\$1,603,405.29

Total County Expenditures .. \$24,707,858.57

Reserve for uncollected taxes \$197,150.63

Grand Total Budget \$24,905,009.20

RECEIPTS AND REVENUES REALIZED IN 1956 TO MEET EXPENDITURES AND REQUIRED PAYMENTS

Surplus revenue appropriated	\$900,000.00
Miscellaneous revenues realized	3,477,003.96
State-aid revenues realized	1,613,419.71
Delinquent tax collections
Current tax collections—1956 levy ..	19,364,299.53
Emergency borrowings
Total Receipts and Revenues	<u>\$25,354,723.20</u>

CURRENT FINANCES, DECEMBER 31, 1956

Cash	\$2,336,748.50
Receivables	122,078.82
Emergencies and deferred charges ..	518,372.00

Total Assets \$2,977,199.32

Cash liabilities	\$1,103,540.46
Reserves for receivables	122,078.82
Surplus revenue	1,751,580.04

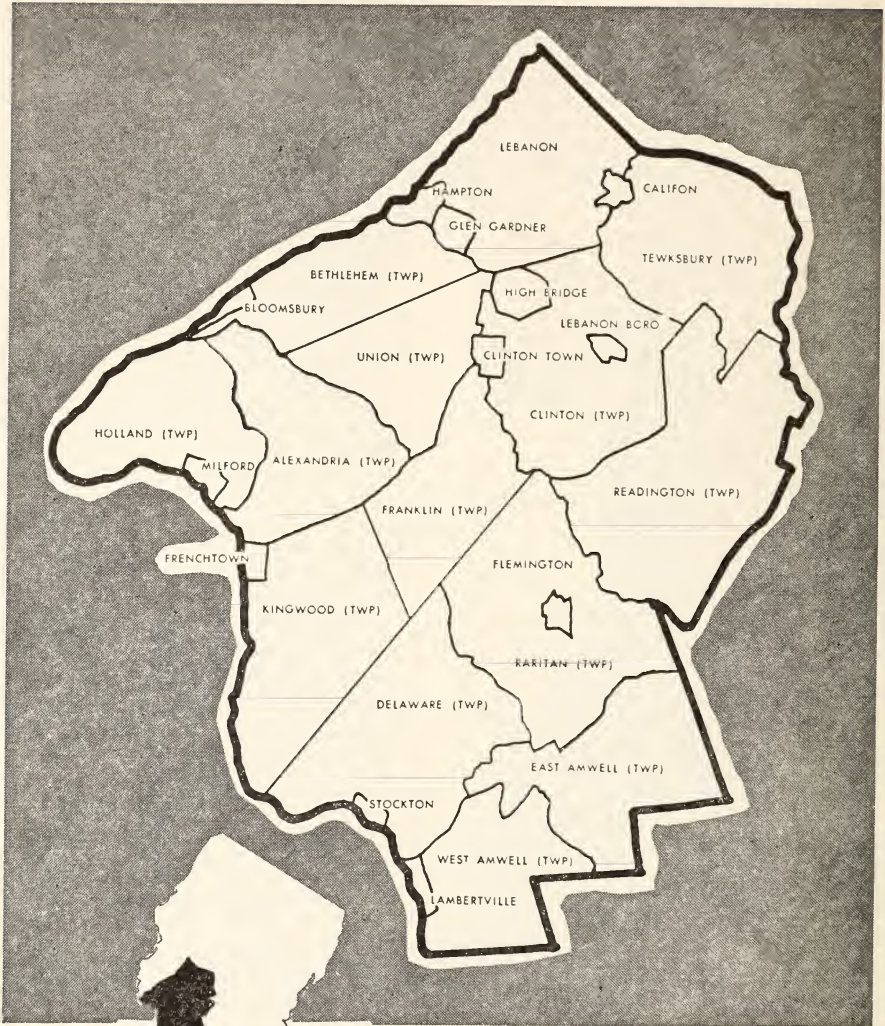
Total Liabilities and Surplus \$2,977,199.32

CAPITAL DEBT, DECEMBER 31, 1956

Gross debt	\$17,249,673.00
Deductions	2,292,675.00
Net debt	<u>\$14,956,998.00</u>

Average Assessed Valuations
Real Property 1954-1955-1956 .. \$948,407,342.00
Per Cent of Net Debt 1.57

HUNTERDON COUNTY



County Seat: Flemington

Population Census, 1950	42,736
Land Area (sq. mi.)	437.0
Density (per sq. mi.)	97.79
Net Valuation Taxable	\$46,918,318.00
Tax Levy (including Bank Stock Tax)	590,612.78

HUNTERDON COUNTY

EXPENDITURES AND REQUIRED PAYMENTS FOR 1956

General Government

Administrative and executive	\$20,441.08
Department of Finance	
County treasurer's department	4,200.00
County auditor's department
Legal Department	
County counsel's department	2,904.80
County adjuster's department	3,490.00
Purchasing department
County clerk	26,472.90
Clerk of the board	4,500.00
County register
County surrogate	12,932.69
Building and grounds	35,336.12

Judiciary

General county courts	18,740.00
District Court	9,309.61
Superior Court
Prosecutor's office	13,074.51
Jury commission and juror's fees	9,946.48
Law library	1,200.00

Regulation

Sheriff's office	10,956.00
County police
Weights and measures department	4,150.00
Board of taxation	4,827.79
Chief medical examiner or county physician	1,800.00
County health department
Mosquito extermination commission
Board of elections	26,704.19
Superintendent of elections
Shade tree commission
Other

Roads and Bridges

Motor vehicle funds	300,840.00
County funds	91,073.00
Lighting of highways	*1,600.00
Engineering
Equipment	*9,673.00

Charities, Correctional and Penal

Penitentiary, jail, etc.	13,935.00
Parental school
Probation department	8,861.72
County welfare board	55,531.41
Crippled children's care	1,500.00
Tubercular children's care
Tubercular patients	6,258.58
Mental patients	99,000.00
Epileptic patients	10,797.76
Feeble-minded patients	35,738.91
N. J. state board of child welfare	39,909.54
N. J. commission for the blind	1,458.87
War veterans' burial and grave decorations	1,105.00
County aid to general hospitals	40,000.00
County hospitals
Child welfare	1,344.16
Welfare homes
Other	5,239.90

Education

County superintendent of schools	5,675.00
Vocational schools
County extension service—farm and home demonstrations	18,957.77
Junior colleges
Other	475.00

Recreation

Park commission
---------------------------	-----------

* Included in motor vehicle and/or county funds.

Unclassified

Pension and retirement funds
Insurance funds
Bounties	\$3,000.00
Other	16,172.54

Contingent

Total County Functions	<u>\$967,860.33</u>
----------------------------------	---------------------

Capital Improvements

<u>\$75,000.00</u>

Debt Service

Redemption of Bonds	
Road and bridge bonds
Park bonds
Vocational school bonds
Other bonds
Redemption of bond anticipation notes
Interest on Bonds	
Road and bridge bonds
Park bonds
Vocational school bonds
Other bonds
Interest on notes
Expenses of bond sale
Total Debt Service	<u>.</u>

Deferred Charges and Statutory Expenditures

Emergency revenues	\$11,250.00
Other deferred charges	17,821.83

Total County Expenditures	<u>\$1,071,932.16</u>
-------------------------------------	-----------------------

Reserve for uncollected taxes

Grand Total Budget	<u>\$1,071,932.16</u>
------------------------------	-----------------------

RECEIPTS AND REVENUES REALIZED IN 1956 TO MEET EXPENDITURES AND REQUIRED PAYMENTS

Surplus revenue appropriated	\$150,000.00
Miscellaneous revenues realized	96,723.38
State-aid revenues realized	309,107.99
Delinquent tax collections
Current tax collections—1956 levy	583,626.64
Emergency borrowings
Total Receipts and Revenues	<u>\$1,139,458.01</u>

CURRENT FINANCES, DECEMBER 31, 1956

Cash	\$232,376.86
Receivables	33,243.37
Emergencies and deferred charges	18,500.00

Total Assets	<u>\$284,120.23</u>
------------------------	---------------------

Cash liabilities	\$78,225.44
Reserves for receivables	33,243.37
Surplus revenue	172,651.42

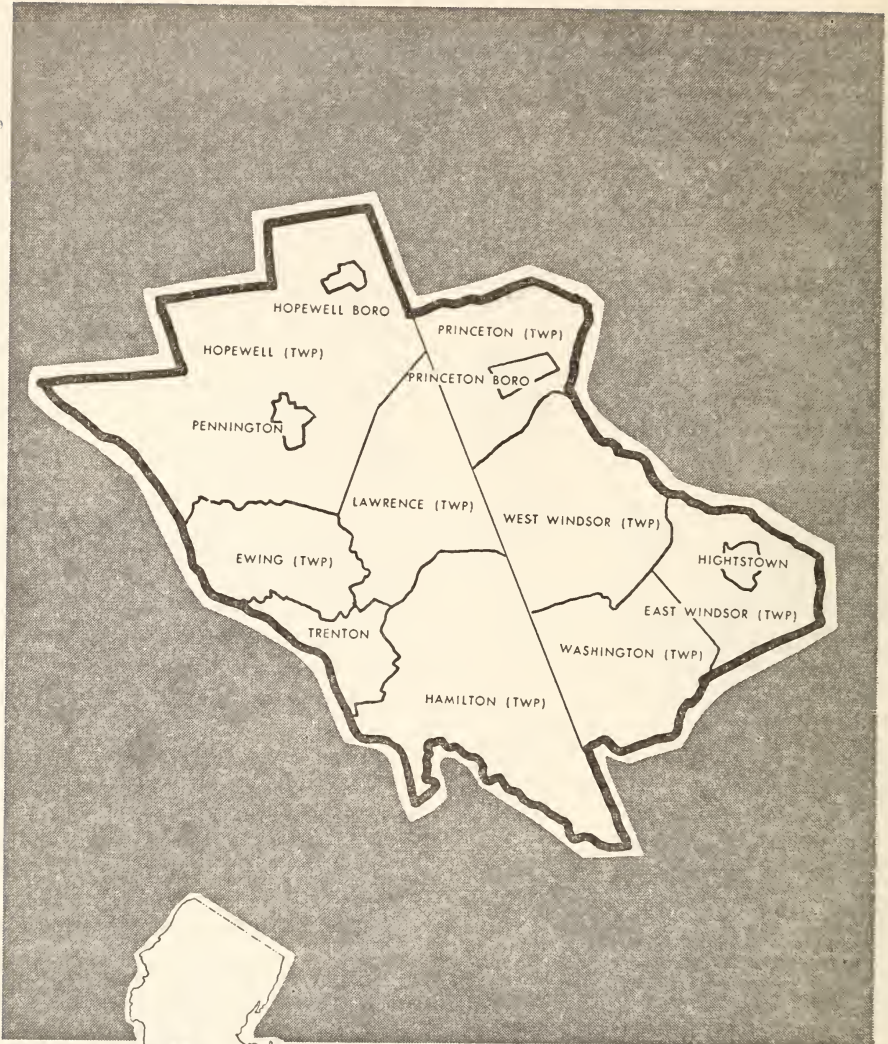
Total Liabilities and Surplus	<u>\$284,120.23</u>
---	---------------------

CAPITAL DEBT, DECEMBER 31, 1956

Gross debt
Deductions
Net debt	<u>.</u>

Average Assessed Valuations	
Real Property 1954-1955-1956	\$38,280,205.00
Per Cent of Net Debt

MERCER COUNTY



County Seat: Trenton

Population Census, 1950	229,781
Land Area (sq. mi.)	226.0
Density (per sq. mi.)	1,016.73
Net Valuation Taxable	\$342,190,070.00
Tax Levy (including Bank Stock Tax)	4,680,486.47

MERCER COUNTY

EXPENDITURES AND REQUIRED PAYMENTS FOR 1956

General Government

Administrative and executive	\$141,528.44
Department of Finance	
County treasurer's department	51,083.04
County auditor's department
Legal Department	
County counsel's department	22,130.00
County adjuster's department	21,700.00
Purchasing department	5,876.00
County clerk	192,200.00
Clerk of the board	30,115.02
County register
County surrogate	54,050.00
Building and grounds	398,250.00

Judiciary

General county courts	187,260.10
District Court	50,300.00
Superior Court
Prosecutor's office	148,800.00
Jury commission and juror's fees	56,444.00
Law library

Regulation

Sheriff's office	58,500.00
County police
Weights and measures department	7,320.00
Board of taxation	18,300.00
Chief medical examiner or county physician	16,240.00
County health department
Mosquito extermination commission	59,000.00
Board of elections	43,800.00
Superintendent of elections	122,650.00
Shade tree commission	43,000.00
Other	57,622.00

Roads and Bridges

Motor vehicle funds	279,810.00
County funds	265,200.00
Lighting of highways	*19,300.00
Engineering	*122,700.00
Equipment

Charities, Correctional and Penal

Penitentiary, jail, etc.	519,500.00
Parental school
Probation department	80,000.00
County welfare board	238,054.48
Crippled children's care	30,000.00
Tubercular children's care
Tubercular patients	222,285.50
Mental patients	545,000.00
Epileptic patients	60,000.00
Feeble-minded patients	150,000.00
N. J. state board of child welfare	325,000.00
N. J. commission for the blind	15,500.00
War veterans' burial and grave decorations	11,980.00
County aid to general hospitals	277,800.00
County hospitals
Child welfare	76,300.00
Welfare homes
Other	87,050.00

Education

County superintendent of schools	14,210.00
Vocational schools
County extension service—farm and home demonstrations	31,790.00
Junior colleges
Other

Recreation

Park commission
---------------------------	-------

Unclassified

Pension and retirement funds
Insurance funds
Bounties
Other	\$59,800.00
Contingent	10,000.00

Total County Functions \$5,085,448.58

Capital Improvements \$321,400.00

Debt Service

Redemption of Bonds	
Road and bridge bonds	\$46,000.00
Park bonds
Vocational school bonds
Other bonds	514,000.00
Redemption of bond anticipation notes
Interest on Bonds	
Road and bridge bonds
Park bonds
Vocational school bonds
Other bonds	64,968.00
Interest on notes
Expenses of bond sale

Total Debt Service \$624,968.00

Deferred Charges and Statutory Expenditures

Emergency revenues	\$141,000.00
Other deferred charges	183,583.42

Total County Expenditures . . \$6,356,400.00

Reserve for uncollected taxes

Grand Total Budget \$6,356,400.00

RECEIPTS AND REVENUES REALIZED IN 1956 TO MEET EXPENDITURES AND REQUIRED PAYMENTS

Surplus revenue appropriated	\$386,000.00
Miscellaneous revenues realized	1,044,263.42
State-aid revenues realized	364,225.84
Delinquent tax collections
Current tax collections—1956 levy	4,695,887.50
Emergency borrowings

Total Receipts and Revenues . . \$6,490,376.76

CURRENT FINANCES, DECEMBER 31, 1956

Cash	\$561,270.36
Receivables	30,000.00
Emergencies and deferred charges	155,400.00

Total Assets \$746,670.36

Cash liabilities	\$418,344.91
Reserves for receivables	30,000.00
Surplus revenue	298,325.45

Total Liabilities and Surplus . . \$746,670.36

CAPITAL DEBT, DECEMBER 31, 1956

Gross debt	\$4,817,400.00
Deductions

Net debt \$4,817,400.00

Average Assessed Valuations

Real Property 1954-1955-1956	\$284,634,695.00
Per Cent of Net Debt	1.69

* Included in motor vehicle and/or county funds.

MIDDLESEX COUNTY



County Seat: New Brunswick

Population Census, 1950	264,872
Land Area (sq. mi.)	308.8
Density (per sq. mi.)	857.75
Net Valuation Taxable	\$386,595,329.00
Tax Levy (including Bank Stock Tax)	6,731,454.81



Note:—Raritan Township changed its name to Edison Township in 1954.

MIDDLESEX COUNTY

EXPENDITURES AND REQUIRED PAYMENTS FOR 1956

General Government

Administrative and executive	\$95,417.06
Department of Finance	
County treasurer's department	48,280.00
County auditor's department
Legal Department	
County counsel's department	12,500.00
County adjuster's department	8,750.00
Purchasing department	12,780.00
County clerk	196,527.06
Clerk of the board	14,759.91
County register
County surrogate	52,640.00
Building and grounds	174,840.00

Judiciary

General county courts	173,195.00
District Court	70,706.60
Superior Court
Prosecutor's office	121,920.00
Jury commission and juror's fees	56,660.00
Law library	5,820.00

Regulation

Sheriff's office	55,840.00
County police
Weights and measures department	28,870.00
Board of taxation	25,110.90
Chief medical examiner or county physician	26,003.58
County health department
Mosquito extermination commission	72,833.62
Board of elections	181,442.94
Superintendent of elections	2,250.00
Shade tree commission
Other	26,494.59

Roads and Bridges

Motor vehicle funds	360,970.00
County funds	653,254.87
Lighting of highways	*2,824.70
Engineering	36,800.00
Equipment

Charities, Correctional and Penal

Penitentiary, jail, etc.	396,674.94
Parental school
Probation department	92,810.00
County welfare board	327,109.46
Crippled children's care	12,000.00
Tubercular children's care
Tubercular patients	1,174,601.00
Mental patients	769,460.10
Epileptic patients	88,132.80
Feeble-minded patients	170,592.60
N. J. state board of child welfare	410,087.00
N. J. commission for the blind	28,215.00
War veterans' burial and grave decorations	6,400.00
County aid to general hospitals	253,750.00
County hospitals
Child welfare	19,250.00
Welfare homes
Other	143,970.00

Education

County superintendent of schools	9,610.00
Vocational schools	431,900.00
County extension service—farm and home demonstrations	26,535.00
Junior colleges
Other

Recreation

Park commission	228,515.00
---------------------------	------------

Unclassified

Pension and retirement funds
Insurance funds
Bounties
Other	\$20,875.00
Contingent	<u>5,000.00</u>

Total County Functions \$7,093,352.53

Capital Improvements \$130,000.00

Debt Service

Redemption of Bonds	
Road and bridge bonds	\$80,000.00
Park bonds
Vocational school bonds
Other bonds	613,000.00
Redemption of bond anticipation notes
Interest on Bonds	
Road and bridge bonds
Park bonds
Vocational school bonds
Other bonds	80,722.75
Interest on notes	2,000.00
Expenses of bond sale
Total Debt Service	<u>\$775,722.75</u>

Deferred Charges and Statutory Expenditures

Emergency revenues	\$29,000.00
Other deferred charges	281,510.21
Total County Expenditures	<u>\$8,309,585.49</u>

Reserve for uncollected taxes

Grand Total Budget \$8,309,585.49

RECEIPTS AND REVENUES REALIZED IN 1956 TO MEET EXPENDITURES AND REQUIRED PAYMENTS

Surplus revenue appropriated	\$479,000.00
Miscellaneous revenues realized	735,810.55
State-aid revenues realized	518,925.27
Delinquent tax collections
Current tax collections—1956 levy	6,789,715.49
Emergency borrowings
Total Receipts and Revenues	<u>\$8,523,451.31</u>

CURRENT FINANCES, DECEMBER 31, 1956

Cash	\$1,485,973.35
Receivables	14,839.69
Emergencies and deferred charges	13,000.00
Total Assets	<u>\$1,513,813.04</u>

Cash liabilities	\$768,893.18
Reserves for receivables	14,839.69
Surplus revenue	730,080.17
Total Liabilities and Surplus	<u>\$1,513,813.04</u>

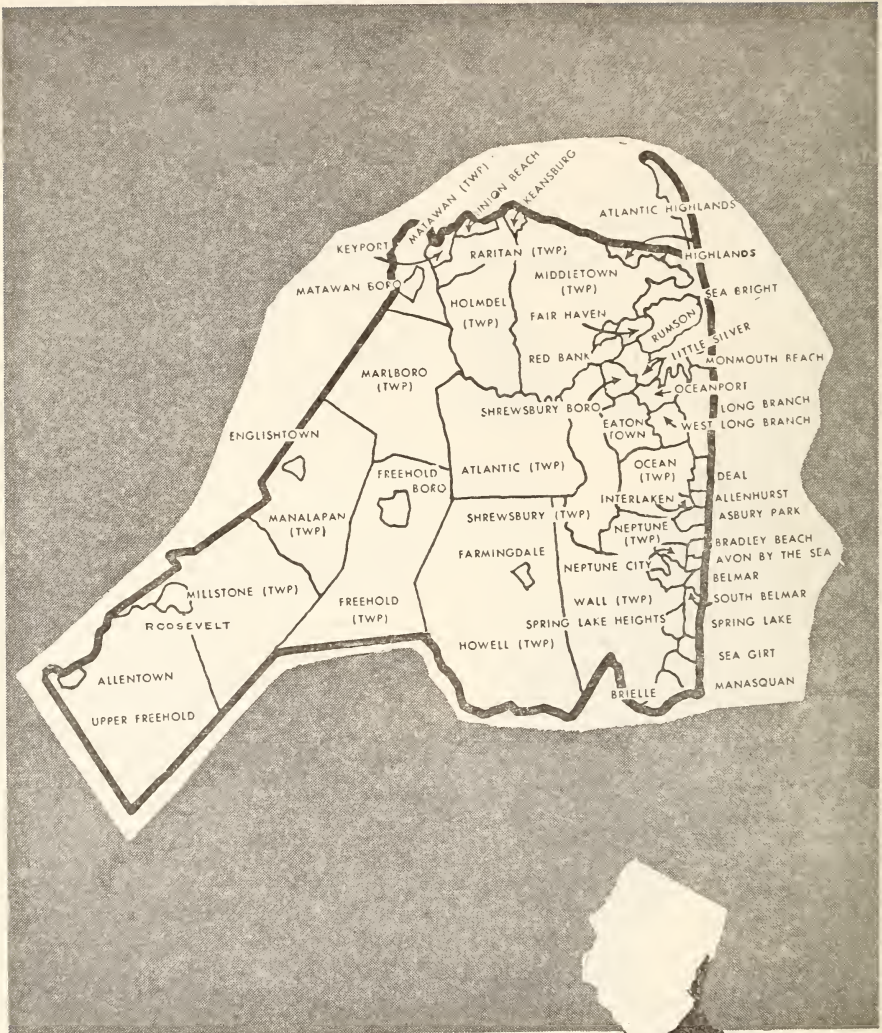
CAPITAL DEBT, DECEMBER 31, 1956

Gross debt	\$4,009,000.00
Deductions
Net debt	<u>\$4,009,000.00</u>

Average Assessed Valuations	
Real Property 1954-1955-1956	\$311,896,756.00
Per Cent of Net Debt	1.28

* Includes motor vehicle and/or county funds.

MONMOUTH COUNTY



County Seat: Freehold

Population Census, 1950	225,327
Land Area (sq. mi.)	477.0
Density (per sq. mi.)	472.38
Net Valuation Taxable	\$246,257,786.00
Tax Levy (including Bank Stock Tax)	4,690,056.79

Note:—The Borough of New Shrewsbury was created in 1951 from the Township of Shrewsbury.

MONMOUTH COUNTY

EXPENDITURES AND REQUIRED PAYMENTS FOR 1956

General Government

Administrative and executive	\$27,500.00
Department of Finance	
County treasurer's department	31,014.77
County auditor's department
Legal Department	
County counsel's department	13,500.00
County adjuster's department	12,770.00
Purchasing department	
County clerk	168,196.66
Clerk of the board	37,477.49
County register
County surrogate	51,372.50
Building and grounds	158,487.97

Judiciary

General county courts	240,486.44
District Court	38,616.78
Superior Court	4,673.19
Prosecutor's office	152,581.35
Jury commission and juror's fees	80,791.00
Law library	5,000.00

Regulation

Sheriff's office	110,926.33
County police
Weights and measures department	22,833.87
Board of taxation	24,759.89
Chief medical examiner or county physician	6,925.00
County health department
Mosquito extermination commission	50,142.72
Board of elections	101,187.06
Superintendent of elections	106,199.00
Shade tree commission
Other	45,621.68

Roads and Bridges

Motor vehicle funds	340,660.00
County funds	626,716.06
Lighting of highways	*8,520.00
Engineering
Equipment	*40,000.00

Charities, Correctional and Penal

Penitentiary, jail, etc.	103,359.44
Parental school
Probation department	76,080.97
County welfare board	396,799.81
Crippled children's care	9,800.00
Tubercular children's care
Tubercular patients	284,334.92
Mental patients	519,890.50
Epileptic patients	41,066.40
Feeble-minded patients	122,985.66
N. J. state board of child welfare	228,954.20
N. J. commission for the blind	22,088.00
War veterans' burial and grave decorations	8,250.00
County aid to general hospitals	300,000.00
County hospitals
Child welfare	6,029.50
Welfare homes	276,879.95
Other	48,245.00

Education

County superintendent of schools	14,850.00
Vocational schools
County extension service—farm and home demonstrations	25,132.73
Junior colleges	50,000.00
Other	8,650.00

Recreation

Park commission
---------------------------	-------

* Included in motor vehicle and/or county funds.

Unclassified

Pension and retirement funds
Insurance funds
Bounties	\$48,456.35
Other
Contingent	20,000.00

Total County Functions \$5,070,293.19

Capital Improvements \$139,291.61

Debt Service

Redemption of Bonds	
Road and bridge bonds	\$130,000.00
Park bonds
Vocational school bonds
Other bonds	517,000.00
Redemption of bond anticipation notes
Interest on Bonds	
Road and bridge bonds
Park bonds
Vocational school bonds
Other bonds	135,132.00
Interest on notes	4,000.00
Expenses of bond sale	500.00
Total Debt Service	\$786,632.00

Deferred Charges and Statutory Expenditures

Emergency revenues	\$72,693.74
Other deferred charges	179,285.93

Total County Expenditures . . \$6,248,196.47

Reserve for uncollected taxes

Grand Total Budget \$6,248,196.47

RECEIPTS AND REVENUES REALIZED IN 1956 TO MEET EXPENDITURES AND REQUIRED PAYMENTS

Surplus revenue appropriated	\$275,000.00
Miscellaneous revenues realized	986,537.42
State-aid revenues realized	559,903.62
Delinquent tax collections
Current tax collections—1956 levy	4,680,910.60
Emergency borrowings
Total Receipts and Revenues	\$6,502,351.64

CURRENT FINANCES, DECEMBER 31, 1956

Cash	\$777,543.49
Receivables	10,075.64
Emergencies and deferred charges	35,000.00
Total Assets	\$822,619.13
Cash liabilities	\$249,752.23
Reserves for receivables	10,075.64
Surplus revenue	562,791.26
Total Liabilities and Surplus	\$822,619.13

CAPITAL DEBT, DECEMBER 31, 1956

Gross debt	\$7,416,500.00
Deductions
Net debt	\$7,416,500.00

Average Assessed Valuations
 Real Property 1954-1955-1956 . . \$220,956,157.00
 Per Cent of Net Debt 3.35

MORRIS COUNTY



County Seat: Morristown

Population Census, 1950	164,371
Land Area (sq. mi.)	477.7
Density (per sq. mi.)	344.1
Net Valuation Taxable	\$226,983,212.00
Tax Levy (including Bank Stock Tax)	3,183,441.34

Note:—The Borough of Victory Gardens was created in 1951 from a portion of the Township of Randolph. (See Chapter 259, P. L. 1951.)

MORRIS COUNTY

EXPENDITURES AND REQUIRED PAYMENTS FOR 1956

General Government

Administrative and executive	\$126,950.00
Department of Finance	
County treasurer's department	18,685.00
County auditor's department
Legal Department	
County counsel's department	10,500.00
County adjuster's department	7,632.31
Purchasing department
County clerk	217,234.00
Clerk of the board	24,795.00
County register
County surrogate	56,930.00
Building and grounds	112,847.00

Judiciary

General county courts	115,000.00
District Court	47,279.00
Superior Court
Prosecutor's office	59,970.00
Jury commission and juror's fees	40,100.00
Law library	2,100.00

Regulation

Sheriff's office	39,430.00
County police
Weights and measures department	13,235.00
Board of taxation	16,610.00
Chief medical examiner or county physician	8,400.00
County health department
Mosquito extermination commission	90,000.00
Board of elections	102,417.80
Superintendent of elections
Shade tree commission	22,800.00
Other	38,499.00

Roads and Bridges

Motor vehicle funds	402,700.00
County funds	399,238.55
Lighting of highways	*5,400.00
Engineering	*54,510.00
Equipment	*9,129.84

Charities, Correctional and Penal

Penitentiary, jail, etc.	67,453.00
Parental school
Probation department	65,265.00
County welfare board	211,031.44
Crippled children's care	6,000.00
Tubercular children's care
Tubercular patients	163,739.00
Mental patients	342,000.00
Epileptic patients	59,000.00
Feeble-minded patients	92,000.00
N. J. state board of child welfare	125,590.73
N. J. commission for the blind	7,200.00
War veterans' burial and grave decorations	2,900.00
County aid to general hospitals	175,000.00
County hospitals
Child welfare	4,500.00
Welfare homes	314,693.50
Other

Education

County superintendent of schools	19,655.00
Vocational schools
County extension service—farm and home demonstrations	21,215.00
Junior colleges
Other	5,000.00

Recreation

Park commission	25,000.00
---------------------------	-----------

* Included in motor vehicle and/or county funds.

Unclassified

Pension and retirement funds
Insurance funds
Bounties	\$2,500.00
Other	65,396.43
Contingent	50.00

Total County Functions **\$3,748,541.76**

Capital Improvements \$55,000.00

Debt Service

Redemption of Bonds	
Road and bridge bonds
Park bonds
Vocational school bonds
Other bonds	\$165,000.00
Redemption of bond anticipation notes	1,000.00
Interest on Bonds	
Road and bridge bonds
Park bonds
Vocational school bonds
Other bonds	101,790.50
Interest on notes	21,159.88
Expenses of bond sale
Total Debt Service	\$288,950.38

Deferred Charges and Statutory Expenditures

Emergency revenues	\$84,053.66
Other deferred charges	157,172.75

Total County Expenditures . . **\$4,333,718.55**

Reserve for uncollected taxes

Grand Total Budget **\$4,333,718.55**

RECEIPTS AND REVENUES REALIZED IN 1956 TO MEET EXPENDITURES AND REQUIRED PAYMENTS

Surplus revenue appropriated	\$162,279.48
Miscellaneous revenues realized	756,546.39
State-aid revenues realized	444,830.65
Delinquent tax collections
Current tax collections—1956 levy	3,124,173.12
Emergency borrowings
Total Receipts and Revenues . .	\$4,487,829.64

CURRENT FINANCES, DECEMBER 31, 1956

Cash	\$587,958.02
Receivables
Emergencies and deferred charges	87,708.67

Total Assets \$675,666.69

Cash liabilities	\$347,433.32
Reserves for receivables
Surplus revenue	328,233.37

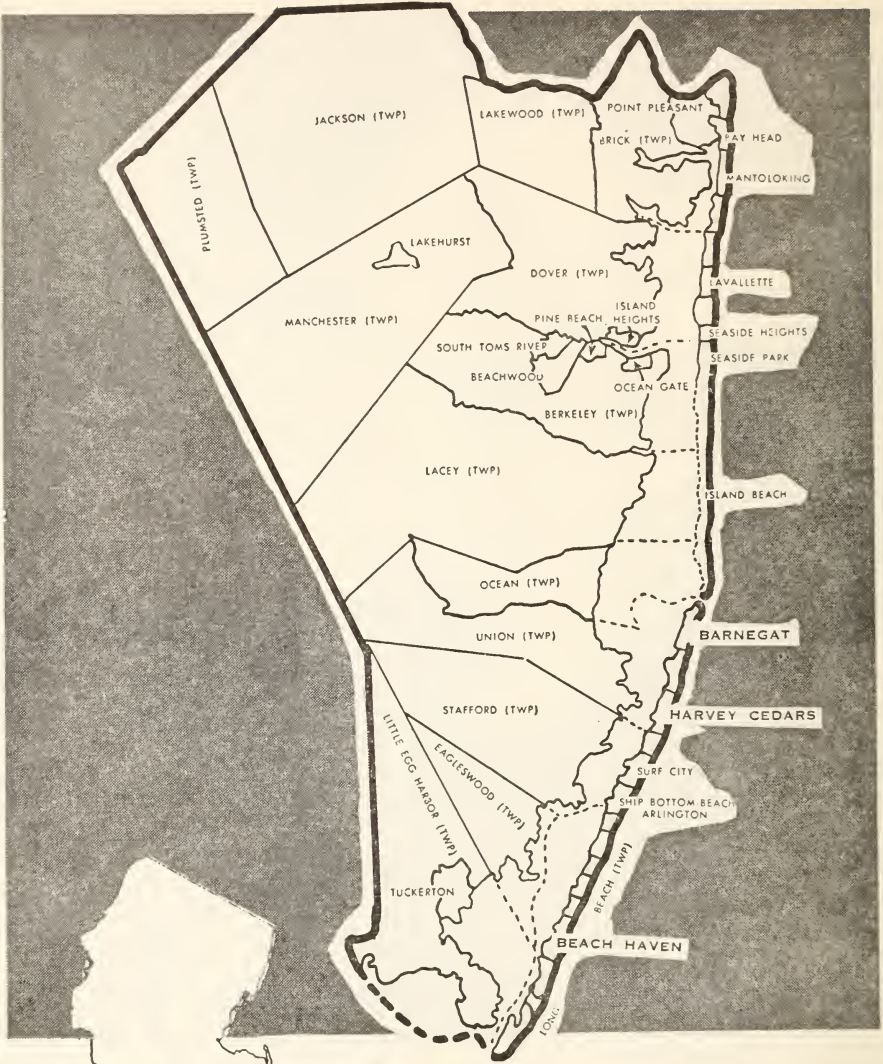
Total Liabilities and Surplus \$675,666.69

CAPITAL DEBT, DECEMBER 31, 1956

Gross debt	\$6,678,500.00
Deductions
Net debt	\$6,678,500.00

Average Assessed Valuations	
Real Property 1954-1955-1956	\$190,423,374.00
Per Cent of Net Debt	3.50

OCEAN COUNTY



County Seat: Toms River

Population Census, 1950	56,622
Land Area (sq. mi.)	641.0
Density (per sq. mi.)	88.33
Net Valuation Taxable	\$85,610,419.00
Tax Levy (including Bank Stock Tax)	2,013,303.17

OCEAN COUNTY

EXPENDITURES AND REQUIRED PAYMENTS FOR 1956

General Government

Administrative and executive	\$96,024.17
Department of Finance	
County treasurer's department	23,649.84
County auditor's department
Legal Department	
County counsel's department	14,421.60
County adjuster's department	5,008.31
Purchasing department
County clerk	83,410.00
Clerk of the board	11,469.82
County register
County surrogate	18,020.36
Building and grounds	77,497.28

Judiciary

General county courts	108,940.67
District Court	12,032.02
Superior Court
Prosecutor's office	75,832.12
Jury commission and juror's fees	32,866.29
Law library	2,075.00

Regulation

Sheriff's office	60,050.00
County police
Weights and measures department	4,160.00
Board of taxation	14,176.25
Chief medical examiner or county physician	6,850.00
County health department	105,500.00
Mosquito extermination commission	40,000.00
Board of elections	110,083.64
Superintendent of elections
Shade tree commission
Other	30,310.00

Roads and Bridges

Motor vehicle funds	586,000.00
County funds	390,179.46
Lighting of highways	*3,500.00
Engineering	*69,499.46
Equipment

Charities, Correctional and Penal

Penitentiary, jail, etc.	57,420.00
Parental school
Probation department	12,900.00
County welfare board	113,989.29
Crippled children's care	5,500.00
Tubercular children's care
Tubercular patients	33,500.00
Mental patients	104,200.64
Epileptic patients	14,500.00
Feeble-minded patients	21,500.00
N. J. state board of child welfare	58,648.22
N. J. commission for the blind	4,700.00
War veterans' burial and grave decorations	1,040.00
County aid to general hospitals	75,000.00
County hospitals
Child welfare
Welfare homes
Other	13,150.00

Education

County superintendent of schools	15,613.05
Vocational schools
County extension service—farm and home demonstrations	26,673.89
Junior colleges
Other

Recreation

Park commission	51,670.78
---------------------------	-----------

* Included in motor vehicle and/or county funds.

Unclassified

Pension and retirement funds
Insurance funds
Bounties	\$500.00
Other	61,166.33
Contingent	16,000.00

Total County Functions \$2,596,249.03

Capital Improvements \$63,000.00

Debt Service

Redemption of Bonds	
Road and bridge bonds	\$244,500.00
Park bonds	99,000.00
Vocational school bonds
Other bonds
Redemption of bond anticipation notes
Interest on Bonds	
Road and bridge bonds	11,433.89
Park bonds
Vocational school bonds
Other bonds	4,047.50
Interest on notes
Expenses of bond sale
Total Debt Service	\$358,981.39

Deferred Charges and Statutory Expenditures

Emergency revenues	\$102,375.00
Other deferred charges	127,816.00

Total County Expenditures \$3,248,421.42

Reserve for uncollected taxes \$588.62

Grand Total Budget \$3,249,010.04

RECEIPTS AND REVENUES REALIZED IN 1956 TO MEET EXPENDITURES AND REQUIRED PAYMENTS

Surplus revenue appropriated	\$4,300.00
Miscellaneous revenues realized	307,411.92
State-aid revenues realized	720,865.19
Delinquent tax collections
Current tax collections—1956 levy	1,992,700.00
Emergency borrowings
Total Receipts and Revenues	\$3,025,277.11

CURRENT FINANCES, DECEMBER 31, 1956

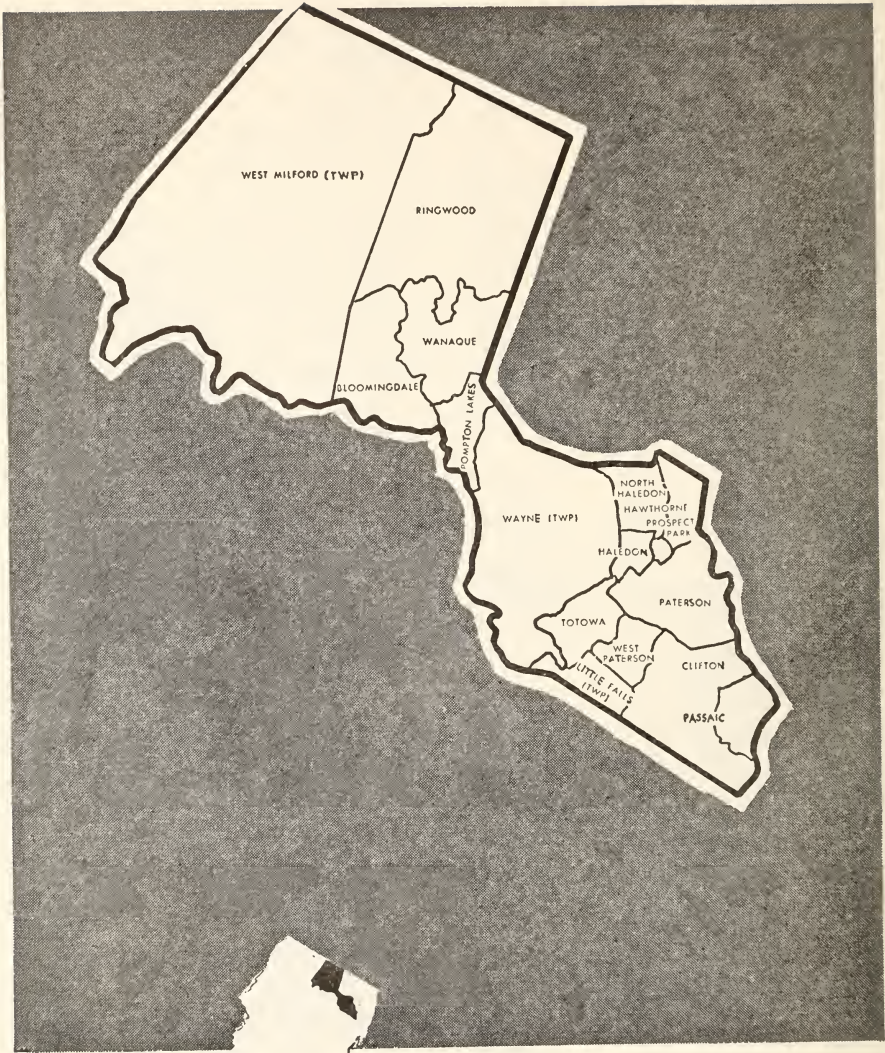
Cash	\$16,640.30										
Receivables	109,053.13										
Emergencies and deferred charges	194,184.03	Total Assets	\$319,877.46	Cash liabilities	\$179,161.15	Reserves for receivables	109,053.13	Surplus revenue	31,663.18	Total Liabilities and Surplus	\$319,877.46
Total Assets	\$319,877.46										
Cash liabilities	\$179,161.15										
Reserves for receivables	109,053.13										
Surplus revenue	31,663.18	Total Liabilities and Surplus	\$319,877.46								
Total Liabilities and Surplus	\$319,877.46										

CAPITAL DEBT, DECEMBER 31, 1956

Gross debt	\$1,389,000.00
Deductions
Net debt	\$1,389,000.00

Average Assessed Valuations	
Real Property 1954-1955-1956	\$73,992,021.00
Per Cent of Net Debt	1.88

PASSAIC COUNTY



County Seat: Paterson

Population Census, 1950	337,093
Land Area (sq. mi.)	192.2
Density (per sq. mi.)	1,753.86
Net Valuation Taxable	\$573,634,035.00
Tax Levy (including Bank Stock Tax)	6,341,504.15

PASSAIC COUNTY

EXPENDITURES AND REQUIRED PAYMENTS FOR 1956

General Government

Administrative and executive	\$171,460.00
Department of Finance	
County treasurer's department..	56,060.00
County auditor's department
Legal Department	
County counsel's department . . .	27,282.00
County adjuster's department ..	34,020.00
Purchasing department	11,120.00
County clerk	160,485.00
Clerk of the board	22,820.00
County register	97,095.00
County surrogate	60,050.00
Building and grounds	169,105.00

Judiciary

General county courts	293,132.27
District Court	145,768.67
Superior Court
Prosecutor's office	173,715.66
Jury commission and juror's fees	102,000.00
Law library	7,690.00

Regulation

Sheriff's office	100,537.73
County police
Weights and measures department	7,532.00
Board of taxation	48,380.00
Chief medical examiner or county physician	30,425.00
County health department
Mosquito extermination commission	76,700.00
Board of elections	64,600.00
Superintendent of elections	108,875.00
Shade tree commission
Other	66,515.00

Roads and Bridges

Motor vehicle funds	315,670.00
County funds	685,645.00
Lighting of highways	*43,000.00
Engineering	*69,080.00
Equipment

Charities, Correctional and Penal

Penitentiary, jail, etc.	242,288.04
Parental school
Probation department	143,575.00
County welfare board	402,315.49
Crippled children's care	23,000.00
Tubercular children's care
Tubercular patients	670,900.00
Mental patients	888,000.00
Epileptic patients	114,000.00
Feeble-minded patients	213,000.00
N. J. state board of child welfare	281,152.29
N. J. commission for the blind . .	36,000.00
War veterans' burial and grave decorations	3,960.00
County aid to general hospitals . .	350,000.00
County hospitals
Child welfare	232,775.00
Welfare homes	584,400.00
Other	15,000.00

Education

County superintendent of schools	10,120.00
Vocational schools
County extension service—farm and home demonstrations	27,542.00
Junior colleges
Other

Recreation

Park commission	169,600.00
---------------------------	------------

* Included in motor vehicle and/or county funds.

Unclassified

Pension and retirement funds
Insurance funds
Bounties	\$2,000.00
Other	13,760.00
Contingent	<u>15,000.00</u>

Total County Functions \$7,475,071.15

Capital Improvements \$45,000.00

Debt Service

Redemption of Bonds	
Road and bridge bonds	\$100,000.00
Park bonds
Vocational school bonds
Other bonds	359,000.00
Redemption of bond anticipation notes
Interest on Bonds	
Road and bridge bonds
Park bonds
Vocational school bonds
Other bonds	179,861.75
Interest on notes	3,000.00
Expenses of bond sale
Total Debt Service	<u>\$641,861.75</u>

Deferred Charges and Statutory Expenditures

Emergency revenues	\$73,000.00
Other deferred charges	167,392.37

Total County Expenditures .. \$8,402,325.27

Reserve for uncollected taxes

Grand Total Budget \$8,402,325.27

RECEIPTS AND REVENUES REALIZED IN 1956 TO MEET EXPENDITURES AND REQUIRED PAYMENTS

Surplus revenue appropriated	\$450,000.00
Miscellaneous revenues realized	1,257,408.68
State-aid revenues realized	498,766.89
Delinquent tax collections
Current tax collections—1956 levy..	6,479,311.13
Emergency borrowings
Total Receipts and Revenues..	<u>\$8,685,486.70</u>

CURRENT FINANCES, DECEMBER 31, 1956

Cash	\$1,716,954.18
Receivables	500.00
Emergencies and deferred charges . .	110,000.00

Total Assets \$1,827,454.18

Cash liabilities	\$913,990.41
Reserves for receivables	500.00
Surplus revenue	912,963.77

Total Liabilities and Surplus \$1,827,454.18

CAPITAL DEBT, DECEMBER 31, 1956

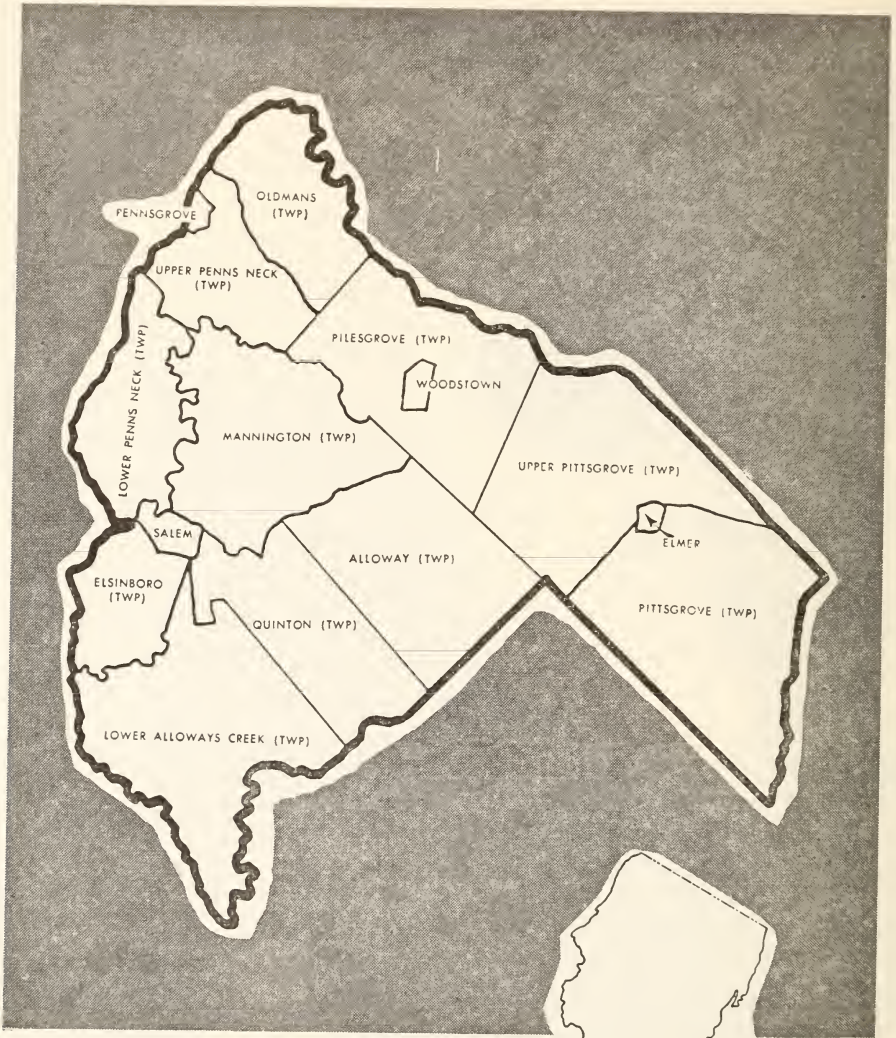
Gross debt	\$7,842,000.00
Deductions

Net debt \$7,842,000.00

Average Assessed Valuations

Real Property 1954-1955-1956..	\$477,125,979.00
Per Cent of Net Debt	1.64

SALEM COUNTY



County Seat: Salem

Population Census, 1950	49,508
Land Area (sq. mi.)	343.02
Density (per sq. mi.)	144.33
Net Valuation Taxable	\$61,407,284.00
Tax Levy (including Bank Stock Tax)	1,100,944.19



SALEM COUNTY

EXPENDITURES AND REQUIRED PAYMENTS FOR 1956

General Government

Administrative and executive	\$33,000.00
Department of Finance	
County treasurer's department ..	13,100.00
County auditor's department ...	3,000.00
Legal Department	
County counsel's department ...	4,100.00
County adjuster's department ..	5,160.00
Purchasing department	
County clerk	46,100.00
Clerk of the board	2,400.00
County register	
County surrogate	15,500.00
Building and grounds	38,000.00

Judiciary

General county courts	47,500.00
District Court	
Superior Court	
Prosecutor's office	19,220.00
Jury commission and juror's fees	11,700.00
Law library	1,400.00

Regulation

Sheriff's office	25,000.00
County police	
Weights and measures department	4,790.00
Board of taxation	4,000.00
Chief medical examiner or county physician	3,200.00
County health department	
Mosquito extermination commission	49,000.00
Superintendent of elections	
Shade tree commission	
Other	900.00

Roads and Bridges

Motor vehicle funds	352,551.75
County funds	155,000.00
Lighting of highways	*2,600.00
Engineering	
Equipment	

Charities, Correctional and Penal

Penitentiary, jail, etc.	25,500.00
Parental school	
Probation department	25,500.00
County welfare board	96,932.00
Crippled children's care	500.00
Tubercular children's care	
Tubercular patients	31,000.00
Mental patients	106,200.00
Epileptic patients	17,000.00
Feeble-minded patients	39,000.00
N. J. state board of child welfare	70,000.00
N. J. commission for the blind ...	7,000.00
War veterans' burial and grave decorations	1,700.00
County aid to general hospitals ..	47,200.00
County hospitals	
Child welfare	
Welfare homes	112,000.00
Other	

Education

County superintendent of schools	8,100.00
Vocational schools	
County extension service—farm and home demonstrations	25,700.00
Junior colleges	
Other	

Recreation

Park commission	
-----------------------	--

* Included in motor vehicle and/or county funds.

Unclassified

Pension and retirement funds	
Insurance funds	\$300.00
Bounties	16,340.00
Other	
Contingent	3,000.00

Total County Functions

Capital Improvements

Debt Service

Redemption of Bonds	
Road and bridge bonds	
Park bonds	
Vocational school bonds	
Other bonds	
Redemption of bond anticipation notes	
Interest on Bonds	
Road and bridge bonds	
Park bonds	
Vocational school bonds	
Other bonds	
Interest on notes	
Expenses of bond sale	

Total Debt Service

Deferred Charges and Statutory Expenditures

Emergency revenues	
Other deferred charges	\$45,537.00

Total County Expenditures ..

Reserve for uncollected taxes

Grand Total Budget

RECEIPTS AND REVENUES REALIZED IN 1956 TO MEET EXPENDITURES AND REQUIRED PAYMENTS

Surplus revenue appropriated	\$151,346.57
Miscellaneous revenues realized	220,685.08
State-aid revenues realized	340,753.55
Delinquent tax collections	
Current tax collections—1956 levy ..	1,115,461.91
Emergency borrowings	

Total Receipts and Revenues ..

CURRENT FINANCES, DECEMBER 31, 1956

Cash	\$405,143.73
Receivables	12,605.43
Emergencies and deferred charges ..	6,000.00

Total Assets

Cash liabilities	\$71,240.08
Reserves for receivables	12,605.43
Surplus revenue	339,903.65

Total Liabilities and Surplus

CAPITAL DEBT, DECEMBER 31, 1956

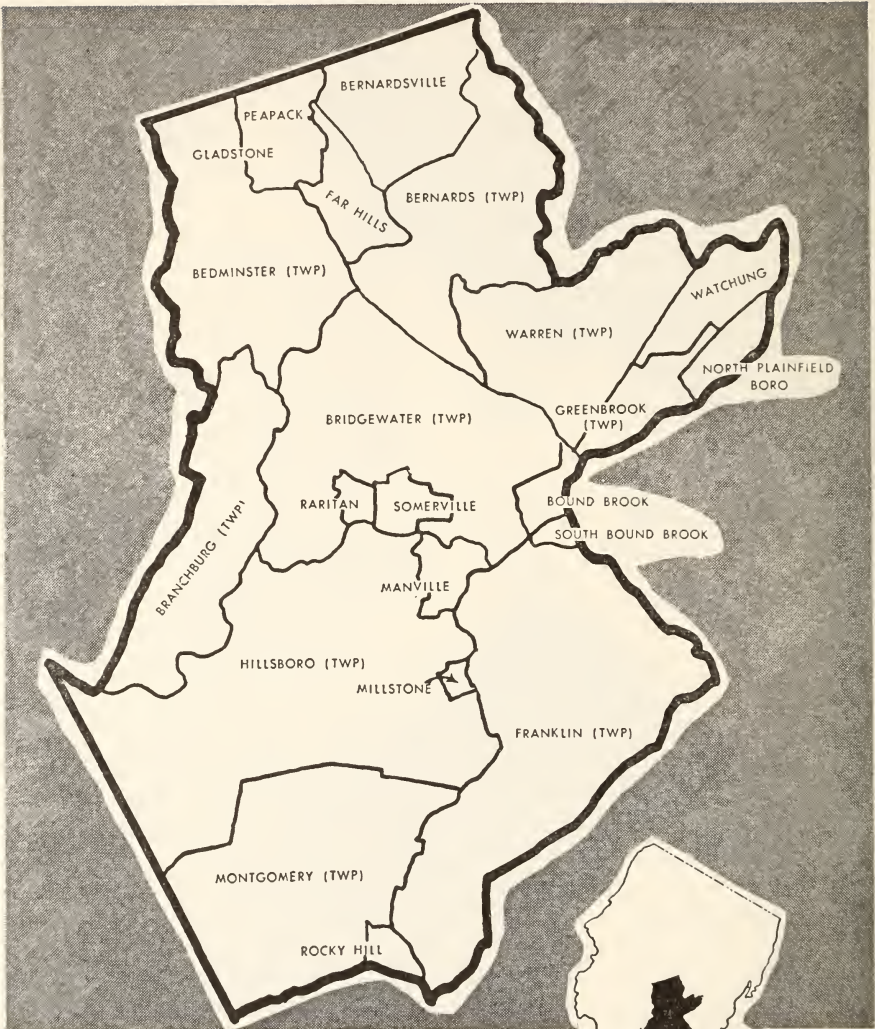
Gross debt	
Deductions	

Net debt

Average Assessed Valuations

Real Property 1954-1955-1956 ..	\$40,853,403.00
Per Cent of Net Debt	

SOMERSET COUNTY



County Seat: Somerville

Population Census, 1950	99,052
Land Area (sq. mi.)	305.1
Density (per sq. mi.)	324.65
Net Valuation Taxable	\$108,652,034.00
Tax Levy (including Bank Stock Tax)	1,395,939.42



SOMERSET COUNTY

EXPENDITURES AND REQUIRED PAYMENTS FOR 1956

General Government

Administrative and executive	\$56,950.00
Department of Finance	
County treasurer's department	11,080.00
County auditor's department
Legal Department	
County counsel's department	7,716.00
County adjuster's department	9,092.00
Purchasing department
County clerk	68,657.00
Clerk of the board	10,920.00
County register
County surrogate	28,815.00
Building and grounds	93,359.00

Judiciary

General county courts	76,060.00
District Court	18,138.50
Superior Court
Prosecutor's office	74,998.63
Jury commission and juror's fees	23,900.00
Law library	2,300.00

Regulation

Sheriff's office	26,675.00
County police
Weights and measures department	10,630.00
Board of taxation	14,315.00
Chief medical examiner or county physician	6,645.00
County health department
Mosquito extermination commission	23,789.00
Board of elections	71,435.00
Superintendent of elections
Shade tree commission
Other	19,150.00

Roads and Bridges

Motor vehicle funds	292,420.00
County funds	61,578.06
Lighting of highways	*2,525.06
Engineering	*23,449.00
Equipment

Charities, Correctional and Penal

Penitentiary, jail, etc.	49,286.00
Parental school
Probation department	34,517.00
County welfare board	80,527.85
Crippled children's care	14,500.00
Tubercular children's care
Tubercular patients	30,527.89
Mental patients	170,000.00
Epileptic patients	24,000.00
Feeble-minded patients	44,000.00
N. J. state board of child welfare	62,571.00
N. J. commission for the blind	7,196.00
War veterans' burial and grave decorations	3,650.00
County aid to general hospitals	70,000.00
County hospitals
Child welfare	7,840.00
Welfare homes
Other	32,045.00

Education

County superintendent of schools	10,008.00
Vocational schools
County extension service—farm and home demonstrations	19,360.00
Junior colleges
Other

Recreation

Park commission
---------------------------	-----------

* Included in motor vehicle and/or county funds.

Unclassified

Pension and retirement funds
Insurance funds
Bounties	\$1,400.00
Other	12,900.00

Contingent

Contingent	500.00
----------------------	--------

Total County Functions \$1,683,451.94

Capital Improvements \$10,000.00

Debt Service

Redemption of Bonds	
Road and bridge bonds
Park bonds
Vocational school bonds
Other bonds	\$105,000.00
Redemption of bond anticipation notes	20,000.00
Interest on Bonds	
Road and bridge bonds
Park bonds
Vocational school bonds
Other bonds	31,485.25
Interest on notes	157.81
Expenses of bond sale

Total Debt Service \$156,643.06

Deferred Charges and Statutory Expenditures

Emergency revenues	\$24,875.00
Other deferred charges	73,924.72

Total County Expenditures \$1,948,894.72

Reserve for uncollected taxes

Grand Total Budget \$1,948,894.72

RECEIPTS AND REVENUES REALIZED IN 1956 TO MEET EXPENDITURES AND REQUIRED PAYMENTS

Surplus revenue appropriated	\$74,875.00
Miscellaneous revenues realized	260,879.75
State-aid revenues realized	326,232.57
Delinquent tax collections
Current tax collections—1956 levy	1,368,917.19
Emergency borrowings

Total Receipts and Revenues \$2,030,904.51

CURRENT FINANCES, DECEMBER 31, 1956

Cash	\$323,241.05
Receivables	500.00
Emergencies and deferred charges

Total Assets \$323,741.05

Cash liabilities	\$168,744.13
Reserves for receivables	500.00
Surplus revenue	154,496.92

Total Liabilities and Surplus \$323,741.05

CAPITAL DEBT, DECEMBER 31, 1956

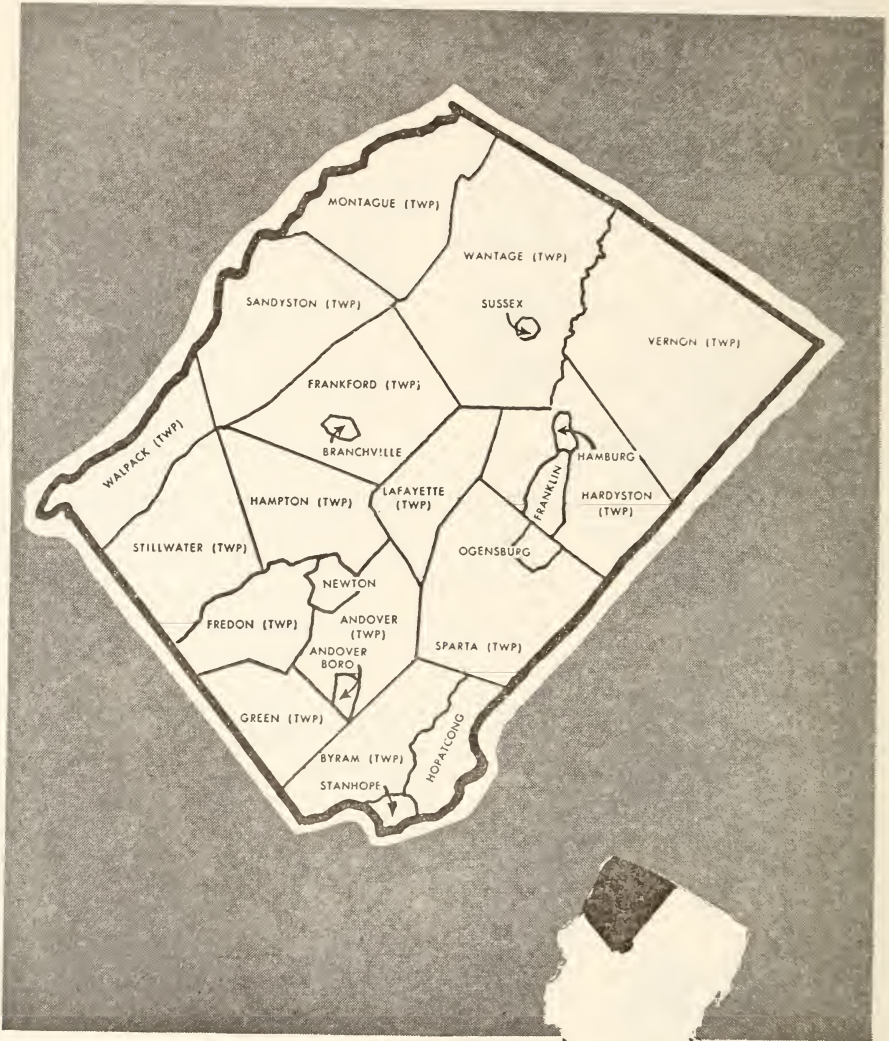
Gross debt	\$1,744,000.00
Deductions

Net debt \$1,744,000.00

Average Assessed Valuations

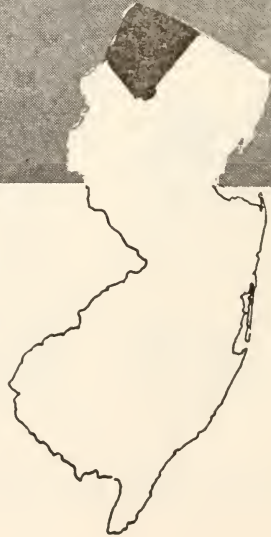
Real Property 1954-1955-1956	\$91,745,165.00
Per Cent of Net Debt	1.90

SUSSEX COUNTY



County Seat: Newton

Population Census, 1950	34,423
Land Area (sq. mi.)	526.3
Density (per sq. mi.)	65.40
Net Valuation Taxable	\$41,149,125.00
Tax Levy (including Bank Stock Tax)	997,495.16



SUSSEX COUNTY

EXPENDITURES AND REQUIRED PAYMENTS FOR 1956

General Government

Administrative and executive	\$21,183.45
Department of Finance	
County treasurer's department	11,009.23
County auditor's department
Legal Department	
County counsel's department	3,037.85
County adjuster's department	700.00
Purchasing department
County clerk	47,243.43
Clerk of the board	5,141.60
County register
County surrogate	14,095.67
Building and grounds	53,000.00

Judiciary

General county courts	17,258.21
District Court	7,587.48
Superior Court
Prosecutor's office	8,489.91
Jury commission and juror's fees	9,000.00
Law library	1,350.00

Regulation

Sheriff's office	15,659.87
County police
Weights and measures department	3,475.00
Board of taxation	10,241.79
Chief medical examiner or county physician	2,000.00
County health department
Mosquito extermination commission	1,000.00
Board of elections	27,287.14
Superintendent of elections
Shade tree commission	420.00
Other	17,125.22

Roads and Bridges

Motor vehicle funds	559,101.31
County funds	320,820.37
Lighting of highways	*2,771.04
Engineering	*1,060.00
Equipment

Charities, Correctional and Penal

Penitentiary, jail, etc.	12,900.00
Parental school
Probation department	9,342.00
County welfare board	67,120.53
Crippled children's care	3,000.00
Tubercular children's care
Tubercular patients	8,010.00
Mental patients	70,390.00
Epileptic patients	16,025.92
Feeble-minded patients	33,673.32
N. J. state board of child welfare	57,813.78
N. J. commission for the blind	1,109.62
War veterans' burial and grave decorations	1,000.00
County aid to general hospitals	22,000.00
County hospitals
Child welfare	913.64
Welfare homes	98,194.35
Other	6,288.03

Education

County superintendent of schools	5,625.00
Vocational schools	1,800.00
County extension service—farm and home demonstrations	27,743.00
Junior colleges
Other

Recreation

Park commission
---------------------------	-----------

Unclassified

Pension and retirement funds
Insurance funds	\$34,056.48
Bounties	3,000.00
Other	1,125.06
Contingent	<u>1,000.00</u>

Total County Functions \$1,638,358.26

Capital Improvements

\$297,546.57

Debt Service

Redemption of Bonds	
Road and bridge bonds
Park bonds
Vocational school bonds
Other bonds
Redemption of bond anticipation notes
Interest on Bonds	
Road and bridge bonds
Park bonds
Vocational school bonds
Other bonds
Interest on notes
Expenses of bond sale

Total Debt Service

Deferred Charges and Statutory Expenditures

Emergency revenues	\$7,000.00
Other deferred charges	67,659.05

Total County Expenditures \$2,010,563.88

Reserve for uncollected taxes

Grand Total Budget \$2,010,563.88

RECEIPTS AND REVENUES REALIZED IN 1956 TO MEET EXPENDITURES AND REQUIRED PAYMENTS

Surplus revenue appropriated	\$85,000.00
Miscellaneous revenues realized	181,528.67
State-aid revenues realized	785,643.46
Delinquent tax collections
Current tax collections—1956 levy	975,183.94
Emergency borrowings

Total Receipts and Revenues \$2,027,356.07

CURRENT FINANCES, DECEMBER 31, 1956

Cash	\$547,506.76
Receivables	26,472.60
Emergencies and deferred charges	91,489.50

Total Assets \$665,468.86

Cash liabilities	\$491,885.57
Reserves for receivables	26,472.60
Surplus revenue	147,110.69

Total Liabilities and Surplus \$665,468.86

CAPITAL DEBT, DECEMBER 31, 1956

Gross debt	\$78,000.00
Deductions	10,000.00

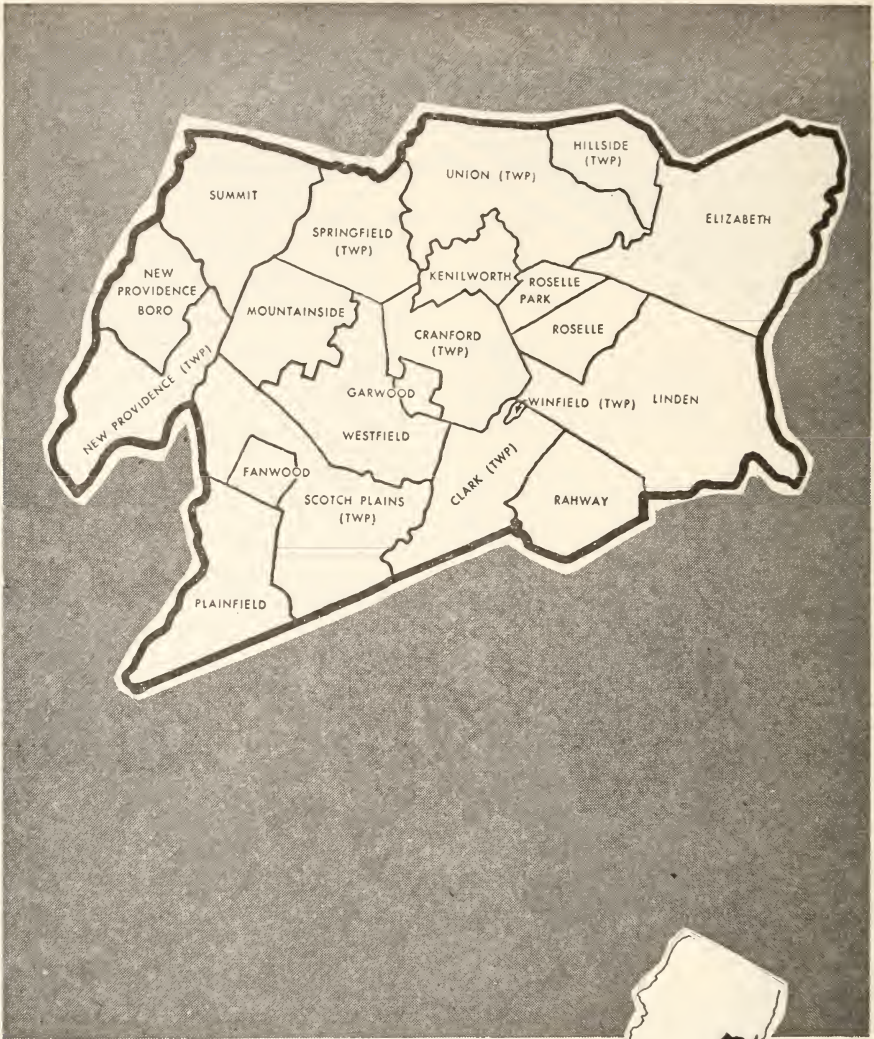
Net debt \$68,000.00

Average Assessed Valuations

Real Property 1954-1955-1956	\$36,364,282.00
Per Cent of Net Debt	0.18

* Included in motor vehicle and/or county funds.

UNION COUNTY



County Seat: Elizabeth

Population Census, 1950	398,138
Land Area (sq. mi.)	103.39
Density (per sq. mi.)	3,850.84
Net Valuation Taxable	\$760,783,874.00
Tax Levy (including Bank Stock Tax)	6,996,043.01

Note:—New Providence Township changed its name to Berkeley Heights Township in 1951.

UNION COUNTY

EXPENDITURES AND REQUIRED PAYMENTS FOR 1956

General Government

Administrative and executive	\$79,465.00
Department of Finance	
County treasurer's department	45,197.00
County auditor's department
Legal Department	
County counsel's department	21,815.00
County adjuster's department	10,190.00
Purchasing department	835.00
County clerk	124,680.00
Clerk of the board	32,278.00
County register	162,271.00
County surrogate	74,942.00
Building and grounds	328,429.00

Judiciary

General county courts	446,165.00
District Court	120,088.00
Superior Court
Prosecutor's office	189,345.00
Jury commission and juror's fees	17,295.00
Law library	6,855.00

Regulation

Sheriff's office	82,290.00
County police
Weights and measures department	28,165.00
Board of taxation	21,680.00
Chief medical examiner or county physician	8,295.00
County health department
Mosquito extermination commission	140,319.95
Board of elections	256,287.00
Superintendent of elections
Shade tree commission	63,528.00
Other	32,480.00

Roads and Bridges

Motor vehicle funds	278,552.50
County funds	305,605.00
Lighting of highways	*6,262.50
Engineering	*92,550.00
Equipment	*11,660.00

Charities, Correctional and Penal

Penitentiary, jail, etc.	191,180.00
Parental school
Probation department	153,621.00
County welfare board	358,234.25
Crippled children's care	5,500.00
Tubercular children's care
Tubercular patients	1,296,066.60
Mental patients	850,000.00
Epileptic patients	75,000.00
Feeble-minded patients	178,000.00
N. J. state board of child welfare	303,384.39
N. J. commission for the blind	26,712.00
War veterans' burial and grave decorations	6,785.00
County aid to general hospitals	350,000.00
County hospitals
Child welfare
Welfare homes
Other	45,711.61

Education

County superintendent of schools	17,731.00
Vocational schools
County extension service—farm and home demonstrations	31,049.00
Junior colleges
Other

Recreation

Park commission	734,202.68
---------------------------	------------

* Included in motor vehicle and/or county funds.

Unclassified

Pension and retirement funds
Insurance funds
Bounties
Other	\$76,061.14
Contingent	14,500.00

Total County Functions	\$7,590,791.12
----------------------------------	-----------------------

Capital Improvements	\$30,000.00
---------------------------------------	--------------------

Debt Service

Redemption of Bonds	
Road and bridge bonds	\$211,491.00
Park bonds	169,083.00
Vocational school bonds
Other bonds	138,426.00
Redemption of bond anticipation notes
Interest on Bonds	
Road and bridge bonds	47,571.69
Park bonds	105,287.92
Vocational school bonds
Other bonds	44,321.89
Interest on notes	2,000.00
Expenses of bond sale
Total Debt Service	\$718,181.50

Deferred Charges and Statutory Expenditures

Emergency revenues	\$70,000.00
Other deferred charges	316,665.15

Total County Expenditures	\$8,725,637.77
-------------------------------------	-----------------------

Reserve for uncollected taxes
---	-----------

Grand Total Budget	\$8,725,637.77
------------------------------	-----------------------

RECEIPTS AND REVENUES REALIZED IN 1956 TO MEET EXPENDITURES AND REQUIRED PAYMENTS

Surplus revenue appropriated	\$400,000.00
Miscellaneous revenues realized	911,821.83
State-aid revenues realized	525,840.60
Delinquent tax collections
Current tax collections—1956 levy	7,091,832.82
Emergency borrowings

Total Receipts and Revenues	\$8,929,495.25
---------------------------------------	-----------------------

CURRENT FINANCES DECEMBER 31, 1956

Cash	\$2,320,405.18
Receivables	143,004.15
Emergencies and deferred charges	11,419.00

Total Assets	\$2,474,828.33
-------------------------------	-----------------------

Cash liabilities	\$1,297,346.58
Reserves for receivables	143,004.15
Surplus revenue	1,034,477.60

Total Liabilities and Surplus	\$2,474,828.33
--	-----------------------

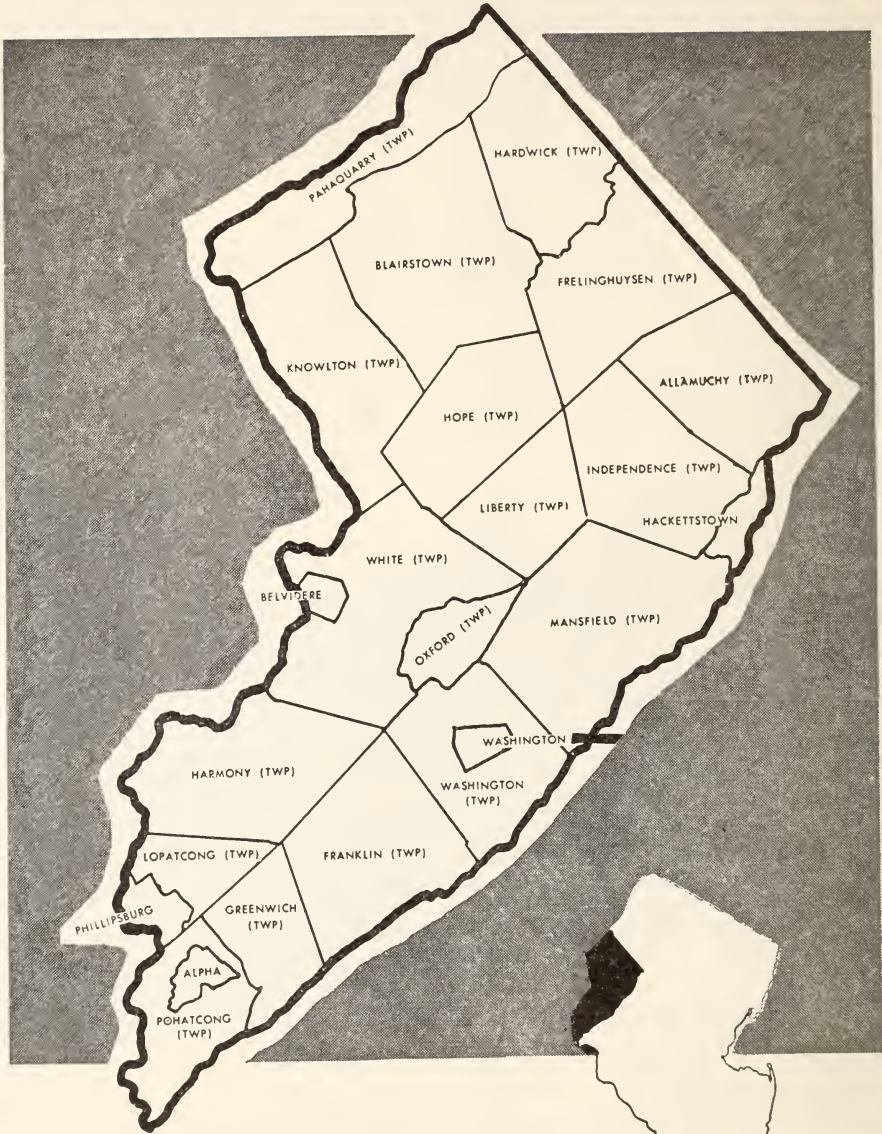
CAPITAL DEBT, DECEMBER 31, 1956

Gross debt	\$6,918,000.00
Deductions

Net debt	\$6,918,000.00
--------------------	-----------------------

Average Assessed Valuations	
Real Property 1954-1955-1956	\$637,324,926.00
Per Cent of Net Debt	1.08

WARREN COUNTY



County Seat: Belvidere

Population Census, 1950	54,374
Land Area (sq. mi.)	362.0
Density (per sq. mi.)	150.2
Net Valuation Taxable	\$52,472,741.00
Tax Levy (including Bank Stock Tax)	759,617.74



WARREN COUNTY

EXPENDITURES AND REQUIRED PAYMENTS FOR 1956

General Government

Administrative and executive	\$18,700.00
Department of Finance	
County treasurer's department	2,200.00
County auditor's department
Legal Department	
County counsel's department	2,450.00
County adjuster's department	2,160.00
Purchasing department
County clerk	30,929.90
Clerk of the board	10,100.00
County register
County surrogate	14,292.00
Building and grounds	15,050.00

Judiciary

General county courts	32,290.00
District Court	12,765.00
Superior Court
Prosecutor's office	7,025.00
Jury commission and juror's fees	8,547.75
Law library	1,500.00

Regulation

Sheriff's office	13,560.00
County police
Weights and measures department	6,740.00
Board of taxation	4,050.00
Chief medical examiner or county physician	1,200.00
County health department
Mosquito extermination commission	300.00
Board of elections	35,165.00
Superintendent of elections
Shade tree commission
Other

Roads and Bridges

Motor vehicle funds	365,925.00
County funds	127,700.00
Lighting of highways
Engineering
Equipment

Charities, Correctional and Penal

Penitentiary, jail, etc.	9,550.00
Parental school
Probation department	7,650.00
County welfare board	85,890.77
Crippled children's care	3,500.00
Tubercular children's care
Tubercular patients	5,000.00
Mental patients	115,000.00
Epileptic patients	10,500.00
Feeble-minded patients	36,000.00
N. J. state board of child welfare	54,849.87
N. J. commission for the blind	1,942.12
War veterans' burial and grave decorations	3,000.00
County aid to general hospitals	37,000.00
County hospitals
Child welfare	2,265.60
Welfare homes	113,000.00
Other	18,500.00

Education

County superintendent of schools	4,910.00
Vocational schools
County extension service—farm and home demonstrations	21,170.00
Junior colleges
Other

Recreation

Park commission
---------------------------	-----------

Unclassified

Pension and retirement funds
Insurance funds
Bounties	\$3,000.00
Other	20,337.11
Contingent	1,000.00

Total County Functions **\$1,266,715.12**

Capital Improvements

Debt Service

Redemption of Bonds	
Road and bridge bonds
Park bonds
Vocational school bonds
Other bonds	\$20,000.00
Redemption of bond anticipation notes
Interest on Bonds	
Road and bridge bonds
Park bonds
Vocational school bonds
Other bonds	6,180.00
Interest on notes
Expenses of bond sale

Total Debt Service **\$26,180.00**

Deferred Charges and Statutory Expenditures

Emergency revenues	\$1,500.00
Other deferred charges	46,773.64

Total County Expenditures . . **\$1,341,168.76**

Reserve for uncollected taxes

Grand Total Budget **\$1,341,168.76**

RECEIPTS AND REVENUES REALIZED IN 1956 TO MEET EXPENDITURES AND REQUIRED PAYMENTS

Surplus revenue appropriated	\$75,000.00
Miscellaneous revenues realized	189,922.94
State-aid revenues realized	307,448.44
Delinquent tax collections
Current tax collections—1956 levy	768,485.64
Emergency borrowings

Total Receipts and Revenues . . **\$1,340,857.02**

CURRENT FINANCES, DECEMBER 31, 1956

Cash	\$176,568.65
Receivables	61,505.35
Emergencies and deferred charges	1,250.00

Total Assets **\$239,324.00**

Cash liabilities	\$104,180.33
Reserves for receivables	61,505.35
Surplus revenue	73,638.32

Total Liabilities and Surplus . . **\$239,324.00**

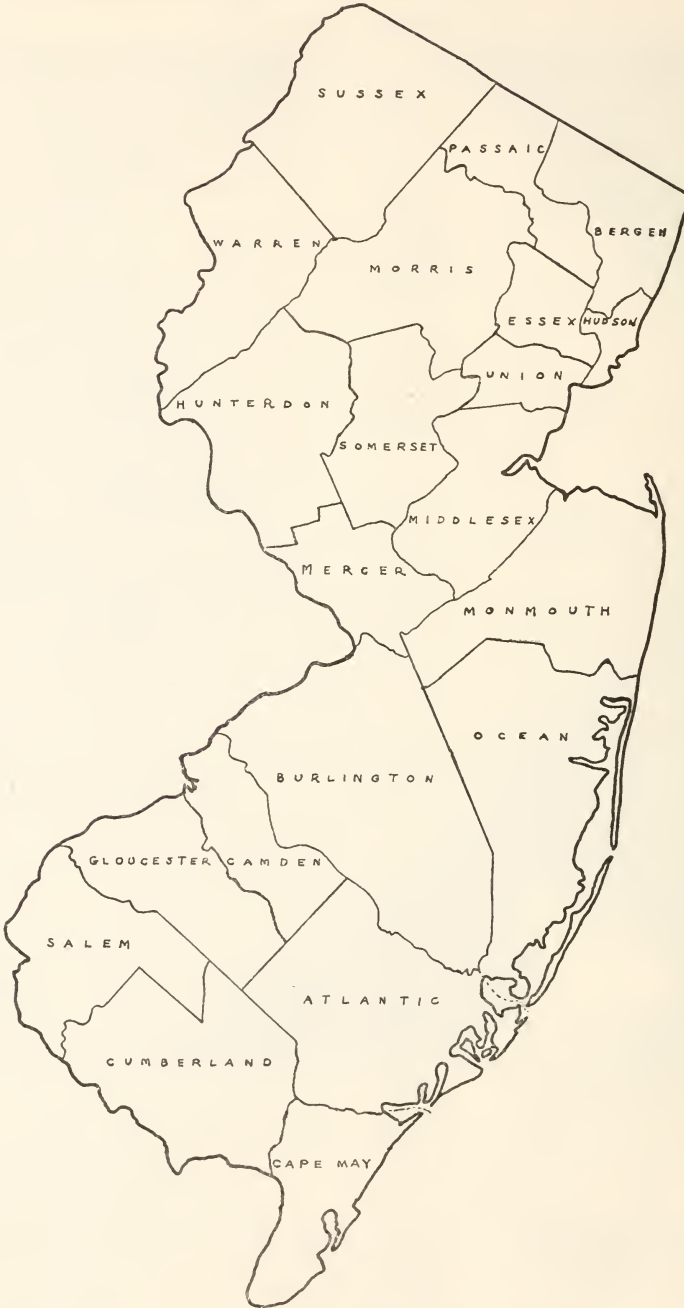
CAPITAL DEBT, DECEMBER 31, 1956

Gross debt	\$300,250.00
Deductions

Net debt **\$300,250.00**

Average Assessed Valuations	
Real Property 1954-1955-1956	\$44,124,563.00
Per Cent of Net Debt	0.68

ACCUMULATED TOTALS FOR ALL COUNTIES—1956



Accumulated Totals for All Counties—1956

Population Census, 1950	4,835,329
Land Area (sq. mi.)	7,509.14
Density (per sq. mi.)	643.93
Net Valuation Taxable	\$7,349,220,219.00
Tax Levy (including Bank Stock Tax)	104,939,135.36

ACCUMULATED TOTALS FOR ALL COUNTIES—1956

EXPENDITURES AND REQUIRED PAYMENTS FOR 1956	
General Government	
Administrative and executive	\$2,182,114.16
Department of Finance	
County treasurer's department	784,760.15
County auditor's department	64,213.37
Legal Department	
County counsel's department	429,406.42
County adjuster's department	340,427.48
Purchasing department	332,921.99
County clerk	2,684,826.00
Clerk of the board	499,661.14
County register	739,476.14
County surrogate	956,268.60
Building and grounds	6,134,413.37
Judiciary	
General county courts	4,640,931.93
District Court	1,373,634.06
Superior Court	18,807.19
Prosecutor's office	2,381,599.81
Jury commission and juror's fees	984,391.46
Law library	67,399.76
Regulation	
Sheriff's office	1,390,976.84
County police	804,017.22
Weights and measures department	266,674.53
Board of taxation	479,242.30
Chief medical examiner or county physician	366,735.57
County health department	351,045.00
Mosquito extermination commission	1,458,060.51
Board of elections	2,421,866.26
Superintendent of elections	1,422,573.78
Shade tree commission	223,274.73
Other	626,868.50
Roads and Bridges	
Motor vehicle funds	8,662,722.51
County funds	7,617,526.16
Lighting of highways	*158,126.00
Engineering	*1,057,056.06
Equipment	*87,062.84
Charities, Correctional and Penal	
Penitentiary, jail, etc.	4,448,650.83
Parental school	479,432.00
Probation department	1,875,213.98
County welfare board	6,336,051.10
Crippled children's care	185,300.09
Tubercular children's care	15,880.69
Tubercular patients	10,033,028.34
Mental patients	16,208,876.65
Epileptic patients	1,292,864.41
Feeble-minded patients	2,700,270.71
N. J. state board of child welfare	4,555,357.19
N. J. commission for the blind	444,390.54
War veterans' burial and grave decorations	122,823.71
County aid to general hospitals	6,065,455.00
County hospitals	3,133,968.71
Child welfare	861,194.29
Welfare homes	3,383,736.17
Other	616,903.38
Education	
County superintendent of schools	259,073.64
Vocational schools	2,247,008.50
County extension service—farm and home demonstrations	514,259.46
Junior colleges	50,000.00
Other	26,150.00
Recreation	
Park commission	4,078,075.46

* Included in motor vehicle and/or county funds.

Unclassified	
Pension and retirement funds	
Insurance funds	\$290,306.48
Bounties	16,500.00
Other	1,074,724.67
Contingent	183,740.54
Total County Functions	\$122,206,073.39
Capital Improvements	\$2,269,438.18
Debt Service	
Redemption of Bonds	
Road and bridge bonds	\$1,726,791.00
Park bonds	565,883.00
Vocational school bonds	30,000.00
Other bonds	6,304,826.00
Redemption of bond anticipation notes	21,000.00
Interest on Bonds	
Road and bridge bonds	240,790.73
Park bonds	374,130.77
Vocational school bonds	15,615.00
Other bonds	1,892,221.04
Interest on notes	123,897.09
Expenses of bond sale	24,394.05
Total Debt Service	\$11,319,548.68
Deferred Charges and Statutory Expenditures	
Emergency revenues	\$852,247.40
Other deferred charges	5,313,235.52
Total County Expenditures	\$141,960,543.17
Reserve for uncollected taxes	\$197,739.25
Grand Total Budget	\$142,158,282.42

RECEIPTS AND REVENUES REALIZED IN 1956 TO MEET EXPENDITURES AND REQUIRED PAYMENTS	
Surplus revenue appropriated	\$6,507,459.99
Miscellaneous revenues realized	19,772,002.35
State-aid revenues realized	14,377,164.29
Delinquent tax collections	
Current tax collections—1956 levy	105,456,041.28
Emergency borrowings	
Total Receipts and Revenues	\$146,112,667.91

CURRENT FINANCES, DECEMBER 31, 1956	
Cash	\$21,574,578.17
Receivables	1,523,003.12
Emergencies and deferred charges	1,729,547.68
Total Assets	\$24,827,128.97
Cash liabilities	\$10,962,707.66
Reserves for receivables	1,523,003.12
Surplus revenue	12,341,418.19
Total Liabilities and Surplus	\$24,827,128.97

CAPITAL DEBT, DECEMBER 31, 1956	
Gross debt	\$120,115,178.00
Deductions	2,318,975.00
Net debt	\$117,796,203.00
Average Assessed Valuations	
Real Property 1954-1955-1956	\$6,253,791,412.00
Per Cent of Net Debt	1.88

ABSECON CITY—ATLANTIC COUNTY

Population Census, 1950—2,355 Land Area 5.87 sq. mi. Net Valuation Taxable \$1,716,736

EXPENDITURES AND RE-REQUIRED PAYMENTS FOR 1956	
General Government	
Administrative and executive	\$19,875.27
Assessment and collection of taxes	20,297.09
Finance Department	420.00
Protection to Persons & Property	
Fire	7,829.30
Police	22,405.20
Other
Streets and Roads	
Repairs and maintenance	19,501.22
Street lighting	6,585.00
Sanitation	
Street cleaning
Garbage and ash removal	3,934.50
Sewers
Health and Charities	
Health service	1,446.00
Welfare—public assistance	1,650.00
Hospitals (aid and maintenance)	300.00
Other
Recreation	
Beaches and boardwalks
Parks and playgrounds	3,000.00
Other
Educational	
(Exclusive of school districts) ..	175.00
Unclassified Purposes	
(Including contingent)	740.35
SUB-TOTAL—Municipal functions..	\$108,158.93
Per Capita—Municipal functions	\$45.93
Capital imp'ts and capital imp't fund	\$7,277.77
Debt Service	
Principal payments	\$7,000.00
Interest payments ..	5,080.00
Total	12,080.00
Per Capita Debt Service	\$5.13
Deferred Charges and Statutory Expenditures	
Emergencies
Other deferred chgs.	\$3,456.75
Total	3,456.75
TOTAL—Municipal expenditures ...	\$130,973.45
Required Payments for Local School, County, and Special District Taxes	
.....	174,299.70
TOTAL EXPENDITURES AND REQUIRED PAYMENTS	\$305,273.15
Reserve for uncollected taxes	\$19,128.38
GRAND TOTAL—Budget	\$324,401.53
RECEIPTS AND REVENUES REALIZED IN 1956 TO MEET EXPENDITURES AND RE-REQUIRED PAYMENTS	
Surplus revenue appropriated ..	\$40,000.00
Miscellaneous revenues realized.	84,577.09
State aid revenues realized	7,503.00
Delinquent taxes including	
liens—1956 collections	8,621.69
Current taxes—1956 collections..	214,329.33
Emergency borrowings
TOTAL RECEIPTS AND REVENUES REALIZED	\$355,031.11
CAPITAL OUTLAY—1956	
Beaches and boardwalks
Buildings and equipment
Parks and playgrounds
Sewers
Streets, roads and bridges
Water supply
Other

Tax rate	\$13.24
Local school tax rate	7.05
County tax rate	3.09
Local purpose tax rate	3.10
TAXES	
Local school tax ...	\$121,199.36
County taxes	53,100.34
Special district taxes
Local purpose levy	\$174,299.70
.....	54,236.97
Total tax levy (tax duplicate) ..	\$228,536.67
Per Capita Total Tax Levy	\$97.04
Current	
1956 taxes levied (total)	\$236,609.45
Collected in 1956	214,329.33
Per cent of levy col-lected in 1956	90.58
Transferred to liens
Cancelled, abated or adjusted
Outstanding December 31, 1956 ..	\$22,280.12
All Prior Years Outstanding	
Balance January 1, 1956	\$8,495.53
Collected in 1956	8,073.93
Balance December 31, 1956	\$421.60
Tax Title Liens Outstanding	
Balance January 1, 1956	\$56,973.05
Redeemed by cash	547.76
Balance December 31, 1956	\$56,425.29
Property Acquired by Deed or Foreclosure	
Balance January 1, 1956	\$60,617.00
Sale for cash	39,077.33
Balance December 31, 1956	\$21,539.67
CAPITAL DEBT, DECEMBER 31, 1956	
Gross Debt	
School debt
Self-liquidating debt.
Other capital debt ..	\$120,000.00
TOTAL GROSS DEBT	\$120,000.00
Per Capita Gross Debt	\$50.96
Deductions for	
School debt
Self-liquidating debt.
Other capital debt
TOTAL DEDUCTIONS
NET DEBT	\$120,000.00
Average Assessed Valuations	
Real Property 1954-1955-1956..	\$1,600,709.00
Per Cent of Net Debt	7.49
CURRENT FINANCES DECEMBER 31, 1956	
Cash	\$126,890.23
Taxes receivable	22,701.72
Tax title liens	56,425.29
Foreclosed property	21,539.67
Other receivables
State road aid receivable	7,650.00
Emergencies and deferred charges
TOTAL ASSETS	\$235,206.91
Cash liabilities	\$31,882.73
Reserves for receivables	100,666.68
Surplus revenue	102,657.50
TOTAL LIABILITIES AND SURPLUS	\$235,206.91

ALEXANDRIA TOWNSHIP—HUNTERDON COUNTY

Population Census, 1950—1,369 Land Area 28.2 sq. mi. Net Valuation Taxable \$1,172,929

EXPENDITURES AND REQUIRED PAYMENTS FOR 1956

General Government	
Administrative and executive	\$5,775.45
Assessment and collection of taxes	1,300.00
Finance Department	600.00
Protection to Persons & Property	
Fire	1,200.00
Police	920.50
Other
Streets and Roads	
Repairs and maintenance	17,195.00
Street lighting	825.00
Sanitation	
Street cleaning
Garbage and ash removal
Sewers
Health and Charities	
Health service	662.00
Welfare—public assistance	450.00
Hospitals (aid and maintenance)
Other
Recreation	
Beaches and boardwalks
Parks and playgrounds
Other
Educational	
(Exclusive of school districts)
Unclassified Purposes	
(Including contingent)	100.00
SUB-TOTAL—Municipal functions..	\$29,027.95

Per Capita—Municipal functions	\$21.20
Capital imp'ts and capital imp't fund	\$31,000.00
Debt Service	
Principal payments
Interest payments
Total

Per Capita Debt Service	
Deferred Charges and Statutory Expenditures	
Emergencies	\$5,000.00
Other deferred chgs.	617.84
Total	5,617.84

TOTAL—Municipal expenditures . . .	\$65,645.79
Required Payments for Local School, County, and Special District Taxes	85,387.72

TOTAL EXPENDITURES AND REQUIRED PAYMENTS	\$151,033.51
Reserve for uncollected taxes	\$17,306.21
GRAND TOTAL—Budget	\$168,339.72

RECEIPTS AND REVENUES REALIZED IN 1956 TO MEET EXPENDITURES AND REQUIRED PAYMENTS	
Surplus revenue appropriated	\$18,500.00
Miscellaneous revenues realized	18,710.70
State aid revenues realized	29,376.00
Delinquent taxes including	
liens—1956 collections	7,192.87
Current taxes—1956 collections..	74,191.24
Emergency borrowings
TOTAL RECEIPTS AND REVENUES REALIZED	\$147,970.81

CAPITAL OUTLAY—1956	
Beaches and boardwalks
Buildings and equipment
Parks and playgrounds
Sewers
Streets, roads and bridges
Water supply
Other

Tax rate	\$7.80
Local school tax rate	5.88
County tax rate	1.40
Local purpose tax rate	0.52

TAXES	
Local school tax	\$68,953.04
County taxes	16,434.68
Special district taxes
Local purpose levy	\$85,387.72
	6,031.05
Total tax levy (tax duplicate) ..	\$91,418.77

Per Capita Total Tax Levy		\$66.78
Current		
1956 taxes levied (total)	\$92,238.98	
Collected in 1956	74,191.24	
Per cent of levy collected in 1956	80.43	
Transferred to liens	
Cancelled, abated or adjusted	102.40	
Outstanding December 31, 1956 ..	\$17,945.34	

All Prior Years Outstanding	
Balance January 1, 1956	\$10,949.26
Collected in 1956	7,192.87
Balance December 31, 1956	\$3,777.03

Tax Title Liens Outstanding	
Balance January 1, 1956
Redeemed by cash
Balance December 31, 1956

Property Acquired by Deed or Foreclosure	
Balance January 1, 1956
Sale for cash
Balance December 31, 1956

CAPITAL DEBT, DECEMBER 31, 1956

Gross Debt	
School debt	\$190,481.00
Self-liquidating debt.
Other capital debt
TOTAL GROSS DEBT	\$190,481.00
Per Capita Gross Debt	\$139.14

Deductions for	
School debt	\$60,400.00
Self-liquidating debt.
Other capital debt
TOTAL DEDUCTIONS	60,400.00
NET DEBT	\$130,081.00

Average Assessed Valuations	
Real Property 1954-1955-1956..	\$981,979.00
Per Cent of Net Debt	13.24

CURRENT FINANCES DECEMBER 31, 1956

Cash	\$74,800.64
Taxes receivable	21,722.37
Tax title liens
Foreclosed property
Other receivables	478.25
State road aid receivable	27,509.01
Emergencies and deferred charges ..	7,670.95
TOTAL ASSETS	\$132,181.22

Cash liabilities	\$75,615.34
Reserves for receivables	22,200.62
Surplus revenue	34,365.26
TOTAL LIABILITIES AND SURPLUS	\$132,181.22

ALLAMUCHY TOWNSHIP—WARREN COUNTY

Population Census, 1950—736

Land Area 20.1 sq. mi.

Net Valuation Taxable \$784,745

EXPENDITURES AND REQUIRED PAYMENTS FOR 1956

General Government	
Administrative and executive	\$1,892.00
Assessment and collection of taxes	800.00
Finance Department	170.00
Protection to Persons & Property	
Fire	200.00
Police	100.00
Other
Streets and Roads	
Repairs and maintenance	6,903.00
Street lighting
Sanitation	
Street cleaning
Garbage and ash removal
Sewers
Health and Charities	
Health service	380.00
Welfare—public assistance	100.00
Hospitals (aid and maintenance)
Other	75.00
Recreation	
Beaches and boardwalks
Parks and playgrounds
Other
Educational	
(Exclusive of school districts)
Unclassified Purposes	
(Including contingent)	100.00
SUB-TOTAL—Municipal functions..	\$10,720.00

Per Capita—Municipal functions	\$14.57
Capital imp'ts and capital imp't fund	\$1,500.00
Debt Service	
Principal payments
Interest payments ..	\$50.00
Total	50.00
Per Capita Debt Service	\$0.07
Deferred Charges and Statutory Expenditures	
Emergencies
Other deferred chgs.	\$100.00
Total	100.00

TOTAL—Municipal expenditures ...	\$12,370.00
Required Payments for Local School, County, and Special District Taxes	33,085.06
TOTAL EXPENDITURES AND REQUIRED PAYMENTS	\$45,455.06
Reserve for uncollected taxes	\$4,530.00
GRAND TOTAL—Budget	\$49,985.06

RECEIPTS AND REVENUES REALIZED IN 1956 TO MEET EXPENDITURES AND REQUIRED PAYMENTS	
Surplus revenue appropriated ..	\$4,000.00
Miscellaneous revenues realized.	6,798.17
State aid revenues realized	1,901.00
Delinquent taxes including	
Liens—1956 collections	2,518.81
Current taxes—1956 collections..	26,455.88
Emergency borrowings
TOTAL RECEIPTS AND REVENUES REALIZED	\$41,673.86

CAPITAL OUTLAY—1956	
Beaches and boardwalks
Buildings and equipment
Parks and playgrounds
Sewers
Streets, roads and bridges
Water supply
Other

Tax rate	\$4.39
Local school tax rate	3.23
County tax rate	0.99
Local purpose tax rate	0.17

TAXES

Local school tax ...	\$25,351.00	
County taxes	7,734.06	
Special district taxes	
Local purpose levy	\$33,085.06
		1,300.00
Total tax levy (tax duplicate) ..		\$34,385.06

Per Capita Total Tax Levy	\$46.72
--	----------------

Current	
1956 taxes levied (total)	\$34,478.92
Collected in 1956	26,455.88
Per cent of levy collected in 1956 ...	76.73
Transferred to liens	27.44
Cancelled, abated or adjusted	26.34
Outstanding December 31, 1956 ..	\$7,969.26

All Prior Years Outstanding	
Balance January 1, 1956	\$4,359.11
Collected in 1956	2,518.81
Balance December 31, 1956	\$1,356.08

Tax Title Liens Outstanding	
Balance January 1, 1956	\$527.22
Redeemed by cash
Balance December 31, 1956	\$554.66

Property Acquired by Deed or Foreclosure	
Balance January 1, 1956
Sale for cash
Balance December 31, 1956

CAPITAL DEBT, DECEMBER 31, 1956

Gross Debt	
School debt
Self-liquidating debt
Other capital debt

TOTAL GROSS DEBT
Per Capita Gross Debt

Deductions for	
School debt
Self-liquidating debt
Other capital debt

TOTAL DEDUCTIONS
NET DEBT

Average Assessed Valuations	
Real Property 1954-1955-1956..	\$605,030.00
Per Cent of Net Debt

CURRENT FINANCES DECEMBER 31, 1956

Cash	\$9,501.73
Taxes receivable	9,325.34
Tax title liens	554.66
Foreclosed property
Other receivables	112.00
State road aid receivable
Emergencies and deferred charges ..	3,486.36
TOTAL ASSETS	\$22,980.09

Cash liabilities	\$2,448.25
Reserves for receivables	9,992.00
Surplus revenue	10,539.84
TOTAL LIABILITIES AND SURPLUS	\$22,980.09

ALLENDALE BOROUGH—BERGEN COUNTY

Population Census, 1950—2,409 Land Area 2.8 sq. mi. Net Valuation Taxable \$3,163,161

EXPENDITURES AND REQUIRED PAYMENTS FOR 1956		Tax rate \$9.36
General Government		Local school tax rate 5.97
Administrative and executive	\$19,225.00	County tax rate 1.27
Assessment and collection of taxes	5,750.00	Local purpose tax rate 2.12
Finance Department		
Protection to Persons & Property		TAXES
Fire	9,100.00	Local school tax \$188,991.06
Police	22,740.00	County taxes 40,094.29
Other		Special district taxes
Streets and Roads		
Repairs and maintenance	16,650.00	Local purpose levy \$229,085.35
Street lighting	7,500.00	68,319.94
Sanitation		Total tax levy (tax duplicate) .. <u>\$297,405.29</u>
Street cleaning		
Garbage and ash removal		
Sewers		
Health and Charities		Per Capita Total Tax Levy \$123.46
Health service	2,250.00	
Welfare—public assistance	100.00	Current
Hospitals (aid and maintenance)	100.00	1956 taxes levied (total) \$303,637.93
Other		Collected in 1956 283,519.15
Recreation		Per cent of levy collected in 1956 93.37
Beaches and boardwalks		Transferred to liens 135.72
Parks and playgrounds	3,720.00	Cancelled, abated or adjusted 355.68
Other	3,520.00	Outstanding December 31, 1956 .. <u>\$19,627.38</u>
Educational		
(Exclusive of school districts)	5,000.00	All Prior Years Outstanding
Unclassified Purposes		Balance January 1, 1956 \$17,845.70
(Including contingent)	8,875.00	Collected in 1956 17,241.71
SUB-TOTAL—Municipal functions..		Balance December 31, 1956 <u>\$603.99</u>
	<u>\$104,530.00</u>	
Per Capita—Municipal functions \$43.39		Tax Title Liens Outstanding
Capital imp'ts and capital imp't fund	\$19,200.00	Balance January 1, 1956 \$2,090.54
Debt Service		Redeemed by cash 433.46
Principal payments		Balance December 31, 1956 <u>\$1,792.80</u>
Interest payments		
Total		Property Acquired by Deed or Foreclosure
Per Capita Debt Service		Balance January 1, 1956 \$1,850.00
Deferred Charges and Statutory Expenditures		Sale for cash
Emergencies		Balance December 31, 1956 <u>\$1,850.00</u>
Other deferred chgs.	\$3,346.19	
Total	3,346.19	CAPITAL DEBT, DECEMBER 31, 1956
TOTAL—Municipal expenditures		Gross Debt
	<u>\$127,076.19</u>	School debt \$561,000.00
Required Payments for Local School, County, and Special District Taxes		Self-liquidating debt. 62,000.00
	229,085.35	Other capital debt 246.00
TOTAL EXPENDITURES AND REQUIRED PAYMENTS		TOTAL GROSS DEBT \$623,246.00
	<u>\$356,161.54</u>	Per Capita Gross Debt \$258.72
Reserve for uncollected taxes	\$30,151.75	Deductions for
GRAND TOTAL—Budget		School debt \$169,958.00
	<u>\$386,313.29</u>	Self-liquidating debt. 62,000.00
RECEIPTS AND REVENUES REALIZED IN 1956 TO MEET EXPENDITURES AND REQUIRED PAYMENTS		Other capital debt
Surplus revenue appropriated	\$23,000.00	TOTAL DEDUCTIONS 231,958.00
Miscellaneous revenues realized	51,508.29	NET DEBT \$391,288.00
State aid revenues realized	1,753.00	Average Assessed Valuations
Delinquent taxes including		Real Property 1954-1955-1956.. \$2,832,633.00
liens—1956 collections	17,675.17	Per Cent of Net Debt 13.81
Current taxes—1956 collections..	283,519.15	CURRENT FINANCES DECEMBER 31, 1956
Emergency borrowings		Cash \$67,268.99
TOTAL RECEIPTS AND REVENUES REALIZED		Taxes receivable 20,231.37
	<u>\$377,460.61</u>	Tax title liens 1,792.80
CAPITAL OUTLAY—1956		Foreclosed property 1,850.00
Beaches and boardwalks		Other receivables 189.77
Buildings and equipment		State road aid receivable
Parks and playgrounds		Emergencies and deferred charges 5,370.81
Sewers		TOTAL ASSETS \$96,703.74
Streets, roads and bridges		Cash liabilities \$25,190.27
Water supply	\$8,700.81	Reserves for receivables 24,063.94
Other		Surplus revenue 47,449.53
		TOTAL LIABILITIES AND SURPLUS \$96,703.74

ALLENHURST BOROUGH—MONMOUTH COUNTY

Population Census, 1950—758

Land Area 0.30 sq. mi.

Net Valuation Taxable \$2,304,445

EXPENDITURES AND REQUIRED PAYMENTS FOR 1956

General Government	
Administrative and executive	\$45,677.92
Assessment and collection of taxes	1,410.46
Finance Department	689.36
Protection to Persons & Property	
Fire	10,790.00
Police	44,794.58
Other
Streets and Roads	
Repairs and maintenance	27,089.20
Street lighting	4,678.15
Sanitation	
Street cleaning
Garbage and ash removal	12,900.00
Sewers
Health and Charities	
Health service	425.00
Welfare—public assistance
Hospitals (aid and maintenance)	500.00
Other	100.00
Recreation	
Beaches and boardwalks	61,334.59
Parks and playgrounds	1,003.20
Other
Educational (Exclusive of school districts)	
Unclassified Purposes (Including contingent)	
	549.73
SUB-TOTAL—Municipal functions..	\$211,942.19

Per Capita—Municipal functions	\$279.61
Capital imp'ts and capital imp't fund	\$54,250.00
Debt Service	
Principal payments	\$26,000.00
Interest payments	6,210.49
Total	32,210.49
Per Capita Debt Service	
	\$42.49
Deferred Charges and Statutory Expenditures	
Emergencies	\$3,000.00
Other deferred chgs.	17,906.58
Total	20,906.58

TOTAL—Municipal expenditures \$319,309.26

Required Payments for Local School, County, and Special District Taxes 68,462.79

TOTAL EXPENDITURES AND REQUIRED PAYMENTS \$387,772.05

Reserve for uncollected taxes \$19,268.10

GRAND TOTAL—Budget \$407,040.15

RECEIPTS AND REVENUES REALIZED IN 1956 TO MEET EXPENDITURES AND REQUIRED PAYMENTS

Surplus revenue appropriated	\$44,300.00
Miscellaneous revenues realized	168,036.54
State aid revenues realized	2,750.00
Delinquent taxes including	
liens—1956 collections	6,568.48
Current taxes—1956 collections..	190,375.32
Emergency borrowings
TOTAL RECEIPTS AND REVENUES REALIZED	\$412,030.34

CAPITAL OUTLAY—1956

Beaches and boardwalks	\$107,196.80
Buildings and equipment
Parks and playgrounds
Sewers
Streets, roads and bridges
Water supply
Other

Tax rate	\$8.67
Local school tax rate	1.39
County tax rate	1.58
Local purpose tax rate	5.70

TAXES

Local school tax	\$32,000.00
County taxes	36,462.79
Special district taxes

Local purpose levy \$68,462.79

133,350.86

Total tax levy (tax duplicate) \$201,813.65

Per Capita Total Tax Levy	
	\$266.24
Current	
1956 taxes levied (total)	\$202,025.31
Collected in 1956	190,375.32
Per cent of levy collected in 1956	94.23
Transferred to liens
Cancelled, abated or adjusted	701.81
Outstanding December 31, 1956	\$10,948.18

All Prior Years Outstanding	
Balance January 1, 1956	\$7,480.67
Collected in 1956	6,568.48
Balance December 31, 1956	\$912.25

Tax Title Liens Outstanding	
Balance January 1, 1956
Redeemed by cash
Balance December 31, 1956

Property Acquired by Deed or Foreclosure	
Balance January 1, 1956
Sale for cash
Balance December 31, 1956

CAPITAL DEBT, DECEMBER 31, 1956

Gross Debt	
School debt
Self-liquidating debt.	\$18,000.00
Other capital debt	221,150.00

TOTAL GROSS DEBT \$239,150.00

Per Capita Gross Debt \$315.50

Deductions for	
School debt
Self-liquidating debt.	\$4,632.00
Other capital debt

TOTAL DEDUCTIONS 4,632.00

NET DEBT \$234,518.00

Average Assessed Valuations	
Real Property 1954-1955-1956..	\$2,109,116.00
Per Cent of Net Debt	11.11

CURRENT FINANCES DECEMBER 31, 1956

Cash	\$84,838.40
Taxes receivable	11,860.43
Tax title liens
Foreclosed property
Other receivables	356.50
State road aid receivable	5,500.00
Emergencies and deferred charges	500.00

TOTAL ASSETS \$103,055.33

Cash liabilities	\$24,293.88
Reserves for receivables	12,216.93
Surplus revenue	66,544.52

TOTAL LIABILITIES AND SURPLUS \$103,055.33

ALLENTOWN BOROUGH—MONMOUTH COUNTY

Population Census, 1950—931 Land Area 0.90 sq. mi. Net Valuation Taxable \$945,855

EXPENDITURES AND REQUIRED PAYMENTS FOR 1956

General Government	
Administrative and executive	\$5,025.00
Assessment and collection of taxes	2,060.00
Finance Department	280.00
Protection to Persons & Property	
Fire	3,500.00
Police	8,100.00
Other
Streets and Roads	
Repairs and maintenance	1,920.00
Street lighting	2,925.00
Sanitation	
Street cleaning
Garbage and ash removal
Sewers
Health and Charities	
Health service	1,125.00
Welfare—public assistance	480.00
Hospitals (aid and maintenance)
Other
Recreation	
Beaches and boardwalks
Parks and playgrounds
Other
Educational	
(Exclusive of school districts) ..	340.00
Unclassified Purposes	
(Including contingent)	500.00
SUB-TOTAL—Municipal functions..	\$26,255.00

Per Capita—Municipal functions		\$28.20
Capital imp'ts and capital imp't fund	
Debt Service		
Principal payments ..	\$1,000.00	
Interest payments ..	87.50	
Total	\$1,087.50	
Per Capita Debt Service		\$1.17
Deferred Charges and Statutory Expenditures		
Emergencies	
Other deferred chgs. ..	\$5,026.54	
Total	5,026.54	
TOTAL—Municipal expenditures ..	\$32,369.04	

Required Payments for Local School, County, and Special District Taxes	64,826.01
---	------------------

TOTAL EXPENDITURES AND REQUIRED PAYMENTS	\$97,195.05
Reserve for uncollected taxes	\$10,512.45
GRAND TOTAL—Budget	\$107,707.50

RECEIPTS AND REVENUES REALIZED IN 1956 TO MEET EXPENDITURES AND REQUIRED PAYMENTS	
Surplus revenue appropriated ..	\$10,500.00
Miscellaneous revenues realized ..	9,846.54
State aid revenues realized	800.00
Delinquent taxes including	
liens—1956 collections	6,232.78
Current taxes—1956 collections..	77,811.94
Emergency borrowings

TOTAL RECEIPTS AND REVENUES REALIZED	\$105,191.26
---	---------------------

CAPITAL OUTLAY—1956

Beaches and boardwalks
Buildings and equipment	\$1,000.00
Parks and playgrounds
Sewers
Streets, roads and bridges
Water supply
Other

Tax rate	\$8.84
Local school tax rate	5.17
County tax rate	1.69
Local purpose tax rate	1.98

TAXES

Local school tax ..	\$48,866.75	
County taxes	15,959.26	
Special district taxes	
Local purpose levy	20,300.00	
Total tax levy (tax duplicate) ..	\$85,126.01	

Per Capita Total Tax Levy	\$91.44
--	----------------

Current	
1956 taxes levied (total)	\$85,594.80
Collected in 1956	77,811.94
Per cent of levy collected in 1956 ..	90.90
Transferred to liens
Cancelled, abated or adjusted
Outstanding December 31, 1956 ..	\$7,782.86

All Prior Years Outstanding	
Balance January 1, 1956	\$6,761.68
Collected in 1956	6,232.78
Balance December 31, 1956	\$528.90

Tax Title Liens Outstanding	
Balance January 1, 1956
Redeemed by cash
Balance December 31, 1956

Property Acquired by Deed or Foreclosure	
Balance January 1, 1956
Sale for cash
Balance December 31, 1956

CAPITAL DEBT, DECEMBER 31, 1956

Gross Debt	
School debt	\$77,860.00
Self-liquidating debt ..	17,000.00
Other capital debt ..	2,000.00
TOTAL GROSS DEBT	\$96,860.00
Per Capita Gross Debt	\$104.04

Deductions for	
School debt	\$70,539.00
Self-liquidating debt
Other capital debt
TOTAL DEDUCTIONS	70,539.00
NET DEBT	\$26,321.00

Average Assessed Valuations	
Real Property 1954-1955-1956..	\$881,735.00
Per Cent of Net Debt	2.98

CURRENT FINANCES DECEMBER 31, 1956

Cash	\$34,409.45
Taxes receivable	8,311.76
Tax title liens
Foreclosed property
Other receivables	4,425.45
State road aid receivable
Emergencies and deferred charges
TOTAL ASSETS	\$47,146.66

Cash liabilities	\$2,873.04
Reserves for receivables	12,737.21
Surplus revenue	31,536.41

TOTAL LIABILITIES AND SURPLUS	\$47,146.66
--	--------------------

ALLOWAY TOWNSHIP—SALEM COUNTY

Population Census, 1950—1,792

Land Area 33.52 sq. mi.

Net Valuation Taxable \$888,160

EXPENDITURES AND REQUIRED PAYMENTS FOR 1956

General Government	
Administrative and executive	\$7,805.00
Assessment and collection of taxes	2,030.00
Finance Department	630.00
Protection to Persons & Property	
Fire	750.00
Police	975.00
Other
Streets and Roads	
Repairs and maintenance	17,000.00
Street lighting	2,050.00
Sanitation	
Street cleaning
Garbage and ash removal
Sewers
Health and Charities	
Health service	535.00
Welfare—public assistance	650.00
Hospitals (aid and maintenance) ..	300.00
Other
Recreation	
Beaches and boardwalks
Parks and playgrounds
Other
Educational	
(Exclusive of school districts)
Unclassified Purposes	
(Including contingent)	500.00
SUB-TOTAL—Municipal functions..	\$33,225.00

Per Capita—Municipal functions	\$18.54
Capital imp'ts and capital imp't fund	\$9,000.00
Debt Service	
Principal payments
Interest payments
Total
Per Capita Debt Service	
Deferred Charges and Statutory Expenditures	
Emergencies
Other deferred chgs.	\$21,196.17
Total	21,196.17

TOTAL—Municipal expenditures ... \$63,421.17

Required Payments for Local School, County, and Special District Taxes 78,273.53

TOTAL EXPENDITURES AND REQUIRED PAYMENTS **\$141,694.70**

Reserve for uncollected taxes

GRAND TOTAL—Budget **\$161,148.22**

RECEIPTS AND REVENUES REALIZED IN 1956 TO MEET EXPENDITURES AND REQUIRED PAYMENTS

Surplus revenue appropriated ..	\$47,798.84
Miscellaneous revenues realized ..	19,138.73
State aid revenues realized	18,031.00
Delinquent taxes including	
liens—1956 collections	18,219.71
current taxes—1956 collections..	72,248.66
Emergency borrowings
TOTAL RECEIPTS AND REVENUES REALIZED	\$175,436.94

CAPITAL OUTLAY—1956

Beaches and boardwalks
Buildings and equipment	\$31,921.17
Parks and playgrounds
Sewers
Streets, roads and bridges
Water supply
Other

Tax rate	\$9.85
Local school tax rate	5.70
County tax rate	3.12
Local purpose tax rate	1.03

TAXES

Local school tax ...	\$50,596.57	
County taxes	27,676.96	
Special district taxes	
Local purpose levy	\$78,273.53
		9,173.68
Total tax levy (tax duplicate) ..		\$87,447.21

Per Capita Total Tax Levy **\$48.80**

Current

1956 taxes levied (total)	\$87,736.81
Collected in 1956	72,248.66
Per cent of levy collected in 1956 ...	82.34
Transferred to liens	30.00
Cancelled, abated or adjusted
Outstanding December 31, 1956 ..	\$15,458.15

All Prior Years Outstanding

Balance January 1, 1956	\$20,915.49
Collected in 1956	17,947.90
Balance December 31, 1956	\$2,858.27

Tax Title Liens Outstanding

Balance January 1, 1956	\$673.59
Redeemed by cash	271.81
Balance December 31, 1956	\$431.78

Property Acquired by Deed or Foreclosure

Balance January 1, 1956
Sale for cash
Balance December 31, 1956

CAPITAL DEBT, DECEMBER 31, 1956

Gross Debt

School debt
Self-liquidating debt.
Other capital debt

TOTAL GROSS DEBT **.....**
Per Capita Gross Debt **.....**

Deductions for

School debt
Self-liquidating debt.
Other capital debt

TOTAL DEDUCTIONS **.....**
NET DEBT **.....**

Average Assessed Valuations

Real Property 1954-1955-1956.. \$752,238.00
Per Cent of Net Debt

CURRENT FINANCES DECEMBER 31, 1956

Cash	\$40,611.86
Taxes receivable	18,316.42
Tax title liens	431.78
Foreclosed property
Other receivables
State road aid receivable	16,839.81
Emergencies and deferred charges
TOTAL ASSETS	\$76,199.87

Cash liabilities	\$3,217.36
Reserves for receivables	18,748.20
Surplus revenue	54,234.31

TOTAL LIABILITIES AND SURPLUS **\$76,199.87**

ALPHA BOROUGH—WARREN COUNTY

Population Census, 1950—2,117

Land Area 1.7 sq. mi.

Net Valuation Taxable \$1,035,517

EXPENDITURES AND REQUIRED PAYMENTS FOR 1956	
General Government	
Administrative and executive . . .	\$9,265.00
Assessment and collection of taxes . . .	1,855.00
Finance Department	495.00
Protection to Persons & Property	
Fire	1,800.00
Police	4,637.50
Other
Streets and Roads	
Repairs and maintenance	8,750.00
Street lighting	2,325.00
Sanitation	
Street cleaning
Garbage and ash removal	2,750.00
Sewers
Health and Charities	
Health service	637.50
Welfare—public assistance	900.00
Hospitals (aid and maintenance)
Other
Recreation	
Beaches and boardwalks
Parks and playgrounds
Other
Educational	
(Exclusive of school districts)	900.00
Unclassified Purposes	
(Including contingent)	50.00
SUB-TOTAL—Municipal functions..	\$34,365.00

Tax rate	\$8.84
Local school tax rate	4.80
County tax rate	1.74
Local purpose tax rate	2.30

TAXES

Local school tax ...	\$49,713.09	
County taxes	18,034.57	
Special district taxes	
Local purpose levy	\$67,747.66
		<u>23,744.97</u>
Total tax levy (tax duplicate) ..		\$91,492.63
Per Capita Total Tax Levy		
		\$43.22

Per Capita—Municipal functions	\$16.23
Capital imp'ts and capital imp't fund	\$500.00
Debt Service	
Principal payments
Interest payments
Total
Per Capita Debt Service	
Deferred Charges and Statutory Expenditures	
Emergencies
Other deferred chgs.	\$250.00
Total	250.00

Current	
1956 taxes levied (total)	\$93,192.10
Collected in 1956	90,532.30
Per cent of levy collected in 1956	97.14
Transferred to liens	8.82
Cancelled, abated or adjusted	371.86
Outstanding December 31, 1956 ..	<u>\$2,279.12</u>

All Prior Years Outstanding	
Balance January 1, 1956	\$4,132.27
Collected in 1956	3,458.52
Balance December 31, 1956	<u>\$653.91</u>

Tax Title Liens Outstanding	
Balance January 1, 1956	\$428.13
Redeemed by cash
Balance December 31, 1956	<u>\$436.95</u>

Property Acquired by Deed or Foreclosure	
Balance January 1, 1956	\$292.50
Sale for cash	300.00
Balance December 31, 1956	<u>\$272.50</u>

CAPITAL DEBT, DECEMBER 31, 1956

Gross Debt	
School debt
Self-liquidating debt.	\$3,000.00
Other capital debt
TOTAL GROSS DEBT	\$3,000.00
Per Capita Gross Debt	
	\$1.42

Deductions for	
School debt
Self-liquidating debt.	\$3,000.00
Other capital debt
TOTAL DEDUCTIONS	3,000.00
NET DEBT

Average Assessed Valuations	
Real Property 1954-1955-1956..	\$849,750.00
Per Cent of Net Debt

CURRENT FINANCES DECEMBER 31, 1956

Cash	\$55,889.58
Taxes receivable	2,933.03
Tax title liens	436.95
Foreclosed property	272.50
Other receivables	26.57
State road aid receivable	2,962.86
Emergencies and deferred charges
TOTAL ASSETS	\$62,521.49

Cash liabilities	\$29,789.31
Reserves for receivables	3,669.05
Surplus revenue	29,063.13
TOTAL LIABILITIES AND SURPLUS	\$62,521.49

TOTAL—Municipal expenditures \$35,115.00

Required Payments for Local School, County, and Special District Taxes

67,747.66

TOTAL EXPENDITURES AND REQUIRED PAYMENTS

\$102,862.66

Reserve for uncollected taxes

\$10,926.97

GRAND TOTAL—Budget

\$113,789.63

RECEIPTS AND REVENUES REALIZED IN 1956 TO MEET EXPENDITURES AND REQUIRED PAYMENTS

Surplus revenue appropriated ..

\$8,800.00

Miscellaneous revenues realized. .

14,261.95

State aid revenues realized

4,222.00

Delinquent taxes including

Liens—1956 collections

3,458.52

Current taxes—1956 collections..

90,532.30

Emergency borrowings

.....

TOTAL RECEIPTS AND REVENUES REALIZED

\$121,274.77

CAPITAL OUTLAY—1956

Beaches and boardwalks

.....

Buildings and equipment

.....

Parks and playgrounds

.....

Sewers

.....

Streets, roads and bridges

.....

Water supply

.....

Other

.....

ALPINE BOROUGH—BERGEN COUNTY

Population Census, 1950—644

Land Area 5.3 sq. mi.

Net Valuation Taxable \$3,022,959

EXPENDITURES AND REQUIRED PAYMENTS FOR 1956

General Government		
Administrative and executive	\$10,960.00	
Assessment and collection of taxes	3,450.00	
Finance Department		
Protection to Persons & Property		
Fire	9,200.00	
Police	27,045.00	
Other		
Streets and Roads		
Repairs and maintenance	9,400.00	
Street lighting	2,400.00	
Sanitation		
Street cleaning		
Garbage and ash removal		
Sewers		
Health and Charities		
Health service	2,762.10	
Welfare—public assistance	650.00	
Hospitals (aid and maintenance)		
Other		
Recreation		
Beaches and boardwalks		
Parks and playgrounds		
Other	900.00	
Educational		
(Exclusive of school districts) ..		
Unclassified Purposes		
(Including contingent)	4,750.00	
SUB-TOTAL—Municipal functions..	\$71,517.10	
Per Capita—Municipal functions		\$111.05
Capital imp'ts and capital imp't fund	\$21,340.00	
Debt Service		
Principal payments ..		
Interest payments ..		
Total
Per Capita Debt Service
Deferred Charges and Statutory Expenditures		
Emergencies		
Other deferred chgs.	\$5,377.90	
Total	5,377.90	
TOTAL—Municipal expenditures ...	\$98,235.00	

Required Payments for Local School, County, and Special District Taxes	83,017.70
---	------------------

TOTAL EXPENDITURES AND REQUIRED PAYMENTS	\$181,252.70
---	---------------------

Reserve for uncollected taxes	\$13,716.33
-------------------------------------	-------------

GRAND TOTAL—Budget	\$194,969.03
---------------------------------	---------------------

RECEIPTS AND REVENUES REALIZED IN 1956 TO MEET EXPENDITURES AND REQUIRED PAYMENTS

Surplus revenue appropriated ..	\$27,340.00
Miscellaneous revenues realized.	21,966.87
State aid revenues realized	948.00
Delinquent taxes including	
liens—1956 collections	4,436.84
Current taxes—1956 collections..	137,768.24
Emergency borrowings
TOTAL RECEIPTS AND REVENUES REALIZED	\$192,459.95

CAPITAL OUTLAY—1956

Beaches and boardwalks
Buildings and equipment
Parks and playgrounds
Sewers
Streets, roads and bridges	\$7,525.20
Water supply
Other

Tax rate	\$4.92
Local school tax rate	1.87
County tax rate	0.87
Local purpose tax rate	2.18

TAXES

Local school tax ...	\$56,618.31
County taxes	26,399.39
Special district taxes
Local purpose levy	\$83,017.70
	65,663.33
Total tax levy (tax duplicate) ..	\$148,681.03

Per Capita Total Tax Levy	\$230.87
--	-----------------

Current	
1956 taxes levied (total)	\$150,062.66
Collected in 1956	137,768.24
Per cent of levy col-lected in 1956 ...	91.80
Transferred to liens
Cancelled, abated or adjusted	10,259.43
Outstanding December 31, 1956 ..	\$2,034.99

All Prior Years Outstanding	
Balance January 1, 1956	\$4,695.06
Collected in 1956	4,436.84
Balance December 31, 1956	\$87.24

Tax Title Liens Outstanding	
Balance January 1, 1956
Redeemed by cash
Balance December 31, 1956

Property Acquired by Deed or Foreclosure	
Balance January 1, 1956	\$8,881.00
Sale for cash
Balance December 31, 1956	\$8,881.00

CAPITAL DEBT, DECEMBER 31, 1956

Gross Debt	
School debt
Self-liquidating debt.
Other capital debt ..	\$19,500.00
TOTAL GROSS DEBT	\$19,500.00
Per Capita Gross Debt	\$30.28

Deductions for	
School debt
Self-liquidating debt.
Other capital debt
TOTAL DEDUCTIONS
NET DEBT	\$19,500.00

Average Assessed Valuations	
Real Property 1954-1955-1956..	\$2,423,860.00
Per Cent of Net Debt	0.80

CURRENT FINANCES DECEMBER 31, 1956	
Cash	\$77,989.42
Taxes receivable	2,122.23
Tax title liens
Foreclosed property	8,881.00
Other receivables
State road aid receivable	1,896.00
Emergencies and deferred charges ..	3,632.44
TOTAL ASSETS	\$94,521.09
Cash liabilities	\$12,802.02
Reserves for receivables	11,003.23
Surplus revenue	70,715.84
TOTAL LIABILITIES AND SURPLUS	\$94,521.09

ANDOVER TOWNSHIP—SUSSEX COUNTY

Population Census, 1950—1,052 Land Area 20.4 sq. mi. Net Valuation Taxable \$1,543,541

EXPENDITURES AND RE-REQUIRED PAYMENTS FOR 1956	
General Government	
Administrative and executive	\$7,096.63
Assessment and collection of taxes	2,260.00
Finance Department	750.00
Protection to Persons & Property	
Fire	750.00
Police	435.00
Other
Streets and Roads	
Repairs and maintenance	34,470.00
Street lighting	650.00
Sanitation	
Street cleaning
Garbage and ash removal	200.00
Sewers
Health and Charities	
Health service	1,185.35
Welfare—public assistance	725.00
Hospitals (aid and maintenance)
Other
Recreation	
Beaches and boardwalks
Parks and playgrounds
Other
Educational (Exclusive of school districts) ..	
.....
Unclassified Purposes (Including contingent)	
.....
SUB-TOTAL—Municipal functions..	\$48,521.98

Per Capita—Municipal functions	\$46.12
Capital imp'ts and capital imp't fund	\$12,000.00
Debt Service	
Principal payments
Interest payments
Total
Per Capita Debt Service	
.....
Deferred Charges and Statutory Expenditures	
Emergencies	\$3,000.00
Other deferred chgs.	1,618.43
Total	4,618.43
TOTAL—Municipal expenditures ..	\$65,140.41

Required Payments for Local School, County, and Special District Taxes	147,224.47
TOTAL EXPENDITURES AND REQUIRED PAYMENTS	\$212,364.88
Reserve for uncollected taxes	\$24,300.00
GRAND TOTAL—Budget	\$236,664.88

RECEIPTS AND REVENUES REALIZED IN 1956 TO MEET EXPENDITURES AND REQUIRED PAYMENTS	
Surplus revenue appropriated ..	\$20,000.00
Miscellaneous revenues realized ..	19,324.65
State aid revenues realized	13,827.00
Delinquent taxes including	
Liens—1956 collections	13,369.70
Current taxes—1956 collections..	159,217.85
Emergency borrowings
TOTAL RECEIPTS AND REVENUES REALIZED	\$225,739.20

CAPITAL OUTLAY—1956	
Beaches and boardwalks
Buildings and equipment	\$3,646.64
Parks and playgrounds
Sewers
Streets, roads and bridges
Water supply
Other

Tax rate	\$11.58
Local school tax rate	7.28
County tax rate	2.26
Local purpose tax rate	2.04

TAXES	
Local school tax ...	\$112,330.95
County taxes	34,893.52
Special district taxes
Local purpose levy	\$147,224.47
.....	31,468.28
Total tax levy (tax duplicate) ..	\$178,692.75

Per Capita Total Tax Levy	\$169.86
Current	
1956 taxes levied (total)	\$181,270.19
Collected in 1956	159,217.85
Per cent of levy collected in 1956 ...	87.83
Transferred to liens
Cancelled, abated or adjusted	283.71
Outstanding December 31, 1956 ..	\$21,768.63

All Prior Years Outstanding	
Balance January 1, 1956	\$15,112.36
Collected in 1956	13,126.35
Balance December 31, 1956	\$1,535.77

Tax Title Liens Outstanding	
Balance January 1, 1956	\$2,285.57
Redeemed by cash	243.35
Balance December 31, 1956	\$2,042.22

Property Acquired by Deed or Foreclosure	
Balance January 1, 1956
Sale for cash
Balance December 31, 1956

CAPITAL DEBT, DECEMBER 31, 1956	
Gross Debt	
School debt	\$370,676.00
Self-liquidating debt.
Other capital debt
TOTAL GROSS DEBT	\$370,676.00
Per Capita Gross Debt	\$352.35

Deductions for	
School debt	\$78,783.00
Self-liquidating debt.
Other capital debt
TOTAL DEDUCTIONS	78,783.00
NET DEBT	\$291,893.00

Average Assessed Valuations	
Real Property 1954-1955-1956..	\$1,313,049.00
Per Cent of Net Debt	22.23

CURRENT FINANCES DECEMBER 31, 1956	
Cash	\$66,994.45
Taxes receivable	23,304.40
Tax title liens	2,042.22
Foreclosed property
Other receivables	39.83
State road aid receivable	13,841.21
Emergencies and deferred charges ..	882.48
TOTAL ASSETS	\$107,104.59
Cash liabilities	\$21,689.64
Reserves for receivables	25,386.45
Surplus revenue	60,028.50
TOTAL LIABILITIES AND SURPLUS	\$107,104.59

ASBURY PARK CITY—MONMOUTH COUNTY

Population Census, 1950—17,094

Land Area 1.5 sq. mi.

Net Valuation Taxable \$26,992,237

EXPENDITURES AND REQUIRED PAYMENTS FOR 1956

General Government	
Administrative and executive	\$188,200.00
Assessment and collection of taxes	20,600.00
Finance Department	34,800.00
Protection to Persons & Property	
Fire	254,200.00
Police	340,000.00
Other
Streets and Roads	
Repairs and maintenance	142,125.00
Street lighting	37,000.00
Sanitation	
Street cleaning
Garbage and ash removal	128,075.00
Sewers	37,700.00
Health and Charities	
Health service	34,600.00
Welfare—public assistance	39,300.00
Hospitals (aid and maintenance)	1,200.00
Other
Recreation	
Beaches and boardwalks
Parks and playgrounds	20,000.00
Other	4,700.00
Educational	
(Exclusive of school districts)	24,000.00
Unclassified Purposes	
(Including contingent)	32,500.00
SUB-TOTAL—Municipal functions..	\$1,339,000.00

Per Capita—Municipal functions	\$78.33
Capital imp'ts and capital imp't fund	\$85,000.00
Debt Service	
Principal payments	\$374,000.00
Interest payments	244,877.50
Total	618,877.50
Per Capita Debt Service	\$36.20
Deferred Charges and Statutory Expenditures	
Emergencies	\$14,000.00
Other deferred chgs.	166,617.00
Total	180,617.00

TOTAL—Municipal expenditures	\$2,223,494.50
Required Payments for Local School, County, and Special District Taxes	
	807,272.96
TOTAL EXPENDITURES AND REQUIRED PAYMENTS	\$3,030,767.46
Reserve for uncollected taxes	\$210,699.29
GRAND TOTAL—Budget	\$3,241,466.75

Required Payments for Local School, County, and Special District Taxes	807,272.96
---	-------------------

TOTAL EXPENDITURES AND REQUIRED PAYMENTS	\$3,030,767.46
Reserve for uncollected taxes	\$210,699.29
GRAND TOTAL—Budget	\$3,241,466.75

RECEIPTS AND REVENUES REALIZED IN 1956 TO MEET EXPENDITURES AND REQUIRED PAYMENTS

Surplus revenue appropriated	\$204,000.00
Miscellaneous revenues realized	674,705.08
State aid revenues realized	10,290.00
Delinquent taxes including	
Liens—1956 collections	168,033.52
Current taxes—1956 collections..	2,115,279.20
Emergency borrowings
TOTAL RECEIPTS AND REVENUES REALIZED	\$3,172,307.80

CAPITAL OUTLAY—1956

Beaches and boardwalks	\$7,353.74
Buildings and equipment	38,570.44
Parks and playgrounds
Sewers	49,031.34
Streets, roads and bridges	159.34
Water supply	98,707.57
Other	4,061.55

Tax rate	\$8.46
Local school tax rate	1.99
County tax rate	1.01
Local purpose tax rate	5.46

TAXES

Local school tax	\$535,909.63	
County taxes	271,363.33	
Special district taxes	
Local purpose levy	\$807,272.96
		<u>1,482,493.79</u>
Total tax levy (tax duplicate)		\$2,289,766.75

Per Capita Total Tax Levy	\$133.95
--	-----------------

Current	
1956 taxes levied (total)	\$2,304,447.29
Collected in 1956	2,115,279.20
Per cent of levy collected in 1956	91.79
Transferred to liens	2,461.86
Cancelled, abated or adjusted	18,518.23
Outstanding December 31, 1956	\$168,188.00

All Prior Years Outstanding	
Balance January 1, 1956	\$250,002.40
Collected in 1956	163,794.21
Balance December 31, 1956	\$1,242.19

Tax Title Liens Outstanding	
Balance January 1, 1956	\$15,919.17
Redeemed by cash	4,239.28
Balance December 31, 1956	\$13,615.91

Property Acquired by Deed or Foreclosure	
Balance January 1, 1956	\$118,149.22
Sale for cash	5,805.00
Balance December 31, 1956	\$110,710.00

CAPITAL DEBT, DECEMBER 31, 1956

Gross Debt	
School debt	\$444,500.00
Self-liquidating debt.	111,000.00
Other capital debt	7,741,000.00
TOTAL GROSS DEBT	\$8,296,500.00
Per Capita Gross Debt	\$485.35

Deductions for	
School debt	\$444,500.00
Self-liquidating debt.	111,000.00
Other capital debt	5,500.00
TOTAL DEDUCTIONS	561,000.00
NET DEBT	\$7,735,500.00

Average Assessed Valuations	
Real Property 1954-1955-1956	\$24,077,505.00
Per Cent of Net Debt	32.12

CURRENT FINANCES DECEMBER 31, 1956

Cash	\$566,934.59
Taxes receivable	169,430.19
Tax title liens	13,615.91
Foreclosed property	110,710.00
Other receivables	125,460.69
State road aid receivable
Emergencies and deferred charges	4,000.00
TOTAL ASSETS	\$990,151.38
Cash liabilities	\$209,248.57
Reserves for receivables	419,216.79
Surplus revenue	361,686.02
TOTAL LIABILITIES AND SURPLUS	\$990,151.38

ATLANTIC TOWNSHIP—MONMOUTH COUNTY

Population Census, 1950—1,814 Land Area 31.60 sq. mi. Net Valuation Taxable \$1,949,475

EXPENDITURES AND RE-REQUIRED PAYMENTS FOR 1956	
General Government	
Administrative and executive	\$13,860.00
Assessment and collection of taxes	3,250.00
Finance Department	725.00
Protection to Persons & Property	
Fire	1,000.00
Police	7,150.00
Other
Streets and Roads	
Repairs and maintenance	21,665.00
Street lighting	400.00
Sanitation	
Street cleaning
Garbage and ash removal
Sewers
Health and Charities	
Health service	650.00
Welfare—public assistance	400.00
Hospitals (aid and maintenance)
Other
Recreation	
Beaches and boardwalks
Parks and playgrounds
Other
Educational	
(Exclusive of school districts)
Unclassified Purposes	
(Including contingent)	200.00
SUB-TOTAL—Municipal functions..	\$49,300.00
Per Capita—Municipal functions	
.....	\$27.18
Capital imp'ts and capital imp't fund	\$11,500.00
Debt Service	
Principal payments
Interest payments
Total
Per Capita Debt Service	
.....
Deferred Charges and Statutory Expenditures	
Emergencies	\$5,000.00
Other deferred chgs.	33,470.17
Total	38,470.17
TOTAL—Municipal expenditures ...	\$99,270.17
Required Payments for Local School, County, and Special District Taxes	
.....	199,971.33
TOTAL EXPENDITURES AND REQUIRED PAYMENTS	\$299,241.50
Reserve for uncollected taxes	\$27,246.61
GRAND TOTAL—Budget	\$326,487.51
RECEIPTS AND REVENUES REALIZED IN 1956 TO MEET EXPENDITURES AND RE-REQUIRED PAYMENTS	
Surplus revenue appropriated ..	\$50,000.00
Miscellaneous revenues realized.	70,237.54
State aid revenues realized	9,349.00
Delinquent taxes including	
liens—1956 collections	13,242.34
Current taxes—1956 collections..	191,388.98
Emergency borrowings
TOTAL RECEIPTS AND REVENUES REALIZED	\$334,217.86

CAPITAL OUTLAY—1956	
Beaches and boardwalks
Buildings and equipment	\$19,465.14
Parks and playgrounds
Sewers
Streets, roads and bridges	14,000.00
Water supply
Other

Tax rate	\$10.57
Local school tax rate	7.36
County tax rate	2.90
Local purpose tax rate	0.31
TAXES	
Local school tax ...	\$143,395.91
County taxes	56,575.42
Special district taxes
Local purpose levy	6,067.18
Total tax levy (tax duplicate) ..	\$206,038.51
Per Capita Total Tax Levy	\$113.58
Current	
1956 taxes levied (total)	\$207,038.75
Collected in 1956	191,388.98
Per cent of levy collected in 1956 ...	92.44
Transferred to liens	89.83
Cancelled, abated or adjusted	703.41
Outstanding December 31, 1956 ..	\$14,856.53
All Prior Years Outstanding	
Balance January 1, 1956	\$14,207.64
Collected in 1956	13,242.34
Balance December 31, 1956	\$414.86
Tax Title Liens Outstanding	
Balance January 1, 1956	\$5,208.50
Redeemed by cash
Balance December 31, 1956	\$5,298.33
Property Acquired by Deed or Foreclosure	
Balance January 1, 1956
Sale for cash
Balance December 31, 1956

CAPITAL DEBT, DECEMBER 31, 1956	
Gross Debt	
School debt	\$483,401.00
Self-liquidating debt.
Other capital debt ..	17,000.00
TOTAL GROSS DEBT	\$500,401.00
Per Capita Gross Debt	\$275.86
Deductions for	
School debt	\$328,684.00
Self-liquidating debt.
Other capital debt
TOTAL DEDUCTIONS	328,684.00
NET DEBT	\$171,717.00
Average Assessed Valuations	
Real Property 1954-1955-1956..	\$1,734,722.00
Per Cent of Net Debt	9.89

CURRENT FINANCES DECEMBER 31, 1956	
Cash	\$204,513.80
Taxes receivable	15,271.39
Tax title liens ..	5,298.33
Foreclosed property
Other receivables	14,000.00
State road aid receivable	11,000.00
Emergencies and deferred charges ..	3,000.00
TOTAL ASSETS	\$253,083.52
Cash liabilities	\$39,126.64
Reserves for receivables	34,569.72
Surplus revenue	179,387.16
TOTAL LIABILITIES AND SURPLUS	\$253,083.52

ATLANTIC CITY—CITY—ATLANTIC COUNTY

Population Census, 1950—61,657 Land Area 11.92 sq. mi. Net Valuation Taxable \$95,531,551

EXPENDITURES AND REQUIRED PAYMENTS FOR 1956

General Government		
Administrative and executive	\$924,804.27	
Assessment and collection of taxes	90,869.70	
Finance Department	69,957.68	
Protection to Persons & Property		
Fire	1,058,509.23	
Police	1,207,192.50	
Other		
Streets and Roads		
Repairs and maintenance	338,255.65	
Street lighting	245,700.00	
Sanitation		
Street cleaning	119,690.22	
Garbage and ash removal	332,992.65	
Sewers		
Health and Charities		
Health service	92,113.26	
Welfare—public assistance	132,234.71	
Hospitals (aid and maintenance)	250,000.00	
Other	10,836.09	
Recreation		
Beaches and boardwalks	184,366.49	
Parks and playgrounds	122,021.16	
Other	138,888.13	
Educational (Exclusive of school districts) ..		77,544.67
Unclassified Purposes (Including contingent)		486,710.52
SUB-TOTAL—Municipal functions..	\$5,882,686.93	

Per Capita—Municipal functions	\$95.41	
Capital imp'ts and capital imp't fund	\$1,154,945.90	
Debt Service		
Principal payments ..	\$998,000.00	
Interest payments ..	411,222.50	
Total	1,409,222.50	
Per Capita Debt Service	\$22.86	
Deferred Charges and Statutory Expenditures		
Emergencies	\$49,000.00	
Other deferred chgs.	871,037.00	
Total	920,037.00	
TOTAL—Municipal expenditures ..	\$9,366,892.33	

Required Payments for Local School, County, and Special District Taxes	3,706,190.77
---	---------------------

TOTAL EXPENDITURES AND REQUIRED PAYMENTS

\$13,073,083.10	
Reserve for uncollected taxes	\$478,597.24
GRAND TOTAL—Budget	\$13,551,680.34

RECEIPTS AND REVENUES REALIZED IN 1956 TO MEET EXPENDITURES AND REQUIRED PAYMENTS

Surplus revenue appropriated ..	\$1,500,000.00
Miscellaneous revenues realized ..	4,208,726.17
State aid revenues realized	33,517.00
Delinquent taxes including	
liens—1956 collections	429,582.23
Current taxes—1956 collections..	7,480,272.15
Emergency borrowings	
TOTAL RECEIPTS AND REVENUES REALIZED	\$13,652,097.55

CAPITAL OUTLAY—1956

Beaches and boardwalks	
Buildings and equipment	
Parks and playgrounds	
Sewers	
Streets, roads and bridges	
Water supply	
Other	

Tax rate	\$8.26
Local school tax rate	1.94
County tax rate	1.93
Local purpose tax rate	4.39

TAXES

Local school tax ...	\$1,860,463.62	
County taxes	1,845,727.15	
Special district taxes		
Local purpose levy	\$3,706,190.77	
Total tax levy (tax duplicate) ..	\$7,904,811.45	
Per Capita Total Tax Levy	\$128.21	

Current

1956 taxes levied (total)	\$7,944,433.87
Collected in 1956	7,480,272.15
Per cent of levy collected in 1956 ...	94.15
Transferred to liens	10,534.55
Cancelled, abated or adjusted	17,146.98
Outstanding December 31, 1956 ..	\$436,480.19

All Prior Years Outstanding

Balance January 1, 1956	\$673,249.12
Collected in 1956	421,554.39
Balance December 31, 1956	\$229,524.82

Tax Title Liens Outstanding

Balance January 1, 1956	\$162,439.22
Redeemed by cash	8,027.84
Balance December 31, 1956	\$167,862.57

Property Acquired by Deed or Foreclosure

Balance January 1, 1956	\$703,267.00
Sale for cash	85,888.30
Balance December 31, 1956	\$672,437.00

CAPITAL DEBT, DECEMBER 31, 1956

Gross Debt

School debt	
Self-liquidating debt.	\$733,000.00
Other capital debt ..	11,404,000.00

TOTAL GROSS DEBT **\$12,137,000.00**

Per Capita Gross Debt **\$196.85**

Deductions for

School debt	
Self-liquidating debt.	\$733,000.00
Other capital debt ..	5,000.00

TOTAL DEDUCTIONS **738,000.00**

NET DEBT **\$11,399,000.00**

Average Assessed Valuations

Real Property 1954-1955-1956..	\$88,601,168.00
Per Cent of Net Debt	12.86

CURRENT FINANCES DECEMBER 31, 1956

Cash	\$2,764,906.23
Taxes receivable	666,005.01
Tax title liens	167,862.57
Foreclosed property	672,437.00
Other receivables	169,274.08
State road aid receivable	148,959.84
Emergencies and deferred charges ..	20,000.00
TOTAL ASSETS	\$4,609,444.73
Cash liabilities	\$1,835,667.94
Reserves for receivables	1,675,578.66
Surplus revenue	1,098,198.13
TOTAL LIABILITIES AND SURPLUS	\$4,609,444.73

ATLANTIC HIGHLANDS BOROUGH—MONMOUTH COUNTY

Population Census, 1950—3,083

Land Area 1.20 sq. mi.

Net Valuation Taxable \$3,242,403

EXPENDITURES AND REQUIRED PAYMENTS FOR 1956	
General Government	
Administrative and executive	\$29,487.50
Assessment and collection of taxes	10,153.41
Finance Department
Protection to Persons & Property	
Fire	8,300.00
Police	37,491.23
Other
Streets and Roads	
Repairs and maintenance	18,150.00
Street lighting	9,241.66
Sanitation	
Street cleaning
Garbage and ash removal	19,134.00
Sewers	8,600.00
Health and Charities	
Health service	4,100.00
Welfare—public assistance	3,200.00
Hospitals (aid and maintenance)
Other
Recreation	
Beaches and boardwalks
Parks and playgrounds
Other	1,750.00
Educational	
(Exclusive of school districts)	3,950.00
Unclassified Purposes	
(Including contingent)	98,847.00
SUB-TOTAL—Municipal functions..	\$252,404.80

Per Capita—Municipal functions	\$81.87
Capital imp'ts and capital imp't fund	\$5,000.00
Debt Service	
Principal payments	\$9,600.00
Interest payments	2,588.75
Total	12,188.75
Per Capita Debt Service	
Deferred Charges and Statutory Expenditures	\$3.95
Emergencies	\$11,226.00
Other deferred chgs.	3,927.71
Total	15,153.71

TOTAL—Municipal expenditures **\$284,747.26**

Required Payments for Local School, County, and Special District Taxes **241,580.75**

TOTAL EXPENDITURES AND REQUIRED PAYMENTS **\$526,328.01**

Reserve for uncollected taxes \$71,464.18

GRAND TOTAL—Budget **\$597,792.19**

RECEIPTS AND REVENUES REALIZED IN 1956 TO MEET EXPENDITURES AND REQUIRED PAYMENTS	
Surplus revenue appropriated	\$58,000.00
Miscellaneous revenues realized.	159,190.50
State aid revenues realized	3,261.50
Delinquent taxes including	
liens—1956 collections	30,973.46
Current taxes—1956 collections..	331,828.15
Emergency borrowings
TOTAL RECEIPTS AND REVENUES REALIZED	\$583,253.61

CAPITAL OUTLAY—1956	
Beaches and boardwalks
Buildings and equipment
Parks and playgrounds
Sewers	\$2,048.73
Streets, roads and bridges	13,905.94
Water supply
Other

Tax rate	\$11.36
Local school tax rate	5.61
County tax rate	1.84
Local purpose tax rate	3.91

TAXES	
Local school tax	\$182,011.45
County taxes	59,569.30
Special district taxes
Local purpose levy	\$241,580.75
Total tax levy (tax duplicate)	\$370,442.19
Per Capita Total Tax Levy	\$120.16

Current	
1956 taxes levied (total)	\$370,442.19
Collected in 1956	331,828.15
Per cent of levy collected in 1956	89.57
Transferred to liens	531.50
Cancelled, abated or adjusted
Outstanding December 31, 1956	\$38,082.54

All Prior Years Outstanding	
Balance January 1, 1956	\$31,175.29
Collected in 1956	30,651.12
Balance December 31, 1956	\$149.00

Tax Title Liens Outstanding	
Balance January 1, 1956	\$5,440.08
Redeemed by cash	322.34
Balance December 31, 1956	\$5,787.16

Property Acquired by Deed or Foreclosure	
Balance January 1, 1956	\$3,296.00
Sale for cash	2,720.00
Balance December 31, 1956	\$2,246.00

CAPITAL DEBT, DECEMBER 31, 1956	
Gross Debt	
School debt	\$45,000.00
Self-liquidating debt.	15,200.00
Other capital debt	106,700.00
TOTAL GROSS DEBT	\$166,900.00
Per Capita Gross Debt	\$54.14

Deductions for	
School debt	\$45,000.00
Self-liquidating debt.	15,200.00
Other capital debt
TOTAL DEDUCTIONS	60,200.00
NET DEBT	\$106,700.00

Average Assessed Valuations	
Real Property 1954-1955-1956..	\$2,922,159.00
Per Cent of Net Debt	3.65

CURRENT FINANCES DECEMBER 31, 1956	
Cash	\$145,297.33
Taxes receivable	38,231.54
Tax title liens	5,787.16
Foreclosed property	2,246.00
Other receivables	37,179.18
State road aid receivable	3,160.00
Emergencies and deferred charges	4,200.00
TOTAL ASSETS	\$236,101.21

Cash liabilities	\$75,748.38
Reserves for receivables	83,443.88
Surplus revenue	76,908.95

TOTAL LIABILITIES AND SURPLUS **\$236,101.21**

AUDUBON BOROUGH—CAMDEN COUNTY

Population Census, 1950—9,531 Land Area 1.52 sq. mi. Net Valuation Taxable \$8,976,435

EXPENDITURES AND REQUIRED PAYMENTS FOR 1956		Tax rate	\$8.22
General Government		Local school tax rate	3.67
Administrative and executive	\$21,444.25	County tax rate	2.24
Assessment and collection of taxes	14,725.75	Local purpose tax rate	2.31
Finance Department	2,650.00		
Protection to Persons & Property		TAXES	
Fire	17,300.00	Local school tax ...	\$329,571.63
Police	77,409.00	County taxes	200,938.49
Other		Special district taxes	
Streets and Roads		Local purpose levy	\$530,510.12
Repairs and maintenance	32,750.00		208,690.51
Street lighting	17,000.00	Total tax levy (tax duplicate) ..	<u>\$739,200.63</u>
Sanitation		Per Capita Total	
Street cleaning	26,600.00	Tax Levy	\$77.56
Garbage and ash removal	24,000.00		
Sewers	31,490.00	Current	
Health and Charities		1956 taxes levied (total)	\$744,452.05
Health service	1,955.00	Collected in 1956	722,172.07
Welfare—public assistance	2,575.00	Per cent of levy col-	
Hospitals (aid and maintenance)		lected in 1956 ...	97.00
Other		Transferred to liens	567.40
Recreation		Cancelled, abated or adjusted	2,571.88
Beaches and boardwalks		Outstanding December 31, 1956 ..	<u>\$19,140.70</u>
Parks and playgrounds	2,200.00		
Other		All Prior Years Outstanding	
Educational		Balance January 1, 1956	\$15,932.57
(Exclusive of school districts) ..	3,780.00	Collected in 1956	15,468.63
Unclassified Purposes		Balance December 31, 1956	<u>\$2,880.51</u>
(Including contingent)	3,150.00		
SUB-TOTAL—Municipal functions..	<u>\$279,029.00</u>	Tax Title Liens Outstanding	
Per Capita—Municipal functions	\$29.28	Balance January 1, 1956	\$3,292.71
Capital imp'ts and capital imp't fund	\$8,175.00	Redeemed by cash	\$95.30
Debt Service		Balance December 31, 1956	<u>\$88.27</u>
Principal payments ..	\$7,000.00		
Interest payments ..	4,960.00	Property Acquired by Deed or Foreclosure	
Total	11,960.00	Balance January 1, 1956	\$295.00
Per Capita Debt Service	\$1.25	Sale for cash	\$95.30
Deferred Charges and Statutory Expenditures		Balance December 31, 1956	<u>\$1,795.00</u>
Emergencies			
Other deferred chgs. ..	\$13,754.70	CAPITAL DEBT, DECEMBER 31, 1956	
Total	13,754.70	Gross Debt	
TOTAL—Municipal expenditures ...	<u>\$312,918.70</u>	School debt	\$787,000.00
		Self-liquidating debt.	
		Other capital debt ..	148,000.00
		TOTAL GROSS DEBT	\$935,000.00
		Per Capita Gross Debt	\$98.10
		Deductions for	
		School debt	\$661,932.00
		Self-liquidating debt.	
		Other capital debt ..	
		TOTAL DEDUCTIONS	661,932.00
		NET DEBT	\$273,068.00
		Average Assessed Valuations	
		Real Property 1954-1955-1956..	\$8,274,145.00
		Per Cent of Net Debt	3.30
		CURRENT FINANCES DECEMBER 31, 1956	
		Cash	\$230,965.00
		Taxes receivable	22,021.21
		Tax title liens	88.27
		Foreclosed property	1,795.00
		Other receivables	
		State road aid receivable	13,350.00
		Emergencies and deferred charges ..	
		TOTAL ASSETS	\$268,219.48
		Cash liabilities	\$33,062.72
		Reserves for receivables	23,904.48
		Surplus revenue	211,252.28
		TOTAL LIABILITIES AND SURPLUS	\$268,219.48
CAPITAL OUTLAY—1956			
Beaches and boardwalks			
Buildings and equipment	\$6,254.73		
Parks and playgrounds			
Sewers			
Streets, roads and bridges	31,132.35		
Water supply			
Other			

AUDUBON PARK BOROUGH—CAMDEN COUNTY

Population Census, 1950—1,859

Land Area 0.15 sq. mi.

Net Valuation Taxable \$908,460

EXPENDITURES AND RE-REQUIRED PAYMENTS FOR 1956

General Government	
Administrative and executive	\$5,275.00
Assessment and collection of taxes ..	310.00
Finance Department	530.00
Protection to Persons & Property	
Fire	3,000.00
Police	14,149.65
Other
Streets and Roads	
Repairs and maintenance	400.00
Street lighting
Sanitation	
Street cleaning
Garbage and ash removal
Sewers
Health and Charities	
Health service	1,380.00
Welfare—public assistance	1,900.00
Hospitals (aid and maintenance)
Other
Recreation	
Beaches and boardwalks
Parks and playgrounds
Other
Educational	
(Exclusive of school districts)
Unclassified Purposes	
(Including contingent)	100.00
SUB-TOTAL—Municipal functions..	\$27,044.65

Per Capita—Municipal functions	\$14.55
Capital imp'ts and capital imp't fund
Debt Service	
Principal payments
Interest payments
Total
Per Capita Debt Service	
Deferred Charges and Statutory Expenditures	
Emergencies
Other deferred chgs. ..	\$1,344.00
Total	\$1,344.00

TOTAL—Municipal expenditures ...	\$28,388.65
Required Payments for Local School, County, and Special District Taxes	
	60,616.17

TOTAL EXPENDITURES AND REQUIRED PAYMENTS

	\$89,004.82
Reserve for uncollected taxes
GRAND TOTAL—Budget	\$89,004.82

RECEIPTS AND REVENUES REALIZED IN 1956 TO MEET EXPENDITURES AND RE-REQUIRED PAYMENTS

Surplus revenue appropriated ..	\$3,300.00
Miscellaneous revenues realized ..	4,349.61
State aid revenues realized	239.76
Delinquent taxes including	
liens—1956 collections
Current taxes—1956 collections ..	\$1,005.17
Emergency borrowings
TOTAL RECEIPTS AND REVENUES REALIZED	\$88,804.54

CAPITAL OUTLAY—1956

Beaches and boardwalks
Buildings and equipment
Parks and playgrounds
Sewers
Streets, roads and bridges
Water supply
Other

Tax rate	\$8.92
Local school tax rate	5.81
County tax rate	0.86
Local purpose tax rate	2.25

TAXES

Local school tax ...	\$52,781.65
County taxes	7,834.52
Special district taxes
Local purpose levy	\$60,616.17
	20,389.00
Total tax levy (tax duplicate) ..	\$81,005.17

Per Capita Total Tax Levy

	\$43.57
Current	
1956 taxes levied (total)	\$81,005.17
Collected in 1956	81,005.17
Per cent of levy collected in 1956 ...	100.00
Transferred to liens
Cancelled, abated or adjusted
Outstanding December 31, 1956

All Prior Years Outstanding

Balance January 1, 1956
Collected in 1956
Balance December 31, 1956

Tax Title Liens Outstanding

Balance January 1, 1956
Redeemed by cash
Balance December 31, 1956

Property Acquired by Deed or Foreclosure

Balance January 1, 1956
Sale for cash
Balance December 31, 1956

CAPITAL DEBT, DECEMBER 31, 1956

Gross Debt	
School debt	\$166,000.00
Self-liquidating debt.
Other capital debt
TOTAL GROSS DEBT	\$166,000.00
Per Capita Gross Debt	\$89.30

Deductions for

School debt	\$54,190.00
Self-liquidating debt.
Other capital debt
TOTAL DEDUCTIONS	54,190.00
NET DEBT	\$111,810.00

Average Assessed Valuations

Real Property 1954-1955-1956 ..	\$903,160.00
Per Cent of Net Debt	12.37

CURRENT FINANCES DECEMBER 31, 1956

Cash	\$37,365.19
Taxes receivable
Tax title liens
Foreclosed property
Other receivables	680.19
State road aid receivable
Emergencies and deferred charges ..	2,388.15
TOTAL ASSETS	\$40,433.53

Cash liabilities	\$2,858.06
Reserves for receivables	680.19
Surplus revenue	36,895.28

TOTAL LIABILITIES AND SURPLUS

	\$40,433.53
--	--------------------

AVALON BOROUGH—CAPE MAY COUNTY

Population Census, 1950—428 Land Area 5.8 sq. mi. Net Valuation Taxable \$3,449,936

EXPENDITURES AND REQUIRED PAYMENTS FOR 1956	
General Government	
Administrative and executive	\$31,987.75
Assessment and collection of taxes	10,251.10
Finance Department
Protection to Persons & Property	
Fire	11,153.00
Police	54,094.85
Other
Streets and Roads	
Repairs and maintenance	48,235.00
Street lighting	8,160.00
Sanitation	
Street cleaning
Garbage and ash removal	10,100.00
Sewers	7,711.00
Health and Charities	
Health service	430.00
Welfare—public assistance	260.00
Hospitals (aid and maintenance)
Other
Recreation	
Beaches and boardwalks	11,600.00
Parks and playgrounds	4,700.00
Other
Educational	
(Exclusive of school districts) ..	1,050.00
Unclassified Purposes	
(Including contingent)
SUB-TOTAL—Municipal functions..	\$199,732.70
Per Capita—Municipal functions ...	
Capital imp'ts and capital imp't fund	\$466.67
Debt Service	
Principal payments ..	\$18,000.00
Interest payments ..	11,528.50
Total	\$29,528.50
Per Capita Debt Service	
	\$68.99
Deferred Charges and Statutory Expenditures	
Emergencies	\$12,050.00
Other deferred chgs.	26,908.08
Total	38,958.08
TOTAL—Municipal expenditures ..	\$268,219.28
Required Payments for Local School, County, and Special District Taxes	
	67,422.87
TOTAL EXPENDITURES AND REQUIRED PAYMENTS	\$335,642.15
Reserve for uncollected taxes	\$37,076.92
GRAND TOTAL—Budget	\$372,719.07
RECEIPTS AND REVENUES REALIZED IN 1956 TO MEET EXPENDITURES AND REQUIRED PAYMENTS	
Surplus revenue appropriated ..	\$60,000.00
Miscellaneous revenues realized.	120,795.68
State aid revenues realized	5,130.00
Delinquent taxes including	
liens—1956 collections	17,689.92
Current taxes—1956 collections..	236,998.49
Emergency borrowings
TOTAL RECEIPTS AND REVENUES REALIZED	\$440,614.09

CAPITAL OUTLAY—1956

Beaches and boardwalks
Buildings and equipment
Parks and playgrounds
Sewers
Streets, roads and bridges
Water supply	\$327.30
Other

Tax rate	\$7.16
Local school tax rate	0.64
County tax rate	1.32
Local purpose tax rate	5.20
TAXES	
Local school tax ...	\$21,979.66
County taxes	45,443.21
Special district taxes
Local purpose levy	\$67,422.87
	179,400.00
Total tax levy (tax duplicate) ..	\$246,822.87
Per Capita Total Tax Levy	
	\$576.69
Current	
1956 taxes levied (total)	\$251,012.11
Collected in 1956	236,998.49
Per cent of levy collected in 1956 ...	94.41
Transferred to liens
Cancelled, abated or adjusted
Outstanding December 31, 1956 ..	\$14,013.62
All Prior Years Outstanding	
Balance January 1, 1956	\$20,105.60
Collected in 1956	14,840.76
Balance December 31, 1956	\$5,264.84
Tax Title Liens Outstanding	
Balance January 1, 1956	\$55,683.82
Redeemed by cash	2,849.16
Balance December 31, 1956	\$52,834.66
Property Acquired by Deed or Foreclosure	
Balance January 1, 1956	\$563,602.72
Sale for cash	75,982.00
Balance December 31, 1956	\$487,620.72

CAPITAL DEBT, DECEMBER 31, 1956

Gross Debt	
School debt
Self-liquidating debt.	\$96,000.00
Other capital debt ..	367,300.00
TOTAL GROSS DEBT	\$463,300.00
Per Capita Gross Debt	
	\$1,082.48
Deductions for	
School debt
Self-liquidating debt.
Other capital debt
TOTAL DEDUCTIONS
NET DEBT	\$463,300.00

Average Assessed Valuations	
Real Property 1954-1955-1956..	\$3,093,168.00
Per Cent of Net Debt	14.97

CURRENT FINANCES DECEMBER 31, 1956

Cash	\$223,078.66
Taxes receivable	19,278.46
Tax title liens	52,834.66
Foreclosed property	487,620.72
Other receivables	22,081.54
State road aid receivable	10,703.38
Emergencies and deferred charges ..	14,466.37
TOTAL ASSETS	\$830,063.79
Cash liabilities	\$32,728.38
Reserves for receivables	581,815.38
Surplus revenue	215,520.03
TOTAL LIABILITIES AND SURPLUS	\$830,063.79

AVON-BY-THE-SEA BOROUGH—MONMOUTH COUNTY

Population Census, 1950—1,650

Land Area 0.40 sq. mi.

Net Valuation Taxable \$3,120,487

EXPENDITURES AND REQUIRED PAYMENTS FOR 1956	
General Government	
Administrative and executive	\$40,208.48
Assessment and collection of taxes	5,182.00
Finance Department	
Protection to Persons & Property	
Fire	5,117.00
Police	52,683.00
Other	
Streets and Roads	
Repairs and maintenance	26,560.00
Street lighting	8,400.00
Sanitation	
Street cleaning	
Garbage and ash removal	15,470.00
Sewers	5,100.00
Health and Charities	
Health service	300.00
Welfare—public assistance	475.00
Hospitals (aid and maintenance)	
Other	150.00
Recreation	
Beaches and boardwalks	21,050.00
Parks and playgrounds	500.00
Other	
Educational	
(Exclusive of school districts) ..	6,400.00
Unclassified Purposes	
(Including contingent)	800.00
SUB-TOTAL—Municipal functions..	\$188,395.48
Per Capita—Municipal functions	
Capital imp'ts and capital imp't fund	\$114.18
Debt Service	12,315.00
Principal payments ..	\$19,500.00
Interest payments ..	5,673.25
Total	25,173.25
Per Capita Debt Service	
Deferred Charges and Statutory Expenditures	\$15.26
Emergencies	
Other deferred chgs. ..	\$12,335.53
Total	12,335.53
TOTAL—Municipal expenditures ...	\$238,219.26
Required Payments for Local School, County, and Special District Taxes	
	147,052.44
TOTAL EXPENDITURES AND REQUIRED PAYMENTS	\$385,271.70
Reserve for uncollected taxes	\$29,270.74
GRAND TOTAL—Budget	\$414,542.44

RECEIPTS AND REVENUES REALIZED IN 1956 TO MEET EXPENDITURES AND REQUIRED PAYMENTS	
Surplus revenue appropriated ..	\$83,000.00
Miscellaneous revenues realized ..	111,687.59
State aid revenues realized	2,090.00
Delinquent taxes including	
Liens—1956 collections	15,015.46
Current taxes—1956 collections ..	249,059.52
Emergency borrowings	
TOTAL RECEIPTS AND REVENUES REALIZED	\$460,852.57
CAPITAL OUTLAY—1956	
Beaches and boardwalks	
Buildings and equipment	
Parks and playgrounds	
Sewers	\$88,937.04
Streets, roads and bridges	
Water supply	
Other	

Tax rate	\$8.51
Local school tax rate	2.79
County tax rate	1.93
Local purpose tax rate	3.79

TAXES	
Local school tax ...	\$86,910.30
County taxes	60,142.14
Special district taxes	
Local purpose levy	\$147,052.44
	118,400.00
Total tax levy (tax duplicate) ..	\$265,452.44

Per Capita Total Tax Levy		\$160.88
Current		
1956 taxes levied (total)		\$265,452.44
Collected in 1956		249,059.52
Per cent of levy collected in 1956 ...	93.82	
Transferred to liens		
Cancelled, abated or adjusted ..		
Outstanding December 31, 1956 ..		\$16,392.92

All Prior Years Outstanding	
Balance January 1, 1956	\$18,981.25
Collected in 1956	15,015.46
Balance December 31, 1956	\$3,965.79

Tax Title Liens Outstanding	
Balance January 1, 1956	
Redeemed by cash	
Balance December 31, 1956	

Property Acquired by Deed or Foreclosure	
Balance January 1, 1956	\$4,605.00
Sale for cash	
Balance December 31, 1956	\$4,605.00

CAPITAL DEBT, DECEMBER 31, 1956

Gross Debt	
School debt	\$26,000.00
Self-liquidating debt ..	19,500.00
Other capital debt ..	370,000.00
TOTAL GROSS DEBT	\$415,500.00
Per Capita Gross Debt	\$251.82

Deductions for	
School debt	\$26,000.00
Self-liquidating debt ..	19,500.00
Other capital debt ..	
TOTAL DEDUCTIONS	\$45,500.00
NET DEBT	\$370,000.00

Average Assessed Valuations	
Real Property 1954-1955-1956 ..	\$2,927,003.00
Per Cent of Net Debt	12.64

CURRENT FINANCES DECEMBER 31, 1956

Cash	\$209,260.66
Taxes receivable	20,358.71
Tax title liens	
Foreclosed property	4,605.00
Other receivables	144.03
State road aid receivable	1,160.84
Emergencies and deferred charges ..	
TOTAL ASSETS	\$235,529.24

Cash liabilities	\$48,545.96
Reserves for receivables	25,107.74
Surplus revenue	161,875.54

TOTAL LIABILITIES AND SURPLUS	\$235,529.24
--	---------------------

BARNEGAT LIGHT BOROUGH—OCEAN COUNTY

Population Census, 1950—227

Land Area 0.62 sq. mi.

Net Valuation Taxable \$719,520

EXPENDITURES AND REQUIRED PAYMENTS FOR 1956

General Government	
Administrative and executive	\$8,000.00
Assessment and collection of taxes	4,450.00
Finance Department
Protection to Persons & Property	
Fire	4,025.00
Police	7,900.00
Other
Streets and Roads	
Repairs and maintenance	14,717.78
Street lighting	2,200.00
Sanitation	
Street cleaning
Garbage and ash removal	3,500.00
Sewers
Health and Charities	
Health service	200.00
Welfare—public assistance
Hospitals (aid and maintenance)
Other
Recreation	
Beaches and boardwalks	3,500.00
Parks and playgrounds	1,900.00
Other
Educational	
(Exclusive of school districts)
Unclassified Purposes	
(Including contingent)	100.00
SUB-TOTAL—Municipal functions..	\$50,492.78

Per Capita—Municipal functions	\$222.44
Capital imp'ts and capital imp't fund	\$1,500.00
Debt Service	
Principal payments ..	\$1,000.00
Interest payments ..	150.00

Total	1,150.00
Per Capita Debt Service	
	\$5.07
Deferred Charges and Statutory Expenditures	
Emergencies
Other deferred chgs.	\$947.32
Total	947.32

TOTAL—Municipal expenditures ..	\$54,090.10
--	--------------------

Required Payments for Local School, County, and Special District Taxes	25,666.23
---	------------------

TOTAL EXPENDITURES AND REQUIRED PAYMENTS	\$79,756.33
---	--------------------

Reserve for uncollected taxes	\$5,910.66
GRAND TOTAL—Budget	\$85,666.99

RECEIPTS AND REVENUES REALIZED IN 1956 TO MEET EXPENDITURES AND REQUIRED PAYMENTS

Surplus revenue appropriated ..	\$15,000.00
Miscellaneous revenues realized.	9,301.42
State aid revenues realized	2,626.00
Delinquent taxes including	
Liens—1956 collections	3,231.86
Current taxes—1956 collections..	54,830.07
Emergency borrowings
TOTAL RECEIPTS AND REVENUES REALIZED	\$84,989.35

CAPITAL OUTLAY—1956

Beaches and boardwalks
Buildings and equipment
Parks and playgrounds
Sewers
Streets, roads and bridges
Water supply	\$2,629.02
Other

Tax rate	\$8.82
Local school tax rate	1.48
County tax rate	2.09
Local purpose tax rate	5.25

TAXES

Local school tax ...	\$10,633.34	
County taxes	15,032.89	
Special district taxes	
Local purpose levy	\$25,666.23
		37,793.12
Total tax levy (tax duplicate) ..		\$63,459.35

Per Capita Total Tax Levy	\$279.56
--	-----------------

Current	
1956 taxes levied (total)	\$64,375.55
Collected in 1956	54,830.07
Per cent of levy collected in 1956 ...	85.17
Transferred to liens
Cancelled, abated or adjusted	26.46
Outstanding December 31, 1956 ..	\$9,519.02

All Prior Years Outstanding	
Balance January 1, 1956	\$3,465.40
Collected in 1956	3,231.86
Balance December 31, 1956	\$202.68

Tax Title Liens Outstanding	
Balance January 1, 1956	\$95.34
Redeemed by cash
Balance December 31, 1956	\$121.80

Property Acquired by Deed or Foreclosure	
Balance January 1, 1956	\$1,547.00
Sale for cash
Balance December 31, 1956	\$1,547.00

CAPITAL DEBT, DECEMBER 31, 1956

Gross Debt	
School debt	\$69,065.00
Self-liquidating debt.	35,000.00
Other capital debt ..	1,500.00
TOTAL GROSS DEBT	\$105,565.00
Per Capita Gross Debt	
	\$465.04

Deductions for	
School debt	\$69,065.00
Self-liquidating debt.	35,000.00
Other capital debt
TOTAL DEDUCTIONS	104,065.00
NET DEBT	\$1,500.00

Average Assessed Valuations	
Real Property 1954-1955-1956..	\$494,400.00
Per Cent of Net Debt	0.30

CURRENT FINANCES DECEMBER 31, 1956

Cash	\$35,177.37
Taxes receivable	9,721.70
Tax title liens	121.80
Foreclosed property	1,547.00
Other receivables	2,633.97
State road aid receivable
Emergencies and deferred charges ..	44.99
TOTAL ASSETS	\$49,246.83

Cash liabilities	\$6,582.84
Reserves for receivables	14,024.47
Surplus revenue	28,639.52

TOTAL LIABILITIES AND SURPLUS	\$49,246.83
--	--------------------

BARRINGTON BOROUGH—CAMDEN COUNTY

Population Census, 1950—2,651

Land Area 1.66 sq. mi.

Net Valuation Taxable \$4,494,669

EXPENDITURES AND REQUIRED PAYMENTS FOR 1956

General Government	
Administrative and executive	\$22,883.28
Assessment and collection of taxes	3,835.00
Finance Department	856.00
Protection to Persons & Property	
Fire	8,443.17
Police	36,174.25
Other
Streets and Roads	
Repairs and maintenance	34,205.91
Street lighting	11,575.00
Sanitation	
Street cleaning
Garbage and ash removal	14,085.00
Sewers	27,554.00
Health and Charities	
Health service	1,515.00
Welfare—public assistance	1,075.00
Hospitals (aid and maintenance)
Other
Recreation	
Beaches and boardwalks
Parks and playgrounds	2,130.00
Other
Educational	
(Exclusive of school districts) ..	100.00
Unclassified Purposes	
(Including contingent)	900.00
SUB-TOTAL—Municipal functions..	\$165,331.61

Per Capita—Municipal functions	\$62.37
Capital imp'ts and capital imp't fund	\$40,370.00
Debt Service	
Principal payments ..	\$7,000.00
Interest payments ..	9,150.00
Total	16,150.00
Per Capita Debt Service	\$6.09
Deferred Charges and Statutory Expenditures	
Emergencies	\$9,500.00
Other deferred chgs.	6,089.58
Total	15,589.58
TOTAL—Municipal expenditures ...	\$237,441.19

Required Payments for Local School, County, and Special District Taxes	311,697.46
---	-------------------

TOTAL EXPENDITURES AND REQUIRED PAYMENTS	\$549,138.65
Reserve for uncollected taxes	\$23,712.05
GRAND TOTAL—Budget	\$572,850.70

RECEIPTS AND REVENUES REALIZED IN 1956 TO MEET EXPENDITURES AND REQUIRED PAYMENTS	
Surplus revenue appropriated ..	\$70,000.00
Miscellaneous revenues realized ..	82,171.80
State aid revenues realized	17,645.27
Delinquent taxes including
liens—1956 collections	6,453.24
Current taxes—1956 collections ..	397,700.33
Emergency borrowings
TOTAL RECEIPTS AND REVENUES REALIZED	\$573,970.64

CAPITAL OUTLAY—1956

Beaches and boardwalks
Buildings and equipment
Parks and playgrounds
Sewers	\$10,513.64
Streets, roads and bridges
Water supply
Other

Tax rate	\$9.02
Local school tax rate	4.18
County tax rate	2.75
Local purpose tax rate	2.09

TAXES

Local school tax ...	\$187,930.51	
County taxes	123,766.95	
Special district taxes	
Local purpose levy	\$311,697.46
		93,643.05
Total tax levy (tax duplicate) ..		\$405,340.51

Per Capita Total Tax Levy	\$152.90
--	-----------------

Current

1956 taxes levied (total)	\$413,855.71
Collected in 1956	397,700.33
Per cent of levy collected in 1956 ..	96.09
Transferred to liens
Cancelled, abated or adjusted	1,610.07
Outstanding December 31, 1956 ..	\$14,545.31

All Prior Years Outstanding

Balance January 1, 1956	\$9,723.77
Collected in 1956	6,453.24
Balance December 31, 1956	\$3,270.53

Tax Title Liens Outstanding

Balance January 1, 1956
Redeemed by cash
Balance December 31, 1956

Property Acquired by Deed or Foreclosure

Balance January 1, 1956	\$5,282.00
Sale for cash
Balance December 31, 1956	\$5,282.00

CAPITAL DEBT, DECEMBER 31, 1956

Gross Debt	
School debt	\$295,000.00
Self-liquidating debt
Other capital debt ..	176,000.00
TOTAL GROSS DEBT	\$471,000.00
Per Capita Gross Debt	\$177.67

Deductions for

School debt	\$249,706.00
Self-liquidating debt
Other capital debt
TOTAL DEDUCTIONS	249,706.00
NET DEBT	\$221,294.00

Average Assessed Valuations

Real Property 1954-1955-1956 ..	\$4,161,766.00
Per Cent of Net Debt	5.31

CURRENT FINANCES DECEMBER 31, 1956

Cash	\$89,393.49
Taxes receivable	17,815.84
Tax title liens
Foreclosed property	4,972.00
Other receivables	3,467.63
State road aid receivable	14,400.00
Emergencies and deferred charges ..	5,523.92
TOTAL ASSETS	\$135,572.88

Cash liabilities	\$36,499.33
Reserves for receivables	26,255.47
Surplus revenue	72,818.08
TOTAL LIABILITIES AND SURPLUS	\$135,572.88

BASS RIVER TOWNSHIP—BURLINGTON COUNTY

Population Census, 1950—688 Land Area 79.65 sq. mi. Net Valuation Taxable \$541,626

EXPENDITURES AND REQUIRED PAYMENTS FOR 1956	
General Government	
Administrative and executive	\$2,747.75
Assessment and collection of taxes	2,100.00
Finance Department	600.00
Protection to Persons & Property	
Fire	1,800.00
Police	275.00
Other
Streets and Roads	
Repairs and maintenance	7,150.84
Street lighting	2,400.00
Sanitation	
Street cleaning
Garbage and ash removal
Sewers
Health and Charities	
Health service	50.00
Welfare—public assistance	2,000.00
Hospitals (aid and maintenance)
Other
Recreation	
Beaches and boardwalks
Parks and playgrounds
Other
Educational	
(Exclusive of school districts)
Unclassified Purposes	
(Including contingent)	100.00
SUB-TOTAL—Municipal functions..	\$19,223.59
Per Capita—Municipal functions	
Capital imp'ts and capital imp't fund	\$27.94
Debt Service	\$10,999.86
Principal payments
Interest payments
Total
Per Capita Debt Service	
Deferred Charges and Statutory Expenditures	
Emergencies
Other deferred chgs.	\$154.96
Total	154.96
TOTAL—Municipal expenditures ...	\$30,378.41
Required Payments for Local School, County, and Special District Taxes	
	35,249.09
TOTAL EXPENDITURES AND REQUIRED PAYMENTS	\$65,627.50
Reserve for uncollected taxes	\$10,375.00
GRAND TOTAL—Budget	\$76,002.50
RECEIPTS AND REVENUES REALIZED IN 1956 TO MEET EXPENDITURES AND REQUIRED PAYMENTS	
Surplus revenue appropriated ..	\$6,392.55
Miscellaneous revenues realized ..	15,007.96
State aid revenues realized	10,461.00
Delinquent taxes including	
Liens—1956 collections	9,653.81
Current taxes—1956 collections..	33,291.23
Emergency borrowings
TOTAL RECEIPTS AND REVENUES REALIZED	\$74,806.55

Tax rate	\$7.34
Local school tax rate	4.38
County tax rate	2.13
Local purpose tax rate	0.83
TAXES	
Local school tax ...	\$23,718.31
County taxes	11,530.78
Special district taxes
Local purpose levy	\$35,249.09
	4,500.00
Total tax levy (tax duplicate) ..	\$39,749.09
Per Capita Total Tax Levy	\$57.77
Current	
1956 taxes levied (total)	\$39,773.58
Collected in 1956	33,291.23
Per cent of levy collected in 1956 ...	83.70
Transferred to liens	414.72
Cancelled, abated or adjusted	201.86
Outstanding December 31, 1956 ..	\$5,865.77
All Prior Years Outstanding	
Balance January 1, 1956	\$8,890.27
Collected in 1956	8,644.82
Balance December 31, 1956	\$51.38
Tax Title Liens Outstanding	
Balance January 1, 1956	\$2,056.88
Redeemed by cash	1,008.99
Balance December 31, 1956	\$1,462.61
Property Acquired by Deed or Foreclosure	
Balance January 1, 1956
Sale for cash
Balance December 31, 1956

CAPITAL DEBT, DECEMBER 31, 1956	
Gross Debt	
School debt
Self-liquidating debt.
Other capital debt
TOTAL GROSS DEBT
Per Capita Gross Debt	
Deductions for	
School debt
Self-liquidating debt.
Other capital debt
TOTAL DEDUCTIONS
NET DEBT
Average Assessed Valuations	
Real Property 1954-1955-1956..	\$516,822.00
Per Cent of Net Debt

CURRENT FINANCES DECEMBER 31, 1956	
Cash	\$30,609.48
Taxes receivable	5,917.15
Tax title liens	1,462.61
Foreclosed property
Other receivables
State road aid receivable	4,453.43
Emergencies and deferred charges ..	2,000.00
TOTAL ASSETS	\$44,442.67
Cash liabilities	\$11,431.24
Reserves for receivables	7,379.76
Surplus revenue	25,631.67
TOTAL LIABILITIES AND SURPLUS	\$44,442.67

CAPITAL OUTLAY—1956	
Beaches and boardwalks
Buildings and equipment
Parks and playgrounds
Sewers
Streets, roads and bridges
Water supply
Other

BAY HEAD BOROUGH—OCEAN COUNTY

Population Census, 1950—808

Land Area 0.65 sq. mi.

Net Valuation Taxable \$2,313,680

EXPENDITURES AND REQUIRED PAYMENTS FOR 1956

General Government		
Administrative and executive	\$13,600.00	
Assessment and collection of taxes	3,800.00	
Finance Department		
Protection to Persons & Property		
Fire	4,700.00	
Police	25,520.00	
Other		
Streets and Roads		
Repairs and maintenance	8,750.00	
Street lighting	3,200.00	
Sanitation		
Street cleaning		
Garbage and ash removal	12,000.00	
Sewers	11,300.00	
Health and Charities		
Health service	200.00	
Welfare—public assistance	600.00	
Hospitals (aid and maintenance) ..		
Other	700.00	
Recreation		
Beaches and boardwalks	700.00	
Parks and playgrounds	500.00	
Other		
Educational		
(Exclusive of school districts) ..	450.00	
Unclassified Purposes		
(Including contingent)	4,000.00	
SUB-TOTAL—Municipal functions..	\$90,020.00	

Per Capita—Municipal functions ...	\$111.41	
Capital imp'ts and capital imp't fund	\$5,000.00	
Debt Service		
Principal payments .	\$7,000.00	
Interest payments ..	4,012.50	
Total	11,012.50	
Per Capita Debt Service	\$13.63	
Deferred Charges and Statutory Expenditures		
Emergencies		
Other deferred chgs.	\$2,300.00	
Total	2,300.00	
TOTAL—Municipal expenditures ...	\$108,332.50	

Required Payments for Local School, County, and Special District Taxes	94,210.63
---	------------------

TOTAL EXPENDITURES AND REQUIRED PAYMENTS	\$202,543.13
Reserve for uncollected taxes	\$21,098.50
GRAND TOTAL—Budget	\$223,641.63

RECEIPTS AND REVENUES REALIZED IN 1956 TO MEET EXPENDITURES AND REQUIRED PAYMENTS	
Surplus revenue appropriated ..	\$41,000.00
Miscellaneous revenues realized.	24,764.14
State aid revenues realized	1,531.00
Delinquent taxes including	
liens—1956 collections	9,719.02
Current taxes—1956 collections..	157,750.92
Emergency borrowings	
TOTAL RECEIPTS AND REVENUES REALIZED	\$234,765.08

CAPITAL OUTLAY—1956

Beaches and boardwalks	
Buildings and equipment	
Parks and playgrounds	
Sewers	
Streets, roads and bridges	\$3,054.44
Water supply	
Other	

Tax rate	\$7.13
Local school tax rate	2.16
County tax rate	1.91
Local purpose tax rate	3.06

TAXES

Local school tax ...	\$50,047.59	
County taxes	44,163.04	
Special district taxes		
Local purpose levy	70,600.00	
Total tax levy (tax duplicate) ..	\$164,810.63	

Per Capita Total Tax Levy	\$203.97
--	-----------------

Current	
1956 taxes levied (total)	\$165,929.63
Collected in 1956	157,750.92
Per cent of levy collected in 1956 ...	95.07
Transferred to liens	
Cancelled, abated or adjusted	
Outstanding December 31, 1956 ..	\$8,178.71

All Prior Years Outstanding	
Balance January 1, 1956	\$9,838.97
Collected in 1956	9,719.02
Balance December 31, 1956	\$119.95

Tax Title Liens Outstanding	
Balance January 1, 1956	\$120.81
Redeemed by cash	
Balance December 31, 1956	\$120.81

Property Acquired by Deed or Foreclosure	
Balance January 1, 1956	
Sale for cash	
Balance December 31, 1956	

CAPITAL DEBT, DECEMBER 31, 1956

Gross Debt	
School debt	\$21,000.00
Self-liquidating debt.	
Other capital debt ..	157,000.00
TOTAL GROSS DEBT	\$178,000.00
Per Capita Gross Debt	\$220.30

Deductions for	
School debt	\$21,000.00
Self-liquidating debt.	
Other capital debt ..	
TOTAL DEDUCTIONS	21,000.00
NET DEBT	\$157,000.00

Average Assessed Valuations	
Real Property 1954-1955-1956..	\$2,114,602.00
Per Cent of Net Debt	7.42

CURRENT FINANCES DECEMBER 31, 1956

Cash	\$109,985.57
Taxes receivable	8,298.66
Tax title liens	120.81
Foreclosed property	
Other receivables	
State road aid receivable	
Emergencies and deferred charges ..	
TOTAL ASSETS	\$118,405.04

Cash liabilities	\$35,913.63
Reserves for receivables	8,419.47
Surplus revenue	74,071.94

TOTAL LIABILITIES AND SURPLUS	\$118,405.04
--	---------------------

BAYONNE CITY—HUDSON COUNTY

Population Census, 1950—77,203 Land Area 4.3 sq. mi. Net Valuation Taxable \$149,289,225

EXPENDITURES AND REQUIRED PAYMENTS FOR 1956	
General Government	
Administrative and executive	\$632,989.00
Assessment and collection of taxes	158,130.00
Finance Department	61,043.52
Protection to Persons & Property	
Fire	884,500.00
Police	1,173,161.24
Other	54,860.00
Streets and Roads	
Repairs and maintenance	213,900.00
Street lighting	86,000.00
Sanitation	
Street cleaning	144,000.00
Garbage and ash removal	301,000.00
Sewers	72,200.00
Health and Charities	
Health service	216,220.00
Welfare—public assistance	150,765.00
Hospitals (aid and maintenance)	159,301.40
Other
Recreation	
Beaches and boardwalks
Parks and playgrounds	279,970.84
Other
Educational	
(Exclusive of school districts) ..	142,500.00
Unclassified Purposes	
(Including contingent)	47,657.08
SUB-TOTAL—Municipal functions..	\$4,778,198.08

Per Capita—Municipal functions	\$61.89
Capital imp'ts and capital imp't fund	\$154,000.00
Debt Service	
Principal payments ..	\$933,000.00
Interest payments ..	202,180.50
Total	*1,135,180.50
Per Capita Debt Service	\$14.70
Deferred Charges and Statutory Expenditures	
Emergencies	\$48,720.00
Other deferred chgs	952,414.58
Total	1,001,134.58
TOTAL—Municipal expenditures ..	\$7,068,513.16

Required Payments for Local School, County, and Special District Taxes	5,888,212.93
TOTAL EXPENDITURES AND REQUIRED PAYMENTS	\$12,956,726.09
Reserve for uncollected taxes	\$843,245.42
GRAND TOTAL—Budget	\$13,799,971.51

RECEIPTS AND REVENUES REALIZED IN 1956 TO MEET EXPENDITURES AND REQUIRED PAYMENTS	
Surplus revenue appropriated ..	\$900,000.00
Miscellaneous revenues realized ..	1,067,187.54
State aid revenues realized	85,093.88
Delinquent taxes including
Liens—1956 collections	288,167.02
Current taxes—1956 collections ..	11,344,507.04
Emergency borrowings
TOTAL RECEIPTS AND REVENUES REALIZED	\$13,684,955.48

CAPITAL OUTLAY—1956	
Beaches and boardwalks
Buildings and equipment	\$59,383.98
Parks and playgrounds
Sewers
Streets, roads and bridges
Water supply
Other

Tax rate	\$7.96
Local school tax rate	2.27
County tax rate	1.80
Local purpose tax rate	3.89

TAXES	
Local school tax ..	\$3,393,638.90
County taxes	2,693,671.53
Special district taxes
Local purpose levy	\$6,087,310.43
Total tax levy (tax duplicate) ..	\$11,887,060.51
Per Capita Total Tax Levy	\$153.97

Current	
1956 taxes levied (total)	\$11,902,348.54
Collected in 1956	11,344,507.04
Per cent of levy collected in 1956 ..	95.31
Transferred to liens	75,801.61
Cancelled, abated or adjusted	164,264.13
Outstanding December 31, 1956 ..	\$317,775.76

All Prior Years Outstanding	
Balance January 1, 1956	\$632,852.16
Collected in 1956	281,885.72
Balance December 31, 1956	\$54,601.25

Tax Title Liens Outstanding	
Balance January 1, 1956	\$68,061.07
Redeemed by cash	6,281.30
Balance December 31, 1956	\$454,537.87

Property Acquired by Deed or Foreclosure	
Balance January 1, 1956	\$12,983,578.00
Sale for cash	83,257.16
Balance December 31, 1956	\$12,606,778.00

CAPITAL DEBT, DECEMBER 31, 1956	
Gross Debt	
School debt	\$925,000.00
Self-liquidating debt ..	10,508,000.00
Other capital debt ..	4,225,734.00
TOTAL GROSS DEBT	\$15,658,734.00
Per Capita Gross Debt	\$202.83

Deductions from	
School debt	\$925,000.00
Self-liquidating debt ..	8,451,756.00
Other capital debt ..	835,000.00
TOTAL DEDUCTIONS	10,211,756.00
NET DEBT	\$5,446,978.00

Average Assessed Valuations	
Real Property 1954-1955-1956 ..	\$122,316,752.00
Per Cent of Net Debt	4.45

CURRENT FINANCES DECEMBER 31, 1956	
Cash	\$1,832,758.92
Taxes receivable	372,377.01
Tax title liens	454,537.87
Foreclosed property	12,606,778.00
Other receivables	32,687.01
State road aid receivable	14,192.63
Emergencies and deferred charges ..	126,500.00
TOTAL ASSETS	\$15,439,831.44
Cash liabilities	\$730,564.84
Reserves for receivables	13,466,379.89
Surplus revenue	1,242,886.71
TOTAL LIABILITIES AND SURPLUS	\$15,439,831.44

* Includes \$199,097.50 Chapter VI School Debt Service.

BEACH HAVEN BOROUGH—OCEAN COUNTY

Population Census, 1950—1,050

Land Area 1.0 sq. mi.

Net Valuation Taxable \$3,611,290

EXPENDITURES AND REQUIRED PAYMENTS FOR 1956

General Government		
Administrative and executive	\$42,200.00	
Assessment and collection of taxes	11,100.00	
Finance Department	1,400.00	
Protection to Persons & Property		
Fire	10,450.00	
Police	41,055.00	
Other	
Streets and Roads		
Repairs and maintenance	35,550.00	
Street lighting	16,000.00	
Sanitation		
Street cleaning	
Garbage and ash removal	20,988.00	
Sewers	
Health and Charities		
Health service	625.00	
Welfare—public assistance	250.00	
Hospitals (aid and maintenance)	
Other	2,312.00	
Recreation		
Beaches and boardwalks	2,300.00	
Parks and playgrounds	6,100.00	
Other	
Educational		
(Exclusive of school districts)	5,000.00	
Unclassified Purposes		
(Including contingent)	1,400.00	
SUB-TOTAL—Municipal functions..	\$196,730.00	

Per Capita—Municipal functions		\$187.36
Capital imp'ts and capital imp't fund	\$27,000.00	
Debt Service		
Principal payments	\$6,300.00	
Interest payments	2,045.00	
Total	8,345.00	
Per Capita Debt Service		\$7.95
Deferred Charges and Statutory Expenditures		
Emergencies	\$12,835.00	
Other deferred chgs.	2,569.00	
Total	15,404.00	
TOTAL—Municipal expenditures	\$247,479.00	

Required Payments for Local School, County, and Special District Taxes	119,437.30
---	-------------------

TOTAL EXPENDITURES AND REQUIRED PAYMENTS	\$366,916.30
Reserve for uncollected taxes	\$39,122.00
GRAND TOTAL—Budget	\$406,038.30

RECEIPTS AND REVENUES REALIZED IN 1956 TO MEET EXPENDITURES AND REQUIRED PAYMENTS

Surplus revenue appropriated	\$76,848.00
Miscellaneous revenues realized	60,827.59
State aid revenues realized	14,423.00
Delinquent taxes including	
liens—1956 collections	15,528.82
Current taxes—1956 collections..	268,285.63
Emergency borrowings
TOTAL RECEIPTS AND REVENUES REALIZED	\$435,913.04

CAPITAL OUTLAY—1956

Beaches and boardwalks	\$13,380.51
Buildings and equipment	752.87
Parks and playgrounds
Sewers
Streets, roads and bridges
Water supply	3,598.50
Other

Tax rate	\$7.63
Local school tax rate	1.91
County tax rate	1.39
Local purpose tax rate	4.33

TAXES

Local school tax	\$69,070.47	
County taxes	50,366.83	
Special district taxes	
Local purpose levy	\$119,437.30	
	157,330.00	
Total tax levy (tax duplicate)	\$276,767.30	

Per Capita Total Tax Levy	\$263.59
--	-----------------

Current

1956 taxes levied (total)	\$282,663.32
Collected in 1956	268,285.63
Per cent of levy collected in 1956	94.91
Transferred to liens	481.85
Cancelled, abated or adjusted	579.50
Outstanding December 31, 1956	\$13,316.34

All Prior Years Outstanding

Balance January 1, 1956	\$14,908.43
Collected in 1956	14,891.99
Balance December 31, 1956	\$4.66

Tax Title Liens Outstanding

Balance January 1, 1956	\$7,433.47
Redeemed by cash	636.83
Balance December 31, 1956	\$595.77

Property Acquired by Deed or Foreclosure

Balance January 1, 1956	\$32,620.00
Sale for cash	15,600.00
Balance December 31, 1956	\$34,260.00

CAPITAL DEBT, DECEMBER 31, 1956

Gross Debt	
School debt	\$346,241.00
Self-liquidating debt.	16,000.00
Other capital debt	60,600.00
TOTAL GROSS DEBT	\$422,841.00
Per Capita Gross Debt	
	\$402.71

Deductions for

School debt	\$346,241.00
Self-liquidating debt.	16,000.00
Other capital debt
TOTAL DEDUCTIONS	362,241.00
NET DEBT	\$60,600.00

Average Assessed Valuations

Real Property 1954-1955-1956..	\$3,270,501.00
Per Cent of Net Debt	1.85

CURRENT FINANCES DECEMBER 31, 1956

Cash	\$153,983.69
Taxes receivable	13,321.00
Tax title liens	595.77
Foreclosed property	34,260.00
Other receivables	13,562.64
State road aid receivable	13,549.99
Emergencies and deferred charges
TOTAL ASSETS	\$229,273.09

Cash liabilities	\$53,661.41
Reserves for receivables	61,739.41
Surplus revenue	113,872.27
TOTAL LIABILITIES AND SURPLUS	\$229,273.09

BEACHWOOD BOROUGH—OCEAN COUNTY

Population Census, 1950—1,251

Land Area 2.8 sq. mi.

Net Valuation Taxable \$1,517,975

EXPENDITURES AND REQUIRED PAYMENTS FOR 1956

General Government	
Administrative and executive	\$16,050.00
Assessment and collection of taxes	5,350.00
Finance Department	1,000.00
Protection to Persons & Property	
Fire	3,600.00
Police	14,775.00
Other
Streets and Roads	
Repairs and maintenance	13,340.00
Street lighting	5,300.00
Sanitation	
Street cleaning
Garbage and ash removal	6,700.00
Sewers
Health and Charities	
Health service	50.00
Welfare—public assistance	250.00
Hospitals (aid and maintenance)
Other
Recreation	
Beaches and boardwalks	400.00
Parks and playgrounds
Other
Educational	
(Exclusive of school districts) ..	1,000.00
Unclassified Purposes	
(Including contingent)	300.00
SUB-TOTAL—Municipal functions..	\$68,115.00

Per Capita—Municipal functions		\$54.45	
Capital imp'ts and capital imp't fund	\$11,800.00		
Debt Service			
Principal payments ..	\$4,500.00		
Interest payments ..	1,651.25		
Total	6,151.25		
Per Capita Debt Service			\$4.92
Deferred Charges and Statutory Expenditures			
Emergencies	\$4,100.00		
Other deferred chgs.	640.00		
Total	4,740.00		

TOTAL—Municipal expenditures ...	\$90,806.25
---	--------------------

Required Payments for Local School, County, and Special District Taxes	105,483.29
---	-------------------

TOTAL EXPENDITURES AND REQUIRED PAYMENTS	\$196,289.54
---	---------------------

Reserve for uncollected taxes	\$26,600.00
GRAND TOTAL—Budget	\$222,889.54

RECEIPTS AND REVENUES REALIZED IN 1956 TO MEET EXPENDITURES AND REQUIRED PAYMENTS

Surplus revenue appropriated ..	\$40,656.25
Miscellaneous revenues realized ..	55,474.92
State aid revenues realized	10,583.00
Delinquent taxes including	
Liens—1956 collections	11,609.38
Current taxes—1956 collections..	129,859.63
Emergency borrowings
TOTAL RECEIPTS AND REVENUES REALIZED	\$248,183.18

CAPITAL OUTLAY—1956

Beaches and boardwalks	\$3,943.82
Buildings and equipment	3,547.54
Parks and playgrounds
Sewers
Streets, roads and bridges
Water supply	35,733.77
Other

Tax rate	\$9.57
Local school tax rate	4.80
County tax rate	2.15
Local purpose tax rate	2.62

TAXES

Local school tax ...	\$72,887.00	
County taxes	32,596.29	
Special district taxes	
Local purpose levy	39,650.00	
Total tax levy (tax duplicate) ..	\$145,133.29	

Per Capita Total Tax Levy	\$116.01
--	-----------------

Current

1956 taxes levied (total)	\$147,413.64
Collected in 1956	129,859.63
Per cent or levy collected in 1956 ...	88.09
Transferred to liens
Cancelled, abated or adjusted ..	650.76
Outstanding December 31, 1956 ..	\$16,903.25

All Prior Years Outstanding

Balance January 1, 1956	\$70,991.92
Collected in 1956	10,147.96
Balance December 31, 1956	\$60,826.46

Tax Title Liens Outstanding

Balance January 1, 1956	\$32,016.10
Redeemed by cash	1,461.42
Balance December 31, 1956	\$30,554.68

Property Acquired by Deed or Foreclosure

Balance January 1, 1956	\$12,342.00
Sale for cash	30,160.00
Balance December 31, 1956	\$12,342.00

CAPITAL DEBT, DECEMBER 31, 1956
Gross Debt

School debt	\$177,304.00
Self-liquidating debt ..	61,000.00
Other capital debt ..	67,000.00

TOTAL GROSS DEBT \$305,304.00
Per Capita Gross Debt \$244.05
Deductions for

School debt	\$119,350.00
Self-liquidating debt ..	61,000.00
Other capital debt

TOTAL DEDUCTIONS 180,350.00
NET DEBT \$124,954.00
Average Assessed Valuations

Real Property 1954-1955-1956..	\$1,491,877.00
Per Cent of Net Debt	8.37

CURRENT FINANCES DECEMBER 31, 1956

Cash	\$105,648.43
Taxes receivable	77,729.71
Tax title liens	30,554.68
Foreclosed property	12,342.00
Other receivables	4,087.94
State road aid receivable	13,018.54
Emergencies and deferred charges
TOTAL ASSETS	\$243,381.30

Cash liabilities	\$42,395.24
Reserves for receivables	124,714.33
Surplus revenue	76,271.73

TOTAL LIABILITIES AND SURPLUS \$243,381.30

BEDMINSTER TOWNSHIP—SOMERSET COUNTY

Population Census, 1950—1,613

Land Area 23.7 sq. mi.

Net Valuation Taxable \$4,117,795

EXPENDITURES AND REQUIRED PAYMENTS FOR 1956

General Government	
Administrative and executive	\$18,181.00
Assessment and collection of taxes	3,846.00
Finance Department	1,779.00
Protection to Persons & Property	
Fire	6,000.00
Police	16,075.00
Other
Streets and Roads	
Repairs and maintenance	42,050.00
Street lighting	2,300.00
Sanitation	
Street cleaning
Garbage and ash removal	150.00
Sewers
Health and Charities	
Health service	1,400.00
Welfare—public assistance	3,200.00
Hospitals (aid and maintenance)	1,200.00
Other
Recreation	
Beaches and boardwalks
Parks and playgrounds
Other
Educational	
(Exclusive of school districts)
Unclassified Purposes	
(Including contingent)	100.00
SUB-TOTAL—Municipal functions..	\$96,281.00

Per Capita—Municipal functions	\$59.69
Capital imp'ts and capital imp't fund	\$11,069.00
Debt Service	
Principal payments
Interest payments

Total
Per Capita Debt Service	
Deferred Charges and Statutory Expenditures
Emergencies
Other deferred chgs.	\$2,000.00
Total	2,000.00

TOTAL—Municipal expenditures ... \$109,350.00

Required Payments for Local School, County, and Special District Taxes	195,626.25
---	-------------------

TOTAL EXPENDITURES AND REQUIRED PAYMENTS \$304,976.25

Reserve for uncollected taxes \$41,051.36

GRAND TOTAL—Budget \$346,027.61

RECEIPTS AND REVENUES REALIZED IN 1956 TO MEET EXPENDITURES AND REQUIRED PAYMENTS

Surplus revenue appropriated ..	\$42,000.00
Miscellaneous revenues realized..	20,975.98
State aid revenues realized	11,594.00
Delinquent taxes including	
liens—1956 collections	10,335.91
Current taxes—1956 collections..	259,335.81
Emergency borrowings

TOTAL RECEIPTS AND REVENUES REALIZED \$344,241.70

CAPITAL OUTLAY—1956

Beaches and boardwalks
Buildings and equipment
Parks and playgrounds
Sewers
Streets, roads and bridges
Water supply
Other

Tax rate	\$6.63
Local school tax rate	3.64
County tax rate	1.11
Local purpose tax rate	1.88

TAXES

Local school tax ...	\$150,000.00	
County taxes	45,626.25	
Special district taxes	
Local purpose levy	\$195,626.25
		77,301.36
Total tax levy (tax duplicate) ..		\$272,927.61

Per Capita Total Tax Levy \$169.20

Current

1956 taxes levied (total)	\$274,669.47
Collected in 1956	259,335.81
Per cent of levy collected in 1956 ...	94.41
Transferred to liens
Cancelled, abated or adjusted	679.96
Outstanding December 31, 1956 ..	\$14,653.70

All Prior Years Outstanding

Balance January 1, 1956	\$13,682.55
Collected in 1956	10,335.91
Balance December 31, 1956	\$3,713.89

Tax Title Liens Outstanding

Balance January 1, 1956
Redeemed by cash
Balance December 31, 1956

Property Acquired by Deed or Foreclosure

Balance January 1, 1956
Sale for cash
Balance December 31, 1956

CAPITAL DEBT, DECEMBER 31, 1956

Gross Debt	
School debt	\$295,000.00
Self-liquidating debt.
Other capital debt
TOTAL GROSS DEBT	\$295,000.00
Per Capita Gross Debt	\$182.89

Deductions for

School debt	\$221,087.00
Self-liquidating debt.
Other capital debt

TOTAL DEDUCTIONS 221,087.00

NET DEBT \$73,913.00

Average Assessed Valuations

Real Property 1954-1955-1956..	\$3,684,786.00
Per Cent of Net Debt	2.00

CURRENT FINANCES DECEMBER 31, 1956

Cash	\$152,526.67
Taxes receivable	18,367.59
Tax title liens
Foreclosed property
Other receivables	357.35
State road aid receivable
Emergencies and deferred charges

TOTAL ASSETS \$171,251.61

Cash liabilities	\$20,660.72
Reserves for receivables	18,724.94
Surplus revenue	131,865.95

TOTAL LIABILITIES AND SURPLUS \$171,251.61

BELLEVILLE TOWN—ESSEX COUNTY

Population Census, 1950—32,019

Land Area 3.30 sq. mi.

Net Valuation Taxable \$51,607,452

**EXPENDITURES AND RE-
QUIRED PAYMENTS FOR 1956**

General Government	
Administrative and executive	\$132,108.23
Assessment and collection of taxes	42,455.69
Finance Department	23,751.98
Protection to Persons & Property	
Fire	282,140.00
Police	363,454.24
Other	31,501.44
Streets and Roads	
Repairs and maintenance	118,189.92
Street lighting	36,139.32
Sanitation	
Street cleaning
Garbage and ash removal	125,950.00
Sewers	78,341.10
Health and Charities	
Health service	50,155.01
Welfare—public assistance	20,320.00
Hospitals (aid and maintenance)	10,000.00
Other
Recreation	
Beaches and boardwalks
Parks and playgrounds	88,910.00
Other
Educational	
(Exclusive of school districts) ..	36,870.00
Unclassified Purposes	
(Including contingent)	67,347.91
SUB-TOTAL—Municipal functions..	\$1,507,634.84

Per Capita—Municipal functions		\$47.09
Capital imp'ts and capital imp't fund	\$5,000.00	
Debt Service		
Principal payments ..	\$210,000.00	
Interest payments ..	30,500.00	
Total	240,500.00	
Per Capita Debt Service		\$7.51
Deferred Charges and Statutory Expenditures		
Emergencies	\$8,200.00	
Other deferred chgs.	132,216.08	
Total	140,416.08	
TOTAL—Municipal expenditures ...	\$1,893,550.92	

Required Payments for Local School, County, and Special District Taxes	2,421,252.33
---	---------------------

TOTAL EXPENDITURES AND REQUIRED PAYMENTS	\$4,314,803.25
Reserve for uncollected taxes	\$349,929.57
GRAND TOTAL—Budget	\$4,664,732.82

**RECEIPTS AND REVENUES
REALIZED IN 1956 TO MEET
EXPENDITURES AND RE-
QUIRED PAYMENTS**

Surplus revenue appropriated ..	\$235,000.00
Miscellaneous revenues realized ..	388,982.45
State aid revenues realized	20,631.57
Delinquent taxes including	
liens—1956 collections	81,006.90
Current taxes—1956 collections..	3,943,196.02
Emergency borrowings
TOTAL RECEIPTS AND REVENUES REALIZED	\$4,668,816.94

CAPITAL OUTLAY—1956

Beaches and boardwalks
Buildings and equipment	\$47,672.51
Parks and playgrounds
Sewers	9,307.76
Streets, roads and bridges	12,205.36
Water supply	8,995.01
Other

Tax rate	\$7.81
Local school tax rate	3.15
County tax rate	1.54
Local purpose tax rate	3.12

TAXES

Local school tax ...	\$1,625,705.59
County taxes	795,546.74
Special district taxes
Local purpose levy	\$2,421,252.33
Total tax levy (tax duplicate) ..	\$4,031,935.37

Per Capita Total Tax Levy	\$125.92
--	-----------------

Current	
1956 taxes levied (total)	\$4,065,746.20
Collected in 1956	3,943,196.02
Per cent of levy col- lected in 1956 ..	96.98
Transferred to liens	1,224.41
Cancelled, abated or adjusted	6,872.80
Outstanding December 31, 1956 ..	\$114,452.97

All Prior Years Outstanding	
Balance January 1, 1956	\$214,007.61
Collected in 1956	77,370.08
Balance December 31, 1956	\$129,337.71

Tax Title Liens Outstanding	
Balance January 1, 1956	\$7,694.08
Redeemed by cash	3,636.82
Balance December 31, 1956	\$5,878.65

Property Acquired by Deed or Foreclosure	
Balance January 1, 1956	\$80,600.00
Sale for cash	20,434.00
Balance December 31, 1956	\$75,500.00

CAPITAL DEBT, DECEMBER 31, 1956

Gross Debt	
School debt	\$1,112,000.00
Self-liquidating debt.	263,660.00
Other capital debt ..	1,153,729.00

TOTAL GROSS DEBT	\$2,531,389.00
Per Capita Gross Debt	\$79.06

Deductions for	
School debt	\$1,112,000.00
Self-liquidating debt.	263,660.00
Other capital debt

TOTAL DEDUCTIONS	1,375,660.00
NET DEBT	\$1,155,729.00

Average Assessed Valuations	
Real Property 1954-1955-1956..	\$44,955,952.00
Per Cent of Net Debt	2.57

CURRENT FINANCES DECEMBER 31, 1956

Cash	\$1,257,944.70
Taxes receivable	243,790.68
Tax title liens	5,878.65
Foreclosed property	75,500.00
Other receivables	5,672.60
State road aid receivable	28,495.22
Emergencies and deferred charges ..	17,999.21
TOTAL ASSETS	\$1,635,281.06

Cash liabilities	\$668,906.06
Reserves for receivables	330,841.93
Surplus revenue	635,533.07

TOTAL LIABILITIES AND SURPLUS	\$1,635,281.06
--	-----------------------

BELLMAWR BOROUGH—CAMDEN COUNTY

Population Census, 1950—5,213 Land Area 3.02 sq. mi. Net Valuation Taxable \$5,494,873

EXPENDITURES AND REQUIRED PAYMENTS FOR 1956	
General Government	
Administrative and executive	\$33,152.01
Assessment and collection of taxes	8,772.30
Finance Department	2,850.00
Protection to Persons & Property	
Fire	13,559.45
Police	53,109.75
Other
Streets and Roads	
Repairs and maintenance	53,976.67
Street lighting	12,609.13
Sanitation	
Street cleaning
Garbage and ash removal	3,400.00
Sewers
Health and Charities	
Health service	5,691.36
Welfare—public assistance	4,150.00
Hospitals (aid and maintenance)
Other
Recreation	
Beaches and boardwalks
Parks and playgrounds	8,000.00
Other
Educational	
(Exclusive of school districts)
Unclassified Purposes	
(Including contingent)
SUB-TOTAL—Municipal functions..	\$199,270.67
Per Capita—Municipal functions	
Capital imp'ts and capital imp't fund	\$14,000.00
Debt Service	
Principal payments	\$15,000.00
Interest payments	5,000.20
Total	20,000.20
Per Capita Debt Service	
Deferred Charges and Statutory Expenditures	\$3.84
Emergencies	\$7,100.00
Other deferred chgs.	5,067.55
Total	12,167.55
TOTAL—Municipal expenditures	\$245,438.42
Required Payments for Local School, County, and Special District Taxes	
	335,068.76
TOTAL EXPENDITURES AND REQUIRED PAYMENTS	\$580,507.18
Reserve for uncollected taxes	\$39,507.45
GRAND TOTAL—Budget	\$620,014.63
RECEIPTS AND REVENUES REALIZED IN 1956 TO MEET EXPENDITURES AND REQUIRED PAYMENTS	
Surplus revenue appropriated	\$73,000.00
Miscellaneous revenues realized	104,796.90
State aid revenues realized	4,393.78
Delinquent taxes including	
liens—1956 collections	6,373.82
Current taxes—1956 collections..	437,912.16
Emergency borrowings
TOTAL RECEIPTS AND REVENUES REALIZED	\$626,476.66
CAPITAL OUTLAY—1956	
Beaches and boardwalks
Buildings and equipment
Parks and playgrounds
Sewers	\$450.00
Streets, roads and bridges	49,895.78
Water supply	55,421.12
Other

Tax rate	\$8.24
Local school tax rate	3.62
County tax rate	2.47
Local purpose tax rate	2.15
TAXES	
Local school tax	\$199,130.66
County taxes	135,938.10
Special district taxes
Local purpose levy	\$335,068.76
	117,500.00
Total tax levy (tax duplicate)	\$452,568.76
Per Capita Total Tax Levy	
	\$86.82
Current	
1956 taxes levied (total)	\$458,139.41
Collected in 1956	437,912.16
Per cent of levy collected in 1956	95.58
Transferred to liens
Cancelled, abated or adjusted
Outstanding December 31, 1956	\$20,227.25
All Prior Years Outstanding	
Balance January 1, 1956	\$13,826.14
Collected in 1956	6,241.29
Balance December 31, 1956	\$7,584.85
Tax Title Liens Outstanding	
Balance January 1, 1956	\$377.20
Redeemed by cash	132.53
Balance December 31, 1956	\$244.67
Property Acquired by Deed or Foreclosure	
Balance January 1, 1956	\$19,222.00
Sale for cash	21,291.38
Balance December 31, 1956	\$2,930.62

CAPITAL DEBT, DECEMBER 31, 1956	
Gross Debt	
School debt	\$1,019,470.00
Self-liquidating debt.	241,000.00
Other capital debt	182,650.00
TOTAL GROSS DEBT	\$1,443,120.00
Per Capita Gross Debt	
	\$276.83
Deductions for	
School debt	\$1,019,470.00
Self-liquidating debt.	241,000.00
Other capital debt
TOTAL DEDUCTIONS	1,260,470.00
NET DEBT	\$182,650.00
Average Assessed Valuations	
Real Property 1954-1955-1956..	\$4,910,915.00
Per Cent of Net Debt	3.71

CURRENT FINANCES DECEMBER 31, 1956	
Cash	\$153,490.57
Taxes receivable	27,812.10
Tax title liens	244.67
Foreclosed property	2,930.62
Other receivables	19,665.61
State road aid receivable
Emergencies and deferred charges	23,019.16
TOTAL ASSETS	\$227,162.73
Cash liabilities	\$29,531.90
Reserves for receivables	50,653.00
Surplus revenue	146,977.83
TOTAL LIABILITIES AND SURPLUS	\$227,162.73

BELMAR BOROUGH—MONMOUTH COUNTY

Population Census, 1950—4,636

Land Area 0.90 sq. mi.

Net Valuation Taxable \$7,854,884

EXPENDITURES AND REQUIRED PAYMENTS FOR 1956

General Government	
Administrative and executive	\$77,799.22
Assessment and collection of taxes	22,224.36
Finance Department
Protection to Persons & Property	
Fire	13,110.00
Police	131,467.31
Other
Streets and Roads	
Repairs and maintenance	80,066.57
Street lighting	18,166.02
Sanitation	
Street cleaning
Garbage and ash removal	36,000.00
Sewers
Health and Charities	
Health service	3,348.50
Welfare—public assistance	4,339.95
Hospitals (aid and maintenance)	500.00
Other
Recreation	
Beaches and boardwalks	61,281.78
Parks and playgrounds	12,479.44
Other
Educational	
(Exclusive of school districts) ..	6,250.00
Unclassified Purposes	
(Including contingent)	8,600.00
SUB-TOTAL—Municipal functions..	\$475,633.15

Per Capita—Municipal functions	\$102.60
Capital imp'ts and capital imp't fund	\$22,966.25
Debt Service	
Principal payments .	\$20,000.00
Interest payments ..	10,367.50
Total	30,367.50
Per Capita Debt Service	\$6.55
Deferred Charges and Statutory Expenditures	
Emergencies
Other deferred chgs.	\$45,882.88
Total	45,882.88
TOTAL—Municipal expenditures ...	\$574,849.78

Required Payments for Local School, County, and Special District Taxes	315,547.76
---	-------------------

TOTAL EXPENDITURES AND REQUIRED PAYMENTS	\$890,397.54
Reserve for uncollected taxes	\$61,793.50
GRAND TOTAL—Budget	\$952,371.04

RECEIPTS AND REVENUES REALIZED IN 1956 TO MEET EXPENDITURES AND REQUIRED PAYMENTS	
Surplus revenue appropriated ..	\$100,000.00
Miscellaneous revenues realized.	317,890.71
State aid revenues realized	10,842.00
Delinquent taxes including
liens—1956 collections	40,284.49
Current taxes—1956 collections ..	517,157.29
Emergency borrowings

TOTAL RECEIPTS AND REVENUES REALIZED	\$986,174.49
---	---------------------

CAPITAL OUTLAY—1956	
Beaches and boardwalks
Buildings and equipment	\$26,221.30
Parks and playgrounds
Sewers	117,057.71
Streets, roads and bridges
Water supply
Other

Tax rate	\$7.06
Local school tax rate	2.39
County tax rate	1.63
Local purpose tax rate	3.04

TAXES	
Local school tax ...	\$187,381.68
County taxes	128,166.08
Special district taxes
Local purpose levy	\$315,547.76
.....	240,600.00
Total tax levy (tax duplicate) ..	\$556,147.76

Per Capita Total Tax Levy	\$119.96
--	-----------------

Current	
1956 taxes levied (total)	\$557,359.23
Collected in 1956	517,157.29
Per cent of levy col-lected in 1956 ...	92.78
Transferred to liens	415.95
Cancelled, abated or adjusted	1,339.50
Outstanding December 31, 1956 ..	\$38,446.49

All Prior Years Outstanding	
Balance January 1, 1956	\$46,984.42
Collected in 1956	40,254.60
Balance December 31, 1956	\$6,716.70

Tax Title Liens Outstanding	
Balance January 1, 1956	\$9,204.07
Redeemed by cash	29.89
Balance December 31, 1956	\$9,610.61

Property Acquired by Deed or Foreclosure	
Balance January 1, 1956
Sale for cash
Balance December 31, 1956

CAPITAL DEBT, DECEMBER 31, 1956	
Gross Debt	
School debt	\$154,000.00
Self-liquidating debt.	211,000.00
Other capital debt ..	291,500.00
TOTAL GROSS DEBT	\$656,500.00
Per Capita Gross Debt	\$141.61

Deductions for	
School debt	\$154,000.00
Self-liquidating debt.	211,000.00
Other capital debt
TOTAL DEDUCTIONS	365,000.00
NET DEBT	\$291,500.00

Average Assessed Valuations	
Real Property 1954-1955-1956 ..	\$7,278,484.00
Per Cent of Net Debt	4.00

CURRENT FINANCES DECEMBER 31, 1956	
Cash	\$300,701.76
Taxes receivable	45,163.19
Tax title liens	9,610.61
Foreclosed property
Other receivables	10,067.45
State road aid receivable	9,000.00
Emergencies and deferred charges ..	10,543.28
TOTAL ASSETS	\$385,086.29

Cash liabilities	\$136,244.94
Reserves for receivables	64,841.25
Surplus revenue	184,000.10
TOTAL LIABILITIES AND SURPLUS	\$385,086.29

BELVIDERE TOWN—WARREN COUNTY

Population Census, 1950—2,406 Land Area 1.3 sq. mi. Net Valuation Taxable \$2,590,653

EXPENDITURES AND REQUIRED PAYMENTS FOR 1956	
General Government	
Administrative and executive	\$11,547.56
Assessment and collection of taxes	2,156.96
Finance Department	450.00
Protection to Persons & Property	
Fire	7,407.41
Police	11,236.12
Other
Streets and Roads	
Repairs and maintenance	22,542.21
Street lighting	4,288.96
Sanitation	
Street cleaning
Garbage and ash removal
Sewers
Health and Charities	
Health service	1,905.40
Welfare—public assistance	610.00
Hospitals (aid and maintenance)
Other
Recreation	
Beaches and boardwalks
Parks and playgrounds	300.00
Other
Educational	
(Exclusive of school districts) ..	955.00
Unclassified Purposes	
(Including contingent)	375.00
SUB-TOTAL—Municipal functions..	\$63,774.62
Per Capita—Municipal functions	
Capital imp'ts and capital imp't fund	\$26.51
Debt Service	\$11,000.00
Principal payments
Interest payments ..	\$150.00
Total	150.00
Per Capita Debt Service	
Deferred Charges and Statutory Expenditures	\$0.06
Emergencies	\$3,000.00
Other deferred chgs.	1,381.84
Total	4,381.84
TOTAL—Municipal expenditures ...	\$79,306.46
Required Payments for Local School, County, and Special District Taxes	
TOTAL EXPENDITURES AND REQUIRED PAYMENTS	\$197,583.27
Reserve for uncollected taxes	\$23,710.44
GRAND TOTAL—Budget	\$221,293.71
RECEIPTS AND REVENUES REALIZED IN 1956 TO MEET EXPENDITURES AND REQUIRED PAYMENTS	
Surplus revenue appropriated ..	\$14,000.00
Miscellaneous revenues realized.	9,104.14
State aid revenues realized	10,569.00
Delinquent taxes including	
Liens—1956 collections	13,046.63
Current taxes—1956 collections..	157,593.03
Emergency borrowings
TOTAL RECEIPTS AND REVENUES REALIZED	\$204,312.80

CAPITAL OUTLAY—1956

Beaches and boardwalks
Buildings and equipment
Parks and playgrounds
Sewers
Streets, roads and bridges
Water supply
Other

Tax rate	\$6.35
Local school tax rate	3.36
County tax rate	1.20
Local purpose tax rate	1.79

TAXES

Local school tax ...	\$87,129.59	
County taxes	31,147.22	
Special district taxes	
		\$118,276.81
Local purpose levy	47,463.28
Total tax levy (tax duplicate)	\$165,740.09
Per Capita Total Tax Levy		
		\$68.89

Current	
1956 taxes levied (total)	\$171,708.32
Collected in 1956	157,755.00
Per cent of levy collected in 1956 ...	91.87
Transferred to liens
Cancelled, abated or adjusted	839.79
Outstanding December 31, 1956 ..	\$13,113.53

All Prior Years Outstanding	
Balance January 1, 1956	\$17,526.80
Collected in 1956	13,046.63
Balance December 31, 1956	\$4,324.59

Tax Title Liens Outstanding	
Balance January 1, 1956	\$758.64
Redeemed by cash
Balance December 31, 1956	\$758.64

Property Acquired by Deed or Foreclosure	
Balance January 1, 1956
Sale for cash
Balance December 31, 1956

CAPITAL DEBT, DECEMBER 31, 1956

Gross Debt	
School debt	\$743,000.00
Self-liquidating debt.
Other capital debt ..	6,088.00
TOTAL GROSS DEBT	\$749,088.00
Per Capita Gross Debt	\$311.34

Deductions for	
School debt	\$183,560.00
Self-liquidating debt.
Other capital debt ..	559.00
TOTAL DEDUCTIONS	184,119.00
NET DEBT	\$564,969.00

Average Assessed Valuations	
Real Property 1954-1955-1956..	\$2,294,505.00
Per Cent of Net Debt	24.62

CURRENT FINANCES DECEMBER 31, 1956

Cash	\$45,167.18
Taxes receivable	17,438.12
Tax title liens	758.64
Foreclosed property
Other receivables	42.84
State road aid receivable	14,721.00
Emergencies and deferred charges ..	7,198.27
TOTAL ASSETS	\$85,326.05
Cash liabilities	\$28,021.51
Reserves for receivables	18,239.60
Surplus revenue	39,064.94

TOTAL LIABILITIES AND SURPLUS	\$85,326.05
--	--------------------

BERGENFIELD BOROUGH—BERGEN COUNTY

Population Census, 1950—17,647

Land Area 3.0 sq. mi.

Net Valuation Taxable \$21,770,070

EXPENDITURES AND REQUIRED PAYMENTS FOR 1956

General Government	
Administrative and executive	\$78,678.15
Assessment and collection of taxes	30,071.62
Finance Department	3,800.00
Protection to Persons & Property	
Fire	74,860.00
Police	176,225.00
Other	6,750.00
Streets and Roads	
Repairs and maintenance	91,284.59
Street lighting	22,350.00
Sanitation	
Street cleaning
Garbage and ash removal	71,120.00
Sewers	36,630.00
Health and Charities	
Health service	13,530.00
Welfare—public assistance	3,525.00
Hospitals (aid and maintenance)
Other
Recreation	
Beaches and boardwalks
Parks and playgrounds	26,340.41
Other
Educational	
(Exclusive of school districts)	26,660.00
Unclassified Purposes	
(Including contingent)	13,080.00
SUB-TOTAL—Municipal functions	\$674,904.77

Per Capita—Municipal functions	
Capital imp'ts and capital imp't fund	\$38.24
Debt Service	
Principal payments	\$91,500.00
Interest payments	19,827.00
Total	111,327.00
Per Capita Debt Service	
	\$6.31
Deferred Charges and Statutory Expenditures	
Emergencies
Other deferred chgs.	\$36,336.23
Total	36,336.23

TOTAL—Municipal expenditures	\$921,068.00
---	---------------------

Required Payments for Local School, County, and Special District Taxes	1,297,349.79
---	---------------------

TOTAL EXPENDITURES AND REQUIRED PAYMENTS	\$2,218,417.79
Reserve for uncollected taxes	\$147,933.97
GRAND TOTAL—Budget	\$2,366,351.76

RECEIPTS AND REVENUES REALIZED IN 1956 TO MEET EXPENDITURES AND REQUIRED PAYMENTS	
Surplus revenue appropriated	\$325,000.00
Miscellaneous revenues realized	325,459.29
State aid revenues realized	11,787.00
Delinquent taxes including	
liens—1956 collections	32,594.97
Current taxes—1956 collections	1,824,443.49
Emergency borrowings
TOTAL RECEIPTS AND REVENUES REALIZED	\$2,519,284.75

CAPITAL OUTLAY—1956

Beaches and boardwalks
Buildings and equipment	\$108,957.90
Parks and playgrounds
Sewers
Streets, roads and bridges	222,379.24
Water supply
Other	22,849.48

Tax rate	\$8.35
Local school tax rate	4.79
County tax rate	1.17
Local purpose tax rate	2.39

TAXES

Local school tax	\$1,043,388.74
County taxes	253,961.05
Special district taxes
Local purpose levy	\$1,297,349.79
	522,024.97
Total tax levy (tax duplicate)	\$1,819,374.76
Per Capita Total Tax Levy	
	\$103.10

Current	
1956 taxes levied (total)	\$1,860,328.07
Collected in 1956	1,824,443.49
Per cent of levy collected in 1956	98.07
Transferred to liens	6,486.20
Cancelled, abated or adjusted	5,308.28
Outstanding December 31, 1956	\$24,090.10

All Prior Years Outstanding	
Balance January 1, 1956	\$28,005.99
Collected in 1956	27,613.12
Balance December 31, 1956	\$31.96

Tax Title Liens Outstanding	
Balance January 1, 1956	\$90,126.76
Redeemed by cash	4,981.85
Balance December 31, 1956	\$78,220.41

Property Acquired by Deed or Foreclosure	
Balance January 1, 1956	\$208,007.00
Sale for cash	108,701.00
Balance December 31, 1956	\$203,528.88

CAPITAL DEBT, DECEMBER 31, 1956

Gross Debt	
School debt	\$1,958,500.00
Self-liquidating debt
Other capital debt	698,350.00
TOTAL GROSS DEBT	\$2,656,850.00
Per Capita Gross Debt	\$150.56

Deductions for	
School debt	\$1,638,404.00
Self-liquidating debt
Other capital debt	1,500.00
TOTAL DEDUCTIONS	1,639,904.00
NET DEBT	\$1,016,946.00

Average Assessed Valuations	
Real Property 1954-1955-1956	\$20,480,048.00
Per Cent of Net Debt	4.96

CURRENT FINANCES DECEMBER 31, 1956

Cash	\$533,625.42
Taxes receivable	24,122.06
Tax title liens	78,220.41
Foreclosed property	203,528.88
Other receivables	938.68
State road aid receivable
Emergencies and deferred charges	5,750.00
TOTAL ASSETS	\$846,185.45

Cash liabilities	\$36,040.69
Reserves for receivables	306,810.03
Surplus revenue	503,334.73
TOTAL LIABILITIES AND SURPLUS	\$846,185.45

BERKELEY TOWNSHIP—OCEAN COUNTY

Population Census, 1950—1,550 Land Area 37.56 sq. mi. Net Valuation Taxable \$2,518,669

EXPENDITURES AND RE-REQUIRED PAYMENTS FOR 1956	
General Government	
Administrative and executive	\$15,400.00
Assessment and collection of taxes	14,500.00
Finance Department	1,050.00
Protection to Persons & Property	
Fire	3,000.00
Police	11,675.00
Other
Streets and Roads	
Repairs and maintenance	22,130.00
Street lighting	8,000.00
Sanitation	
Street cleaning
Garbage and ash removal	7,900.00
Sewers
Health and Charities	
Health service	250.00
Welfare—public assistance	1,900.00
Hospitals (aid and maintenance)
Other	4,500.00
Recreation	
Benches and boardwalks
Parks and playgrounds
Other
Educational	
(Exclusive of school districts)
Unclassified Purposes	
(Including contingent)	12,950.00
SUB-TOTAL—Municipal functions..	\$103,255.00

Per Capita—Municipal functions	\$66.62
Capital imp'ts and capital imp't fund	\$1,500.00
Debt Service	
Principal payments
Interest payments
Total
Per Capita Debt Service	
Deferred Charges and Statutory Expenditures	
Emergencies
Other deferred chgs.	\$4,752.00
Total	4,752.00
TOTAL—Municipal expenditures ...	\$109,507.00

Required Payments for Local School, County, and Special District Taxes	228,481.76
TOTAL EXPENDITURES AND REQUIRED PAYMENTS	\$337,988.76
Reserve for uncollected taxes	\$51,568.61
GRAND TOTAL—Budget	\$389,557.37

RECEIPTS AND REVENUES REALIZED IN 1956 TO MEET EXPENDITURES AND RE-REQUIRED PAYMENTS	
Surplus revenue appropriated ..	\$50,000.00
Miscellaneous revenues realized ..	78,929.77
State aid revenues realized	5,487.00
Delinquent taxes including	
liens—1956 collections	19,024.70
Current taxes—1956 collections ..	217,172.30
Emergency borrowings
TOTAL RECEIPTS AND REVENUES REALIZED	\$370,613.77

CAPITAL OUTLAY—1956	
Beaches and boardwalks
Buildings and equipment
Parks and playgrounds
Sewers
Streets, roads and bridges	\$15,477.17
Water supply
Other

Tax rate	\$9.83
Local school tax rate	6.16
County tax rate	2.55
Local purpose tax rate	1.12

TAXES	
Local school tax ...	\$155,239.11
County taxes	64,242.65
Special district taxes	9,000.00
Local purpose levy	\$228,481.76
Total tax levy (tax duplicate) ..	\$256,370.37

Per Capita Total Tax Levy		\$165.40
Current		
1956 taxes levied (total)	\$260,753.72	
Collected in 1956	217,172.30	
Per cent of levy collected in 1956 ...	83.28	
Transferred to liens	16,100.00	
Cancelled, abated or adjusted ...	1,200.00	
Outstanding December 31, 1956 ..	\$26,281.42	

All Prior Years Outstanding	
Balance January 1, 1956	\$21,033.72
Collected in 1956	14,963.02
Balance December 31, 1956	\$4,006.88

Tax Title Liens Outstanding	
Balance January 1, 1956	\$388,905.42
Redeemed by cash	4,061.68
Balance December 31, 1956	\$397,798.67

Property Acquired by Deed or Foreclosure	
Balance January 1, 1956	\$34,150.00
Sale for cash	16,420.00
Balance December 31, 1956	\$28,950.00

CAPITAL DEBT, DECEMBER 31, 1956	
Gross Debt	
School debt	\$311,908.00
Self-liquidating debt.
Other capital debt ..	10,000.00
TOTAL GROSS DEBT	\$321,908.00
Per Capita Gross Debt	\$207.68

Deductions for	
School debt	\$311,908.00
Self-liquidating debt.
Other capital debt
TOTAL DEDUCTIONS	311,908.00
NET DEBT	\$10,000.00

Average Assessed Valuations	
Real Property 1954-1955-1956 ..	\$2,118,608.00
Per Cent of Net Debt	0.47

CURRENT FINANCES DECEMBER 31, 1956	
Cash	\$228,808.08
Taxes receivable	30,288.30
Tax title liens	397,798.67
Foreclosed property	28,950.00
Other receivables	8,076.04
State road aid receivable
Emergencies and deferred charges ..	12,500.00
TOTAL ASSETS	\$706,421.09

Cash liabilities	\$88,470.45
Reserves for receivables	465,113.01
Surplus revenue	152,837.63
TOTAL LIABILITIES AND SURPLUS	\$706,421.09

BERKELEY HEIGHTS TOWNSHIP—UNION COUNTY

Population Census, 1950—3,466

Land Area 6.3 sq. mi.

Net Valuation Taxable \$11,596,757

EXPENDITURES AND REQUIRED PAYMENTS FOR 1956

General Government	
Administrative and executive	\$47,151.93
Assessment and collection of taxes	12,500.00
Finance Department	2,400.00
Protection to Persons & Property	
Fire	16,450.00
Police	50,352.00
Other
Streets and Roads	
Repairs and maintenance	32,437.50
Street lighting	5,500.00
Sanitation	
Street cleaning
Garbage and ash removal
Sewers	608.57
Health and Charities	
Health service	5,200.00
Welfare—public assistance	1,000.00
Hospitals (aid and maintenance)	200.00
Other
Recreation	
Beaches and boardwalks
Parks and playgrounds	4,200.00
Other
Educational	
(Exclusive of school districts)	12,400.00
Unclassified Purposes	
(Including contingent)	100.00
SUB-TOTAL—Municipal functions..	\$190,500.00

Per Capita—Municipal functions	\$54.96
Capital imp'ts and capital imp't fund	\$97,000.00
Debt Service	
Principal payments
Interest payments	\$1,500.00
Total	1,500.00

Per Capita Debt Service	\$0.43
Deferred Charges and Statutory Expenditures	
Emergencies	\$400.00
Other deferred chgs	6,400.00
Total	6,800.00

TOTAL—Municipal expenditures \$295,800.00

Required Payments for Local School, County, and Special District Taxes	770,226.74
---	-------------------

TOTAL EXPENDITURES AND REQUIRED PAYMENTS \$1,066,026.74

Reserve for uncollected taxes	\$89,600.00
GRAND TOTAL—Budget	\$1,155,626.74

RECEIPTS AND REVENUES REALIZED IN 1956 TO MEET EXPENDITURES AND REQUIRED PAYMENTS

Surplus revenue appropriated	\$106,000.00
Miscellaneous revenues realized	93,155.58
State aid revenues realized	17,384.00
Delinquent taxes including	
liens—1956 collections	17,006.92
Current taxes—1956 collections	868,243.05
Emergency borrowings
TOTAL RECEIPTS AND REVENUES REALIZED	\$1,101,789.55

CAPITAL OUTLAY—1956

Beaches and boardwalks
Buildings and equipment
Parks and playgrounds
Sewers	\$360,377.37
Streets, roads and bridges	6,111.13
Water supply
Other

Tax rate	\$8.12
Local school tax rate	5.15
County tax rate	1.49
Local purpose tax rate	1.48

TAXES

Local school tax	\$597,121.09
County taxes	173,105.65
Special district taxes
Local purpose levy	\$770,226.74
Total tax levy (tax duplicate) ..	\$941,626.74
Per Capita Total Tax Levy \$271.68	

Current	
1956 taxes levied (total)	\$976,441.60
Collected in 1956	868,243.05
Per cent of levy collected in 1956	88.91
Transferred to liens
Cancelled, abated or adjusted
Outstanding December 31, 1956	\$108,198.55

All Prior Years Outstanding	
Balance January 1, 1956	\$17,285.49
Collected in 1956	17,006.92
Balance December 31, 1956	\$278.57

Tax Title Liens Outstanding	
Balance January 1, 1956	\$328.83
Redeemed by cash
Balance December 31, 1956	\$328.83

Property Acquired by Deed or Foreclosure	
Balance January 1, 1956	\$38,490.00
Sale for cash
Balance December 31, 1956	\$38,490.00

CAPITAL DEBT, DECEMBER 31, 1956

Gross Debt	
School debt	\$1,489,401.00
Self-liquidating debt
Other capital debt	612,000.00

TOTAL GROSS DEBT \$2,101,401.00

Per Capita Gross Debt \$606.29

Deductions for	
School debt	\$974,926.00
Self-liquidating debt
Other capital debt
TOTAL DEDUCTIONS	974,926.00

NET DEBT \$1,126,475.00

Average Assessed Valuations	
Real Property 1954-1955-1956	\$8,258,740.00
Per Cent of Net Debt	13.63

CURRENT FINANCES DECEMBER 31, 1956

Cash	\$132,304.19
Taxes receivable	108,477.12
Tax title liens	328.83
Foreclosed property	38,490.00
Other receivables	1,114.55
State road aid receivable	40,916.13
Emergencies and deferred charges
TOTAL ASSETS	\$321,630.82
Cash liabilities	\$61,263.88
Reserves for receivables	148,410.50
Surplus revenue	111,956.44

TOTAL LIABILITIES AND SURPLUS \$321,630.82

BERLIN BOROUGH—CAMDEN COUNTY

Population Census, 1950—2,339 Land Area 3.56 sq. mi. Net Valuation Taxable \$2,007,753

EXPENDITURES AND REQUIRED PAYMENTS FOR 1956	
General Government	
Administrative and executive	\$10,161.15
Assessment and collection of taxes	3,750.01
Finance Department
Protection to Persons & Property	
Fire	22,915.60
Police	4,490.65
Other
Streets and Roads	
Repairs and maintenance	17,283.93
Street lighting	7,300.00
Sanitation	
Street cleaning
Garbage and ash removal	884.00
Sewers
Health and Charities	
Health service	362.43
Welfare—public assistance	1,200.00
Hospitals (aid and maintenance)
Other
Recreation	
Beaches and boardwalks
Parks and playgrounds
Other
Educational	
(Exclusive of school districts)
Unclassified Purposes	
(Including contingent)
SUB-TOTAL—Municipal functions..	\$68,347.77

Tax rate	\$7.84
Local school tax rate	3.88
County tax rate	2.87
Local purpose tax rate	1.09

TAXES	
Local school tax ...	\$77,856.96
County taxes	57,612.72
Special district taxes
Local purpose levy	\$135,469.63
	22,671.22
Total tax levy (tax duplicate) ..	\$158,140.90

Per Capita Total Tax Levy **\$67.61**

Current	
1956 taxes levied (total)	\$167,785.90
Collected in 1956	159,367.94
Per cent of levy collected in 1956 ...	94.98
Transferred to liens	2,989.00
Cancelled, abated or adjusted	570.47
Outstanding December 31, 1956 ..	\$4,858.49

All Prior Years Outstanding	
Balance January 1, 1956	\$5,029.18
Collected in 1956	3,777.08
Balance December 31, 1956	\$20.69

Tax Title Liens Outstanding	
Balance January 1, 1956	\$9,347.38
Redeemed by cash	1,315.21
Balance December 31, 1956	\$4,994.57

Property Acquired by Deed or Foreclosure	
Balance January 1, 1956	\$17,325.00
Sale for cash	10,325.00
Balance December 31, 1956	\$20,775.00

CAPITAL DEBT, DECEMBER 31, 1956

Gross Debt	
School debt	\$375,000.00
Self-liquidating debt ..	97,000.00
Other capital debt ..	28,000.00

TOTAL GROSS DEBT **\$500,000.00**

Per Capita Gross Debt **\$213.77**

Deductions for	
School debt	\$113,624.00
Self-liquidating debt ..	97,000.00
Other capital debt ..	653.00

TOTAL DEDUCTIONS **211,277.00**

NET DEBT **\$288,723.00**

Average Assessed Valuations	
Real Property 1954-1955-1956..	\$1,893,736.00
Per Cent of Net Debt	15.24

CURRENT FINANCES DECEMBER 31, 1956

Cash	\$60,933.09
Taxes receivable	4,879.18
Tax title liens	4,994.57
Foreclosed property	20,775.00
Other receivables
State road aid receivable	6,163.00
Emergencies and deferred charges ..	4,422.91

TOTAL ASSETS **\$102,167.75**

Cash liabilities	\$17,745.54
Reserves for receivables	30,648.75
Surplus revenue	53,773.46

TOTAL LIABILITIES AND SURPLUS **\$102,167.75**

Per Capita—Municipal functions	\$20.22
Capital imp'ts and capital imp't fund	\$600.00
Debt Service	
Principal payments ..	\$4,000.00
Interest payments ..	1,500.00
Total	5,500.00
Per Capita Debt Service	\$2.35
Deferred Charges and Statutory Expenditures	
Emergencies
Other deferred chgs. ..	\$6,859.96
Total	6,859.96

TOTAL—Municipal expenditures ... **\$81,307.73**

Required Payments for Local School, County, and Special District Taxes **135,469.68**

TOTAL EXPENDITURES AND REQUIRED PAYMENTS **\$216,777.41**

Reserve for uncollected taxes

GRAND TOTAL—Budget **\$225,503.90**

RECEIPTS AND REVENUES REALIZED IN 1956 TO MEET EXPENDITURES AND REQUIRED PAYMENTS

Surplus revenue appropriated ..	\$27,000.00
Miscellaneous revenues realized.	42,516.48
State aid revenues realized	5,493.40
Delinquent taxes including	
liens—1956 collections	5,092.29
Current taxes—1956 collections..	159,367.94
Emergency borrowings

TOTAL RECEIPTS AND REVENUES REALIZED **\$239,470.11**

CAPITAL OUTLAY—1956

Beaches and boardwalks
Buildings and equipment
Parks and playgrounds
Sewers
Streets, roads and bridges
Water supply	\$1,870.75
Other

BERLIN TOWNSHIP—CAMDEN COUNTY

Population Census, 1950—2,013

Land Area 3.27 sq. mi.

Net Valuation Taxable \$1,077,705

EXPENDITURES AND REQUIRED PAYMENTS FOR 1956

General Government	
Administrative and executive	\$8,197.98
Assessment and collection of taxes	3,968.40
Finance Department
Protection to Persons & Property	
Fire	1,738.87
Police	3,096.23
Other
Streets and Roads	
Repairs and maintenance	7,365.84
Street lighting	3,360.96
Sanitation	
Street cleaning
Garbage and ash removal	2,883.04
Sewers
Health and Charities	
Health service	230.00
Welfare—public assistance	1,520.28
Hospitals (aid and maintenance)
Other
Recreation	
Benches and boardwalks
Parks and playgrounds
Other
Educational	
(Exclusive of school districts)
Unclassified Purposes	
(Including contingent)	218.24
SUB-TOTAL—Municipal functions..	\$32,579.84

Per Capita—Municipal functions	\$16.18
Capital imp'ts and capital imp't fund	\$5,777.77
Debt Service	
Principal payments
Interest payments
Total

Per Capita Debt Service	
Deferred Charges and Statutory Expenditures	
Emergencies
Other deferred chgs.	\$457.14
Total	457.14

TOTAL—Municipal expenditures ...	\$38,814.75
Required Payments for Local School, County, and Special District Taxes	
	103,647.60

TOTAL EXPENDITURES AND REQUIRED PAYMENTS	\$142,462.35
Reserve for uncollected taxes	\$17,983.69
GRAND TOTAL—Budget	\$160,446.04

RECEIPTS AND REVENUES REALIZED IN 1956 TO MEET EXPENDITURES AND REQUIRED PAYMENTS	
Surplus revenue appropriated ..	\$17,600.00
Miscellaneous revenues realized.	28,122.23
State aid revenues realized	5,563.00
Delinquent taxes including	
Liens—1956 collections	11,031.64
Current taxes—1956 collections..	91,863.30
Emergency borrowings
TOTAL RECEIPTS AND REVENUES REALIZED	\$154,180.17

CAPITAL OUTLAY—1956

Beaches and boardwalks
Buildings and equipment
Parks and playgrounds
Sewers
Streets, roads and bridges
Water supply
Other

Tax rate	\$10.17
Local school tax rate	5.50
County tax rate	3.75
Local purpose tax rate	0.92

TAXES

Local school tax ...	\$59,233.46	
County taxes	40,414.14	
Special district taxes	4,000.00	
Local purpose levy	\$103,647.60
		9,868.93
Total tax levy (tax duplicate) ..		\$113,516.53

Per Capita Total Tax Levy	\$56.39
--	----------------

Current	
1956 taxes levied (total)	\$109,780.47
Collected in 1956	91,863.30
Per cent of levy collected in 1956 ...	83.67
Transferred to liens	5,000.00
Cancelled, abated or adjusted	1,074.29
Outstanding December 31, 1956 ..	\$11,842.88

All Prior Years Outstanding	
Balance January 1, 1956	\$10,222.73
Collected in 1956	9,820.57
Balance December 31, 1956	\$276.25

Tax Title Liens Outstanding	
Balance January 1, 1956	\$35,624.52
Redeemed by cash	1,211.07
Balance December 31, 1956	\$39,466.07

Property Acquired by Deed or Foreclosure	
Balance January 1, 1956	\$16,030.00
Sale for cash	3,693.00
Balance December 31, 1956	\$12,898.00

CAPITAL DEBT, DECEMBER 31, 1956

Gross Debt	
School debt	\$406,160.00
Self-liquidating debt.
Other capital debt ..	300.00
TOTAL GROSS DEBT	\$406,460.00
Per Capita Gross Debt	\$201.92

Deductions for	
School debt	\$380,696.00
Self-liquidating debt.
Other capital debt
TOTAL DEDUCTIONS	380,696.00
NET DEBT	\$25,764.00

Average Assessed Valuations	
Real Property 1954-1955-1956..	\$1,058,940.00
Per Cent of Net Debt	2.43

CURRENT FINANCES DECEMBER 31, 1956

Cash	\$20,825.15
Taxes receivable	12,119.13
Tax title liens	39,466.07
Foreclosed property	12,898.00
Other receivables
State road aid receivable	4,300.00
Emergencies and deferred charges ..	316.04
TOTAL ASSETS	\$89,924.39

Cash liabilities	\$6,146.74
Reserves for receivables	64,483.20
Surplus revenue	19,294.45

TOTAL LIABILITIES AND SURPLUS	\$89,924.39
--	--------------------

BERNARDS TOWNSHIP—SOMERSET COUNTY

Population Census, 1950—7,487

Land Area 23.2 sq. mi.

Net Valuation Taxable \$4,561,295

EXPENDITURES AND REQUIRED PAYMENTS FOR 1956

General Government	
Administrative and executive	\$34,650.00
Assessment and collection of taxes	4,715.00
Finance Department	2,300.00
Protection to Persons & Property	
Fire	15,250.00
Police	28,450.00
Other
Streets and Roads	
Repairs and maintenance	57,990.00
Street lighting	5,200.00
Sanitation	
Street cleaning
Garbage and ash removal
Sewers
Health and Charities	
Health service	6,989.00
Welfare—public assistance	600.00
Hospitals (aid and maintenance)
Other
Recreation	
Beaches and boardwalks
Parks and playgrounds
Other	500.00
Educational	
(Exclusive of school districts) ..	2,000.00
Unclassified Purposes	
(Including contingent)	2,200.00
SUB-TOTAL—Municipal functions..	\$160,844.00

Per Capita—Municipal functions.....	
Capital imp'ts and capital imp't fund	\$35,000.00
Debt Service	
Principal payments
Interest payments
Total
Per Capita Debt Service	
Deferred Charges and Statutory Expenditures	
Emergencies
Other deferred chgs.	\$1,425.00
Total	1,425.00

TOTAL—Municipal expenditures ...	\$197,269.00
---	---------------------

Required Payments for Local School, County, and Special District Taxes	495,555.88
---	-------------------

TOTAL EXPENDITURES AND REQUIRED PAYMENTS	\$692,824.88
---	---------------------

Reserve for uncollected taxes	\$130,491.42
-------------------------------------	--------------

GRAND TOTAL—Budget	\$823,316.30
---------------------------------	---------------------

RECEIPTS AND REVENUES REALIZED IN 1956 TO MEET EXPENDITURES AND REQUIRED PAYMENTS

Surplus revenue appropriated ..	\$110,000.00
Miscellaneous revenues realized ..	57,607.53
State aid revenues realized	20,610.00
Delinquent taxes including	
liens—1956 collections	33,355.54
Current taxes—1956 collections..	598,680.78
Emergency borrowings

TOTAL RECEIPTS AND REVENUES REALIZED	\$820,253.85
---	---------------------

CAPITAL OUTLAY—1956

Beaches and boardwalks
Buildings and equipment	\$22,280.00
Parks and playgrounds
Sewers
Streets, roads and bridges
Water supply
Other

Tax rate	\$14.09
Local school tax rate	8.99
County tax rate	1.88
Local purpose tax rate	3.22

TAXES

Local school tax ...	\$410,013.39
County taxes	85,542.49
Special district taxes

Local purpose levy	\$495,555.88
	147,150.42

Total tax levy (tax duplicate) ..	\$642,706.30
--	---------------------

Per Capita Total Tax Levy	\$85.84
--	----------------

Current

1956 taxes levied (total)	\$656,372.23
Collected in 1956	598,680.78
Per cent of levy collected in 1956 ...	91.21
Transferred to liens	70.50
Cancelled, abated or adjusted	3,691.38
Outstanding December 31, 1956 ..	\$53,929.57

All Prior Years Outstanding

Balance January 1, 1956	\$44,239.80
Collected in 1956	33,056.69
Balance December 31, 1956	\$11,183.11

Tax Title Liens Outstanding

Balance January 1, 1956	\$4,549.51
Redeemed by cash	298.85
Balance December 31, 1956	\$4,321.16

Property Acquired by Deed or Foreclosure

Balance January 1, 1956	\$100.00
Sale for cash
Balance December 31, 1956	\$100.00

CAPITAL DEBT, DECEMBER 31, 1956
Gross Debt

School debt	\$1,088,000.00
Self-liquidating debt.
Other capital debt ..	50,220.00

TOTAL GROSS DEBT	\$1,138,220.00
-------------------------------	-----------------------

Per Capita Gross Debt	\$152.03
------------------------------------	-----------------

Deductions for

School debt	\$259,915.00
Self-liquidating debt.
Other capital debt

TOTAL DEDUCTIONS	259,915.00
-------------------------------	-------------------

NET DEBT	\$878,305.00
-----------------------	---------------------

Average Assessed Valuations

Real Property 1954-1955-1956..	\$3,781,922.00
Per Cent of Net Debt	23.22

CURRENT FINANCES DECEMBER 31, 1956

Cash	\$198,275.04
Taxes receivable	63,112.68
Tax title liens	4,321.16
Foreclosed property	100.00
Other receivables	25.00
State road aid receivable	42,074.64
Emergencies and deferred charges ..	2,000.00

TOTAL ASSETS	\$311,908.52
---------------------------	---------------------

Cash liabilities	\$66,010.52
Reserves for receivables	69,558.84
Surplus revenue	176,339.16

TOTAL LIABILITIES AND SURPLUS	\$311,908.52
--	---------------------

BERNARDSVILLE BOROUGH—SOMERSET COUNTY

Population Census, 1950—3,956

Land Area 13.1 sq. mi.

Net Valuation Taxable \$5,578,152

EXPENDITURES AND RE- QUIRED PAYMENTS FOR 1956

General Government	
Administrative and executive	\$33,078.00
Assessment and collection of taxes ..	6,420.00
Finance Department	750.00
Protection to Persons & Property	
Fire	12,550.00
Police	45,060.00
Other
Streets and Roads	
Repairs and maintenance	44,262.23
Street lighting	7,200.00
Sanitation	
Street cleaning
Garbage and ash removal	5,700.00
Sewers	20,050.00
Health and Charities	
Health service	7,520.00
Welfare—public assistance	2,700.00
Hospitals (aid and maintenance)
Other
Recreation	
Beaches and boardwalks
Parks and playgrounds	5,920.00
Other
Educational	
(Exclusive of school districts) ..	2,500.00
Unclassified Purposes	
(Including contingent)	1,500.00
SUB-TOTAL—Municipal functions..	\$195,210.23

Per Capita—Municipal functions	
	\$49.35
Capital imp'ts and capital imp't fund	\$20,000.00
Debt Service	
Principal payments ..	\$7,000.00
Interest payments ..	1,935.00
Total	8,935.00
Per Capita Debt Service	
	\$2.26
Deferred Charges and Statutory Expenditures	
Emergencies	\$3,700.00
Other deferred chgs.	12,250.00
Total	15,950.00

TOTAL—Municipal expenditures ...	\$240,095.23
Required Payments for Local School, County, and Special District Taxes	
	320,805.55
TOTAL EXPENDITURES AND REQUIRED PAYMENTS	\$560,900.78
Reserve for uncollected taxes	\$63,768.74
GRAND TOTAL—Budget	\$624,669.52

RECEIPTS AND REVENUES REALIZED IN 1956 TO MEET EXPENDITURES AND REQUIRED PAYMENTS	
Surplus revenue appropriated ..	\$70,000.00
Miscellaneous revenues realized ..	59,061.47
State aid revenues realized	6,237.36
Delinquent taxes including
liens—1956 collections	30,980.67
Current taxes—1956 collections..	438,195.13
Emergency borrowings
TOTAL RECEIPTS AND REVENUES REALIZED	\$604,474.63

CAPITAL OUTLAY—1956	
Beaches and boardwalks
Buildings and equipment
Parks and playgrounds
Sewers
Streets, roads and bridges
Water supply
Other

Tax rate	\$8.42
Local school tax rate	4.19
County tax rate	1.56
Local purpose tax rate	2.67

TAXES	
Local school tax ...	\$233,513.31
County taxes	87,292.24
Special district taxes
Local purpose levy	\$320,805.55
	151,363.97
Total tax levy (tax duplicate) ..	\$472,169.52

Per Capita Total Tax Levy	
	\$119.36
Current	
1956 taxes levied (total)	\$476,689.90
Collected in 1956	438,195.13
Per cent of levy collected in 1956 ...	91.92
Transferred to liens	206.29
Cancelled, abated or adjusted ..	1,540.86
Outstanding December 31, 1956 ..	\$36,747.62

All Prior Years Outstanding	
Balance January 1, 1956	\$33,194.48
Collected in 1956	30,980.67
Balance December 31, 1956	\$1,962.85

Tax Title Liens Outstanding	
Balance January 1, 1956	\$2,471.98
Redeemed by cash
Balance December 31, 1956	\$2,678.27

Property Acquired by Deed or Foreclosure	
Balance January 1, 1956
Sale for cash
Balance December 31, 1956

CAPITAL DEBT, DECEMBER 31, 1956	
Gross Debt	
School debt	\$312,000.00
Self-liquidating debt
Other capital debt ..	114,000.00
TOTAL GROSS DEBT	\$426,000.00
Per Capita Gross Debt	\$107.68

Deductions for	
School debt	\$312,000.00
Self-liquidating debt
Other capital debt
TOTAL DEDUCTIONS	312,000.00
NET DEBT	\$114,000.00

Average Assessed Valuations	
Real Property 1954-1955-1956 ..	\$4,453,806.00
Per Cent of Net Debt	2.55

CURRENT FINANCES DECEMBER 31, 1956	
Cash	\$178,848.90
Taxes receivable	38,710.47
Tax title liens	2,678.27
Foreclosed property
Other receivables	266.79
State road aid receivable
Emergencies and deferred charges ..	4,500.00
TOTAL ASSETS	\$225,004.43

Cash liabilities	\$44,627.88
Reserves for receivables	41,655.53
Surplus revenue	138,721.02
TOTAL LIABILITIES AND SURPLUS	\$225,004.43

BETHLEHEM TOWNSHIP—HUNTERDON COUNTY

Population Census, 1950—857 Land Area 21.40 sq. mi. Net Valuation Taxable \$964,365

EXPENDITURES AND REQUIRED PAYMENTS FOR 1956	
General Government	
Administrative and executive	\$5,515.34
Assessment and collection of taxes	1,588.65
Finance Department	380.17
Protection to Persons & Property	
Fire	600.00
Police	1,000.65
Other
Streets and Roads	
Repairs and maintenance	17,267.97
Street lighting
Sanitation	
Street cleaning
Garbage and ash removal
Sewers
Health and Charities	
Health service	791.96
Welfare—public assistance	670.94
Hospitals (aid and maintenance)
Other
Recreation	
Beaches and boardwalks
Parks and playgrounds
Other
Educational (Exclusive of school districts) ..	
.....
Unclassified Purposes (Including contingent)	
.....	30.00
SUB-TOTAL—Municipal functions..	\$27,845.68
Per Capita—Municipal functions	\$32.49
Capital imp'ts and capital imp't fund	\$3,000.00
Debt Service	
Principal payments
Interest payments
Total
Per Capita Debt Service	
.....
Deferred Charges and Statutory Expenditures	
Emergencies	\$1,600.00
Other deferred chgs.	235.68
Total	1,835.68
TOTAL—Municipal expenditures ...	\$32,681.36
Required Payments for Local School, County, and Special District Taxes	
.....	59,966.01
TOTAL EXPENDITURES AND REQUIRED PAYMENTS	\$92,647.37
Reserve for uncollected taxes	\$10,817.18
GRAND TOTAL—Budget	\$103,464.55
RECEIPTS AND REVENUES REALIZED IN 1956 TO MEET EXPENDITURES AND REQUIRED PAYMENTS	
Surplus revenue appropriated ..	\$12,000.00
Miscellaneous revenues realized.	19,929.73
State aid revenues realized	3,536.00
Delinquent taxes including	
liens—1956 collections	6,907.60
Current taxes—1956 collections..	64,656.85
Emergency borrowings
TOTAL RECEIPTS AND REVENUES REALIZED	\$107,030.18

CAPITAL OUTLAY—1956

Beaches and boardwalks
Buildings and equipment
Parks and playgrounds
Sewers
Streets, roads and bridges	\$5,080.00
Water supply
Other

Tax rate	\$7.33
Local school tax rate	4.79
County tax rate	1.43
Local purpose tax rate	1.11

TAXES

Local school tax ...	\$46,187.94	
County taxes	13,778.07	
Special district taxes	
Local purpose levy	\$59,966.01
		10,683.68
Total tax levy (tax duplicate) ..		\$70,649.69

Per Capita Total Tax Levy	\$82.44
--	----------------

Current

1956 taxes levied (total)	\$71,781.99
Collected in 1956	64,656.85
Per cent of levy collected in 1956 ..	90.07
Transferred to liens
Cancelled, abated or adjusted	63.30
Outstanding December 31, 1956 ..	\$7,061.84

All Prior Years Outstanding

Balance January 1, 1956	\$6,642.54
Collected in 1956	6,070.03
Balance December 31, 1956	\$342.91

Tax Title Liens Outstanding

Balance January 1, 1956	\$1,089.35
Redeemed by cash	837.57
Balance December 31, 1956	\$251.78

Property Acquired by Deed or Foreclosure

Balance January 1, 1956
Sale for cash
Balance December 31, 1956

CAPITAL DEBT, DECEMBER 31, 1956

Gross Debt	
School debt	\$208,626.00
Self-liquidating debt.
Other capital debt ..	4,398.00
TOTAL GROSS DEBT	\$213,024.00
Per Capita Gross Debt	\$248.57

Deductions for

School debt	\$196,368.00
Self-liquidating debt.
Other capital debt ..	2,898.00
TOTAL DEDUCTIONS	199,266.00
NET DEBT	\$13,758.00

Average Assessed Valuations

Real Property 1954-1955-1956..	\$795,702.00
Per Cent of Net Debt	1.72

CURRENT FINANCES DECEMBER 31, 1956

Cash	\$49,845.49
Taxes receivable	7,404.75
Tax title liens	251.78
Foreclosed property
Other receivables	35.00
State road aid receivable
Emergencies and deferred charges
TOTAL ASSETS	\$57,537.02

Cash liabilities	\$20,697.94
Reserves for receivables	7,691.53
Surplus revenue	29,147.55

TOTAL LIABILITIES AND SURPLUS	\$57,537.02
--	--------------------

BEVERLY CITY—BURLINGTON COUNTY

Population Census, 1950—3,084

Land Area 0.54 sq. mi.

Net Valuation Taxable \$1,742,296

EXPENDITURES AND REQUIRED PAYMENTS FOR 1956

General Government	
Administrative and executive	\$10,681.40
Assessment and collection of taxes	3,752.20
Finance Department
Protection to Persons & Property	
Fire	7,450.00
Police	19,825.06
Other
Streets and Roads	
Repairs and maintenance	25,239.32
Street lighting	4,600.00
Sanitation	
Street cleaning
Garbage and ash removal	1,060.00
Sewers
Health and Charities	
Health service	1,898.25
Welfare—public assistance	1,475.00
Hospitals (aid and maintenance)
Other
Recreation	
Beaches and boardwalks
Parks and playgrounds	500.00
Other
Educational (Exclusive of school districts) ..	
	225.00
Unclassified Purposes (Including contingent)	
	750.00
SUB-TOTAL—Municipal functions..	\$77,456.23
Per Capita—Municipal functions	
	\$25.12
Capital imp'ts and capital imp't fund	\$2,500.00
Debt Service	
Principal payments ..	\$7,900.00
Interest payments ..	990.00
Total	*8,890.00
Per Capita Debt Service	
	\$2.88
Deferred Charges and Statutory Expenditures	
Emergencies
Other deferred chgs.	\$3,975.48
Total	3,975.48
TOTAL—Municipal expenditures ...	\$92,821.71
Required Payments for Local School, County, and Special District Taxes	
	153,470.73
TOTAL EXPENDITURES AND REQUIRED PAYMENTS	\$246,292.44
Reserve for uncollected taxes	\$26,760.35
GRAND TOTAL—Budget	\$273,052.79
RECEIPTS AND REVENUES REALIZED IN 1956 TO MEET EXPENDITURES AND REQUIRED PAYMENTS	
Surplus revenue appropriated ..	\$30,000.00
Miscellaneous revenues realized ..	36,859.99
State aid revenues realized	2,291.00
Delinquent taxes including	
liens—1956 collections	18,679.54
Current taxes—1956 collections..	165,401.51
Emergency borrowings
TOTAL RECEIPTS AND REVENUES REALIZED	\$253,232.04

CAPITAL OUTLAY—1956

Beaches and boardwalks
Buildings and equipment
Parks and playgrounds
Sewers
Streets, roads and bridges	\$52,669.61
Water supply
Other

Tax rate	\$10.53
Local school tax rate	6.95
County tax rate	2.11
Local purpose tax rate	1.47

TAXES

Local school tax ...	\$121,049.94	
County taxes	36,689.79	
Special district taxes	
Local purpose levy	\$157,739.73
		26,676.38
Total tax levy (tax duplicate) ..		\$184,416.11
Per Capita Total Tax Levy		
		\$59.80
Current		
1956 taxes levied (total)		\$185,718.98
Collected in 1956		165,401.51
Per cent of levy collected in 1956 ...	89.06	
Transferred to liens		58.12
Cancelled, abated or adjusted		68.45
Outstanding December 31, 1956 ..		\$20,190.90

All Prior Years Outstanding

Balance January 1, 1956	\$33,665.09
Collected in 1956	18,538.99
Balance December 31, 1956	\$14,795.91

Tax Title Liens Outstanding

Balance January 1, 1956	\$1,100.96
Redeemed by cash	140.55
Balance December 31, 1956	\$1,018.53

Property Acquired by Deed or Foreclosure

Balance January 1, 1956	\$9,250.00
Sale for cash	2,150.00
Balance December 31, 1956	\$7,100.00

CAPITAL DEBT, DECEMBER 31, 1956

Gross Debt

School debt	\$2,800.00
Self-liquidating debt
Other capital debt ..	72,800.00

TOTAL GROSS DEBT \$75,600.00

Per Capita Gross Debt \$24.51

Deductions for

School debt ..	\$2,800.00
Self-liquidating debt
Other capital debt

TOTAL DEDUCTIONS 2,800.00

NET DEBT \$72,800.00

Average Assessed Valuations

Real Property 1954-1955-1956 ..	\$1,514,744.00
Per Cent of Net Debt	4.80

CURRENT FINANCES DECEMBER 31, 1956

Cash	\$41,444.17
Taxes receivable	34,986.81
Tax title liens	1,018.53
Foreclosed property	7,100.00
Other receivables	167.99
State road aid receivable	5,400.00
Emergencies and deferred charges ..	4,277.34
TOTAL ASSETS	\$94,394.84
Cash liabilities	\$20,490.97
Reserves for receivables	43,273.33
Surplus revenue	30,630.54
TOTAL LIABILITIES AND SURPLUS	\$94,394.84

* Includes \$4,269.00 Chapter VI School Debt Service.

BLAIRSTOWN TOWNSHIP—WARREN COUNTY

Population Census, 1950—1,571

Land Area 30.7 sq. mi.

Net Valuation Taxable \$1,355,939

EXPENDITURES AND REQUIRED PAYMENTS FOR 1956

General Government	
Administrative and executive	\$4,825.00
Assessment and collection of taxes	1,450.00
Finance Department	325.00
Protection to Persons & Property	
Fire	2,035.00
Police	1,571.00
Other
Streets and Roads	
Repairs and maintenance	27,513.33
Street lighting	1,650.00
Sanitation	
Street cleaning
Garbage and ash removal	200.00
Sewers
Health and Charities	
Health service	510.00
Welfare—public assistance	100.00
Hospitals (aid and maintenance)	100.00
Other
Recreation	
Beaches and boardwalks
Parks and playgrounds
Other
Educational	
(Exclusive of school districts)	500.00
Unclassified Purposes	
(Including contingent)
SUB-TOTAL—Municipal functions..	\$40,779.33

Per Capita—Municipal functions	\$25.96
Capital imp'ts and capital imp't fund	\$6,255.55
Debt Service	
Principal payments	\$2,500.00
Interest payments
Total	2,500.00
Per Capita Debt Service	
	\$1.59
Deferred Charges and Statutory Expenditures	
Emergencies
Other deferred chgs.	\$10,811.00
Total	10,811.00

TOTAL—Municipal expenditures \$60,345.88

Required Payments for Local School, County, and Special District Taxes 100,996.85

TOTAL EXPENDITURES AND REQUIRED PAYMENTS \$161,342.73

Reserve for uncollected taxes \$13,370.45

GRAND TOTAL—Budget \$174,713.18

RECEIPTS AND REVENUES REALIZED IN 1956 TO MEET EXPENDITURES AND REQUIRED PAYMENTS

Surplus revenue appropriated	\$10,000.00
Miscellaneous revenues realized	19,989.55
State aid revenues realized	13,337.00
Delinquent taxes including	
liens—1956 collections	16,102.77
Current taxes—1956 collections..	110,349.41
Emergency borrowings
TOTAL RECEIPTS AND REVENUES REALIZED	\$169,778.73

CAPITAL OUTLAY—1956

Beaches and boardwalks
Buildings and equipment	\$14,304.99
Parks and playgrounds
Sewers
Streets, roads and bridges
Water supply
Other

Tax rate	\$9.03
Local school tax rate	5.50
County tax rate	1.94
Local purpose tax rate	1.59

TAXES

Local school tax	\$74,624.31	
County taxes	26,372.54	
Special district taxes	
Local purpose levy	\$100,996.85
		22,369.33
Total tax levy (tax duplicate) ..		\$123,366.18

Per Capita Total Tax Levy \$78.53

Current	
1956 taxes levied (total)	\$124,182.17
Collected in 1956	110,349.41
Per cent of levy collected in 1956	88.86
Transferred to liens
Cancelled, abated or adjusted	18.07
Outstanding December 31, 1956 ..	\$13,814.69

All Prior Years Outstanding	
Balance January 1, 1956	\$22,904.81
Collected in 1956	16,102.77
Balance December 31, 1956	\$6,761.27

Tax Title Liens Outstanding	
Balance January 1, 1956	\$11.53
Redeemed by cash
Balance December 31, 1956	\$11.53

Property Acquired by Deed or Foreclosure	
Balance January 1, 1956
Sale for cash
Balance December 31, 1956

CAPITAL DEBT, DECEMBER 31, 1956

Gross Debt	
School debt	\$91,500.00
Self-liquidating debt.
Other capital debt	35,000.00

TOTAL GROSS DEBT \$126,500.00

Per Capita Gross Debt \$80.52

Deductions for	
School debt	\$89,464.00
Self-liquidating debt.
Other capital debt

TOTAL DEDUCTIONS 89,464.00

NET DEBT \$37,036.00

Average Assessed Valuations	
Real Property 1954-1955-1956..	\$1,118,296.00
Per Cent of Net Debt	3.31

CURRENT FINANCES DECEMBER 31, 1956

Cash	\$36,021.31
Taxes receivable	20,575.96
Tax title liens	11.53
Foreclosed property
Other receivables	20,903.89
State road aid receivable	10,000.00
Emergencies and deferred charges	3,741.96
TOTAL ASSETS	\$91,254.65

Cash liabilities	\$43,336.95
Reserves for receivables	41,491.38
Surplus revenue	6,426.32

TOTAL LIABILITIES AND SURPLUS \$91,254.65

BLOOMFIELD TOWN—ESSEX COUNTY

Population Census, 1950—49,307

Land Area 5.4 sq. mi.

Net Valuation Taxable \$88,798,973

EXPENDITURES AND REQUIRED PAYMENTS FOR 1956

General Government	
Administrative and executive	\$274,854.53
Assessment and collection of taxes	48,555.97
Finance Department	49,362.03
Protection to Persons & Property	
Fire	419,330.15
Police	522,677.88
Other	27,069.43
Streets and Roads	
Repairs and maintenance	155,415.44
Street lighting	69,000.00
Sanitation	
Street cleaning
Garbage and ash removal	179,999.76
Sewers	158,765.48
Health and Charities	
Health service	70,784.00
Welfare—public assistance	33,080.00
Hospitals (aid and maintenance)
Other	500.00
Recreation	
Beaches and boardwalks
Parks and playgrounds	60,848.50
Other	5,300.00
Educational	
(Exclusive of school districts) ..	95,465.00
Unclassified Purposes	
(Including contingent)	49,927.90
SUB-TOTAL—Municipal functions..	\$2,220,936.07

Per Capita—Municipal functions	
Capital imp'ts and capital imp't fund	\$45.04
Debt Service	\$67,500.00
Principal payments ..	\$260,000.00
Interest payments ..	115,826.25
Total	*375,826.25
Per Capita Debt Service	
Deferred Charges and Statutory Expenditures	\$7.62
Emergencies	\$42,972.80
Other deferred chgs.	205,860.88
Total	248,833.68

TOTAL—Municipal expenditures ... \$2,913,096.00

Required Payments for Local School, County, and Special District Taxes 3,622,480.29

TOTAL EXPENDITURES AND REQUIRED PAYMENTS \$6,535,576.29

Reserve for uncollected taxes

GRAND TOTAL—Budget

RECEIPTS AND REVENUES REALIZED IN 1956 TO MEET EXPENDITURES AND REQUIRED PAYMENTS

Surplus revenue appropriated ..	\$725,972.80
Miscellaneous revenues realized ..	668,419.17
State aid revenues realized	74,662.84
Delinquent taxes including	
liens—1956 collections	88,822.75
Current taxes—1956 collections..	5,553,049.79
Emergency borrowings
TOTAL RECEIPTS AND REVENUES REALIZED	\$7,110,927.35

CAPITAL OUTLAY—1956

Beaches and boardwalks
Buildings and equipment	\$976,661.32
Parks and playgrounds	4,903.50
Sewers	52,858.23
Streets, roads and bridges	6,061.00
Water supply	28,088.41
Other	1,853.85

* Includes \$221,598.75 Chapter VI School Debt Service.

Tax rate	\$6.33
Local school tax rate	2.79
County tax rate	1.54
Local purpose tax rate	2.00

TAXES

Local school tax	\$2,474,173.10
County taxes	1,371,601.94
Special district taxes
Local purpose levy	\$3,845,775.04
Total tax levy (tax duplicate) ..	<u>1,783,896.70</u>
Total tax levy (tax duplicate) ..	<u>\$5,629,671.74</u>

Per Capita Total Tax Levy \$114.18

Current

1956 taxes levied (total)	\$5,684,525.09
Collected in 1956	5,553,049.79
Per cent of levy collected in 1956 ...	97.68
Transferred to liens	1,025.46
Cancelled, abated or adjusted	16,581.43
Outstanding December 31, 1956 ..	<u>\$113,868.41</u>

All Prior Years Outstanding

Balance January 1, 1956	\$550,595.04
Collected in 1956	87,882.81
Balance December 31, 1956	<u>\$462,720.13</u>

Tax Title Liens Outstanding

Balance January 1, 1956	\$21,405.25
Redeemed by cash	939.94
Balance December 31, 1956	<u>\$21,490.77</u>

Property Acquired by Deed or Foreclosure

Balance January 1, 1956	\$58,400.00
Sale for cash	15,570.00
Balance December 31, 1956	<u>\$44,600.00</u>

CAPITAL DEBT, DECEMBER 31, 1956

Gross Debt

School debt	\$4,059,529.00
Self-liquidating debt. ..	599,720.00
Other capital debt ..	2,185,709.00

TOTAL GROSS DEBT

Per Capita Gross Debt \$138.82

Deductions for

School debt	\$4,059,529.00
Self-liquidating debt. ..	599,720.00
Other capital debt

TOTAL DEDUCTIONS

NET DEBT

Average Assessed Valuations

Real Property 1954-1955-1956.. \$77,339,709.00

Per Cent of Net Debt

CURRENT FINANCES DECEMBER 31, 1956

Cash	\$1,770,330.40
Taxes receivable	576,588.54
Tax title liens	21,490.77
Foreclosed property	44,600.00
Other receivables	1,822.88
State road aid receivable	77,235.62
Emergencies and deferred charges
TOTAL ASSETS	<u>\$2,492,068.21</u>

Cash liabilities	\$295,685.57
Reserves for receivables	644,502.19
Surplus revenue	1,551,880.45
TOTAL LIABILITIES AND SURPLUS	<u>\$2,492,068.21</u>

BLOOMINGDALE BOROUGH—PASSAIC COUNTY

Population Census, 1950—3,251 Land Area 9.1 sq. mi. Net Valuation Taxable \$3,437,544

EXPENDITURES AND RE-REQUIRED PAYMENTS FOR 1956	
General Government	
Administrative and executive	\$10,000.00
Assessment and collection of taxes	6,425.00
Finance Department	1,000.00
Protection to Persons & Property	
Fire	5,950.00
Police	11,450.00
Other
Streets and Roads	
repairs and maintenance	16,950.00
Street lighting	4,800.00
Sanitation	
Street cleaning
Garbage and ash removal	7,675.00
Sewers	8,675.00
Health and Charities	
Health service	5,500.00
Welfare—public assistance	1,025.00
Hospitals (aid and maintenance)	200.00
Other
Recreation	
Beaches and boardwalks
Parks and playgrounds	500.00
Other
Educational	
(Exclusive of school districts) ..	150.00
Unclassified Purposes	
(Including contingent)	3,350.00
SUB-TOTAL—Municipal functions..	\$83,650.00

Per Capita—Municipal functions	
Capital imp'ts and capital imp't fund	\$25.73
Debt Service	
Principal payments ..	\$9,500.00
Interest payments ..	2,500.00
Total	12,000.00
Per Capita Debt Service	
	\$3.69
Deferred Charges and Statutory Expenditures	
Emergencies
Other deferred chgs.	\$4,738.60
Total	4,738.60
TOTAL—Municipal expenditures ...	\$114,888.60

Required Payments for Local School, County, and Special District Taxes	214,195.65
---	-------------------

TOTAL EXPENDITURES AND REQUIRED PAYMENTS	\$329,084.25
Reserve for uncollected taxes	\$26,506.29
GRAND TOTAL—Budget	\$355,590.54

RECEIPTS AND REVENUES REALIZED IN 1956 TO MEET EXPENDITURES AND RE-REQUIRED PAYMENTS	
Surplus revenue appropriated ..	\$30,000.00
Miscellaneous revenues realized ..	36,991.94
State aid revenues realized	18,114.00
Delinquent taxes including	
liens—1956 collections	19,174.76
Current taxes—1956 collections ..	239,731.33
Emergency borrowings
TOTAL RECEIPTS AND REVENUES REALIZED	\$344,012.03

CAPITAL OUTLAY—1956	
Beaches and boardwalks
Buildings and equipment
Parks and playgrounds
Sewers	\$49,439.21
Streets, roads and bridges	28,723.40
Water supply
Other

Tax rate	\$7.49
Local school tax rate	4.44
County tax rate	1.79
Local purpose tax rate	1.26

TAXES	
Local school tax ...	\$152,538.59
County taxes	61,657.06
Special district taxes
Local purpose levy	\$214,195.65
	45,980.89
Total tax levy (tax duplicate) ..	\$260,176.54
Per Capita Total Tax Levy	\$80.03

Current	
1956 taxes levied (total)	\$263,402.17
Collected in 1956	239,731.33
Per cent of levy collected in 1956 ...	91.01
Transferred to liens	1,636.59
Cancelled, abated or adjusted ...	732.48
Outstanding December 31, 1956 ..	\$21,301.77

All Prior Years Outstanding	
Balance January 1, 1956	\$19,710.43
Collected in 1956	19,121.35
Balance December 31, 1956

Tax Title Liens Outstanding	
Balance January 1, 1956	\$2,180.84
Redeemed by cash	53.41
Balance December 31, 1956	\$4,431.22

Property Acquired by Deed or Foreclosure	
Balance January 1, 1956	\$1,550.00
Sale for cash
Balance December 31, 1956	\$1,550.00

CAPITAL DEBT, DECEMBER 31, 1956	
Gross Debt	
School debt	\$6,000.00
Self-liquidating debt.
Other capital debt ..	200,900.00
TOTAL GROSS DEBT	\$206,900.00
Per Capita Gross Debt	\$63.64

Deductions for	
School debt	\$6,000.00
Self-liquidating debt.
Other capital debt
TOTAL DEDUCTIONS	6,000.00
NET DEBT	\$200,900.00

Average Assessed Valuations	
Real Property 1954-1955-1956 ..	\$2,963,060.00
Per Cent of Net Debt	6.78

CURRENT FINANCES DECEMBER 31, 1956	
Cash	\$72,723.48
Taxes receivable	21,301.77
Tax title liens	4,431.22
Foreclosed property	1,550.00
Other receivables
State road aid receivable	12,020.35
Emergencies and deferred charges ..	9.00
TOTAL ASSETS	\$112,035.82
Cash liabilities	\$29,794.79
Reserves for receivables	27,282.99
Surplus revenue	54,958.04
TOTAL LIABILITIES AND SURPLUS	\$112,035.82

BLOOMSBURY BOROUGH—HUNTERDON COUNTY

Population Census, 1950—722

Land Area 1.0 sq. mi.

Net Valuation Taxable \$603,456

EXPENDITURES AND REQUIRED PAYMENTS FOR 1956

General Government	
Administrative and executive	\$3,250.00
Assessment and collection of taxes	600.00
Finance Department	80.00
Protection to Persons & Property	
Fire	2,100.00
Police	675.00
Other
Streets and Roads	
Repairs and maintenance	3,675.00
Street lighting	1,600.00
Sanitation	
Street cleaning
Garbage and ash removal	1,500.00
Sewers
Health and Charities	
Health service	350.00
Welfare—public assistance	100.00
Hospitals (aid and maintenance)
Other
Recreation	
Beaches and boardwalks
Parks and playgrounds
Other
Educational (Exclusive of school districts) ..	
.....
Unclassified Purposes (Including contingent)	
.....	50.00
SUB-TOTAL—Municipal functions..	\$13,980.00

Per Capita—Municipal functions	\$19.36
Capital imp'ts and capital imp't fund	\$500.00
Debt Service	
Principal payments ..	\$2,250.00
Interest payments ..	30.00
Total	2,280.00
Per Capita Debt Service	\$3.16
Deferred Charges and Statutory Expenditures	
Emergencies
Other deferred chgs.	\$75.00
Total	75.00

TOTAL—Municipal expenditures ... \$16,835.00

Required Payments for Local School, County, and Special District Taxes 29,483.45

TOTAL EXPENDITURES AND REQUIRED PAYMENTS **\$46,318.45**

Reserve for uncollected taxes

GRAND TOTAL—Budget **\$50,878.23**

RECEIPTS AND REVENUES REALIZED IN 1956 TO MEET EXPENDITURES AND REQUIRED PAYMENTS

Surplus revenue appropriated ..	\$7,000.00
Miscellaneous revenues realized ..	3,292.49
State aid revenues realized	1,226.00
Delinquent taxes including	
liens—1956 collections	1,414.72
Current taxes—1956 collections..	39,251.24
Emergency borrowings
TOTAL RECEIPTS AND REVENUES REALIZED	\$52,184.45

CAPITAL OUTLAY—1956

Beaches and boardwalks
Buildings and equipment
Parks and playgrounds
Sewers
Streets, roads and bridges
Water supply
Other

Tax rate	\$6.64
Local school tax rate	3.90
County tax rate	0.98
Local purpose tax rate	1.76

TAXES

Local school tax ...	\$23,541.82	
County taxes	5,941.63	
Special district taxes	
Local purpose levy	\$29,483.45
		11,138.78
Total tax levy (tax duplicate) ..		\$40,622.23

Per Capita Total Tax Levy **\$56.26**

Current	
1956 taxes levied (total)	\$40,773.78
Collected in 1956	39,251.24
Per cent of levy collected in 1956 ...	96.26
Transferred to liens
Cancelled, abated or adjusted	2.00
Outstanding December 31, 1956 ..	\$1,520.54

All Prior Years Outstanding	
Balance January 1, 1956	\$1,481.55
Collected in 1956	1,414.72
Balance December 31, 1956	\$66.83

Tax Title Liens Outstanding	
Balance January 1, 1956
Redeemed by cash
Balance December 31, 1956

Property Acquired by Deed or Foreclosure	
Balance January 1, 1956
Sale for cash
Balance December 31, 1956

CAPITAL DEBT, DECEMBER 31, 1956

Gross Debt	
School debt	\$17,000.00
Self-liquidating debt.	22,000.00
Other capital debt
TOTAL GROSS DEBT	\$39,000.00

Per Capita Gross Debt **\$54.02**

Deductions for	
School debt	\$17,000.00
Self-liquidating debt.	22,000.00
Other capital debt
TOTAL DEDUCTIONS	39,000.00

NET DEBT

Average Assessed Valuations	
Real Property 1954-1955-1956..	\$484,054.00
Per Cent of Net Debt

CURRENT FINANCES DECEMBER 31, 1956

Cash	\$28,075.25
Taxes receivable	1,587.37
Tax title liens
Foreclosed property
Other receivables	72.34
State road aid receivable
Emergencies and deferred charges
TOTAL ASSETS	\$29,734.96

Cash liabilities	\$13,560.94
Reserves for receivables	1,659.71
Surplus revenue	14,514.31
TOTAL LIABILITIES AND SURPLUS	\$29,734.96

BOGOTA BOROUGH—BERGEN COUNTY

Population Census, 1950—7,662 Land Area 0.7 sq. mi. Net Valuation Taxable \$8,094,405

EXPENDITURES AND REQUIRED PAYMENTS FOR 1956	
General Government	
Administrative and executive	\$44,090.00
Assessment and collection of taxes	12,225.00
Finance Department
Protection to Persons & Property	
Fire	20,600.00
Police	86,910.63
Other
Streets and Roads	
Repairs and maintenance	44,707.22
Street lighting	9,200.00
Sanitation	
Street cleaning
Garbage and ash removal	32,581.00
Sewers	4,795.50
Health and Charities	
Health service	4,250.00
Welfare—public assistance	1,200.00
Hospitals (aid and maintenance)
Other
Recreation	
Beaches and boardwalks
Parks and playgrounds	3,775.00
Other	10,020.00
Educational	
(Exclusive of school districts) ..	6,850.00
Unclassified Purposes	
(Including contingent)	9,250.00
SUB-TOTAL—Municipal functions..	\$290,454.35

Per Capita—Municipal functions	\$37.91
Capital imp'ts and capital imp't fund	\$13,000.00
Debt Service	
Principal payments ..	\$9,000.00
Interest payments ..	1,468.75
Total	10,468.75
Per Capita Debt Service	\$1.37
Deferred Charges and Statutory Expenditures	
Emergencies
Other deferred chgs. ..	\$22,662.30
Total	22,662.30
TOTAL—Municipal expenditures ...	\$336,585.40

Required Payments for Local School, County, and Special District Taxes	442,528.54
---	-------------------

TOTAL EXPENDITURES AND REQUIRED PAYMENTS	\$779,113.94
---	---------------------

Reserve for uncollected taxes	\$72,914.37
GRAND TOTAL—Budget	\$852,028.31

RECEIPTS AND REVENUES REALIZED IN 1956 TO MEET EXPENDITURES AND REQUIRED PAYMENTS	
Surplus revenue appropriated ..	\$80,000.00
Miscellaneous revenues realized ..	83,010.43
State aid revenues realized	4,246.00
Delinquent taxes including	
Liens—1956 collections	15,182.46
Current taxes—1956 collections..	680,947.56
Emergency borrowings
TOTAL RECEIPTS AND REVENUES REALIZED	\$863,386.45

CAPITAL OUTLAY—1956	
Beaches and boardwalks
Buildings and equipment
Parks and playgrounds
Sewers
Streets, roads and bridges
Water supply
Other

Tax rate	\$8.50
Local school tax rate	4.51
County tax rate	0.95
Local purpose tax rate	3.04

TAXES	
Local school tax ...	\$365,452.30
County taxes	77,076.24
Special district taxes
Local purpose levy	248,503.77
Total tax levy (tax duplicate) ..	\$691,032.31

Per Capita Total Tax Levy	\$90.19
Current	
1956 taxes levied (total)	\$694,883.33
Collected in 1956	680,947.56
Per cent of levy collected in 1956 ..	97.99
Transferred to liens	120.70
Cancelled, abated or adjusted	1,182.79
Outstanding December 31, 1956 ..	\$12,632.28

All Prior Years Outstanding	
Balance January 1, 1956	\$18,048.99
Collected in 1956	15,182.46
Balance December 31, 1956	\$2,116.13

Tax Title Liens Outstanding	
Balance January 1, 1956	\$3,499.51
Redeemed by cash
Balance December 31, 1956	\$1,834.32

Property Acquired by Deed or Foreclosure	
Balance January 1, 1956	\$5,020.00
Sale for cash	9,450.00
Balance December 31, 1956	\$5,020.00

CAPITAL DEBT, DECEMBER 31, 1956

Gross Debt	
School debt	\$680,500.00
Self-liquidating debt
Other capital debt ..	43,000.00
TOTAL GROSS DEBT	\$723,500.00
Per Capita Gross Debt	\$94.43

Deductions for	
School debt	\$570,072.00
Self-liquidating debt
Other capital debt
TOTAL DEDUCTIONS	570,072.00
NET DEBT	\$153,428.00

Average Assessed Valuations	
Real Property 1954-1955-1956 ..	\$7,125,902.00
Per Cent of Net Debt	2.15

CURRENT FINANCES DECEMBER 31, 1956

Cash	\$252,508.21
Taxes receivable	14,748.41
Tax title liens	1,834.32
Foreclosed property	5,020.00
Other receivables	100.00
State road aid receivable
Emergencies and deferred charges
TOTAL ASSETS	\$274,210.94
Cash liabilities	\$15,930.20
Reserves for receivables	21,702.73
Surplus revenue	236,577.91
TOTAL LIABILITIES AND SURPLUS	\$274,210.94

BOONTON TOWN—MORRIS COUNTY

Population Census, 1950—7,163

Land Area 2.7 sq. mi.

Net Valuation Taxable \$8,259,767

EXPENDITURES AND REQUIRED PAYMENTS FOR 1956

General Government		
Administrative and executive	\$40,740.00	
Assessment and collection of taxes	5,360.00	
Finance Department	3,115.00	
Protection to Persons & Property		
Fire	17,133.00	
Police	86,769.00	
Other	
Streets and Roads		
Repairs and maintenance	42,979.00	
Street lighting	16,900.00	
Sanitation		
Street cleaning	8,039.00	
Garbage and ash removal	38,226.00	
Sewers	2,000.00	
Health and Charities		
Health service	16,944.00	
Welfare—public assistance	1,600.00	
Hospitals (aid and maintenance)	
Other	250.00	
Recreation		
Beaches and boardwalks	
Parks and playgrounds	6,605.00	
Other	
Educational		
(Exclusive of school districts) ..	5,000.00	
Unclassified Purposes		
(Including contingent)	16,125.00	
SUB-TOTAL—Municipal functions..	\$307,785.00	

Per Capita—Municipal functions	\$42.97	
Capital imp'ts and capital imp't fund	\$63,400.00	
Debt Service		
Principal payments ..	\$30,004.97	
Interest payments ..	2,750.00	
Total	32,754.97	

Per Capita Debt Service	\$4.57	
Deferred Charges and Statutory Expenditures		
Emergencies	
Other deferred chgs. ..	\$16,097.68	
Total	16,097.68	

TOTAL—Municipal expenditures ... \$420,037.65

Required Payments for Local School, County, and Special District Taxes 444,056.87

TOTAL EXPENDITURES AND REQUIRED PAYMENTS **\$864,094.52**

Reserve for uncollected taxes

GRAND TOTAL—Budget **\$935,528.16**

RECEIPTS AND REVENUES REALIZED IN 1956 TO MEET EXPENDITURES AND REQUIRED PAYMENTS

Surplus revenue appropriated ..	\$103,000.00
Miscellaneous revenues realized ..	97,782.36
State aid revenues realized	14,313.00
Delinquent taxes including	
liens—1956 collections	14,430.80
current taxes—1956 collections ..	692,675.41
Emergency borrowings

TOTAL RECEIPTS AND REVENUES REALIZED **\$922,201.57**

CAPITAL OUTLAY—1956

Beaches and boardwalks
Buildings and equipment	\$13,019.10
Parks and playgrounds
Sewers	129.60
Streets, roads and bridges
Water supply	163,580.13
Other

Tax rate	\$8.49
Local school tax rate	4.25
County tax rate	1.13
Local purpose tax rate	3.11

TAXES

Local school tax ...	\$351,093.81	
County taxes	92,963.06	
Special district taxes	
Local purpose levy	259,691.93	
Total tax levy (tax duplicate) ..	\$703,748.80	

Per Capita Total Tax Levy **\$98.25**

Current		
1956 taxes levied (total)	\$708,272.30	
Collected in 1956	692,675.41	
Per cent of levy collected in 1956 ...	97.79	
Transferred to liens	292.92	
Cancelled, abated or adjusted	636.96	
Outstanding December 31, 1956 ..	\$14,667.01	

All Prior Years Outstanding		
Balance January 1, 1956	\$16,759.78	
Collected in 1956	14,261.30	
Balance December 31, 1956	\$2,381.04	

Tax Title Liens Outstanding		
Balance January 1, 1956	\$1,591.74	
Redeemed by cash	169.50	
Balance December 31, 1956	\$1,715.16	

Property Acquired by Deed or Foreclosure		
Balance January 1, 1956	\$1,750.00	
Sale for cash	
Balance December 31, 1956	\$1,750.00	

CAPITAL DEBT, DECEMBER 31, 1956

Gross Debt		
School debt	\$96,000.00	
Self-liquidating debt ..	312,000.00	
Other capital debt ..	91,100.00	

TOTAL GROSS DEBT **\$499,100.00**

Per Capita Gross Debt **\$69.68**

Deductions for		
School debt	\$96,000.00	
Self-liquidating debt ..	312,000.00	
Other capital debt	

TOTAL DEDUCTIONS **408,000.00**

NET DEBT **\$91,100.00**

Average Assessed Valuations		
Real Property 1954-1955-1956 ..	\$6,276,315.00	
Per Cent of Net Debt	1.45	

CURRENT FINANCES DECEMBER 31, 1956

Cash	\$172,342.23
Taxes receivable	17,048.05
Tax title liens	1,715.16
Foreclosed property	1,750.00
Other receivables	208.71
State road aid receivable	24,939.00
Emergencies and deferred charges ..	16,135.37

TOTAL ASSETS **\$234,138.52**

Cash liabilities	\$73,673.27
Reserves for receivables	20,721.92
Surplus revenue	139,743.33

TOTAL LIABILITIES AND SURPLUS **\$234,138.52**

BOONTON TOWNSHIP—MORRIS COUNTY

Population Census, 1950—1,155 Land Area 7.5 sq. mi. Net Valuation Taxable \$1,429,830

EXPENDITURES AND RE-REQUIRED PAYMENTS FOR 1956	
General Government	
Administrative and executive	\$10,075.00
Assessment and collection of taxes	2,950.00
Finance Department	1,300.00
Protection to Persons & Property	
Fire	2,800.00
Police	3,725.00
Other
Streets and Roads	
Repairs and maintenance	20,650.00
Street lighting
Sanitation	
Street cleaning
Garbage and ash removal
Sewers
Health and Charities	
Health service	1,650.00
Welfare—public assistance	625.00
Hospitals (aid and maintenance)
Other
Recreation	
Beaches and boardwalks
Parks and playgrounds
Other
Educational	
(Exclusive of school districts)
Unclassified Purposes	
(Including contingent)	3,250.00
SUB-TOTAL—Municipal functions..	\$47,025.00
Per Capita—Municipal functions	\$40.71
Capital imp'ts and capital imp't fund	\$12,300.00
Debt Service	
Principal payments
Interest payments
Total
Per Capita Debt Service	
Deferred Charges and Statutory Expenditures	
Emergencies
Other deferred chgs.	\$150.00
Total	150.00
TOTAL—Municipal expenditures ...	\$59,475.00
Required Payments for Local School, County, and Special District Taxes	
	115,896.85
TOTAL EXPENDITURES AND REQUIRED PAYMENTS	\$175,371.85
Reserve for uncollected taxes	\$22,055.04
GRAND TOTAL—Budget	\$197,426.89
RECEIPTS AND REVENUES REALIZED IN 1956 TO MEET EXPENDITURES AND RE-REQUIRED PAYMENTS	
Surplus revenue appropriated ..	\$20,000.00
Miscellaneous revenues realized.	17,000.50
State aid revenues realized	11,925.00
Delinquent taxes including	
liens—1956 collections	7,179.52
Current taxes—1956 collections..	142,206.89
Emergency borrowings
TOTAL RECEIPTS AND REVENUES REALIZED	\$198,311.91

CAPITAL OUTLAY—1956

Beaches and boardwalks
Buildings and equipment
Parks and playgrounds
Sewers
Streets, roads and bridges	\$2,694.89
Water supply
Other

Tax rate	\$10.21
Local school tax rate	5.97
County tax rate	2.14
Local purpose tax rate	2.10

TAXES

Local school tax ...	\$85,342.35	
County taxes	30,554.50	
Special district taxes	
Local purpose levy	\$115,896.85
		30,005.04
Total tax levy (tax duplicate) ..		<u>\$145,901.89</u>
Per Capita Total Tax Levy		
		\$126.32
Current		
1956 taxes levied (total)		\$152,120.20
Collected in 1956		142,206.89
Per cent of levy collected in 1956 ...	93.48	
Transferred to liens		635.10
Cancelled, abated or adjusted		285.88
Outstanding December 31, 1956 ..		<u>\$8,992.33</u>

All Prior Years Outstanding	
Balance January 1, 1956	\$6,863.47
Collected in 1956	6,807.98
Balance December 31, 1956	<u>\$0.10</u>

Tax Title Liens Outstanding	
Balance January 1, 1956	\$3,892.37
Redeemed by cash	371.54
Balance December 31, 1956	<u>\$4,239.09</u>

Property Acquired by Deed or Foreclosure	
Balance January 1, 1956	\$600.00
Sale for cash
Balance December 31, 1956	<u>\$600.00</u>

CAPITAL DEBT, DECEMBER 31, 1956

Gross Debt	
School debt	\$68,000.00
Self-liquidating debt.
Other capital debt ..	2,148.00

TOTAL GROSS DEBT

\$70,148.00

Per Capita Gross Debt

\$60.73

Deductions for	
School debt	\$68,000.00
Self-liquidating debt.
Other capital debt

TOTAL DEDUCTIONS

68,000.00

NET DEBT

\$2,148.00

Average Assessed Valuations	
Real Property 1954-1955-1956..	\$1,287,420.00
Per Cent of Net Debt	0.16

CURRENT FINANCES DECEMBER 31, 1956

Cash	\$43,911.29
Taxes receivable	8,992.43
Tax title liens	4,239.09
Foreclosed property	600.00
Other receivables	1,700.00
State road aid receivable	23,850.00
Emergencies and deferred charges

TOTAL ASSETS

\$83,292.81

Cash liabilities	\$23,416.07
Reserves for receivables	15,531.52
Surplus revenue	44,345.22

TOTAL LIABILITIES AND

SURPLUS

\$83,292.81

BORDENTOWN CITY—BURLINGTON COUNTY

Population Census, 1950—5,497

Land Area 0.92 sq. mi.

Net Valuation Taxable \$2,870,901

EXPENDITURES AND REQUIRED PAYMENTS FOR 1956

General Government	
Administrative and executive	\$29,183.20
Assessment and collection of taxes	7,509.57
Finance Department	
Protection to Persons & Property	
Fire	13,300.47
Police	41,073.38
Other	
Streets and Roads	
Repairs and maintenance	9,729.45
Street lighting	6,200.00
Sanitation	
Street cleaning	3,335.83
Garbage and ash removal	12,524.85
Sewers	12,455.94
Health and Charities	
Health service	825.03
Welfare—public assistance	1,600.00
Hospitals (aid and maintenance)	
Other	
Recreation	
Beaches and boardwalks	
Parks and playgrounds	2,947.28
Other	
Educational	
(Exclusive of school districts) ..	1,000.00
Unclassified Purposes	
(Including contingent)	5,010.00
SUB-TOTAL—Municipal functions..	\$146,695.00

Per Capita—Municipal functions		\$26.69
Capital imp'ts and capital imp't fund	\$3,000.00	
Debt Service		
Principal payments ..	\$49,000.00	
Interest payments ..	24,751.44	
Total		*73,751.44
Per Capita Debt Service		\$13.42
Deferred Charges and Statutory Expenditures		
Emergencies	\$1,200.00	
Other deferred chgs.	6,985.00	
Total		8,185.00

TOTAL—Municipal expenditures ... **\$231,631.44**
Required Payments for Local School, County, and Special District Taxes **140,800.36**
TOTAL EXPENDITURES AND REQUIRED PAYMENTS **\$372,431.80**

 Reserve for uncollected taxes
 \$41,258.50 |**GRAND TOTAL—Budget** **\$413,690.30**
RECEIPTS AND REVENUES REALIZED IN 1956 TO MEET EXPENDITURES AND REQUIRED PAYMENTS

Surplus revenue appropriated ..	\$34,000.00
Miscellaneous revenues realized ..	73,012.15
State aid revenues realized	10,565.93
Delinquent taxes including	
Liens—1956 collections	26,561.24
Current taxes—1956 collections..	269,268.65
Emergency borrowings	

TOTAL RECEIPTS AND REVENUES REALIZED **\$413,407.97**
CAPITAL OUTLAY—1956

Beaches and boardwalks	
Buildings and equipment	\$408,780.27
Parks and playgrounds	
Sewers	996.15
Streets, roads and bridges	12,500.00
Water supply ..	4,970.98
Other	166.96

Tax rate	\$9.98
Local school tax rate	5.13
County tax rate	1.71
Local purpose tax rate	3.14

TAXES

Local school tax ...	\$147,263.04
County taxes	48,998.82
Special district taxes	
Local purpose levy	\$196,261.86
	93,538.50
Total tax levy (tax duplicate) ..	\$289,800.36

Per Capita Total Tax Levy **\$52.72**
Current

1956 taxes levied (total)	\$291,353.25
Collected in 1956	269,268.65
Per cent of levy collected in 1956 ...	92.41
Transferred to liens	
Cancelled, abated or adjusted	85.48
Outstanding December 31, 1956 ..	\$21,999.12

All Prior Years Outstanding

Balance January 1, 1956	\$27,058.12
Collected in 1956	26,561.24
Balance December 31, 1956	\$449.70

Tax Title Liens Outstanding

Balance January 1, 1956	\$44.10
Redeemed by cash	
Balance December 31, 1956	\$44.10

Property Acquired by Deed or Foreclosure

Balance January 1, 1956	
Sale for cash	
Balance December 31, 1956	

CAPITAL DEBT, DECEMBER 31, 1956
Gross Debt

School debt	\$773,000.00
Self-liquidating debt ..	207,500.00
Other capital debt ..	69,000.00

TOTAL GROSS DEBT **\$1,049,500.00**
Per Capita Gross Debt **\$190.92**
Deductions for

School debt	\$208,764.00
Self-liquidating debt ..	207,500.00
Other capital debt ..	

TOTAL DEDUCTIONS **416,264.00**
NET DEBT **\$633,236.00**
Average Assessed Valuations
Real Property 1954-1955-1956.. **\$2,609,553.00**
Per Cent of Net Debt **24.26**
CURRENT FINANCES DECEMBER 31, 1956

Cash	\$102,769.90
Taxes receivable	22,448.82
Tax title liens	44.10
Foreclosed property	
Other receivables	517.82
State road aid receivable	
Emergencies and deferred charges ..	2,165.00

TOTAL ASSETS **\$127,945.64**

Cash liabilities	\$23,099.57
Reserves for receivables	23,010.74
Surplus revenue	81,835.33

TOTAL LIABILITIES AND SURPLUS **\$127,945.64**

* Includes \$55,461.50 Chapter VI School Debt Service.

BORDENTOWN TOWNSHIP—BURLINGTON COUNTY

Population Census, 1950—2,033 Land Area 7.41 sq. mi. Net Valuation Taxable \$3,237,073

EXPENDITURES AND REQUIRED PAYMENTS FOR 1956		Tax rate	\$9.23
General Government		Local school tax rate	6.27
Administrative and executive	\$17,530.00	County tax rate	2.82
Assessment and collection of taxes	6,775.00	Local purpose tax rate	0.14
Finance Department		TAXES	
Protection to Persons & Property		Local school tax ...	\$202,997.69
Fire	4,345.00	County taxes	91,418.19
Police	6,625.00	Special district taxes	
Other			
Streets and Roads		Local purpose levy	\$294,415.88
Repairs and maintenance	21,900.00		4,150.00
Street lighting	4,250.00	Total tax levy (tax duplicate) ..	<u>\$298,565.88</u>
Sanitation		Per Capita Total	
Street cleaning		Tax Levy	\$146.86
Garbage and ash removal	330.00	Current	
Sewers		1956 taxes levied (total)	\$308,138.77
Health and Charities		Collected in 1956	272,598.94
Health service	425.00	Per cent of levy col-	
Welfare—public assistance	675.00	lected in 1956 ...	88.46
Hospitals (aid and maintenance)		Transferred to liens	
Other		Cancelled, abated or adjusted ..	
Recreation		Outstanding December 31, 1956 ..	<u>\$35,539.83</u>
Beaches and boardwalks		All Prior Years Outstanding	
Parks and playgrounds		Balance January 1, 1956	\$33,753.88
Other		Collected in 1956	22,508.80
Educational		Balance December 31, 1956	<u>\$11,245.08</u>
(Exclusive of school districts) ..		Tax Title Liens Outstanding	
Unclassified Purposes		Balance January 1, 1956	
(Including contingent)		Redeemed by cash	
		Balance December 31, 1956	
SUB-TOTAL—Municipal functions ..	<u>\$62,855.00</u>	Property Acquired by Deed or Foreclosure	
Per Capita—Municipal functions	\$30.92	Balance January 1, 1956	\$350.00
Capital imp'ts and capital imp't fund	\$15,000.00	Sale for cash	
Debt Service		Balance December 31, 1956	<u>\$350.00</u>
Principal payments ..	\$20,000.00	CAPITAL DEBT, DECEMBER 31, 1956	
Interest payments ..	10,888.00	Gross Debt	
Total	*30,888.00	School debt	\$561,000.00
Per Capita Debt Service	\$15.19	Self-liquidating debt.	
Deferred Charges and Statutory Expenditures		Other capital debt ..	1,000.00
Emergencies	\$16,000.00	TOTAL GROSS DEBT	\$562,000.00
Other deferred chgs.	1,569.07	Per Capita Gross Debt	\$276.44
Total	17,569.07	Deductions for	
TOTAL—Municipal expenditures ...	<u>\$126,312.07</u>	School debt	\$156,361.00
Required Payments for Local School, County, and Special District Taxes	248,565.88	Self-liquidating debt.	
TOTAL EXPENDITURES AND REQUIRED PAYMENTS	\$374,877.95	Other capital debt ..	1,000.00
Reserve for uncollected taxes	\$39,345.00	TOTAL DEDUCTIONS	157,361.00
GRAND TOTAL—Budget	<u>\$414,222.95</u>	NET DEBT	<u>\$404,639.00</u>
RECEIPTS AND REVENUES REALIZED IN 1956 TO MEET EXPENDITURES AND REQUIRED PAYMENTS		Average Assessed Valuations	
Surplus revenue appropriated ..	\$35,000.00	Real Property 1954-1955-1956 ..	\$2,606,025.00
Miscellaneous revenues realized.	81,161.86	Per Cent of Net Debt	15.52
State aid revenues realized	6,916.46	CURRENT FINANCES DECEMBER 31, 1956	
Delinquent taxes including		Cash	\$109,535.20
liens—1956 collections	22,508.80	Taxes receivable	46,784.91
Current taxes—1956 collections ..	272,598.94	Tax title liens	
Emergency borrowings		Foreclosed property	350.00
TOTAL RECEIPTS AND REVENUES REALIZED	<u>\$418,186.00</u>	Other receivables	2,385.75
		State road aid receivable	
		Emergencies and deferred charges ..	1,343.49
		TOTAL ASSETS	<u>\$160,399.35</u>
CAPITAL OUTLAY—1956		Cash liabilities	\$29,836.44
Beaches and boardwalks		Reserves for receivables	49,520.66
Buildings and equipment	\$156,990.85	Surplus revenue	81,042.25
Parks and playgrounds		TOTAL LIABILITIES AND SURPLUS	<u>\$160,399.35</u>
Sewers			
Streets, roads and bridges	9,618.98		
Water supply			
Other			

* Includes \$30,850.00 Chapter VI School Debt Service.

BOUND BROOK BOROUGH—SOMERSET COUNTY

Population Census, 1950—8,374

Land Area 1.6 sq. mi.

Net Valuation Taxable \$8,241,937

EXPENDITURES AND REQUIRED PAYMENTS FOR 1956

General Government	
Administrative and executive	\$61,347.91
Assessment and collection of taxes	12,160.00
Finance Department	2,700.00
Protection to Persons & Property	
Fire	21,137.00
Police	94,352.00
Other
Streets and Roads	
Repairs and maintenance	54,050.00
Street lighting	17,700.00
Sanitation	
Street cleaning
Garbage and ash removal	32,745.20
Sewers	20,500.00
Health and Charities	
Health service	7,300.00
Welfare—public assistance	2,550.00
Hospitals (aid and maintenance)	1,000.00
Other	400.00
Recreation	
Beaches and boardwalks
Parks and playgrounds	14,000.00
Other
Educational	
(Exclusive of school districts) ..	22,400.00
Unclassified Purposes	
(Including contingent)	8,400.00
SUB-TOTAL—Municipal functions..	\$372,742.11

Per Capita—Municipal functions		\$44.51
Capital imp'ts and capital imp't fund	\$16,400.00	
Debt Service		
Principal payments ..	\$27,880.00	
Interest payments ..	2,523.75	
Total	30,403.75	
Per Capita Debt Service		\$3.63
Deferred Charges and Statutory Expenditures		
Emergencies	
Other deferred chgs. ..	\$25,595.44	
Total	25,595.44	

TOTAL—Municipal expenditures ... \$445,141.30

Required Payments for Local School, County, and Special District Taxes 516,045.38

TOTAL EXPENDITURES AND REQUIRED PAYMENTS **\$961,186.68**

Reserve for uncollected taxes \$59,389.63

GRAND TOTAL—Budget **\$1,020,576.31**

RECEIPTS AND REVENUES REALIZED IN 1956 TO MEET EXPENDITURES AND REQUIRED PAYMENTS

Miscellaneous revenue appropriated ..	\$112,000.00
Miscellaneous revenues realized	132,760.97
State aid revenues realized	17,551.42
Delinquent taxes including	
liens—1956 collections	18,402.03
current taxes—1956 collections ..	743,791.99
Emergency borrowings

TOTAL RECEIPTS AND REVENUES REALIZED **\$1,024,506.41**

CAPITAL OUTLAY—1956

Beaches and boardwalks
Buildings and equipment	\$1,853.72
Parks and playgrounds	2,011.15
Sewers	4,927.71
Streets, roads and bridges
Water supply
Other

Tax rate	\$9.14
Local school tax rate	5.26
County tax rate	1.00
Local purpose tax rate	2.88

TAXES

Local school tax ...	\$433,556.73	
County taxes	82,488.65	
Special district taxes	
Local purpose levy	516,045.38	
Total tax levy (tax duplicate) ..	\$760,380.31	

Per Capita Total Tax Levy **\$90.80**

Current	
1956 taxes levied (total)	\$765,787.26
Collected in 1956	743,791.99
Per cent of levy collected in 1956 ...	97.12
Transferred to liens
Cancelled, abated or adjusted ...	1,452.65
Outstanding December 31, 1956 ..	\$20,542.62

All Prior Years Outstanding	
Balance January 1, 1956	\$20,141.34
Collected in 1956	18,402.03
Balance December 31, 1956	\$1,154.52

Tax Title Liens Outstanding	
Balance January 1, 1956
Redeemed by cash
Balance December 31, 1956

Property Acquired by Deed or Foreclosure	
Balance January 1, 1956
Sale for cash
Balance December 31, 1956

CAPITAL DEBT, DECEMBER 31, 1956

Gross Debt	
School debt	\$1,054,000.00
Self-liquidating debt
Other capital debt ..	96,520.00

TOTAL GROSS DEBT **\$1,150,520.00**
Per Capita Gross Debt **\$137.39**

Deductions for	
School debt	\$592,292.00
Self-liquidating debt
Other capital debt ..	6,310.00

TOTAL DEDUCTIONS **598,602.00**
NET DEBT **\$551,918.00**

Average Assessed Valuations	
Real Property 1954-1955-1956 ..	\$7,403,654.00
Per Cent of Net Debt	7.45

CURRENT FINANCES DECEMBER 31, 1956

Cash	\$220,493.95
Taxes receivable	21,697.14
Tax title liens
Foreclosed property
Other receivables	1,862.53
State road aid receivable	17,030.46
Emergencies and deferred charges

TOTAL ASSETS **\$261,084.08**

Cash liabilities	\$34,319.48
Reserves for receivables	23,559.67
Surplus revenue	203,204.93

TOTAL LIABILITIES AND SURPLUS **\$261,084.08**

BRADLEY BEACH BOROUGH—MONMOUTH COUNTY

Population Census, 1950—3,911

Land Area 0.70 sq. mi.

Net Valuation Taxable \$6,348,542

EXPENDITURES AND REQUIRED PAYMENTS FOR 1956	
General Government	
Administrative and executive	\$66,858.66
Assessment and collection of taxes	5,519.18
Finance Department	
Protection to Persons & Property	
Fire	17,402.54
Police	83,102.30
Other	
Streets and Roads	
Repairs and maintenance	43,643.12
Street lighting	
Sanitation	
Street cleaning	
Garbage and ash removal	45,885.80
Sewers	8,221.26
Health and Charities	
Health service	2,195.50
Welfare—public assistance	5,314.36
Hospitals (aid and maintenance) ..	
Other	
Recreation	
Beaches and boardwalks	70,817.27
Parks and playgrounds	3,300.00
Other	
Educational	
(Exclusive of school districts) ..	7,225.50
Unclassified Purposes	
(Including contingent)	2,719.25
SUB-TOTAL—Municipal functions..	\$362,204.74
Per Capita—Municipal functions	
Capital imp'ts and capital imp't fund	\$92.61
Debt Service	\$8,566.02
Principal payments .	\$32,000.00
Interest payments ..	8,945.50
Total	40,945.50
Per Capita Debt Service	
	\$10.47
Deferred Charges and Statutory Expenditures	
Emergencies	\$5,863.91
Other deferred chgs.	21,886.52
Total	27,750.43
TOTAL—Municipal expenditures ...	\$439,466.69
Required Payments for Local School, County, and Special District Taxes	
	287,459.35
TOTAL EXPENDITURES AND REQUIRED PAYMENTS	\$726,926.04
Reserve for uncollected taxes	\$56,475.94
GRAND TOTAL—Budget	\$783,401.98
RECEIPTS AND REVENUES REALIZED IN 1956 TO MEET EXPENDITURES AND REQUIRED PAYMENTS	
Surplus revenue appropriated ..	\$38,800.00
Miscellaneous revenues realized.	186,854.83
State aid revenues realized	3,457.89
Delinquent taxes including liens—1956 collections	
	42,785.85
Current taxes—1956 collections..	509,022.03
Emergency borrowings	
TOTAL RECEIPTS AND REVENUES REALIZED	\$780,920.60

CAPITAL OUTLAY—1956

Beaches and boardwalks	\$26,039.28
Buildings and equipment	96,687.42
Parks and playgrounds	1,628.42
Sewers	
Streets, roads and bridges	
Water supply	
Other	

Tax rate	\$8.50
Local school tax rate	3.16
County tax rate	1.37
Local purpose tax rate	3.97

TAXES

Local school tax ...	\$200,655.98
County taxes	86,803.37
Special district taxes	
Local purpose levy	\$287,459.35
	254,236.69
Total tax levy (tax duplicate) ..	\$541,696.04

Per Capita Total Tax Levy	\$138.51
--	-----------------

Current	
1956 taxes levied (total)	\$541,625.64
Collected in 1956	509,022.03
Per cent of levy collected in 1956 ...	93.98
Transferred to liens	
Cancelled, abated or adjusted ...	1,359.98
Outstanding December 31, 1956 ..	\$31,243.63

All Prior Years Outstanding	
Balance January 1, 1956	\$42,815.33
Collected in 1956	42,785.85
Balance December 31, 1956	

Tax Title Liens Outstanding	
Balance January 1, 1956	\$42.96
Redeemed by cash	
Balance December 31, 1956	\$42.96

Property Acquired by Deed or Foreclosure	
Balance January 1, 1956	\$26,735.00
Sale for cash	
Balance December 31, 1956	\$26,735.00

CAPITAL DEBT, DECEMBER 31, 1956

Gross Debt	
School debt	
Self-liquidating debt.	
Other capital debt ..	\$482,750.00
TOTAL GROSS DEBT	\$482,750.00
Per Capita Gross Debt	\$123.43

Deductions for	
School debt	
Self-liquidating debt.	
Other capital debt ..	
TOTAL DEDUCTIONS	
NET DEBT	\$482,750.00

Average Assessed Valuations	
Real Property 1954-1955-1956..	\$5,932,827.00
Per Cent of Net Debt	8.13

CURRENT FINANCES DECEMBER 31, 1956

Cash	\$26,567.72
Taxes receivable	31,243.63
Tax title liens	42.96
Foreclosed property	26,735.00
Other receivables	62,000.00
State road aid receivable	1,675.88
Emergencies and deferred charges ..	5,148.14
TOTAL ASSETS	\$153,413.33

Cash liabilities	\$9,323.10
Reserves for receivables	120,021.59
Surplus revenue	24,068.64
TOTAL LIABILITIES AND SURPLUS	\$153,413.33

BRANCHBURG TOWNSHIP—SOMERSET COUNTY

Population Census, 1950—1,958 Land Area 20.2 sq. mi. Net Valuation Taxable \$2,854,080

EXPENDITURES AND REQUIRED PAYMENTS FOR 1956	
General Government	
Administrative and executive	\$14,000.15
Assessment and collection of taxes	3,975.00
Finance Department	709.85
Protection to Persons & Property	
Fire	5,250.00
Police	5,215.00
Other
Streets and Roads	
Repairs and maintenance	54,920.00
Street lighting	1,700.00
Sanitation	
Street cleaning
Garbage and ash removal
Sewers
Health and Charities	
Health service	5,550.00
Welfare—public assistance	1,250.00
Hospitals (aid and maintenance)	350.00
Other
Recreation	
Beaches and boardwalks
Parks and playgrounds
Other	750.00
Educational	
(Exclusive of school districts)
Unclassified Purposes	
(Including contingent)	1,000.00
SUB-TOTAL—Municipal functions..	\$94,670.00
Per Capita—Municipal functions	\$48.35
Capital imp'ts and capital imp't fund	\$13,318.51
Debt Service	
Principal payments
Interest payments
Total
Per Capita Debt Service	
Deferred Charges and Statutory Expenditures	
Emergencies	\$650.00
Other deferred chgs.	1,000.00
Total	1,650.00
TOTAL—Municipal expenditures ...	\$109,638.51
Required Payments for Local School, County, and Special District Taxes	
	210,870.22
TOTAL EXPENDITURES AND REQUIRED PAYMENTS	\$320,508.73
Reserve for uncollected taxes	\$37,320.20
GRAND TOTAL—Budget	\$357,828.93
RECEIPTS AND REVENUES REALIZED IN 1956 TO MEET EXPENDITURES AND REQUIRED PAYMENTS	
Surplus revenue appropriated ..	\$17,000.00
Miscellaneous revenues realized.	42,674.31
State aid revenues realized	6,588.00
Delinquent taxes including	
liens—1956 collections	26,529.06
Current taxes—1956 collections ..	245,509.23
Emergency borrowings
TOTAL RECEIPTS AND REVENUES REALIZED	\$338,300.60
CAPITAL OUTLAY—1956	
Beaches and boardwalks
Buildings and equipment
Parks and playgrounds
Sewers
Streets, roads and bridges
Water supply
Other

Tax rate	\$9.53
Local school tax rate	6.07
County tax rate	1.32
Local purpose tax rate	2.14
TAXES	
Local school tax ...	\$173,338.18
County taxes	37,532.04
Special district taxes
Local purpose levy	\$210,870.22
	61,027.20
Total tax levy (tax duplicate) ..	\$271,897.42
Per Capita Total Tax Levy	\$138.86
Current	
1956 taxes levied (total)	\$274,542.49
Collected in 1956	245,509.23
Per cent of levy collected in 1956 ...	89.42
Transferred to liens
Cancelled, abated or adjusted ..	371.67
Outstanding December 31, 1956 ..	\$28,661.59
All Prior Years Outstanding	
Balance January 1, 1956	\$29,747.69
Collected in 1956	26,529.06
Balance December 31, 1956	\$2,903.15
Tax Title Liens Outstanding	
Balance January 1, 1956
Redeemed by cash
Balance December 31, 1956
Property Acquired by Deed or Foreclosure	
Balance January 1, 1956
Sale for cash
Balance December 31, 1956
CAPITAL DEBT, DECEMBER 31, 1956	
Gross Debt	
School debt	\$302,000.00
Self-liquidating debt.
Other capital debt
TOTAL GROSS DEBT	\$302,000.00
Per Capita Gross Debt	\$154.24
Deductions for	
School debt	\$146,355.00
Self-liquidating debt.
Other capital debt
TOTAL DEDUCTIONS	146,355.00
NET DEBT	\$155,645.00
Average Assessed Valuations	
Real Property 1954-1955-1956 ..	\$2,430,253.00
Per Cent of Net Debt	6.38
CURRENT FINANCES DECEMBER 31, 1956	
Cash	\$60,746.20
Taxes receivable	31,591.74
Tax title liens
Foreclosed property
Other receivables	75.00
State road aid receivable
Emergencies and deferred charges ..	3,318.51
TOTAL ASSETS	\$95,731.45
Cash liabilities	\$19,392.17
Reserves for receivables	31,666.74
Surplus revenue	44,672.54
TOTAL LIABILITIES AND SURPLUS	\$95,731.45

BRANCHVILLE BOROUGH—SUSSEX COUNTY

Population Census, 1950—810 Land Area 0.5 sq. mi. Net Valuation Taxable \$622,899

EXPENDITURES AND REQUIRED PAYMENTS FOR 1956	
General Government	
Administrative and executive	\$3,451.19
Assessment and collection of taxes	1,136.88
Finance Department	250.00
Protection to Persons & Property	
Fire	3,510.00
Police	450.00
Other
Streets and Roads	
Repairs and maintenance	3,395.40
Street lighting	2,700.00
Sanitation	
Street cleaning
Garbage and ash removal	2,400.00
Sewers
Health and Charities	
Health service	207.07
Welfare—public assistance	257.70
Hospitals (aid and maintenance) ..	150.00
Other
Recreation	
Beaches and boardwalks
Parks and playgrounds	150.00
Other	200.00
Educational	
(Exclusive of school districts) ..	100.00
Unclassified Purposes	
(Including contingent)
SUB-TOTAL—Municipal functions..	\$18,358.24
Per Capita—Municipal functions ...	\$22.66
Capital imp'ts and capital imp't fund	\$1,004.36
Debt Service	
Principal payments
Interest payments
Total
Per Capita Debt Service	
Deferred Charges and Statutory Expenditures	
Emergencies
Other deferred chgs. \$15,922.96
Total	15,922.96
TOTAL—Municipal expenditures ...	\$35,285.56
Required Payments for Local School, County, and Special District Taxes	
.....	60,117.67
TOTAL EXPENDITURES AND REQUIRED PAYMENTS	\$95,403.23
Reserve for uncollected taxes	\$2,000.00
GRAND TOTAL—Budget	\$97,403.23
RECEIPTS AND REVENUES REALIZED IN 1956 TO MEET EXPENDITURES AND REQUIRED PAYMENTS	
Surplus revenue appropriated ..	\$14,459.38
Miscellaneous revenues realized.	27,204.08
State aid revenues realized	1,499.00
Delinquent taxes including liens—1956 collections	
Current taxes—1956 collections..	58,718.57
Emergency borrowings
TOTAL RECEIPTS AND REVENUES REALIZED	\$101,881.03
CAPITAL OUTLAY—1956	
Beaches and boardwalks
Buildings and equipment
Parks and playgrounds
Sewers
Streets, roads and bridges
Water supply
Other	\$2,500.00

Tax rate	\$9.66
Local school tax rate	6.68
County tax rate	2.97
Local purpose tax rate	0.01
TAXES	
Local school tax ...	\$41,601.03
County taxes	18,516.64
Special district taxes
Local purpose levy	\$60,117.67
.....	1,003.46
Total tax levy (tax duplicate) ..	\$61,121.13
Per Capita Total Tax Levy	\$75.46
Current	
1956 taxes levied (total)	\$61,169.19
Collected in 1956	58,718.57
Per cent of levy collected in 1956 ...	95.99
Transferred to liens
Cancelled, abated or adjusted
Outstanding December 31, 1956 ..	\$2,450.62
All Prior Years Outstanding	
Balance January 1, 1956	\$1,213.53
Collected in 1956	1,170.18
Balance December 31, 1956	\$43.35
Tax Title Liens Outstanding	
Balance January 1, 1956
Redeemed by cash
Balance December 31, 1956
Property Acquired by Deed or Foreclosure	
Balance January 1, 1956
Sale for cash
Balance December 31, 1956
CAPITAL DEBT, DECEMBER 31, 1956	
Gross Debt	
School debt	\$62,000.00
Self-liquidating debt.	10,000.00
Other capital debt
TOTAL GROSS DEBT	\$72,000.00
Per Capita Gross Debt	\$88.89
Deductions for	
School debt	\$33,852.00
Self-liquidating debt.	10,000.00
Other capital debt
TOTAL DEDUCTIONS	43,852.00
NET DEBT	\$28,148.00
Average Assessed Valuations	
Real Property 1954-1955-1956..	\$564,207.00
Per Cent of Net Debt	4.98
CURRENT FINANCES DECEMBER 31, 1956	
Cash	\$46,736.28
Taxes receivable	2,493.97
Tax title liens
Foreclosed property
Other receivables	367.28
State road aid receivable	9,616.96
Emergencies and deferred charges ..	463.98
TOTAL ASSETS	\$59,678.47
Cash liabilities	\$17,684.28
Reserves for receivables	2,861.25
Surplus revenue	39,132.94
TOTAL LIABILITIES AND SURPLUS	\$59,678.47

BRICK TOWNSHIP—OCEAN COUNTY

Population Census, 1950—4,319
Land Area 26.4 sq. mi.
Net Valuation Taxable \$5,385,923

EXPENDITURES AND REQUIRED PAYMENTS FOR 1956	
General Government	
Administrative and executive	\$63,650.00
Assessment and collection of taxes	23,300.00
Finance Department	950.00
Protection to Persons & Property	
Fire	6,350.00
Police	6,350.00
Other
Streets and Roads	
Repairs and maintenance	39,000.00
Street lighting	2,100.00
Sanitation	
Street cleaning
Garbage and ash removal	48,000.00
Sewers
Health and Charities	
Health service	2,100.00
Welfare—public assistance	5,300.00
Hospitals (aid and maintenance)
Other
Recreation	
Beaches and boardwalks	6,950.00
Parks and playgrounds
Other
Educational	
(Exclusive of school districts)
Unclassified Purposes	
(Including contingent)	100.00
SUB-TOTAL—Municipal functions	\$197,800.00
Per Capita—Municipal functions \$45.80	
Capital imp'ts and capital imp't fund	\$49,000.00
Debt Service	
Principal payments	\$7,804.00
Interest payments	1,684.50
Total	9,488.50
Per Capita Debt Service \$2.20	
Deferred Charges and Statutory Expenditures	
Emergencies	\$5,900.00
Other deferred chgs.	10,671.87
Total	16,571.87
TOTAL—Municipal expenditures	\$272,860.37
Required Payments for Local School, County, and Special District Taxes 685,514.75	
TOTAL EXPENDITURES AND REQUIRED PAYMENTS	\$958,375.12
Reserve for uncollected taxes	\$68,315.27
GRAND TOTAL—Budget	\$1,026,690.39
RECEIPTS AND REVENUES REALIZED IN 1956 TO MEET EXPENDITURES AND REQUIRED PAYMENTS	
Surplus revenue appropriated	\$70,000.00
Miscellaneous revenues realized	135,786.39
State aid revenues realized	7,980.00
Delinquent taxes including	
Liens—1956 collections	40,528.22
Current taxes—1956 collections	709,150.55
Emergency borrowings
TOTAL RECEIPTS AND REVENUES REALIZED	\$963,445.16

CAPITAL OUTLAY—1956

Beaches and boardwalks
Buildings and equipment
Parks and playgrounds
Sewers
Streets, roads and bridges
Water supply
Other

Tax rate	\$13.46
Local school tax rate	8.26
County tax rate	3.95
Local purpose tax rate	1.25
TAXES	
Local school tax	\$445,104.57
County taxes	212,710.18
Special district taxes	27,700.00
Local purpose levy	\$685,514.75
	66,945.64
Total tax levy (tax duplicate)	\$752,460.39
Per Capita Total Tax Levy	\$174.22
Current	
1956 taxes levied (total)	\$775,898.89
Collected in 1956	709,150.55
Per cent of levy collected in 1956	91.39
Transferred to liens	2,000.00
Cancelled, abated or adjusted
Outstanding December 31, 1956	\$64,748.34
All Prior Years Outstanding	
Balance January 1, 1956	\$39,590.03
Collected in 1956	35,446.48
Balance December 31, 1956	\$2,733.13
Tax Title Liens Outstanding	
Balance January 1, 1956	\$28,122.85
Redeemed by cash	5,081.74
Balance December 31, 1956	\$27,572.38
Property Acquired by Deed or Foreclosure	
Balance January 1, 1956	\$4,100.00
Sale for cash
Balance December 31, 1956	\$4,100.00
CAPITAL DEBT, DECEMBER 31, 1956	
Gross Debt	
School debt	\$1,864,000.00
Self-liquidating debt
Other capital debt	52,000.00
TOTAL GROSS DEBT	\$1,916,000.00
Per Capita Gross Debt \$443.62	
Deductions for	
School debt	\$378,402.00
Self-liquidating debt
Other capital debt
TOTAL DEDUCTIONS	378,402.00
NET DEBT	\$1,537,598.00
Average Assessed Valuations	
Real Property 1954-1955-1956	\$4,730,022.00
Per Cent of Net Debt	32.50
CURRENT FINANCES DECEMBER 31, 1956	
Cash	\$258,931.77
Taxes receivable	67,481.47
Tax title liens	27,572.38
Foreclosed property	4,100.00
Other receivables	4,071.50
State road aid receivable	26,200.00
Emergencies and deferred charges	51,257.97
TOTAL ASSETS	\$439,615.09
Cash liabilities	\$176,650.86
Reserves for receivables	103,225.35
Surplus revenue	159,738.88
TOTAL LIABILITIES AND SURPLUS	\$439,615.09

BRIDGETON CITY—CUMBERLAND COUNTY

Population Census, 1950—18,378

Land Area 6.50 sq. mi.

Net Valuation Taxable \$18,319,897

EXPENDITURES AND REQUIRED PAYMENTS FOR 1956

General Government

Administrative and executive . . . \$63,505.00

Assessment and collection of taxes 20,195.00

Finance Department 10,559.00

Protection to Persons & Property

Fire 71,356.00

Police 134,152.75

Other

Streets and Roads

Repairs and maintenance 73,910.00

Street lighting 35,912.00

Sanitation

Street cleaning

Garbage and ash removal 17,800.00

Sewers

Health and Charities

Health service 17,177.00

Welfare—public assistance 18,447.42

Hospitals (aid and maintenance) 10,000.00

Other

Recreation

Beaches and boardwalks

Parks and playgrounds 24,469.00

Other 11,298.00

Educational
(Exclusive of school districts) 20,406.00

Unclassified Purposes
(Including contingent) 21,715.00

SUB-TOTAL—Municipal functions.. **\$550,902.17**

Tax rate \$7.16

Local school tax rate 3.58

County tax rate 1.35

Local purpose tax rate 2.23

TAXES

Local school tax . . . \$656,568.45

County taxes 246,816.91

Special district taxes

Local purpose levy \$903,385.36

416,906.91

Total tax levy (tax duplicate) **\$1,320,292.27**

Per Capita Total Tax Levy \$71.84

Per Capita—Municipal functions \$29.08

Capital imp'ts and capital imp't fund \$36,000.00

Debt Service

Principal payments . . . \$72,089.00

Interest payments 15,372.88

Total *87,461.88

Per Capita Debt Service \$4.76

Deferred Charges and Statutory Expenditures

Emergencies \$4,332.99

Other deferred chgs. . . . 33,154.30

Total 37,487.29

Current

1956 taxes levied (total) \$1,312,563.68

Collected in 1956 1,205,741.92

Per cent of levy collected in 1956 91.86

Transferred to liens 400.45

Cancelled, abated or adjusted 1,768.55

Outstanding December 31, 1956 **\$104,652.76**

All Prior Years Outstanding

Balance January 1, 1956 \$160,084.47

Collected in 1956 83,453.73

Balance December 31, 1956 **\$74,680.71**

TOTAL—Municipal expenditures \$711,851.34

Tax Title Liens Outstanding

Balance January 1, 1956 \$1,879.31

Redeemed by cash 141.92

Balance December 31, 1956 **\$2,194.13**

Required Payments for Local School, County, and Special District Taxes 856,271.19

Property Acquired by Deed or Foreclosure

Balance January 1, 1956 \$7,075.00

Sale for cash

Balance December 31, 1956 **\$7,075.00**

TOTAL EXPENDITURES AND REQUIRED PAYMENTS \$1,568,122.53

CAPITAL DEBT, DECEMBER 31, 1956

Gross Debt

School debt \$4,094,000.00

Self-liquidating debt. 1,853,676.00

Other capital debt 685,324.00

TOTAL GROSS DEBT \$6,633,000.00

Per Capita Gross Debt \$360.92

Reserve for uncollected taxes \$113,700.91

GRAND TOTAL—Budget \$1,681,823.44

RECEIPTS AND REVENUES REALIZED IN 1956 TO MEET EXPENDITURES AND REQUIRED PAYMENTS

Surplus revenue appropriated . . . \$50,000.00

Miscellaneous revenues realized. . . 206,472.65

State aid revenues realized 24,664.05

Delinquent taxes including

Liens—1956 collections 83,595.65

Current taxes—1956 collections.. 1,205,741.92

Emergency borrowings

TOTAL RECEIPTS AND REVENUES REALIZED \$1,570,474.27

TOTAL DEDUCTIONS 3,016,106.00

NET DEBT \$3,616,894.00

Average Assessed Valuations

Real Property 1954-1955-1956.. \$14,530,381.00

Per Cent of Net Debt 24.89

CAPITAL OUTLAY—1956

Beaches and boardwalks

Buildings and equipment \$3,617.12

Parks and playgrounds 18,870.09

Sewers

Streets, roads and bridges 25,670.87

Water supply 95,155.78

Other 6,539.50

CURRENT FINANCES DECEMBER 31, 1956

Cash \$270,137.53

Taxes receivable 179,333.47

Tax title liens 2,194.13

Foreclosed property 7,075.00

Other receivables 11,628.98

State road aid receivable 21,142.08

Emergencies and deferred charges 7,064.84

TOTAL ASSETS \$498,576.03

Cash liabilities \$124,454.14

Reserves for receivables 200,231.58

Surplus revenue 173,890.31

TOTAL LIABILITIES AND SURPLUS \$498,576.03

* Includes \$47,114.17 Chapter VI School Debt Service.

BRIDGEWATER TOWNSHIP—SOMERSET COUNTY

Population Census, 1950—8,234

Land Area 37.1 sq. mi.

Net Valuation Taxable \$16,325,201

EXPENDITURES AND REQUIRED PAYMENTS FOR 1956

General Government	
Administrative and executive	\$57,580.00
Assessment and collection of taxes	20,300.00
Finance Department	700.00
Protection to Persons & Property	
Fire	11,400.00
Police	11,785.00
Other
Streets and Roads	
Repairs and maintenance	137,900.00
Street lighting	10,000.00
Sanitation	
Street cleaning
Garbage and ash removal
Sewers
Health and Charities	
Health service	7,650.00
Welfare—public assistance	5,400.00
Hospitals (aid and maintenance) ..	3,000.00
Other	800.00
Recreation	
Beaches and boardwalks
Parks and playgrounds	11,022.00
Other
Educational	
(Exclusive of school districts)
Unclassified Purposes	
(Including contingent)	14,100.00
SUB-TOTAL—Municipal functions..	\$291,637.00

Per Capita—Municipal functions	\$35.42
Capital imp'ts and capital imp't fund	\$79,500.00
Debt Service	
Principal payments
Interest payments
Total

Per Capita Debt Service	
Deferred Charges and Statutory Expenditures	
Emergencies	\$8,000.00
Other deferred chgs.	414,048.60
Total	422,048.60

TOTAL—Municipal expenditures ..	\$793,185.60
--	---------------------

Required Payments for Local School, County, and Special District Taxes	761,477.63
---	-------------------

TOTAL EXPENDITURES AND REQUIRED PAYMENTS	\$1,554,663.23
---	-----------------------

Reserve for uncollected taxes	\$67,340.60
-------------------------------------	-------------

GRAND TOTAL—Budget	\$1,622,003.83
---------------------------------	-----------------------

RECEIPTS AND REVENUES REALIZED IN 1956 TO MEET EXPENDITURES AND REQUIRED PAYMENTS

Surplus revenue appropriated ..	\$90,000.00
Miscellaneous revenues realized.	211,813.87
State aid revenues realized	25,350.00
Delinquent taxes including	
liens—1956 collections	40,803.45
Current taxes—1956 collections..	1,300,638.49
Emergency borrowings

TOTAL RECEIPTS AND REVENUES REALIZED	\$1,668,605.81
---	-----------------------

CAPITAL OUTLAY—1956

Beaches and boardwalks
Buildings and equipment
Parks and playgrounds
Sewers
Streets, roads and bridges
Water supply
Other

Tax rate	\$8.02
Local school tax rate	3.25
County tax rate	1.30
Local purpose tax rate	3.47

TAXES

Local school tax ...	\$530,157.49	
County taxes	211,544.65	
Special district taxes	19,775.49	
Local purpose levy	\$761,477.63	
Total tax levy (tax duplicate) ..	\$1,327,603.83	

Per Capita Total Tax Levy	\$161.23
Current	
1956 taxes levied (total)	\$1,361,707.92
Collected in 1956	1,300,638.49
Per cent of levy collected in 1956 ...	95.51
Transferred to liens	7,955.26
Cancelled, abated or adjusted	4,089.81
Outstanding December 31, 1956 ..	\$49,024.36

All Prior Years Outstanding	
Balance January 1, 1956	\$41,800.40
Collected in 1956	38,128.38
Balance December 31, 1956	\$3,469.50

Tax Title Liens Outstanding	
Balance January 1, 1956	\$82,353.20
Redeemed by cash	2,675.07
Balance December 31, 1956	\$87,820.89

Property Acquired by Deed or Foreclosure	
Balance January 1, 1956	\$212,865.00
Sale for cash	8,019.50
Balance December 31, 1956	\$207,390.00

CAPITAL DEBT, DECEMBER 31, 1956

Gross Debt	
School debt	\$3,470,687.00
Self-liquidating debt.
Other capital debt
TOTAL GROSS DEBT	\$3,470,687.00
Per Capita Gross Debt	\$421.51

Deductions for	
School debt	\$728,187.00
Self-liquidating debt.
Other capital debt
TOTAL DEDUCTIONS	728,187.00
NET DEBT	\$2,742,500.00

Average Assessed Valuations	
Real Property 1954-1955-1956..	\$12,136,445.00
Per Cent of Net Debt	22.59

CURRENT FINANCES DECEMBER 31, 1956

Cash	\$510,367.00
Taxes receivable	52,493.86
Tax title liens	87,820.89
Foreclosed property	207,390.00
Other receivables	12,539.90
State road aid receivable	33,966.04
Emergencies and deferred charges ..	2,000.00
TOTAL ASSETS	\$906,577.69

Cash liabilities	\$71,180.14
Reserves for receivables	360,244.65
Surplus revenue	475,152.90
TOTAL LIABILITIES AND SURPLUS	\$906,577.69

BRIELLE BOROUGH—MONMOUTH COUNTY

Population Census, 1950—1,328

Land Area 1.80 sq. mi.

Net Valuation Taxable \$2,460,246

EXPENDITURES AND REQUIRED PAYMENTS FOR 1956

General Government	
Administrative and executive	\$20,290.00
Assessment and collection of taxes	6,224.00
Finance Department	1,200.00
Protection to Persons & Property	
Fire	6,825.00
Police	38,775.00
Other
Streets and Roads	
Repairs and maintenance	13,978.00
Street lighting	4,670.00
Sanitation	
Street cleaning
Garbage and ash removal	9,626.00
Sewers
Health and Charities	
Health service	1,100.00
Welfare—public assistance	1,935.00
Hospitals (aid and maintenance)
Other
Recreation	
Beaches and boardwalks
Parks and playgrounds	800.00
Other
Educational	
(Exclusive of school districts) ..	1,500.00
Unclassified Purposes	
(Including contingent)	850.00
SUB-TOTAL—Municipal functions..	\$107,773.00

Per Capita—Municipal functions	\$81.15
Capital imp'ts and capital imp't fund	\$14,500.00
Debt Service	
Principal payments ..	\$6,000.00
Interest payments ..	400.00
Total	6,400.00
Per Capita Debt Service	\$4.82
Deferred Charges and Statutory Expenditures	
Emergencies
Other deferred chgs. ..	\$5,400.00
Total	5,400.00

TOTAL—Municipal expenditures ...	\$134,073.00
Required Payments for Local School, County, and Special District Taxes	177,682.03

TOTAL EXPENDITURES AND REQUIRED PAYMENTS	\$311,755.03
Reserve for uncollected taxes	\$29,637.00
GRAND TOTAL—Budget	\$341,392.03

RECEIPTS AND REVENUES REALIZED IN 1956 TO MEET EXPENDITURES AND REQUIRED PAYMENTS

Surplus revenue appropriated ..	\$34,772.00
Miscellaneous revenues realized ..	38,193.89
State aid revenues realized	2,127.00
Delinquent taxes including	
liens—1956 collections	12,848.09
Current taxes—1956 collections..	266,055.88
Emergency borrowings
TOTAL RECEIPTS AND REVENUES REALIZED	\$353,996.86

CAPITAL OUTLAY—1956

Beaches and boardwalks
Buildings and equipment
Parks and playgrounds
Sewers
Streets, roads and bridges	\$6,733.87
Water supply	51,261.45
Other	15,428.56

Tax rate	\$11.28
Local school tax rate	4.55
County tax rate	2.67
Local purpose tax rate	4.06

TAXES

Local school tax ...	\$111,871.56	
County taxes	65,810.47	
Special district taxes	
Local purpose levy	99,638.00	
Total tax levy (tax duplicate) ..	\$277,320.03	
Per Capita Total Tax Levy	\$208.83	

Current

1956 taxes levied (total)	\$281,847.71
Collected in 1956	266,055.88
Per cent of levy collected in 1956 ...	94.39
Transferred to liens
Cancelled, abated or adjusted
Outstanding December 31, 1956 ..	\$15,791.83

All Prior Years Outstanding

Balance January 1, 1956	\$10,159.26
Collected in 1956	9,556.32
Balance December 31, 1956	\$298.55

Tax Title Liens Outstanding

Balance January 1, 1956	\$7,669.22
Redeemed by cash	3,291.77
Balance December 31, 1956	\$4,377.45

Property Acquired by Deed or Foreclosure

Balance January 1, 1956	\$17,350.00
Sale for cash	4,100.00
Balance December 31, 1956	\$15,250.00

CAPITAL DEBT, DECEMBER 31, 1956

Gross Debt	
School debt	\$170,000.00
Self-liquidating debt.	118,000.00
Other capital debt ..	10,500.00

TOTAL GROSS DEBT	\$298,500.00
Per Capita Gross Debt	\$224.77

Deductions for

School debt	\$132,049.00
Self-liquidating debt.	118,000.00
Other capital debt

TOTAL DEDUCTIONS	250,049.00
NET DEBT	\$48,451.00

Average Assessed Valuations

Real Property 1954-1955-1956..	\$2,200,813.00
Per Cent of Net Debt	2.20

CURRENT FINANCES DECEMBER 31, 1956

Cash	\$88,609.88
Taxes receivable	16,090.38
Tax title liens	4,377.45
Foreclosed property	15,250.00
Other receivables	13,240.23
State road aid receivable	3,500.00
Emergencies and deferred charges ..	3,000.00
TOTAL ASSETS	\$144,067.94

Cash liabilities	\$19,076.30
Reserves for receivables	48,958.06
Surplus revenue	76,033.58

TOTAL LIABILITIES AND SURPLUS	\$144,067.94
--	---------------------

BRIGANTINE CITY—ATLANTIC COUNTY

Population Census, 1950—1,267

Land Area 6.81 sq. mi.

Net Valuation Taxable \$2,973,643

EXPENDITURES AND REQUIRED PAYMENTS FOR 1956	
General Government	
Administrative and executive	\$54,235.25
Assessment and collection of taxes	55,177.00
Finance Department	
Protection to Persons & Property	
Fire	24,560.00
Police	14,300.00
Other	
Streets and Roads	
Repairs and maintenance	35,158.00
Street lighting	6,500.00
Sanitation	
Street cleaning	
Garbage and ash removal	13,710.00
Sewers	
Health and Charities	
Health service	
Welfare—public assistance	200.00
Hospitals (aid and maintenance) ..	1,000.00
Other	
Recreation	
Beaches and boardwalks	
Parks and playgrounds	
Other	
Educational	
(Exclusive of school districts) ..	300.00
Unclassified Purposes	
(Including contingent)	100.00
SUB-TOTAL—Municipal functions..	\$205,240.25
Per Capita—Municipal functions	
Capital imp'ts and capital imp't fund	\$82,000.00
Debt Service	
Principal payments ..	\$19,000.00
Interest payments ..	28,189.50
Total	*47,189.50
Per Capita Debt Service	
	\$37.25
Deferred Charges and Statutory Expenditures	
Emergencies	\$868.17
Other deferred chgs.	10,218.00
Total	11,086.17
TOTAL—Municipal expenditures ...	\$345,515.92
Required Payments for Local School, County, and Special District Taxes	
	212,973.56
TOTAL EXPENDITURES AND REQUIRED PAYMENTS	\$558,480.48
Reserve for uncollected taxes	\$38,624.88
GRAND TOTAL—Budget	\$597,114.36
RECEIPTS AND REVENUES REALIZED IN 1956 TO MEET EXPENDITURES AND REQUIRED PAYMENTS	
Surplus revenue appropriated ..	\$38,868.17
Miscellaneous revenues realized ..	129,563.77
State aid revenues realized	9,584.54
Delinquent taxes including	
liens—1956 collections	22,655.28
Current taxes—1956 collections ..	355,590.15
Emergency borrowings	
TOTAL RECEIPTS AND REVENUES REALIZED	\$556,261.91

CAPITAL OUTLAY—1956

Beaches and boardwalks	
Buildings and equipment	
Parks and playgrounds	
Sewers	\$251,470.93
Streets, roads and bridges	5,500.00
Water supply	
Other	

* Includes \$21,532.00 Chapter VI School Debt Service.

Tax rate	\$13.12
Local school tax rate	4.99
County tax rate	2.89
Local purpose tax rate	5.24

TAXES

Local school tax ...	\$148,455.44
County taxes	86,050.12
Special district taxes	
Local purpose levy	\$234,505.56
	155,698.88
Total tax levy (tax duplicate) ..	\$390,204.44

Per Capita Total Tax Levy **\$307.98**

Current

1956 taxes levied (total)	\$397,984.53
Collected in 1956	355,590.15
Per cent of levy collected in 1956 ...	89.34
Transferred to liens	1,107.37
Cancelled, abated or adjusted	196.74
Outstanding December 31, 1956 ..	\$41,090.27

All Prior Years Outstanding

Balance January 1, 1956	\$20,994.97
Collected in 1956	20,950.37
Balance December 31, 1956	\$44.60

Tax Title Liens Outstanding

Balance January 1, 1956	\$5,867.20
Redeemed by cash	1,704.91
Balance December 31, 1956	\$5,278.91

Property Acquired by Deed or Foreclosure

Balance January 1, 1956	\$1,023,553.33
Sale for cash	3,479.97
Balance December 31, 1956	\$830,716.58

CAPITAL DEBT, DECEMBER 31, 1956

Gross Debt

School debt	\$154,000.00
Self-liquidating debt ..	218,000.00
Other capital debt ..	819,500.00

TOTAL GROSS DEBT **\$1,191,500.00**

Per Capita Gross Debt **\$940.41**

Deductions for

School debt	\$154,000.00
Self-liquidating debt ..	218,000.00
Other capital debt ..	

TOTAL DEDUCTIONS **372,000.00**

NET DEBT **\$819,500.00**

Average Assessed Valuations

Real Property 1954-1955-1956 ..	\$2,638,168.00
Per Cent of Net Debt	31.06

CURRENT FINANCES DECEMBER 31, 1956

Cash	\$112,343.80
Taxes receivable	41,134.87
Tax title liens	5,278.91
Foreclosed property	830,716.58
Other receivables	1,224.50
State road aid receivable	8,910.26
Emergencies and deferred charges ..	17,607.25

TOTAL ASSETS **\$1,017,216.17**

Cash liabilities	\$78,317.09
Reserves for receivables	878,354.86
Surplus revenue	60,544.22

TOTAL LIABILITIES AND SURPLUS **\$1,017,216.17**

BROOKLAWN BOROUGH—CAMDEN COUNTY

Population Census, 1950—2,262

Land Area 0.53 sq. mi.

Net Valuation Taxable \$1,567,708

EXPENDITURES AND REQUIRED PAYMENTS FOR 1956

General Government		
Administrative and executive	\$13,314.50	
Assessment and collection of taxes	4,095.00	
Finance Department	
Protection to Persons & Property		
Fire	2,558.14	
Police	22,248.15	
Other	
Streets and Roads		
Repairs and maintenance	10,525.99	
Street lighting	3,118.47	
Sanitation		
Street cleaning	
Garbage and ash removal	4,900.00	
Sewers	6,316.30	
Health and Charities		
Health service	650.00	
Welfare—public assistance	9.48	
Hospitals (aid and maintenance)	
Other	
Recreation		
Beaches and boardwalks	
Parks and playgrounds	
Other	
Educational		
(Exclusive of school districts)	
Unclassified Purposes		
(Including contingent)	250.00	
SUB-TOTAL—Municipal functions..	\$67,986.03	

Per Capita—Municipal functions ...	\$30.06
Capital imp'ts and capital imp't fund	\$5,555.56
Debt Service	
Principal payments
Interest payments
Total
Per Capita Debt Service	
Deferred Charges and Statutory Expenditures	
Emergencies
Other deferred chgs. ..	\$4,957.80
Total	4,957.80

TOTAL—Municipal expenditures ...	\$78,499.39
---	--------------------

Required Payments for Local School, County, and Special District Taxes	133,516.18
---	-------------------

TOTAL EXPENDITURES AND REQUIRED PAYMENTS	\$212,015.57
---	---------------------

Reserve for uncollected taxes	\$5,385.80
-------------------------------------	------------

GRAND TOTAL—Budget	\$217,401.37
---------------------------------	---------------------

RECEIPTS AND REVENUES REALIZED IN 1956 TO MEET EXPENDITURES AND REQUIRED PAYMENTS

Surplus revenue appropriated ..	\$13,600.00
Miscellaneous revenues realized.	55,228.44
State aid revenues realized	7,197.92
Delinquent taxes including	
liens—1956 collections	3,324.37
current taxes—1956 collections..	143,077.11
Emergency borrowings
TOTAL RECEIPTS AND REVENUES REALIZED	\$222,427.84

CAPITAL OUTLAY—1956

Beaches and boardwalks
Buildings and equipment
Parks and playgrounds
Sewers
Streets, roads and bridges
Water supply	\$27,074.45
Other

Tax rate	\$9.64
Local school tax rate	5.67
County tax rate	2.85
Local purpose tax rate	1.12

TAXES

Local school tax ...	\$88,899.44	
County taxes	44,616.74	
Special district taxes	
Local purpose levy	17,418.84	
Total tax levy (tax duplicate) ..	\$150,935.02	

Per Capita Total Tax Levy	\$66.73
--	----------------

Current

1956 taxes levied (total)	\$152,757.45
Collected in 1956	143,077.11
Per cent of levy collected in 1956 ...	93.66
Transferred to liens
Cancelled, abated or adjusted ..	1,325.64
Outstanding December 31, 1956 ..	\$8,354.70

All Prior Years Outstanding

Balance January 1, 1956	\$4,564.86
Collected in 1956	3,324.37
Balance December 31, 1956	\$1,228.61

Tax Title Liens Outstanding

Balance January 1, 1956
Redeemed by cash
Balance December 31, 1956

Property Acquired by Deed or Foreclosure

Balance January 1, 1956	\$94,975.00
Sale for cash
Balance December 31, 1956	\$94,975.00

CAPITAL DEBT, DECEMBER 31, 1956

Gross Debt

School debt
Self-liquidating debt.
Other capital debt

TOTAL GROSS DEBT

Per Capita Gross Debt

Deductions for

School debt
Self-liquidating debt.
Other capital debt

TOTAL DEDUCTIONS

NET DEBT
-----------------------	--------------

Average Assessed Valuations

Real Property 1954-1955-1956..	\$1,480,106.00
--------------------------------	----------------

Per Cent of Net Debt

CURRENT FINANCES DECEMBER 31, 1956

Cash	\$51,266.57
Taxes receivable	9,583.31
Tax title liens
Foreclosed property	94,975.00
Other receivables	7,265.12
State road aid receivable ..	9,500.00
Emergencies and deferred charges
TOTAL ASSETS	\$172,590.00

Cash liabilities	\$51,161.88
Reserves for receivables	111,823.43
Surplus revenue	9,604.69

TOTAL LIABILITIES AND SURPLUS

.....	\$172,590.00
--------------	---------------------

BUENA BOROUGH—ATLANTIC COUNTY

Population Census, 1950—2,640

Land Area 7.90 sq. mi.

Net Valuation Taxable \$850,322

EXPENDITURES AND REQUIRED PAYMENTS FOR 1956

General Government	
Administrative and executive	\$14,950.00
Assessment and collection of taxes	3,700.00
Finance Department
Protection to Persons & Property	
Fire
Police	4,200.00
Other
Streets and Roads	
Repairs and maintenance	20,525.55
Street lighting	5,500.00
Sanitation	
Street cleaning
Garbage and ash removal
Sewers
Health and Charities	
Health service	1,200.00
Welfare—public assistance	1,650.00
Hospitals (aid and maintenance)
Other
Recreation	
Beaches and boardwalks
Parks and playgrounds	950.00
Other
Educational (Exclusive of school districts) ..	
.....
Unclassified Purposes (Including contingent)	
.....	500.00
SUB-TOTAL—Municipal functions..	\$53,175.55

Per Capita—Municipal functions	
.....	\$20.14
Capital imp'ts and capital imp't fund	\$4,166.66
Debt Service	
Principal payments ..	\$4,841.45
Interest payments ..	1,100.00
Total	5,941.45
Per Capita Debt Service	
.....	\$2.25
Deferred Charges and Statutory Expenditures	
Emergencies
Other deferred chgs.	\$1,364.36
Total	1,364.36
TOTAL—Municipal expenditures ...	\$64,648.02

Required Payments for Local School, County, and Special District Taxes	
.....	123,140.01
TOTAL EXPENDITURES AND REQUIRED PAYMENTS	\$187,788.03
Reserve for uncollected taxes	\$30,520.27
GRAND TOTAL—Budget	\$218,308.30

RECEIPTS AND REVENUES REALIZED IN 1956 TO MEET EXPENDITURES AND REQUIRED PAYMENTS	
Surplus revenue appropriated
Miscellaneous revenues realized ..	\$38,109.57
State aid revenues realized	5,609.00
Delinquent taxes including liens—1956 collections	29,988.67
Current taxes—1956 collections ..	142,619.28
Emergency borrowings
TOTAL RECEIPTS AND REVENUES REALIZED	\$216,326.52

CAPITAL OUTLAY—1956	
Beaches and boardwalks
Buildings and equipment
Parks and playgrounds
Sewers
Streets, roads and bridges
Water supply
Other

Tax rate	\$18.56
Local school tax rate	10.76
County tax rate	2.81
Local purpose tax rate	4.99

TAXES	
Local school tax ...	\$91,569.41
County taxes	23,937.02
Special district taxes	7,633.58
Local purpose levy	\$123,140.01
.....	43,859.29
Total tax levy (tax duplicate) ..	\$166,999.30

Per Capita Total Tax Levy	
.....	\$63.26
Current	
1956 taxes levied (total)	167,099.06
Collected in 1956	142,619.28
Per cent of levy collected in 1956 ..	85.35
Transferred to liens
Cancelled, abated or adjusted
Outstanding December 31, 1956 ..	\$24,479.78

All Prior Years Outstanding	
Balance January 1, 1956	\$38,107.47
Collected in 1956	29,988.67
Balance December 31, 1956	\$8,118.80

Tax Title Liens Outstanding	
Balance January 1, 1956	\$4,599.18
Redeemed by cash
Balance December 31, 1956	\$4,599.18

Property Acquired by Deed or Foreclosure	
Balance January 1, 1956
Sale for cash
Balance December 31, 1956

CAPITAL DEBT, DECEMBER 31, 1956	
Gross Debt	
School debt	\$19,611.00
Self-liquidating debt.
Other capital debt ..	8,300.00
TOTAL GROSS DEBT	\$27,911.00
Per Capita Gross Debt	\$10.57

Deductions for	
School debt	\$19,611.00
Self-liquidating debt.
Other capital debt
TOTAL DEDUCTIONS	19,611.00
NET DEBT	\$8,300.00

Average Assessed Valuations	
Real Property 1954-1955-1956 ..	\$806,697.00
Per Cent of Net Debt	1.02

CURRENT FINANCES DECEMBER 31, 1956	
Cash	\$48,715.76
Taxes receivable	32,598.58
Tax title liens	4,599.18
Foreclosed property
Other receivables	269.76
State road aid receivable	6,103.87
Emergencies and deferred charges ..	4,500.00
TOTAL ASSETS	\$96,787.15
Cash liabilities	\$16,798.62
Reserves for receivables	37,467.52
Surplus revenue	42,521.01
TOTAL LIABILITIES AND SURPLUS	\$96,787.15

BUENA VISTA TOWNSHIP—ATLANTIC COUNTY

Population Census, 1950—2,106 Land Area 41.33 sq. mi. Net Valuation Taxable \$876,323

EXPENDITURES AND RE-REQUIRED PAYMENTS FOR 1956	
General Government	
Administrative and executive	\$13,450.00
Assessment and collection of taxes	13,500.00
Finance Department
Protection to Persons & Property	
Fire
Police	2,150.00
Other
Streets and Roads	
Repairs and maintenance	47,556.67
Street lighting	4,450.00
Sanitation	
Street cleaning
Garbage and ash removal
Sewers
Health and Charities	
Health service	2,350.00
Welfare—public assistance	2,550.00
Hospitals (aid and maintenance)	300.00
Other
Recreation	
Beaches and boardwalks
Parks and playgrounds
Other
Educational	
(Exclusive of school districts)
Unclassified Purposes	
(Including contingent)	500.00
SUB-TOTAL—Municipal functions..	\$86,806.67
Per Capita—Municipal functions \$41.22	
Capital imp'ts and capital imp't fund	\$12,346.26
Debt Service	
Principal payments	\$1,750.00
Interest payments	1,000.00
Total	2,750.00
Per Capita Debt Service \$1.31	
Deferred Charges and Statutory Expenditures	
Emergencies	\$25,700.00
Other deferred chgs.	600.00
Total	26,300.00
TOTAL—Municipal expenditures	\$128,202.93
Required Payments for Local School, County, and Special District Taxes	
	129,742.97
TOTAL EXPENDITURES AND RE-REQUIRED PAYMENTS	\$257,945.90
Reserve for uncollected taxes	\$30,803.30
GRAND TOTAL—Budget	\$288,749.20
RECEIPTS AND REVENUES REALIZED IN 1956 TO MEET EXPENDITURES AND RE-REQUIRED PAYMENTS	
Surplus revenue appropriated	\$73,000.00
Miscellaneous revenues realized.	36,733.71
State aid revenues realized	8,241.67
Delinquent taxes including	
liens—1956 collections	23,127.12
Current taxes—1956 collections.. . . .	119,168.74
Emergency borrowings
TOTAL RECEIPTS AND REVENUES REALIZED	\$260,271.24

CAPITAL OUTLAY—1956

Beaches and boardwalks
Buildings and equipment
Parks and playgrounds
Sewers
Streets, roads and bridges	\$28,799.00
Water supply
Other

Tax rate	\$15.99
Local school tax rate	10.71
County tax rate	3.08
Local purpose tax rate	2.20

TAXES

Local school tax	\$93,880.98	
County taxes	27,075.04	
Special district taxes	8,786.95	
Local purpose levy	\$129,742.97
		19,125.23
Total tax levy (tax duplicate) ..		\$148,868.20

Per Capita Total Tax Levy \$70.69

Current

1956 taxes levied (total)	\$149,548.48
Collected in 1956	119,168.74
Per cent of levy collected in 1956	79.68
Transferred to liens	6,463.38
Cancelled, abated or adjusted	348.29
Outstanding December 31, 1956	\$23,568.07

All Prior Years Outstanding

Balance January 1, 1956	\$37,609.26
Collected in 1956	16,787.20
Balance December 31, 1956	\$20,676.69

Tax Title Liens Outstanding

Balance January 1, 1956	\$66,400.31
Redeemed by cash	6,339.92
Balance December 31, 1956	\$55,595.00

Property Acquired by Deed or Foreclosure

Balance January 1, 1956	\$10,808.85
Sale for cash	11,426.70
Balance December 31, 1956	\$13,333.35

CAPITAL DEBT, DECEMBER 31, 1956

Gross Debt	
School debt	\$17,416.00
Self-liquidating debt.	16,787.20
Other capital debt	22,150.00
TOTAL GROSS DEBT	\$39,566.00
Per Capita Gross Debt	\$18.79

Deductions for

School debt	\$17,416.00
Self-liquidating debt.
Other capital debt
TOTAL DEDUCTIONS	17,416.00
NET DEBT	\$22,150.00

Average Assessed Valuations

Real Property 1954-1955-1956.. . . .	\$756,035.00
Per Cent of Net Debt	2.92

CURRENT FINANCES DECEMBER 31, 1956

Cash	\$110,344.32
Taxes receivable	44,244.76
Tax title liens	55,595.00
Foreclosed property	13,333.35
Other receivables	1,563.13
State road aid receivable	6,500.00
Emergencies and deferred charges	6,000.00
TOTAL ASSETS	\$237,580.56
Cash liabilities	\$59,086.31
Reserves for receivables	114,736.24
Surplus revenue	63,758.01
TOTAL LIABILITIES AND SURPLUS	\$237,580.56

BURLINGTON CITY—BURLINGTON COUNTY

Population Census, 1950—12,051

Land Area 3.06 sq. mi.

Net Valuation Taxable \$9,546,456

EXPENDITURES AND REQUIRED PAYMENTS FOR 1956

General Government	
Administrative and executive	\$125,400.00
Assessment and collection of taxes	19,800.00
Finance Department	11,050.00
Protection to Persons & Property	
Fire	31,300.00
Police	176,450.00
Other
Streets and Roads	
Repairs and maintenance	161,300.00
Street lighting	31,000.00
Sanitation	
Street cleaning
Garbage and ash removal	4,000.00
Sewers	64,100.00
Health and Charities	
Health service	22,350.00
Welfare—public assistance	11,000.00
Hospitals (aid and maintenance)
Other
Recreation	
Beaches and boardwalks
Parks and playgrounds
Other	50,600.00
Educational	
(Exclusive of school districts) ..	2,000.00
Unclassified Purposes	
(Including contingent)	10,627.80
SUB-TOTAL—Municipal functions..	\$720,977.80

Per Capita—Municipal functions	\$59.83
Capital imp'ts and capital imp't fund	\$79,300.00
Debt Service	
Principal payments ..	\$125,000.00
Interest payments ..	53,897.50
Total	*173,897.50

Per Capita Debt Service	\$14.85
Deferred Charges and Statutory Expenditures	
Emergencies
Other deferred chgs. ..	\$332,354.64
Total	332,354.64

TOTAL—Municipal expenditures ...	\$1,311,529.94
---	-----------------------

Required Payments for Local School, County, and Special District Taxes	421,030.41
---	-------------------

TOTAL EXPENDITURES AND REQUIRED PAYMENTS	\$1,732,560.35
---	-----------------------

Reserve for uncollected taxes	\$61,970.06
GRAND TOTAL—Budget	\$1,794,530.41

RECEIPTS AND REVENUES REALIZED IN 1956 TO MEET EXPENDITURES AND REQUIRED PAYMENTS

Miscellaneous revenue appropriated ..	\$342,000.00
Miscellaneous revenues realized	1,189,076.31
State aid revenues realized	28,328.72
Delinquent taxes including	
Liens—1956 collections	28,012.42
Current taxes—1956 collections ..	553,853.17
Emergency borrowings
TOTAL RECEIPTS AND REVENUES REALIZED	\$2,141,270.62

CAPITAL OUTLAY—1956	
Beaches and boardwalks
Buildings and equipment	\$2,280.00
Parks and playgrounds	495.00
Sewers
Streets, roads and bridges	242,885.05
Water supply	70,527.49
Other	23,064.85

* Includes \$162,525.00 Chapter VI School Debt Service.

Tax rate	\$6.12
Local school tax rate	3.96
County tax rate	2.15
Local purpose tax rate	0.01

TAXES

Local school tax ...	\$377,992.98	
County taxes	205,562.43	
Special district taxes	
Local purpose levy	\$583,555.41
		4,199.87
Total tax levy (tax duplicate) ..		\$587,755.28

Per Capita Total Tax Levy	\$48.77
--	----------------

Current	
1956 taxes levied (total)	\$591,313.26
Collected in 1956	553,853.17
Per cent of levy collected in 1956 ...	93.66
Transferred to liens	579.56
Cancelled, abated or adjusted	1,542.24
Outstanding December 31, 1956 ..	\$35,338.29

All Prior Years Outstanding	
Balance January 1, 1956	\$28,645.80
Collected in 1956	28,012.42
Balance December 31, 1956	\$190.45

Tax Title Liens Outstanding	
Balance January 1, 1956	\$2,201.02
Redeemed by cash	64.31
Balance December 31, 1956	\$2,746.29

Property Acquired by Deed or Foreclosure	
Balance January 1, 1956	\$13,032.83
Sale for cash	1,975.00
Balance December 31, 1956	\$11,559.49

CAPITAL DEBT, DECEMBER 31, 1956

Gross Debt	
School debt	\$2,008,000.00
Self-liquidating debt. ..	806,000.00
Other capital debt ..	24,000.00

TOTAL GROSS DEBT	\$2,838,000.00
Per Capita Gross Debt	\$235.50

Deductions for	
School debt	\$649,217.00
Self-liquidating debt. ..	253,130.00
Other capital debt

TOTAL DEDUCTIONS	902,347.00
NET DEBT	\$1,935,653.00

Average Assessed Valuations	
Real Property 1954-1955-1956 ..	\$8,104,060.00
Per Cent of Net Debt	23.88

CURRENT FINANCES DECEMBER 31, 1956

Cash	\$664,003.48
Taxes receivable	35,528.74
Tax title liens	2,746.29
Foreclosed property	11,559.49
Other receivables	25.44
State road aid receivable	4,857.02
Emergencies and deferred charges ..	50,797.33

TOTAL ASSETS	\$769,517.79
---------------------------	---------------------

Cash liabilities	\$284,493.13
Reserves for receivables	49,859.96
Surplus revenue	435,164.70

TOTAL LIABILITIES AND SURPLUS	\$769,517.79
--	---------------------

BURLINGTON TOWNSHIP—BURLINGTON COUNTY

Population Census, 1950—3,441 Land Area 14.76 sq. mi. Net Valuation Taxable \$2,882,405

EXPENDITURES AND REQUIRED PAYMENTS FOR 1956	
General Government	
Administrative and executive	\$18,050.00
Assessment and collection of taxes	4,900.00
Finance Department	1,200.00
Protection to Persons & Property	
Fire	7,500.00
Police	39,010.00
Other
Streets and Roads	
Repairs and maintenance	29,750.00
Street lighting	400.00
Sanitation	
Street cleaning
Garbage and ash removal
Sewers	750.00
Health and Charities	
Health service	750.00
Welfare—public assistance	1,350.00
Hospitals (aid and maintenance)
Other
Recreation	
Beaches and boardwalks
Parks and playgrounds	2,500.00
Other
Educational (Exclusive of school districts) ..	
Unclassified Purposes
(Including contingent)	575.00
SUB-TOTAL—Municipal functions..	\$106,735.00
Per Capita—Municipal functions	
Capital imp'ts and capital imp't fund	\$5,800.00
Debt Service	
Principal payments ..	\$7,500.00
Interest payments ..	3,812.50
Total	*11,312.50
Per Capita Debt Service	
Deferred Charges and Statutory Expenditures	\$3.29
Emergencies	\$1,000.00
Other deferred chgs.	22,882.23
Total	23,882.23
TOTAL—Municipal expenditures ...	\$147,729.73
Required Payments for Local School, County, and Special District Taxes	
TOTAL EXPENDITURES AND REQUIRED PAYMENTS	\$464,977.12
Reserve for uncollected taxes	\$39,240.00
GRAND TOTAL—Budget	\$504,217.12
RECEIPTS AND REVENUES REALIZED IN 1956 TO MEET EXPENDITURES AND REQUIRED PAYMENTS	
Surplus revenue appropriated ..	\$58,222.73
Miscellaneous revenues realized.	122,127.41
State aid revenues realized	3,047.00
Delinquent taxes including liens—1956 collections	25,496.76
Current taxes—1956 collections..	328,680.71
Emergency borrowings
TOTAL RECEIPTS AND REVENUES REALIZED	\$537,574.61

Tax rate	\$11.00
Local school tax rate	7.97
County tax rate	3.03
Local purpose tax rate

TAXES

Local school tax ...	\$229,603.95	
County taxes	87,435.44	
Special district taxes	11,433.00	
Local purpose levy		\$328,472.39
Total tax levy (tax duplicate) ..		\$328,472.39

Per Capita Total Tax Levy **\$95.46**

Current	
1956 taxes levied (total)	\$354,330.98
Collected in 1956	328,680.71
Per cent of levy collected in 1956 ...	92.76
Transferred to liens	187.20
Cancelled, abated or adjusted	1,411.10
Outstanding December 31, 1956 ..	\$24,051.97

All Prior Years Outstanding	
Balance January 1, 1956	\$27,847.89
Collected in 1956	25,496.76
Balance December 31, 1956	\$1,709.68

Tax Title Liens Outstanding	
Balance January 1, 1956	\$184.45
Redeemed by cash
Balance December 31, 1956	\$634.66

Property Acquired by Deed or Foreclosure	
Balance January 1, 1956	\$11,850.50
Sale for cash	2,930.00
Balance December 31, 1956	\$10,500.50

CAPITAL DEBT, DECEMBER 31, 1956

Gross Debt	
School debt	\$452,000.00
Self-liquidating debt.
Other capital debt ..	29,000.00
TOTAL GROSS DEBT	\$481,000.00
Per Capita Gross Debt	\$139.78

Deductions for	
School debt	\$146,567.00
Self-liquidating debt.
Other capital debt ..	3,765.00
TOTAL DEDUCTIONS	150,332.00
NET DEBT	\$330,668.00

Average Assessed Valuations	
Real Property 1954-1955-1956..	\$2,442,785.00
Per Cent of Net Debt	13.53

CURRENT FINANCES DECEMBER 31, 1956

Cash	\$240,673.72
Taxes receivable	25,761.65
Tax title liens	634.66
Foreclosed property	10,500.50
Other receivables	1,589.15
State road aid receivable	11,500.00
Emergencies and deferred charges ..	2,300.00
TOTAL ASSETS	\$292,959.68

Cash liabilities	\$159,093.31
Reserves for receivables	38,485.96
Surplus revenue	95,380.41

TOTAL LIABILITIES AND SURPLUS **\$292,959.68**

CAPITAL OUTLAY—1956

Beaches and boardwalks
Buildings and equipment
Parks and playgrounds
Sewers
Streets, roads and bridges
Water supply
Other	\$25,875.00

* Includes \$11,225.00 Chapter VI School Debt Service.

BUTLER BOROUGH—MORRIS COUNTY

Population Census, 1950—4,050 Land Area 1.8 sq. mi. Net Valuation Taxable \$4,193,151

EXPENDITURES AND REQUIRED PAYMENTS FOR 1956	
General Government	
Administrative and executive	\$21,147.88
Assessment and collection of taxes	4,850.00
Finance Department
Protection to Persons & Property	
Fire	16,400.00
Police	28,000.00
Other
Streets and Roads	
Repairs and maintenance	44,713.79
Street lighting	6,000.00
Sanitation	
Street cleaning
Garbage and ash removal	10,510.00
Sewers	20,000.00
Health and Charities	
Health service	4,600.00
Welfare—public assistance	1,050.00
Hospitals (aid and maintenance)	500.00
Other
Recreation	
Beaches and boardwalks
Parks and playgrounds
Other	2,500.00
Educational	
(Exclusive of school districts) ..	1,500.00
Unclassified Purposes	
(Including contingent)	1,700.00
SUB-TOTAL—Municipal functions..	\$163,471.67

Per Capita—Municipal functions	\$40.36
Capital imp'ts and capital imp't fund	\$28,555.55
Debt Service	
Principal payments ..	\$22,000.00
Interest payments ..	5,375.00
Total	27,375.00
Per Capita Debt Service	\$6.76
Deferred Charges and Statutory Expenditures	
Emergencies	\$200.00
Other deferred chgs.	6,044.24
Total	6,244.24

TOTAL—Municipal expenditures ...	\$225,646.46
Required Payments for Local School, County, and Special District Taxes	374,690.88

TOTAL EXPENDITURES AND REQUIRED PAYMENTS	\$600,337.34
Reserve for uncollected taxes	\$72,897.69
GRAND TOTAL—Budget	\$673,235.03

RECEIPTS AND REVENUES REALIZED IN 1956 TO MEET EXPENDITURES AND REQUIRED PAYMENTS	
Surplus revenue appropriated ..	\$50,200.00
Miscellaneous revenues realized ..	120,656.48
State aid revenues realized	8,417.00
Delinquent taxes including
liens—1956 collections	30,923.37
Current taxes—1956 collections ..	443,382.56
Emergency borrowings
TOTAL RECEIPTS AND REVENUES REALIZED	\$653,579.41

CAPITAL OUTLAY—1956	
Beaches and boardwalks
Buildings and equipment	\$22,516.70
Parks and playgrounds
Sewers	77,951.50
Streets, roads and bridges
Water supply	189,796.88
Other	282.33

Tax rate	\$11.57
Local school tax rate	7.41
County tax rate	1.53
Local purpose tax rate	2.63

TAXES	
Local school tax ...	\$310,659.56
County taxes	64,031.32
Special district taxes
Local purpose levy	\$374,690.88
Total tax levy (tax duplicate) ..	\$486,718.03
Per Capita Total Tax Levy	\$120.18

Current	
1956 taxes levied (total)	\$488,767.99
Collected in 1956	443,382.56
Per cent of levy collected in 1956 ...	90.71
Transferred to liens	344.21
Cancelled, abated or adjusted
Outstanding December 31, 1956 ..	\$45,041.22

All Prior Years Outstanding	
Balance January 1, 1956	\$38,558.09
Collected in 1956	30,830.45
Balance December 31, 1956	\$4,317.17

Tax Title Liens Outstanding	
Balance January 1, 1956	\$5,549.28
Redeemed by cash	92.92
Balance December 31, 1956	\$5,736.87

Property Acquired by Deed or Foreclosure	
Balance January 1, 1956	\$500.00
Sale for cash
Balance December 31, 1956	\$500.00

CAPITAL DEBT, DECEMBER 31, 1956	
Gross Debt	
School debt	\$480,000.00
Self-liquidating debt.	458,297.00
Other capital debt ..	160,582.00
TOTAL GROSS DEBT	\$1,098,879.00

Per Capita Gross Debt	\$271.33
------------------------------------	-----------------

Deductions for	
School debt	\$275,453.00
Self-liquidating debt.	458,297.00
Other capital debt
TOTAL DEDUCTIONS	733,750.00

NET DEBT	\$365,129.00
-----------------------	---------------------

Average Assessed Valuations	
Real Property 1954-1955-1956 ..	\$3,443,161.00
Per Cent of Net Debt	10.60

CURRENT FINANCES DECEMBER 31, 1956	
Cash	\$104,439.74
Taxes receivable	49,358.39
Tax title liens	5,736.87
Foreclosed property	500.00
Other receivables	323.40
State road aid receivable	5,000.00
Emergencies and deferred charges ..	1,594.33
TOTAL ASSETS	\$166,952.73

Cash liabilities	\$25,169.79
Reserves for receivables	55,918.66
Surplus revenue	85,864.28

TOTAL LIABILITIES AND SURPLUS	\$166,952.73
--	---------------------

BYRAM TOWNSHIP—SUSSEX COUNTY

Population Census, 1950—761 Land Area 20.6 sq. mi. Net Valuation Taxable \$1,619,869

EXPENDITURES AND REQUIRED PAYMENTS FOR 1956	
General Government	
Administrative and executive	\$5,775.00
Assessment and collection of taxes	3,300.00
Finance Department	500.00
Protection to Persons & Property	
Fire	1,650.00
Police	1,700.00
Other
Streets and Roads	
Repairs and maintenance	17,385.00
Street lighting	1,700.00
Sanitation	
Street cleaning
Garbage and ash removal
Sewers
Health and Charities	
Health service	650.00
Welfare—public assistance	220.00
Hospitals (aid and maintenance)	200.00
Other	520.00
Recreation	
Beaches and boardwalks
Parks and playgrounds
Other
Educational	
(Exclusive of school districts)
Unclassified Purposes	
(Including contingent)
SUB-TOTAL—Municipal functions..	\$33,600.00
Per Capita—Municipal functions	\$44.15
Capital imp'ts and capital imp't fund	\$3,052.76
Debt Service	
Principal payments
Interest payments ..	\$200.00
Total	200.00
Per Capita Debt Service	\$0.26
Deferred Charges and Statutory Expenditures	
Emergencies	\$1,651.10
Other deferred chgs.	3,689.76
Total	5,340.86
TOTAL—Municipal expenditures ...	\$42,193.62
Required Payments for Local School, County, and Special District Taxes	
.....	115,816.13
TOTAL EXPENDITURES AND REQUIRED PAYMENTS	\$158,009.75
Reserve for uncollected taxes	\$25,813.54
GRAND TOTAL—Budget	\$183,823.29
RECEIPTS AND REVENUES REALIZED IN 1956 TO MEET EXPENDITURES AND REQUIRED PAYMENTS	
Surplus revenue appropriated ..	\$12,000.00
Miscellaneous revenues realized ..	21,146.37
State aid revenues realized	5,270.76
Delinquent taxes including	
Liens—1956 collections	17,804.49
Current taxes—1956 collections ..	120,952.02
Emergency borrowings
TOTAL RECEIPTS AND REVENUES REALIZED	\$177,173.64
CAPITAL OUTLAY—1956	
Beaches and boardwalks
Buildings and equipment
Parks and playgrounds
Sewers
Streets, roads and bridges
Water supply
Other

Tax rate	\$8.79
Local school tax rate	4.72
County tax rate	2.43
Local purpose tax rate	1.64
TAXES	
Local school tax ...	\$76,409.78
County taxes	39,406.35
Special district taxes
Local purpose levy	\$115,816.13
.....	26,445.36
Total tax levy (tax duplicate) ..	\$142,261.49
Per Capita Total Tax Levy	\$186.94
Current	
1956 taxes levied (total)	\$142,509.17
Collected in 1956	120,952.02
Per cent of levy collected in 1956 ...	84.87
Transferred to liens
Cancelled, abated or adjusted	673.83
Outstanding December 31, 1956 ..	\$20,883.32
All Prior Years Outstanding	
Balance January 1, 1956	\$18,856.35
Collected in 1956	17,804.49
Balance December 31, 1956	\$636.92
Tax Title Liens Outstanding	
Balance January 1, 1956	\$124.16
Redeemed by cash
Balance December 31, 1956	\$124.16
Property Acquired by Deed or Foreclosure	
Balance January 1, 1956
Sale for cash
Balance December 31, 1956
CAPITAL DEBT, DECEMBER 31, 1956	
Gross Debt	
School debt	\$105,000.00
Self-liquidating debt.
Other capital debt
TOTAL GROSS DEBT	\$105,000.00
Per Capita Gross Debt	\$137.98
Deductions for	
School debt	\$87,439.00
Self-liquidating debt.
Other capital debt
TOTAL DEDUCTIONS	87,439.00
NET DEBT	\$17,561.00
Average Assessed Valuations	
Real Property 1954-1955-1956 ..	\$1,457,312.00
Per Cent of Net Debt	1.20
CURRENT FINANCES DECEMBER 31, 1956	
Cash	\$47,691.43
Taxes receivable	21,520.24
Tax title liens	124.16
Foreclosed property
Other receivables	381.51
State road aid receivable	1,751.03
Emergencies and deferred charges ..	78.48
TOTAL ASSETS	\$71,456.85
Cash liabilities	\$10,890.25
Reserves for receivables	22,025.91
Surplus revenue	38,540.69
TOTAL LIABILITIES AND SURPLUS	\$71,456.85

CALDWELL BOROUGH—ESSEX COUNTY

Population Census, 1950—6,270

Land Area 1.20 sq. mi.

Net Valuation Taxable \$13,763,033

EXPENDITURES AND REQUIRED PAYMENTS FOR 1956

General Government	
Administrative and executive	\$43,396.74
Assessment and collection of taxes	13,093.87
Finance Department	7,362.29
Protection to Persons & Property	
Fire	7,664.51
Police	120,855.04
Other	
Streets and Roads	
Repairs and maintenance	60,133.43
Street lighting	12,744.21
Sanitation	
Street cleaning	
Garbage and ash removal	30,382.37
Sewers	14,396.01
Health and Charities	
Health service	10,321.28
Welfare—public assistance	7,061.45
Hospitals (aid and maintenance)	
Other	
Recreation	
Beaches and boardwalks	
Parks and playgrounds	
Other	9,200.00
Educational	
(Exclusive of school districts) ..	22,275.00
Unclassified Purposes	
(Including contingent)	1,076.28
SUB-TOTAL—Municipal functions..	\$359,962.48

Per Capita—Municipal functions	\$57.41
Capital imp'ts and capital imp't fund	\$10,500.00
Debt Service	
Principal payments ..	\$4,000.00
Interest payments ..	1,550.00

Total

Per Capita Debt Service	\$0.89
Deferred Charges and Statutory Expenditures	
Emergencies	
Other deferred chgs.	\$38,459.96
Total	38,459.96

TOTAL—Municipal expenditures ... \$414,472.44

Required Payments for Local School, County, and Special District Taxes 675,510.98

TOTAL EXPENDITURES AND REQUIRED PAYMENTS **\$1,089,983.42**

Reserve for uncollected taxes

GRAND TOTAL—Budget

RECEIPTS AND REVENUES REALIZED IN 1956 TO MEET EXPENDITURES AND REQUIRED PAYMENTS

Surplus revenue appropriated ..	\$52,000.00
Miscellaneous revenues realized ..	150,406.00
State aid revenues realized	3,950.00
Delinquent taxes including	
liens—1956 collections	26,330.38
Current taxes—1956 collections..	914,849.04
Emergency borrowings	

TOTAL RECEIPTS AND REVENUES REALIZED **\$1,147,535.42**

CAPITAL OUTLAY—1956

Beaches and boardwalks	
Buildings and equipment	\$6,956.60
Parks and playgrounds	
Sewers	71,308.68
Streets, roads and bridges	572.33
Water supply	
Other	338.24

Tax rate	\$6.84
Local school tax rate	3.35
County tax rate	1.56
Local purpose tax rate	1.93

TAXES

Local school tax ...	\$461,145.28	
County taxes	214,365.70	
Special district taxes		
Local purpose levy		\$675,510.98
		269,011.18
Total tax levy (tax duplicate) ..		\$944,522.16

Per Capita Total Tax Levy **\$150.64**

Current	
1956 taxes levied (total)	\$951,719.11
Collected in 1956	914,849.04
Per cent of levy collected in 1956 ...	96.12
Transferred to liens	123.12
Cancelled, abated or adjusted	1,302.96
Outstanding December 31, 1956 ..	\$35,443.99

All Prior Years Outstanding	
Balance January 1, 1956	\$28,641.81
Collected in 1956	25,535.30
Balance December 31, 1956	\$2,898.35

Tax Title Liens Outstanding	
Balance January 1, 1956	\$979.32
Redeemed by cash	795.08
Balance December 31, 1956	\$543.62

Property Acquired by Deed or Foreclosure	
Balance January 1, 1956	\$1,100.00
Sale for cash	
Balance December 31, 1956	\$1,100.00

CAPITAL DEBT, DECEMBER 31, 1956

Gross Debt	
School debt	\$892,419.00
Self-liquidating debt ..	5,000.00
Other capital debt ..	664,694.00

TOTAL GROSS DEBT

Per Capita Gross Debt **\$249.14**

Deductions for	
School debt	\$892,419.00
Self-liquidating debt ..	5,000.00
Other capital debt ..	

TOTAL DEDUCTIONS

NET DEBT

Average Assessed Valuations	
Real Property 1954-1955-1956..	\$11,775,248.00
Per Cent of Net Debt	5.64

CURRENT FINANCES DECEMBER 31, 1956

Cash	\$122,016.55
Taxes receivable	38,342.34
Tax title liens	543.62
Foreclosed property	1,100.00
Other receivables	100.00
State road aid receivable	
Emergencies and deferred charges ..	

TOTAL ASSETS

Cash liabilities	\$12,823.58
Reserves for receivables	40,085.96
Surplus revenue	109,192.97

TOTAL LIABILITIES AND SURPLUS **\$162,102.51**

CALDWELL TOWNSHIP—ESSEX COUNTY

Population Census, 1950—1,906 Land Area 10.40 sq. mi. Net Valuation Taxable \$8,303,060

EXPENDITURES AND REQUIRED PAYMENTS FOR 1956	
General Government	
Administrative and executive	\$31,300.00
Assessment and collection of taxes	16,900.00
Finance Department	925.00
Protection to Persons & Property	
Fire	4,400.00
Police	46,550.00
Other
Streets and Roads	
Repairs and maintenance	17,751.56
Street lighting	3,236.76
Sanitation	
Street cleaning
Garbage and ash removal
Sewers
Health and Charities	
Health service	1,800.00
Welfare—public assistance	2,400.00
Hospitals (aid and maintenance)
Other	1,600.00
Recreation	
Beaches and boardwalks
Parks and playgrounds
Other	600.00
Educational	
(Exclusive of school districts)
Unclassified Purposes	
(Including contingent)	862.50
SUB-TOTAL—Municipal functions..	\$128,325.82
Per Capita—Municipal functions	
Capital imp'ts and capital imp't fund	\$67.33
Debt Service	\$5,000.00
Principal payments
Interest payments
Total
Per Capita Debt Service	
Deferred Charges and Statutory Expenditures	
Emergencies
Other deferred chgs.	\$6,585.93
Total	6,585.93
TOTAL—Municipal expenditures ...	\$139,911.75
Required Payments for Local School, County, and Special District Taxes	
	316,395.50
TOTAL EXPENDITURES AND REQUIRED PAYMENTS	\$456,307.25
Reserve for uncollected taxes	\$39,597.95
GRAND TOTAL—Budget	\$495,905.20
RECEIPTS AND REVENUES REALIZED IN 1956 TO MEET EXPENDITURES AND REQUIRED PAYMENTS	
Surplus revenue appropriated ..	\$45,973.22
Miscellaneous revenues realized ..	57,843.39
State aid revenues realized	6,808.00
Delinquent taxes including	
Liens—1956 collections	7,963.31
Current taxes—1956 collections ..	391,651.03
Emergency borrowings
TOTAL RECEIPTS AND REVENUES REALIZED	\$510,238.95
CAPITAL OUTLAY—1956	
Beaches and boardwalks
Buildings and equipment
Parks and playgrounds	\$2,950.00
Sewers
Streets, roads and bridges	464.25
Water supply
Other

Tax rate	\$4.76
Local school tax rate	2.31
County tax rate	1.51
Local purpose tax rate	0.94
TAXES	
Local school tax ...	\$191,422.76
County taxes	124,972.74
Special district taxes
Local purpose levy	\$316,395.50
	78,578.48
Total tax levy (tax duplicate) ..	\$394,973.98
Per Capita Total Tax Levy	\$207.23
Current	
1956 taxes levied (total)	\$402,091.02
Collected in 1956	391,651.03
Per cent of levy collected in 1956 ...	97.40
Transferred to liens	941.94
Cancelled, abated or adjusted	142.80
Outstanding December 31, 1956 ..	\$9,355.25
All Prior Years Outstanding	
Balance January 1, 1956	\$6,169.59
Collected in 1956	6,049.50
Balance December 31, 1956	\$43.00
Tax Title Liens Outstanding	
Balance January 1, 1956	\$24,044.33
Redeemed by cash	1,913.81
Balance December 31, 1956	\$23,129.52
Property Acquired by Deed or Foreclosure	
Balance January 1, 1956	\$10,210.00
Sale for cash	250.00
Balance December 31, 1956	\$10,010.00
CAPITAL DEBT, DECEMBER 31, 1956	
Gross Debt	
School debt	\$534,000.00
Self-liquidating debt.
Other capital debt
TOTAL GROSS DEBT	\$534,000.00
Per Capita Gross Debt	\$280.17
Deductions for	
School debt	\$388,332.00
Self-liquidating debt.
Other capital debt
TOTAL DEDUCTIONS	388,332.00
NET DEBT	\$145,668.00
Average Assessed Valuations	
Real Property 1954-1955-1956 ..	\$6,472,200.00
Per Cent of Net Debt	2.25
CURRENT FINANCES DECEMBER 31, 1956	
Cash	\$187,396.89
Taxes receivable	9,398.25
Tax title liens	23,129.52
Foreclosed property	10,010.00
Other receivables
State road aid receivable
Emergencies and deferred charges
TOTAL ASSETS	\$229,934.66
Cash liabilities	\$107,917.37
Reserves for receivables	42,537.77
Surplus revenue	79,479.52
TOTAL LIABILITIES AND SURPLUS	\$229,934.66

CALIFON BOROUGH—HUNTERDON COUNTY

Population Census, 1950—623

Land Area 0.90 sq. mi.

Net Valuation Taxable \$539,822

EXPENDITURES AND REQUIRED PAYMENTS FOR 1956	
General Government	
Administrative and executive	\$1,357.24
Assessment and collection of taxes	850.00
Finance Department
Protection to Persons & Property	
Fire	1,250.00
Police	375.00
Other
Streets and Roads	
Repairs and maintenance	5,676.43
Street lighting	1,450.00
Sanitation	
Street cleaning
Garbage and ash removal	200.00
Sewers
Health and Charities	
Health service	325.00
Welfare—public assistance	200.00
Hospitals (aid and maintenance)
Other
Recreation	
Beaches and boardwalks
Parks and playgrounds
Other
Educational	
(Exclusive of school districts)
Unclassified Purposes	
(Including contingent)	100.00
SUB-TOTAL—Municipal functions..	\$11,783.67

Per Capita—Municipal functions	
	\$18.91
Capital imp'ts and capital imp't fund	\$2,171.33
Debt Service	
Principal payments
Interest payments
Total
Per Capita Debt Service	
Deferred Charges and Statutory Expenditures	
Emergencies
Other deferred chgs.	\$695.00
Total	695.00

TOTAL—Municipal expenditures ...	\$14,650.00
Required Payments for Local School, County, and Special District Taxes	36,288.39
TOTAL EXPENDITURES AND REQUIRED PAYMENTS	\$50,938.39
Reserve for uncollected taxes	\$5,747.65
GRAND TOTAL—Budget	\$56,686.04

RECEIPTS AND REVENUES REALIZED IN 1956 TO MEET EXPENDITURES AND REQUIRED PAYMENTS	
Surplus revenue appropriated ..	\$5,500.00
Miscellaneous revenues realized ..	3,670.78
State aid revenues realized	1,011.00
Delinquent taxes including
—1956 collections	4,203.56
Current taxes—1956 collections..	37,930.31
Emergency borrowings
TOTAL RECEIPTS AND REVENUES REALIZED	\$52,315.65

CAPITAL OUTLAY—1956	
Beaches and boardwalks
Buildings and equipment
Parks and playgrounds
Sewers
Streets, roads and bridges
Water supply
Other

Tax rate	\$7.90
Local school tax rate	5.55
County tax rate	1.17
Local purpose tax rate	1.18

TAXES	
Local school tax ...	\$29,971.65
County taxes	6,316.74
Special district taxes
Local purpose levy	\$36,288.39
	7,317.65
Total tax levy (tax duplicate) ..	\$43,606.04
Per Capita Total Tax Levy	\$69.99

Current	
1956 taxes levied (total)	\$43,708.41
Collected in 1956	37,930.31
Per cent of levy collected in 1956 ..	86.78
Transferred to liens
Cancelled, abated or adjusted ..	11.85
Outstanding December 31, 1956 ..	\$5,766.25

All Prior Years Outstanding	
Balance January 1, 1956	\$8,378.50
Collected in 1956	4,203.56
Balance December 31, 1956	\$3,919.92

Tax Title Liens Outstanding	
Balance January 1, 1956
Redeemed by cash
Balance December 31, 1956

Property Acquired by Deed or Foreclosure	
Balance January 1, 1956
Sale for cash
Balance December 31, 1956

CAPITAL DEBT, DECEMBER 31, 1956	
Gross Debt	
School debt	\$157,491.00
Self-liquidating debt.	4,203.56
Other capital debt
TOTAL GROSS DEBT	\$157,491.00
Per Capita Gross Debt	\$252.79

Deductions for	
School debt	\$112,917.00
Self-liquidating debt.
Other capital debt
TOTAL DEDUCTIONS	112,917.00
NET DEBT	\$44,574.00

Average Assessed Valuations	
Real Property 1954-1955-1956..	\$457,097.00
Per Cent of Net Debt	9.75

CURRENT FINANCES DECEMBER 31, 1956	
Cash	\$15,558.36
Taxes receivable	9,686.17
Tax title liens
Foreclosed property
Other receivables	101.29
State road aid receivable
Emergencies and deferred charges
TOTAL ASSETS	\$25,345.82
Cash liabilities	\$3,359.62
Reserves for receivables	9,787.46
Surplus revenue	12,198.74
TOTAL LIABILITIES AND SURPLUS	\$25,345.82

CAMDEN CITY—CAMDEN COUNTY

Population Census, 1950—124,555 Land Area 8.70 sq. mi. Net Valuation Taxable \$152,751,468

EXPENDITURES AND REQUIRED PAYMENTS FOR 1956	
General Government	
Administrative and executive	\$660,882.46
Assessment and collection of taxes	178,681.60
Finance Department	92,466.05
Protection to Persons & Property	
Fire	1,080,682.82
Police	1,337,702.66
Other
Streets and Roads	
Repairs and maintenance	1,100,494.75
Street lighting	171,681.10
Sanitation	
Street cleaning
Garbage and ash removal
Sewers
Health and Charities	
Health service	174,177.44
Welfare—public assistance	238,311.66
Hospitals (aid and maintenance) ..	317,675.31
Other	49,943.56
Recreation	
Beaches and boardwalks
Parks and playgrounds	163,338.27
Other
Educational	
(Exclusive of school districts) ..	106,200.00
Unclassified Purposes	
(Including contingent)	559,496.43
SUB-TOTAL—Municipal functions..	\$6,231,734.11
Per Capita—Municipal functions	
Capital imp'ts and capital imp't fund	\$300,000.00
Debt Service	
Principal payments .	\$979,000.00
Interest payments ..	479,806.19
Total	*1,458,806.19
Per Capita Debt Service	
Deferred Charges and Statutory Expenditures	\$11.71
Emergencies	\$16,709.61
Other deferred chgs.	721,027.31
Total	737,736.92
TOTAL—Municipal expenditures ...	\$8,728,277.22
Required Payments for Local School, County, and Special District Taxes	
Total	5,549,924.46
TOTAL EXPENDITURES AND REQUIRED PAYMENTS	\$14,278,201.68
Reserve for uncollected taxes	\$703,512.09
GRAND TOTAL—Budget	\$14,981,713.77
RECEIPTS AND REVENUES REALIZED IN 1956 TO MEET EXPENDITURES AND REQUIRED PAYMENTS	
Surplus revenue appropriated ..	\$956,709.61
Miscellaneous revenues realized.	3,132,998.39
State aid revenues realized	68,987.00
Delinquent taxes including
liens—1956 collections	528,566.76
Current taxes—1956 collections..	10,651,897.37
Emergency borrowings
TOTAL RECEIPTS AND REVENUES REALIZED	\$15,339,159.13

CAPITAL OUTLAY—1956

Beaches and boardwalks
Buildings and equipment	\$150,569.52
Parks and playgrounds
Sewers	620,842.89
Streets, roads and bridges	588,135.79
Water supply	54,798.14
Other

Tax rate	\$7.32
Local school tax rate	2.44
County tax rate	1.29
Local purpose tax rate	3.59

TAXES

Local school tax ...	\$3,728,436.69
County taxes	1,963,100.27
Special district taxes
Local purpose levy	\$5,691,536.96
Total tax levy (tax duplicate) ..	\$11,145,091.70
Per Capita Total Tax Levy	\$89.48

Current

1956 taxes levied (total)	\$11,257,583.40
Collected in 1956	10,651,897.37
Per cent of levy collected in 1956 ...	94.61
Transferred to liens	18,782.78
Cancelled, abated or adjusted	86,086.49
Outstanding December 31, 1956 ..	\$500,816.76

All Prior Years Outstanding

Balance January 1, 1956	\$683,940.13
Collected in 1956	489,314.48
Balance December 31, 1956	\$158,684.92

Tax Title Liens Outstanding

Balance January 1, 1956	\$205,915.23
Redeemed by cash	39,252.28
Balance December 31, 1956	\$161,158.76

Property Acquired by Deed or Foreclosure

Balance January 1, 1956	\$1,719,580.00
Sale for cash	170,850.00
Balance December 31, 1956	\$1,472,720.00

CAPITAL DEBT, DECEMBER 31, 1956

Gross Debt

School debt	\$3,386,000.00
Self-liquidating debt.	14,174,000.00
Other capital debt ..	11,366,474.00

TOTAL GROSS DEBT **\$28,926,474.00**

Per Capita Gross Debt **\$232.24**

Deductions for

School debt	\$3,386,000.00
Self-liquidating debt.	14,174,000.00
Other capital debt

TOTAL DEDUCTIONS **17,560,000.00**

NET DEBT **\$11,366,474.00**

Average Assessed Valuations

Real Property 1954-1955-1956..	\$127,644,950.00
Per Cent of Net Debt	8.90

CURRENT FINANCES DECEMBER 31, 1956

Cash	\$1,524,242.58
Taxes receivable	659,501.68
Tax title liens	161,158.76
Foreclosed property	1,472,720.00
Other receivables	982.44
State road aid receivable	26,987.00
Emergencies and deferred charges ..	18,577.19
TOTAL ASSETS	\$3,864,169.65

Cash liabilities	\$221,656.91
Reserves for receivables	2,294,362.88
Surplus revenue	1,348,149.86

TOTAL LIABILITIES AND SURPLUS **\$3,864,169.65**

* Includes \$141,612.50 Chapter VI School Debt Service.

CAPE MAY CITY—CAPE MAY COUNTY

Population Census, 1950—3,607 Land Area 2.5 sq. mi. Net Valuation Taxable \$6,641,678

EXPENDITURES AND REQUIRED PAYMENTS FOR 1956	
General Government	
Administrative and executive	\$76,100.36
Assessment and collection of taxes	17,945.85
Finance Department
Protection to Persons & Property	
Fire	48,215.97
Police	81,935.95
Other
Streets and Roads	
Repairs and maintenance	48,707.01
Street lighting	13,700.00
Sanitation	
Street cleaning
Garbage and ash removal
Sewers	34,924.88
Health and Charities	
Health service	5,839.85
Welfare—public assistance	2,332.22
Hospitals (aid and maintenance)
Other
Recreation	
Beaches and boardwalks	40,306.93
Parks and playgrounds	1,000.00
Other	10,300.00
Educational	
(Exclusive of school districts)	510.00
Unclassified Purposes	
(Including contingent)	4,000.00
SUB-TOTAL—Municipal functions..	\$385,819.02

Per Capita—Municipal functions	\$106.96
Capital imp'ts and capital imp't fund	\$29,513.50
Debt Service	
Principal payments	\$112,000.00
Interest payments	46,433.33
Total	*158,433.33
Per Capita Debt Service	
Service	\$43.92
Deferred Charges and Statutory Expenditures	
Emergencies	\$26,500.00
Other deferred chgs.	23,000.00
Total	49,500.00
TOTAL—Municipal expenditures . . .	\$623,265.85

Required Payments for Local School, County, and Special District Taxes	193,083.26
---	-------------------

TOTAL EXPENDITURES AND REQUIRED PAYMENTS	\$816,349.11
Reserve for uncollected taxes	\$83,615.09
GRAND TOTAL—Budget	\$899,964.20

RECEIPTS AND REVENUES REALIZED IN 1956 TO MEET EXPENDITURES AND REQUIRED PAYMENTS	
Surplus revenue appropriated	\$78,500.00
Miscellaneous revenues realized	106,789.17
State aid revenues realized	29,498.00
Delinquent taxes including	
liens—1956 collections	63,841.54
Current taxes—1956 collections..	550,173.91
Emergency borrowings
TOTAL RECEIPTS AND REVENUES REALIZED	\$828,802.62

CAPITAL OUTLAY—1956	
Beaches and boardwalks
Buildings and equipment
Parks and playgrounds
Sewers	\$1,078.50
Streets, roads and bridges
Water supply	10,333.29
Other

Tax rate	\$9.37
Local school tax rate	1.76
County tax rate	1.23
Local purpose tax rate	6.38

TAXES	
Local school tax	\$116,736.50
County taxes	81,686.76
Special district taxes
Local purpose levy	\$198,423.26
Total tax levy (tax duplicate) ..	\$622,823.26
Per Capita Total Tax Levy	\$172.67

Current	
1956 taxes levied (total)	\$632,011.07
Collected in 1956	550,173.91
Per cent of levy collected in 1956	87.05
Transferred to liens	6,353.68
Cancelled, abated or adjusted	4,816.97
Outstanding December 31, 1956 ..	\$70,666.51

All Prior Years Outstanding	
Balance January 1, 1956	\$65,580.39
Collected in 1956	63,152.69
Balance December 31, 1956	\$1,087.25

Tax Title Liens Outstanding	
Balance January 1, 1956	\$84,670.14
Redeemed by cash	1,202.81
Balance December 31, 1956	\$90,939.10

Property Acquired by Deed or Foreclosure	
Balance January 1, 1956	\$82,749.00
Sale for cash	17,160.00
Balance December 31, 1956	\$60,793.00

CAPITAL DEBT, DECEMBER 31, 1956	
Gross Debt	
School debt	\$13,031.00
Self-liquidating debt.	55,000.00
Other capital debt	1,151,135.00
TOTAL GROSS DEBT	\$1,219,166.00
Per Capita Gross Debt	\$338.00

Deductions for	
School debt	\$13,031.00
Self-liquidating debt.	55,000.00
Other capital debt	6,466.00
TOTAL DEDUCTIONS	74,497.00
NET DEBT	\$1,144,669.00

Average Assessed Valuations	
Real Property 1954-1955-1956..	\$5,938,191.00
Per Cent of Net Debt	19.27

CURRENT FINANCES DECEMBER 31, 1956	
Cash	\$59,664.39
Taxes receivable	71,754.36
Tax title liens	90,939.10
Foreclosed property	60,793.00
Other receivables	772.80
State road aid receivable	37,634.24
Emergencies and deferred charges . .	31,500.00
TOTAL ASSETS	\$353,057.89
Cash liabilities	\$35,805.02
Reserves for receivables	224,259.26
Surplus revenue	92,993.61
TOTAL LIABILITIES AND SURPLUS	\$353,057.89

* Includes \$5,340.00 Chapter VI School Debt Service.

CAPE MAY POINT BOROUGH—CAPE MAY COUNTY

Population Census, 1950—198

Land Area 0.30 sq. mi.

Net Valuation Taxable \$538,190

EXPENDITURES AND REQUIRED PAYMENTS FOR 1956

General Government	
Administrative and executive	\$7,530.00
Assessment and collection of taxes	3,550.00
Finance Department
Protection to Persons & Property	
Fire	800.00
Police	1,725.00
Other
Streets and Roads	
Repairs and maintenance	5,849.37
Street lighting	2,200.00
Sanitation	
Street cleaning
Garbage and ash removal	2,000.00
Sewers	11,235.63
Health and Charities	
Health service	100.00
Welfare—public assistance	200.00
Hospitals (aid and maintenance)
Other	900.00
Recreation	
Beaches and boardwalks	575.00
Parks and playgrounds
Other
Educational	
(Exclusive of school districts)
Unclassified Purposes	
(Including contingent)	25.00
SUB-TOTAL—Municipal functions..	\$36,690.00

Per Capita—Municipal functions	\$185.30
Capital imp'ts and capital imp't fund	\$5,222.22
Debt Service	
Principal payments	\$4,000.00
Interest payments	879.00
Total	4,879.00
Per Capita Debt Service	\$24.64
Deferred Charges and Statutory Expenditures	
Emergencies	\$1,100.00
Other deferred chgs.	1,310.74
Total	2,410.74

TOTAL—Municipal expenditures \$49,201.96

Required Payments for Local School, County, and Special District Taxes 10,556.25

TOTAL EXPENDITURES AND REQUIRED PAYMENTS \$59,758.21

Reserve for uncollected taxes \$8,707.92

GRAND TOTAL—Budget \$68,466.13

RECEIPTS AND REVENUES REALIZED IN 1956 TO MEET EXPENDITURES AND REQUIRED PAYMENTS

Surplus revenue appropriated	\$18,000.00
Miscellaneous revenues realized.	6,181.16
State aid revenues realized	1,944.00
Delinquent taxes including liens—1956 collections	4,250.57
Current taxes—1956 collections.. . . .	37,269.16
Emergency borrowings
TOTAL RECEIPTS AND REVENUES REALIZED	\$67,644.89

CAPITAL OUTLAY—1956

Beaches and boardwalks
Buildings and equipment
Parks and playgrounds
Sewers
Streets, roads and bridges
Water supply
Other

Tax rate	\$7.90
Local school tax rate	0.57
County tax rate	1.39
Local purpose tax rate	5.94

TAXES

Local school tax	\$3,085.17
County taxes	7,471.08
Special district taxes
Local purpose levy	\$10,556.25
		31,941.54
Total tax levy (tax duplicate)		\$42,497.79

Per Capita Total Tax Levy \$214.64

Current	
1956 taxes levied (total)	\$42,721.60
Collected in 1956	37,269.16
Per cent of levy collected in 1956	87.23
Transferred to liens
Cancelled, abated or adjusted
Outstanding December 31, 1956	\$5,452.44

All Prior Years Outstanding	
Balance January 1, 1956	\$4,070.78
Collected in 1956	3,613.15
Balance December 31, 1956	\$457.63

Tax Title Liens Outstanding	
Balance January 1, 1956	\$10,701.12
Redeemed by cash	637.42
Balance December 31, 1956	\$10,063.70

Property Acquired by Deed or Foreclosure	
Balance January 1, 1956	\$3,117.00
Sale for cash	1,925.00
Balance December 31, 1956	\$1,192.00

CAPITAL DEBT, DECEMBER 31, 1956

Gross Debt	
School debt
Self-liquidating debt.
Other capital debt	\$23,000.00

TOTAL GROSS DEBT \$23,000.00

Per Capita Gross Debt \$116.16

Deductions for	
School debt
Self-liquidating debt.
Other capital debt

TOTAL DEDUCTIONS

NET DEBT \$23,000.00

Average Assessed Valuations	
Real Property 1954-1955-1956.. . . .	\$484,363.00
Per Cent of Net Debt	4.74

CURRENT FINANCES DECEMBER 31, 1956

Cash	\$35,101.70
Taxes receivable	5,910.07
Tax title liens	10,063.70
Foreclosed property	1,192.00
Other receivables	132.38
State road aid receivable	5,000.00
Emergencies and deferred charges
TOTAL ASSETS	\$57,399.85

Cash liabilities	\$13,902.29
Reserves for receivables	17,298.15
Surplus revenue	26,199.41

TOTAL LIABILITIES AND SURPLUS \$57,399.85

CARLSTADT BOROUGH—BERGEN COUNTY

Population Census, 1950—5,591 Land Area 4.20 sq. mi. Net Valuation Taxable \$8,126,202

EXPENDITURES AND REQUIRED PAYMENTS FOR 1956	
General Government	
Administrative and executive	\$47,708.31
Assessment and collection of taxes	10,868.25
Finance Department	2,260.00
Protection to Persons & Property	
Fire	25,255.00
Police	100,709.48
Other	
Streets and Roads	
Repairs and maintenance	22,804.02
Street lighting	9,600.00
Sanitation	
Street cleaning	
Garbage and ash removal	28,833.73
Sewers	20,023.20
Health and Charities	
Health service	5,000.00
Welfare—public assistance	2,700.00
Hospitals (aid and maintenance)	
Other	
Recreation	
Beaches and boardwalks	
Parks and playgrounds	
Other	3,000.00
Educational	
(Exclusive of school districts) ..	7,490.10
Unclassified Purposes	
(Including contingent)	4,529.94
SUB-TOTAL—Municipal functions..	\$290,782.03

Per Capita—Municipal functions	\$52.01
Capital imp'ts and capital imp't fund	\$10,000.00
Debt Service	
Principal payments ..	\$16,000.00
Interest payments ..	7,015.30

Total	23,015.30
Per Capita Debt Service	\$4.12

Deferred Charges and Statutory Expenditures	
Emergencies	
Other deferred chgs. ..	\$14,915.36
Total	14,915.36

TOTAL—Municipal expenditures ... \$338,712.69

Required Payments for Local School, County, and Special District Taxes	303,908.81
---	-------------------

TOTAL EXPENDITURES AND REQUIRED PAYMENTS **\$642,621.50**

Reserve for uncollected taxes

GRAND TOTAL—Budget **\$668,870.03**

RECEIPTS AND REVENUES REALIZED IN 1956 TO MEET EXPENDITURES AND REQUIRED PAYMENTS

Surplus revenue appropriated ..	\$65,000.00
Miscellaneous revenues realized ..	90,783.20
State aid revenues realized	4,121.67
Delinquent taxes including	
liens—1956 collections	18,227.25
current taxes—1956 collections..	521,860.43
Emergency borrowings	
TOTAL RECEIPTS AND REVENUES REALIZED	\$699,992.55

CAPITAL OUTLAY—1956

Beaches and boardwalks	
Buildings and equipment	\$168,692.34
Parks and playgrounds	
Sewers	
Streets, roads and bridges	7,284.80
Water supply	
Other	

Tax rate	\$6.41
Local school tax rate	2.90
County tax rate	0.84
Local purpose tax rate	2.67

TAXES

Local school tax ...	\$235,355.00	
County taxes	68,553.81	
Special district taxes		
Local purpose levy	303,908.81	\$303,908.81
		216,834.22
Total tax levy (tax duplicate) ..	\$520,743.03	

Per Capita Total Tax Levy **\$93.14**

Current	
1956 taxes levied (total)	\$537,080.01
Collected in 1956	521,860.43
Per cent of levy collected in 1956 ..	97.16
Transferred to liens	451.90
Cancelled, abated or adjusted	410.63
Outstanding December 31, 1956 ..	\$14,357.05

All Prior Years Outstanding	
Balance January 1, 1956	\$25,858.85
Collected in 1956	14,343.10
Balance December 31, 1956	\$11,515.75

Tax Title Liens Outstanding	
Balance January 1, 1956	\$19,530.01
Redeemed by cash	3,884.15
Balance December 31, 1956	\$16,097.76

Property Acquired by Deed or Foreclosure	
Balance January 1, 1956	\$875.00
Sale for cash	750.00
Balance December 31, 1956	\$700.00

CAPITAL DEBT, DECEMBER 31, 1956

Gross Debt	
School debt	\$49,000.00
Self-liquidating debt.	
Other capital debt ..	404,120.00

TOTAL GROSS DEBT **\$453,120.00**

Per Capita Gross Debt **\$81.04**

Deductions for	
School debt	\$49,000.00
Self-liquidating debt.	
Other capital debt ..	

TOTAL DEDUCTIONS **49,000.00**

NET DEBT **\$404,120.00**

Average Assessed Valuations	
Real Property 1954-1955-1956..	\$6,389,090.00
Per Cent of Net Debt	6.32

CURRENT FINANCES DECEMBER 31, 1956

Cash	\$135,244.38
Taxes receivable	25,872.80
Tax title liens	16,097.76
Foreclosed property	700.00
Other receivables	658.41
State road aid receivable	
Emergencies and deferred charges ..	133.02
TOTAL ASSETS	\$178,706.37

Cash liabilities	\$27,500.09
Reserves for receivables	43,328.97
Surplus revenue	107,877.31

TOTAL LIABILITIES AND SURPLUS **\$178,706.37**

CARTERET BOROUGH—MIDDLESEX COUNTY

Population Census, 1950—13,030

Land Area 4.50 sq. mi.

Net Valuation Taxable \$15,422,292

EXPENDITURES AND REQUIRED PAYMENTS FOR 1956

General Government	
Administrative and executive	\$100,110.00
Assessment and collection of taxes	31,825.00
Finance Department
Protection to Persons & Property	
Fire	95,560.00
Police	224,475.00
Other
Streets and Roads	
Repairs and maintenance	111,260.01
Street lighting	25,775.00
Sanitation	
Street cleaning	33,415.00
Garbage and ash removal	70,885.00
Sewers	64,480.00
Health and Charities	
Health service	30,850.00
Welfare—public assistance	23,735.00
Hospitals (aid and maintenance) ..	4,000.00
Other	1,000.00
Recreation	
Beaches and boardwalks
Parks and playgrounds	26,475.00
Other	31,250.00
Educational	
(Exclusive of school districts) ..	18,650.00
Unclassified Purposes	
(Including contingent)	97,674.80
SUB-TOTAL—Municipal functions..	\$991,419.81

Per Capita—Municipal functions ...	
Capital imp'ts and capital imp't fund	\$29,000.00
Debt Service	
Principal payments .	\$100,000.00
Interest payments ..	94,617.39
Total	194,617.39
Per Capita Debt Service	
Deferred Charges and Statutory Expenditures	\$14.04
Emergencies	\$22,900.00
Other deferred chgs.	58,490.78
Total	81,390.78
TOTAL—Municipal expenditures ...	\$1,296,427.98

Required Payments for Local School, County, and Special District Taxes	1,152,420.77
---	---------------------

TOTAL EXPENDITURES AND REQUIRED PAYMENTS	\$2,448,848.75
---	-----------------------

Reserve for uncollected taxes	\$57,200.00
-------------------------------------	-------------

GRAND TOTAL—Budget	\$2,506,048.75
---------------------------------	-----------------------

RECEIPTS AND REVENUES REALIZED IN 1956 TO MEET EXPENDITURES AND REQUIRED PAYMENTS

Surplus revenue appropriated ..	\$66,500.00
Miscellaneous revenues realized.	363,807.41
State aid revenues realized	9,737.00
Delinquent taxes including	
Liens—1956 collections	38,207.40
Current taxes—1956 collections..	1,941,614.24
Emergency borrowings
TOTAL RECEIPTS AND REVENUES REALIZED	\$2,419,866.05

CAPITAL OUTLAY—1956

Beaches and boardwalks
Buildings and equipment	\$60,747.82
Parks and playgrounds
Sewers	32,899.44
Streets, roads and bridges	170,588.37
Water supply
Other

Tax rate	\$12.97
Local school tax rate	4.49
County tax rate	2.98
Local purpose tax rate	5.50

TAXES

Local school tax ...	\$692,461.90
County taxes	459,958.87
Special district taxes
Local purpose levy	\$1,152,420.77
.....	850,410.17
Total tax levy (tax duplicate) ..	\$2,002,830.94
Per Capita Total Tax Levy	\$153.71

Current	
1956 taxes levied (total)	\$2,007,422.77
Collected in 1956	1,941,614.24
Per cent of levy collected in 1956 ...	96.72
Transferred to liens
Cancelled, abated or adjusted	26,776.20
Outstanding December 31, 1956 ..	\$39,032.33

All Prior Years Outstanding	
Balance January 1, 1956	\$57,875.48
Collected in 1956	38,057.40
Balance December 31, 1956	\$19,818.08

Tax Title Liens Outstanding	
Balance January 1, 1956	\$5,568.23
Redeemed by cash	150.00
Balance December 31, 1956	\$5,418.23

Property Acquired by Deed or Foreclosure	
Balance January 1, 1956	\$95,840.00
Sale for cash	192,421.51
Balance December 31, 1956	\$53,581.67

CAPITAL DEBT, DECEMBER 31, 1956

Gross Debt	
School debt	\$114,500.00
Self-liquidating debt.
Other capital debt ..	4,664,481.00
TOTAL GROSS DEBT	\$4,778,981.00
Per Capita Gross Debt	\$366.77

Deductions for	
School debt	\$114,500.00
Self-liquidating debt.
Other capital debt
TOTAL DEDUCTIONS	114,500.00
NET DEBT	\$4,664,481.00

Average Assessed Valuations	
Real Property 1954-1955-1956..	\$12,780,987.00
Per Cent of Net Debt	36.49

CURRENT FINANCES DECEMBER 31, 1956

Cash	\$95,423.43
Taxes receivable	58,850.41
Tax title liens	5,418.23
Foreclosed property	53,581.67
Other receivables	134,973.19
State road aid receivable	9,848.15
Emergencies and deferred charges ..	87,480.81
TOTAL ASSETS	\$445,575.89

Cash liabilities	\$113,747.96
Reserves for receivables	252,823.50
Surplus revenue	79,004.43

TOTAL LIABILITIES AND SURPLUS	\$445,575.89
--	---------------------

CEDAR GROVE TOWNSHIP—ESSEX COUNTY

Population Census, 1950—8,022

Land Area 4.50 sq. mi.

Net Valuation Taxable \$15,887,431

EXPENDITURES AND REQUIRED PAYMENTS FOR 1956
General Government

Administrative and executive . . . \$69,189.00
Assessment and collection of taxes . . . 16,413.00
Finance Department 8,249.00

Protection to Persons & Property

Fire 30,770.00
Police 93,421.00
Other

Streets and Roads

Repairs and maintenance 46,696.00
Street lighting 20,000.00

Sanitation

Street cleaning
Garbage and ash removal 19,300.00
Sewers 2,500.00

Health and Charities

Health service 9,850.00
Welfare—public assistance 4,775.00
Hospitals (aid and maintenance)
Other

Recreation

Beaches and boardwalks
Parks and playgrounds 3,675.00
Other

Educational

(Exclusive of school districts) 9,635.00

Unclassified Purposes

(Including contingent) 1,850.00

SUB-TOTAL—Municipal functions.. \$336,323.00

Per Capita—Municipal functions

\$41.93

Capital imp'ts and capital imp't fund \$12,550.00

Debt Service

Principal payments \$2,000.00
Interest payments 8,500.00

Total 10,500.00

Per Capita Debt

\$1.31

Deferred Charges and Statutory Expenditures

Emergencies
Other deferred chgs. \$46,025.00

Total 46,025.00

TOTAL—Municipal expenditures . . . \$405,398.00

Required Payments for Local School, County, and Special District Taxes

803,565.81

TOTAL EXPENDITURES AND REQUIRED PAYMENTS \$1,208,963.81

Reserve for uncollected taxes \$35,527.07

GRAND TOTAL—Budget \$1,244,490.88

RECEIPTS AND REVENUES REALIZED IN 1956 TO MEET EXPENDITURES AND REQUIRED PAYMENTS

Surplus revenue appropriated \$135,000.00
Miscellaneous revenues realized 110,331.82
State aid revenues realized 8,154.00
Delinquent taxes including
 Liens—1956 collections 14,833.15
 Current taxes—1956 collections.. . . . 1,005,544.85
Emergency borrowings

TOTAL RECEIPTS AND REVENUES REALIZED \$1,273,863.82

CAPITAL OUTLAY—1956

Beaches and boardwalks
Buildings and equipment \$18,300.00
Parks and playgrounds
Sewers
Streets, roads and bridges 1,632.09
Water supply
Other 9,477.62

Tax rate \$6.27
Local school tax rate 4.13
County tax rate *0.92
Local purpose tax rate 1.22

TAXES

Local school tax \$656,733.65
County taxes *146,832.16
Special district taxes

Local purpose levy \$803,565.81
192,711.07

Total tax levy (tax duplicate) \$996,276.88

Per Capita Total Tax Levy \$124.19

Current

1956 taxes levied (total) \$1,029,601.59
Collected in 1956 1,005,544.85
Per cent of levy collected in 1956 97.66
Transferred to liens 1,492.26
Cancelled, abated or adjusted 1,790.09
Outstanding December 31, 1956 \$20,774.39

All Prior Years Outstanding

Balance January 1, 1956 \$15,300.39
Collected in 1956 14,833.15
Balance December 31, 1956 \$467.24

Tax Title Liens Outstanding

Balance January 1, 1956 \$38,602.36
Redeemed by cash
Balance December 31, 1956 \$40,094.62

Property Acquired by Deed or Foreclosure

Balance January 1, 1956 \$11,750.00
Sale for cash
Balance December 31, 1956 \$11,750.00

CAPITAL DEBT, DECEMBER 31, 1956

Gross Debt

School debt \$1,074,000.00
Self-liquidating debt. 849,000.00
Other capital debt 678,500.00

TOTAL GROSS DEBT \$2,601,500.00

Per Capita Gross Debt \$324.30

Deductions for

School debt \$859,760.00
Self-liquidating debt. 611,414.00
Other capital debt 21,974.00

TOTAL DEDUCTIONS 1,493,148.00

NET DEBT \$1,108,352.00

Average Assessed Valuations

Real Property 1954-1955-1956.. . . . \$14,329,335.00
Per Cent of Net Debt 7.73

CURRENT FINANCES DECEMBER 31, 1956

Cash \$623,275.30
Taxes receivable 21,241.63
Tax title liens 40,094.62
Foreclosed property 11,750.00
Other receivables 2,095.70
State road aid receivable
Emergencies and deferred charges

TOTAL ASSETS \$698,457.25

Cash liabilities \$396,645.28
Reserves for receivables 75,181.95
Surplus revenue 226,630.02

TOTAL LIABILITIES AND SURPLUS \$698,457.25

* One-half County Tax (\$146,832.16) Rebated pursuant to R. S. 54:4-5.

CHATHAM BOROUGH—MORRIS COUNTY

Population Census, 1950—7,391

Land Area 2.3 sq. mi.

Net Valuation Taxable \$10,903,872

EXPENDITURES AND REQUIRED PAYMENTS FOR 1956

General Government	
Administrative and executive	\$43,172.30
Assessment and collection of taxes ..	17,588.45
Finance Department	1,800.00
Protection to Persons & Property	
Fire	19,635.00
Police	101,094.99
Other
Streets and Roads	
Repairs and maintenance	44,445.00
Street lighting	15,107.89
Sanitation	
Street cleaning
Garbage and ash removal
Sewers	28,951.19
Health and Charities	
Health service	4,755.00
Welfare—public assistance	640.00
Hospitals (aid and maintenance)
Other	2,100.00
Recreation	
Beaches and boardwalks
Parks and playgrounds	10,950.00
Other
Educational	
(Exclusive of school districts) ..	27,000.00
Unclassified Purposes	
(Including contingent)	3,400.00
SUB-TOTAL—Municipal functions..	\$320,639.82

Per Capita—Municipal functions		\$43.38
Capital imp'ts and capital imp't fund	\$69,000.12	
Debt Service		
Principal payments ..	\$21,000.00	
Interest payments ..	9,153.00	
Total	30,153.00	
Per Capita Debt Service		\$4.08
Deferred Charges and Statutory Expenditures		
Emergencies	
Other deferred chgs. ..	\$66,819.06	
Total	66,819.06	
TOTAL—Municipal expenditures ...	\$486,612.00	

Required Payments for Local School, County, and Special District Taxes	835,656.30
---	-------------------

TOTAL EXPENDITURES AND REQUIRED PAYMENTS

.....	\$1,322,268.30
Reserve for uncollected taxes	\$164,309.76
GRAND TOTAL—Budget	\$1,486,578.06

RECEIPTS AND REVENUES REALIZED IN 1956 TO MEET EXPENDITURES AND REQUIRED PAYMENTS

Surplus revenue appropriated ..	\$232,000.00
Miscellaneous revenues realized ..	102,958.11
State aid revenues realized	6,664.00
Delinquent taxes including	
liens—1956 collections	18,106.93
Current taxes—1956 collections..	1,133,424.82
Emergency borrowings
TOTAL RECEIPTS AND REVENUES REALIZED	\$1,493,153.86

CAPITAL OUTLAY—1956

Beaches and boardwalks
Buildings and equipment	\$5,920.00
Parks and playgrounds	11,188.56
Sewers	256.70
Streets, roads and bridges	1,763.59
Water supply	124,014.33
Other	15,357.09

Tax rate	\$10.61
Local school tax rate	6.36
County tax rate	1.31
Local purpose tax rate	2.94

TAXES

Local school tax ...	\$693,271.33	
County taxes	142,384.97	
Special district taxes	
Local purpose levy	\$835,656.30
Total tax levy (tax duplicate) ..	\$1,158,229.06	

Per Capita Total Tax Levy	\$156.71
--	-----------------

Current

1956 taxes levied (total)	\$1,166,592.30
Collected in 1956	1,133,424.82
Per cent of levy collected in 1956 ...	97.15
Transferred to liens	2,254.68
Cancelled, abated or adjusted	2,753.78
Outstanding December 31, 1956 ..	\$28,159.02

All Prior Years Outstanding

Balance January 1, 1956	\$26,418.00
Collected in 1956	17,394.95
Balance December 31, 1956	\$6,541.95

Tax Title Liens Outstanding

Balance January 1, 1956	\$9,573.93
Redeemed by cash	711.98
Balance December 31, 1956	\$13,439.90

Property Acquired by Deed or Foreclosure

Balance January 1, 1956	\$31,900.00
Sale for cash	4,000.00
Balance December 31, 1956	\$31,100.00

CAPITAL DEBT, DECEMBER 31, 1956

Gross Debt

School debt	\$2,897,000.00
Self-liquidating debt.	235,000.00
Other capital debt ..	381,000.00

TOTAL GROSS DEBT **\$3,513,000.00**

Per Capita Gross Debt **\$475.31**

Deductions for

School debt	\$798,401.00
Self-liquidating debt.	235,000.00
Other capital debt

TOTAL DEDUCTIONS **1,033,401.00**

NET DEBT **\$2,479,599.00**

Average Assessed Valuations

Real Property 1954-1955-1956..	\$9,980,014.00
Per Cent of Net Debt	24.84

CURRENT FINANCES DECEMBER 31, 1956

Cash	\$400,293.09
Taxes receivable	34,700.97
Tax title liens	13,439.90
Foreclosed property	31,100.00
Other receivables	857.59
State road aid receivable
Emergencies and deferred charges
TOTAL ASSETS	\$480,391.55
Cash liabilities	\$47,497.31
Reserves for receivables	80,098.46
Surplus revenue	352,795.78
TOTAL LIABILITIES AND SURPLUS	\$480,391.55

CHATHAM TOWNSHIP—MORRIS COUNTY

Population Census, 1950—2,825 Land Area 9.0 sq. mi. Net Valuation Taxable \$4,728,784

EXPENDITURES AND REQUIRED PAYMENTS FOR 1956

General Government	
Administrative and executive	\$32,440.00
Assessment and collection of taxes	6,800.00
Finance Department
Protection to Persons & Property	
Fire	17,200.00
Police	28,550.00
Other
Streets and Roads	
Repairs and maintenance	28,800.00
Street lighting	4,200.00
Sanitation	
Street cleaning
Garbage and ash removal	1.00
Sewers
Health and Charities	
Health service	4,175.00
Welfare—Public assistance	500.00
Hospitals (aid and maintenance)	600.00
Other
Recreation	
Beaches and boardwalks
Parks and playgrounds	5,000.00
Other
Educational	
(Exclusive of school districts)
Unclassified Purposes	
(Including contingent)	8,250.00
SUB-TOTAL—Municipal functions..	\$136,516.00

Per Capita—Municipal functions	\$48.32
Capital imp'ts and capital imp't fund	\$3,200.00
Debt Service	
Principal payments
Interest payments
Total

Per Capita Debt Service	
Deferred Charges and Statutory Expenditures
Emergencies
Other deferred chgs.	\$2,575.00
Total	2,575.00

TOTAL—Municipal expenditures	\$142,291.00
---	---------------------

Required Payments for Local School, County, and Special District Taxes	560,823.93
---	-------------------

TOTAL EXPENDITURES AND REQUIRED PAYMENTS	\$703,114.93
---	---------------------

Reserve for uncollected taxes	\$58,001.90
---	-------------

GRAND TOTAL—Budget	\$761,116.83
-------------------------------------	---------------------

RECEIPTS AND REVENUES REALIZED IN 1956 TO MEET EXPENDITURES AND REQUIRED PAYMENTS

Surplus revenue appropriated	\$70,000.00
Miscellaneous revenues realized	69,363.82
State aid revenues realized	3,199.00
Delinquent taxes including	
liens—1956 collections	15,281.87
Current taxes—1956 collections..	622,190.75
Emergency borrowings

TOTAL RECEIPTS AND REVENUES REALIZED	\$780,035.44
---	---------------------

CAPITAL OUTLAY—1956

Beaches and boardwalks
Buildings and equipment
Parks and playgrounds
Sewers
Streets, roads and bridges
Water supply
Other

Tax rate	\$12.91
Local school tax rate	9.82
County tax rate	2.04
Local purpose tax rate	1.05

TAXES

Local school tax	\$464,546.42	
County taxes	96,277.51	
Special district taxes	
Local purpose levy	\$560,823.93
Total tax levy (tax duplicate)	\$610,017.83

Per Capita Total Tax Levy	\$215.94
--	-----------------

Current	
1956 taxes levied (total)	\$645,542.47
Collected in 1956	622,190.75
Per cent of levy collected in 1956	96.38
Transferred to liens	690.11
Cancelled, abated or adjusted	2,188.25
Outstanding December 31, 1956 ..	\$20,473.36

All Prior Years Outstanding	
Balance January 1, 1956	\$15,641.72
Collected in 1956	15,142.72
Balance December 31, 1956	\$5,673.96

Tax Title Liens Outstanding	
Balance January 1, 1956	\$5,123.00
Redeemed by cash	139.15
Balance December 31, 1956	\$499.00

Property Acquired by Deed or Foreclosure	
Balance January 1, 1956	\$1,000.00
Sale for cash
Balance December 31, 1956	\$1,000.00

CAPITAL DEBT, DECEMBER 31, 1956

Gross Debt	
School debt	\$739,500.00
Self-liquidating debt.
Other capital debt

TOTAL GROSS DEBT	\$739,500.00
-----------------------------------	---------------------

Per Capita Gross Debt	\$261.77
--	-----------------

Deductions for	
School debt	\$234,912.00
Self-liquidating debt.
Other capital debt

TOTAL DEDUCTIONS	234,912.00
-----------------------------------	-------------------

NET DEBT	\$504,588.00
---------------------------	---------------------

Average Assessed Valuations	
Real Property 1954-1955-1956..	\$3,915,206.00
Per Cent of Net Debt	12.88

CURRENT FINANCES DECEMBER 31, 1956

Cash	\$140,348.38
Taxes receivable	20,972.36
Tax title liens	5,673.96
Foreclosed property	1,000.00
Other receivables	544.51
State road aid receivable
Emergencies and deferred charges

TOTAL ASSETS	\$168,539.21
-------------------------------	---------------------

Cash liabilities	\$29,543.28
Reserves for receivables	28,190.83
Surplus revenue	110,805.10

TOTAL LIABILITIES AND SURPLUS	\$168,539.21
--	---------------------

CHESILHURST BOROUGH—CAMDEN COUNTY

Population Census, 1950—314

Land Area 1.89 sq. mi.

Net Valuation Taxable \$151,045

EXPENDITURES AND REQUIRED PAYMENTS FOR 1956

General Government	
Administrative and executive	\$4,112.26
Assessment and collection of taxes	2,160.00
Finance Department
Protection to Persons & Property	
Fire	1,375.00
Police	1,583.79
Other
Streets and Roads	
Repairs and maintenance	1,775.00
Street lighting	350.00
Sanitation	
Street cleaning
Garbage and ash removal
Sewers
Health and Charities	
Health service	25.00
Welfare—public assistance	268.95
Hospitals (aid and maintenance)
Other
Recreation	
Beaches and boardwalks
Parks and playgrounds
Other
Educational	
(Exclusive of school districts)
Unclassified Purposes	
(Including contingent)
SUB-TOTAL—Municipal functions..	\$11,650.00

Per Capita—Municipal functions	
	\$37.10
Capital imp'ts and capital imp't fund	\$4,500.00
Debt Service	
Principal payments
Interest payments
Total	2,050.00
Per Capita Debt Service
Deferred Charges and Statutory Expenditures
Emergencies	\$2,000.00
Other deferred chgs.	50.00
Total	2,050.00
TOTAL—Municipal expenditures . . .	\$18,200.00

Required Payments for Local School, County, and Special District Taxes	12,347.65
---	------------------

TOTAL EXPENDITURES AND REQUIRED PAYMENTS	\$30,547.65
Reserve for uncollected taxes	\$5,642.46
GRAND TOTAL—Budget	\$36,190.11

RECEIPTS AND REVENUES REALIZED IN 1956 TO MEET EXPENDITURES AND REQUIRED PAYMENTS	
Surplus revenue appropriated	\$8,750.00
Miscellaneous revenues realized	8,167.36
State aid revenues realized	4,909.90
Delinquent taxes including	
Liens—1956 collections	2,332.03
Current taxes—1956 collections	7,518.43
Emergency borrowings
TOTAL RECEIPTS AND REVENUES REALIZED	\$31,677.72

CAPITAL OUTLAY—1956

Beaches and boardwalks
Buildings and equipment
Parks and playgrounds
Sewers
Streets, roads and bridges
Water supply
Other

Tax rate	\$8.32
Local school tax rate	5.56
County tax rate	2.62
Local purpose tax rate	0.14

TAXES

Local school tax	\$8,394.25
County taxes	3,953.40
Special district taxes
Local purpose levy	12,347.65
	215.46
Total tax levy (tax duplicate) . .	\$12,563.11

Per Capita Total Tax Levy	\$40.01
--	----------------

Current

1956 taxes levied (total)	\$12,563.11
Collected in 1956	7,518.43
Per cent of levy collected in 1956	59.84
Transferred to liens
Cancelled, abated or adjusted
Outstanding December 31, 1956	\$5,044.68

All Prior Years Outstanding

Balance January 1, 1956	\$4,084.86
Collected in 1956	1,036.62
Balance December 31, 1956	\$3,048.24

Tax Title Liens Outstanding

Balance January 1, 1956	\$77,953.21
Redeemed by cash	1,295.41
Balance December 31, 1956	\$76,657.80

Property Acquired by Deed or Foreclosure

Balance January 1, 1956	\$12,681.00
Sale for cash	891.71
Balance December 31, 1956	\$12,681.00

CAPITAL DEBT, DECEMBER 31, 1956

Gross Debt

School debt
Self-liquidating debt.
Other capital debt

TOTAL GROSS DEBT

Per Capita Gross Debt

Deductions for

School debt
Self-liquidating debt.
Other capital debt

TOTAL DEDUCTIONS

NET DEBT

Average Assessed Valuations

Real Property 1954-1955-1956	\$141,632.00
Per Cent of Net Debt

CURRENT FINANCES DECEMBER 31, 1956

Cash	\$23,278.90
Taxes receivable	8,092.92
Tax title liens	76,657.80
Foreclosed property	12,681.00
Other receivables	860.05
State road aid receivable	4,000.00
Emergencies and deferred charges	1,000.00
TOTAL ASSETS	\$126,570.67

Cash liabilities	\$10,719.48
Reserves for receivables	98,291.77
Surplus revenue	17,559.42

TOTAL LIABILITIES AND SURPLUS

\$126,570.67

CHESTER BOROUGH—MORRIS COUNTY

Population Census, 1950—750

Land Area 1.62 sq. mi.

Net Valuation Taxable \$714,955

EXPENDITURES AND REQUIRED PAYMENTS FOR 1956

General Government	
Administrative and executive	\$6,100.00
Assessment and collection of taxes	1,600.00
Finance Department
Protection to Persons & Property	
Fire	850.00
Police	2,250.00
Other
Streets and Roads	
Repairs and maintenance	7,720.00
Street lighting	1,600.00
Sanitation	
Street cleaning
Garbage and ash removal	100.00
Sewers
Health and Charities	
Health service	610.00
Welfare—public assistance	160.00
Hospitals (aid and maintenance)	100.00
Other
Recreation	
Beaches and boardwalks
Parks and playgrounds
Other
Educational	
(Exclusive of school districts) ..	800.00
Unclassified Purposes	
(Including contingent)	700.00
SUB-TOTAL—Municipal functions..	\$22,590.00

Per Capita—Municipal functions		\$30.12
Capital imp'ts and capital imp't fund	\$2,850.00	
Debt Service		
Principal payments	
Interest payments	
Total	
Per Capita Debt Service		
Deferred Charges and Statutory Expenditures		
Emergencies	
Other deferred chgs.	\$302.88	
Total	302.88	
TOTAL—Municipal expenditures ...	\$25,742.88	

Required Payments for Local School, County, and Special District Taxes		49,695.21
---	--	------------------

TOTAL EXPENDITURES AND REQUIRED PAYMENTS

\$75,438.09	
Reserve for uncollected taxes	\$10,529.79
GRAND TOTAL—Budget	\$85,967.88

RECEIPTS AND REVENUES REALIZED IN 1956 TO MEET EXPENDITURES AND REQUIRED PAYMENTS

Surplus revenue appropriated ..	\$7,000.00
Miscellaneous revenues realized ..	9,374.17
State aid revenues realized	1,548.00
Delinquent taxes including	
liens—1956 collections	2,816.07
Current taxes—1956 collections..	64,780.26
Emergency borrowings
TOTAL RECEIPTS AND REVENUES REALIZED	\$85,518.50

CAPITAL OUTLAY—1956

Beaches and boardwalks
Buildings and equipment	\$1,500.00
Parks and playgrounds
Sewers
Streets, roads and bridges	1,389.04
Water supply
Other

Tax rate	\$9.76
Local school tax rate	5.61
County tax rate	1.34
Local purpose tax rate	2.81

TAXES

Local school tax ...	\$40,086.87	
County taxes	9,608.34	
Special district taxes	
Local purpose levy	\$49,695.21	
	20,024.67	
Total tax levy (tax duplicate) ..	\$69,719.88	

Per Capita Total Tax Levy

Current	
1956 taxes levied (total)	\$70,189.13
Collected in 1956	64,780.26
Per cent of levy collected in 1956 ...	92.29
Transferred to liens
Cancelled, abated or adjusted	41.48
Outstanding December 31, 1956 ..	\$5,367.39

All Prior Years Outstanding

Balance January 1, 1956	\$4,905.48
Collected in 1956	2,816.07
Balance December 31, 1956	\$2,089.41

Tax Title Liens Outstanding

Balance January 1, 1956
Redeemed by cash
Balance December 31, 1956

Property Acquired by Deed or Foreclosure

Balance January 1, 1956
Sale for cash
Balance December 31, 1956

CAPITAL DEBT, DECEMBER 31, 1956

Gross Debt	
School debt	\$153,377.00
Self-liquidating debt.
Other capital debt
TOTAL GROSS DEBT	\$153,377.00
Per Capita Gross Debt	\$204.50

Deductions for

School debt	\$145,131.00
Self-liquidating debt.
Other capital debt
TOTAL DEDUCTIONS	145,131.00
NET DEBT	\$8,246.00

Average Assessed Valuations

Real Property 1954-1955-1956..	\$595,728.00
Per Cent of Net Debt	1.38

CURRENT FINANCES DECEMBER 31, 1956

Cash	\$40,471.63
Taxes receivable	7,456.80
Tax title liens
Foreclosed property
Other receivables
State road aid receivable
Emergencies and deferred charges ..	9,800.00
TOTAL ASSETS	\$57,728.43

Cash liabilities	\$15,373.82
Reserves for receivables	7,456.80
Surplus revenue	34,897.81
TOTAL LIABILITIES AND SURPLUS	\$57,728.43

CHESTER TOWNSHIP—MORRIS COUNTY

Population Census, 1950—1,297 Land Area 28.68 sq. mi. Net Valuation Taxable \$2,499,950

EXPENDITURES AND RE-REQUIRED PAYMENTS FOR 1956	
General Government	
Administrative and executive	\$14,300.00
Assessment and collection of taxes	2,950.00
Finance Department	700.00
Protection to Persons & Property	
Fire	1,700.00
Police	3,950.00
Other
Streets and Roads	
Repairs and maintenance	47,500.00
Street lighting
Sanitation	
Street cleaning
Garbage and ash removal
Sewers
Health and Charities	
Health service	750.00
Welfare—public assistance	850.00
Hospitals (aid and maintenance)	200.00
Other
Recreation	
Beaches and boardwalks
Parks and playgrounds
Other
Educational	
(Exclusive of school districts) ..	900.00
Unclassified Purposes	
(Including contingent)	200.00
SUB-TOTAL—Municipal functions..	\$74,000.00

Per Capita—Municipal functions	\$57.05
Capital imp'ts and capital imp't fund	\$19,388.89
Debt Service	
Principal payments
Interest payments
Total
Per Capita Debt Service	
Deferred Charges and Statutory Expenditures	
Emergencies	\$200.00
Other deferred chgs.	4,477.09
Total	4,677.09
TOTAL—Municipal expenditures ...	\$98,065.98

Required Payments for Local School, County, and Special District Taxes	173,362.55
TOTAL EXPENDITURES AND REQUIRED PAYMENTS	\$271,428.53
Reserve for uncollected taxes	\$37,480.68
GRAND TOTAL—Budget	\$308,909.21

RECEIPTS AND REVENUES REALIZED IN 1956 TO MEET EXPENDITURES AND RE-REQUIRED PAYMENTS	
Surplus revenue appropriated ..	\$30,000.00
Miscellaneous revenues realized.	40,340.01
State aid revenues realized	13,200.00
Delinquent taxes including	
liens—1956 collections	19,512.03
Current taxes—1956 collections..	200,472.07
Emergency borrowings
TOTAL RECEIPTS AND REVENUES REALIZED	\$303,524.11

CAPITAL OUTLAY—1956	
Beaches and boardwalks
Buildings and equipment	\$5,496.50
Parks and playgrounds
Sewers
Streets, roads and bridges
Water supply
Other

Tax rate	\$8.89
Local school tax rate	5.61
County tax rate	1.32
Local purpose tax rate	1.96

TAXES	
Local school tax ...	\$140,169.89
County taxes	33,023.76
Special district taxes	168.90
Local purpose levy	\$173,362.55
Total tax levy (tax duplicate) ..	\$222,409.21

Per Capita Total Tax Levy		\$171.48
Current		
1956 taxes levied (total)	\$224,829.65	
Collected in 1956	200,472.07	
Per cent of levy col-lected in 1956 ...	89.16	
Transferred to liens	126.69	
Cancelled, abated or adjusted	1,449.07	
Outstanding December 31, 1956 ..	\$22,781.82	

All Prior Years Outstanding		
Balance January 1, 1956	\$21,531.66	
Collected in 1956	19,512.03	
Balance December 31, 1956	\$1,440.24	

Tax Title Liens Outstanding		
Balance January 1, 1956	\$1,474.91	
Redeemed by cash	
Balance December 31, 1956	\$3,141.59	

Property Acquired by Deed or Foreclosure		
Balance January 1, 1956	\$1,975.00	
Sale for cash	
Balance December 31, 1956	\$1,975.00	

CAPITAL DEBT, DECEMBER 31, 1956	
Gross Debt	
School debt	\$533,748.00
Self-liquidating debt.
Other capital debt
TOTAL GROSS DEBT	\$533,748.00
Per Capita Gross Debt	\$411.53

Deductions for		
School debt	\$505,090.00	
Self-liquidating debt.	
Other capital debt	
TOTAL DEDUCTIONS	505,090.00	
NET DEBT	\$28,658.00	

Average Assessed Valuations		
Real Property 1954-1955-1956..	\$2,072,527.00	
Per Cent of Net Debt	1.38	

CURRENT FINANCES DECEMBER 31, 1956	
Cash	\$89,666.92
Taxes receivable	24,222.06
Tax title liens	3,141.59
Foreclosed property	1,975.00
Other receivables	503.31
State road aid receivable	12,600.00
Emergencies and deferred charges ..	35,494.26
TOTAL ASSETS	\$167,603.14
Cash liabilities	\$72,093.37
Reserves for receivables	29,841.96
Surplus revenue	65,667.81
TOTAL LIABILITIES AND SURPLUS	\$167,603.14

CHESTERFIELD TOWNSHIP—BURLINGTON COUNTY

Population Census, 1950—2,020

Land Area 21.88 sq. mi.

Net Valuation Taxable \$1,136,345

EXPENDITURES AND REQUIRED PAYMENTS FOR 1956	
General Government	
Administrative and executive	\$6,745.53
Assessment and collection of taxes	2,235.19
Finance Department
Protection to Persons & Property	
Fire	1,520.00
Police	960.00
Other
Streets and Roads	
Repairs and maintenance	16,628.86
Street lighting	1,800.00
Sanitation	
Street cleaning
Garbage and ash removal
Sewers
Health and Charities	
Health service	542.25
Welfare—public assistance	1,209.95
Hospitals (aid and maintenance)
Other
Recreation	
Beaches and boardwalks
Parks and playgrounds
Other
Educational	
(Exclusive of school districts)
Unclassified Purposes	
(Including contingent)
SUB-TOTAL—Municipal functions..	\$31,641.78
Per Capita—Municipal functions	
Capital imp'ts and capital imp't fund	\$15.66
Debt Service
Principal payments
Interest payments
Total
Per Capita Debt Service	
Deferred Charges and Statutory Expenditures	
Emergencies
Other deferred chgs.	\$167.35
Total	167.35
TOTAL—Municipal expenditures ...	\$38,609.13
Required Payments for Local School, County and Special District Taxes	
.....	77,208.07
TOTAL EXPENDITURES AND REQUIRED PAYMENTS	\$115,817.20
Reserve for uncollected taxes	\$23,207.44
GRAND TOTAL—Budget	\$139,024.64
RECEIPTS AND REVENUES REALIZED IN 1956 TO MEET EXPENDITURES AND REQUIRED PAYMENTS	
Surplus revenue appropriated ..	\$20,000.00
Miscellaneous revenues realized. .	30,651.11
State aid revenues realized	9,600.00
Delinquent taxes including	
liens—1956 collections	6,932.41
Current taxes—1956 collections. .	71,515.90
Emergency borrowings
TOTAL RECEIPTS AND REVENUES REALIZED	\$138,699.42
CAPITAL OUTLAY—1956	
Beaches and boardwalks
Buildings and equipment
Parks and playgrounds
Sewers
Streets, roads and bridges
Water supply
Other

Tax rate	\$6.76
Local school tax rate	4.26
County tax rate	2.50
Local purpose tax rate
TAXES	
Local school tax ...	\$48,353.93
County taxes	28,324.14
Special district taxes	530.00
Local purpose levy	\$77,208.07
Total tax levy (tax duplicate) ..	\$77,208.07
Per Capita Total Tax Levy	\$38.22
Current	
1956 taxes levied (total)	\$78,189.68
Collected in 1956	71,515.90
Per cent of levy collected in 1956 ...	91.46
Transferred to liens	13.52
Cancelled, abated or adjusted ..	144.20
Outstanding December 31, 1956 ..	\$6,516.06
All Prior Years Outstanding	
Balance January 1, 1956	\$7,574.73
Collected in 1956	6,932.41
Balance December 31, 1956	\$616.00
Tax Title Liens Outstanding	
Balance January 1, 1956	\$174.88
Redeemed by cash
Balance December 31, 1956	\$188.40
Property Acquired by Deed or Foreclosure	
Balance January 1, 1956
Sale for cash
Balance December 31, 1956
CAPITAL DEBT, DECEMBER 31, 1956	
Gross Debt	
School debt
Self-liquidating debt.
Other capital debt
TOTAL GROSS DEBT
Per Capita Gross Debt
Deductions for	
School debt
Self-liquidating debt.
Other capital debt
TOTAL DEDUCTIONS
NET DEBT
Average Assessed Valuations	
Real Property 1954-1955-1956..	\$955,733.00
Per Cent of Net Debt
CURRENT FINANCES DECEMBER 31, 1956	
Cash	\$62,096.65
Taxes receivable	7,132.06
Tax title liens	188.40
Foreclosed property
Other receivables	156.60
State road aid receivable	19,524.68
Emergencies and deferred charges
TOTAL ASSETS	\$89,098.39
Cash liabilities	\$10,971.13
Reserves for receivables	7,477.06
Surplus revenue	70,650.20
TOTAL LIABILITIES AND SURPLUS	\$89,098.39

CINNAMINSON TOWNSHIP—BURLINGTON COUNTY

Population Census, 1950—3,144 Land Area 7.55 sq. mi. Net Valuation Taxable \$3,615,500

EXPENDITURES AND REQUIRED PAYMENTS FOR 1956	
General Government	
Administrative and executive	\$19,381.00
Assessment and collection of taxes	6,350.00
Finance Department	1,615.00
Protection to Persons & Property	
Fire	12,000.00
Police	33,650.00
Other
Streets and Roads	
Repairs and maintenance	24,244.44
Street lighting	7,075.00
Sanitation	
Street cleaning
Garbage and ash removal	4,200.00
Sewers
Health and Charities	
Health service	1,800.00
Welfare—public assistance	1,525.00
Hospitals (aid and maintenance)
Other
Recreation	
Beaches and boardwalks
Parks and playgrounds	300.00
Other	300.00
Educational	
(Exclusive of school districts) ..	150.00
Unclassified Purposes	
(Including contingent)	604.00
SUB-TOTAL—Municipal functions..	\$113,194.44

Per Capita—Municipal functions	\$36.00
Capital imp'ts and capital imp't fund	\$10,611.11
Debt Service	
Principal payments
Interest payments
Total
Per Capita Debt Service	
Deferred Charges and Statutory Expenditures	
Emergencies
Other deferred chgs.	\$3,585.00
Total	3,585.00
TOTAL—Municipal expenditures ..	\$127,390.55

Required Payments for Local School, County, and Special District Taxes	227,700.84
TOTAL EXPENDITURES AND REQUIRED PAYMENTS	\$355,091.39
Reserve for uncollected taxes	\$29,057.83
GRAND TOTAL—Budget	\$384,149.22

RECEIPTS AND REVENUES REALIZED IN 1956 TO MEET EXPENDITURES AND REQUIRED PAYMENTS	
Surplus revenue appropriated ..	\$30,000.00
Miscellaneous revenues realized ..	91,220.72
State aid revenues realized	8,697.37
Delinquent taxes including	
liens—1956 collections	30,375.31
Current taxes—1956 collections..	252,331.47
Emergency borrowings
TOTAL RECEIPTS AND REVENUES REALIZED	\$412,624.87

CAPITAL OUTLAY—1956	
Beaches and boardwalks
Buildings and equipment	\$4,984.04
Parks and playgrounds
Sewers
Streets, roads and bridges
Water supply
Other	282.38

Tax rate	\$7.36
Local school tax rate	4.49
County tax rate	1.81
Local purpose tax rate	1.06

TAXES	
Local school tax ...	\$162,268.19
County taxes	65,432.65
Special district taxes
Local purpose levy	\$227,700.84
	37,908.38
Total tax levy (tax duplicate) ..	\$265,609.22

Per Capita Total Tax Levy	\$84.48
--	----------------

Current	
1956 taxes levied (total)	\$271,698.97
Collected in 1956	252,331.47
Per cent of levy collected in 1956 ..	92.87
Transferred to liens	397.44
Cancelled, abated or adjusted	774.64
Outstanding December 31, 1956 ..	\$18,195.42

All Prior Years Outstanding	
Balance January 1, 1956	\$25,375.11
Collected in 1956	24,809.43
Balance December 31, 1956	\$70.68

Tax Title Liens Outstanding	
Balance January 1, 1956	\$6,974.85
Redeemed by cash	5,565.88
Balance December 31, 1956	\$1,511.12

Property Acquired by Deed or Foreclosure	
Balance January 1, 1956	\$4,690.00
Sale for cash	475.00
Balance December 31, 1956	\$5,915.00

CAPITAL DEBT, DECEMBER 31, 1956	
Gross Debt	
School debt	\$245,000.00
Self-liquidating debt
Other capital debt ..	32,300.00
TOTAL GROSS DEBT	\$277,300.00
Per Capita Gross Debt	\$88.20

Deductions for	
School debt	\$176,526.00
Self-liquidating debt
Other capital debt
TOTAL DEDUCTIONS	176,526.00
NET DEBT	\$100,774.00

Average Assessed Valuations	
Real Property 1954-1955-1956..	\$2,942,108.00
Per Cent of Net Debt	3.42

CURRENT FINANCES DECEMBER 31, 1956	
Cash	\$132,178.90
Taxes receivable	18,266.10
Tax title liens	1,511.12
Foreclosed property	5,915.00
Other receivables	741.30
State road aid receivable	4,500.00
Emergencies and deferred charges ..	900.00
TOTAL ASSETS	\$164,012.42

Cash liabilities	\$14,045.44
Reserves for receivables	26,433.52
Surplus revenue	123,533.46

TOTAL LIABILITIES AND SURPLUS	\$164,012.42
--	---------------------

CLARK TOWNSHIP—UNION COUNTY

Population Census, 1950—4,352

Land Area 4.68 sq. mi.

Net Valuation Taxable \$11,597,598

EXPENDITURES AND REQUIRED PAYMENTS FOR 1956

General Government	
Administrative and executive	\$32,169.43
Assessment and collection of taxes	17,550.57
Finance Department	3,750.00
Protection to Persons & Property	
Fire	36,200.00
Police	81,850.00
Other
Streets and Roads	
Repairs and maintenance	34,500.00
Street lighting	15,500.00
Sanitation	
Street cleaning
Garbage and ash removal
Sewers	21,120.00
Health and Charities	
Health service	4,530.00
Welfare—public assistance	1,125.00
Hospitals (aid and maintenance)
Other	2,700.00
Recreation	
Benches and boardwalks
Parks and playgrounds
Other
Educational	
(Exclusive of school districts)
Unclassified Purposes	
(Including contingent)	3,100.00
SUB-TOTAL—Municipal functions..	\$254,095.00

Per Capita—Municipal functions	\$58.39
Capital imp'ts and capital imp't fund	\$119,200.00
Debt Service	
Principal payments	\$3,000.00
Interest payments	360.00

Total	3,360.00
Per Capita Debt Service \$0.77	
Deferred Charges and Statutory Expenditures	
Emergencies
Other deferred chgs.	\$5,455.29
Total	5,455.29

TOTAL—Municipal expenditures	\$382,110.29
---	---------------------

Required Payments for Local School, County, and Special District Taxes	746,429.94
---	-------------------

TOTAL EXPENDITURES AND REQUIRED PAYMENTS	\$1,128,540.23
---	-----------------------

Reserve for uncollected taxes	\$78,563.83
GRAND TOTAL—Budget	\$1,207,104.06

RECEIPTS AND REVENUES REALIZED IN 1956 TO MEET EXPENDITURES AND REQUIRED PAYMENTS

Surplus revenue appropriated	\$116,398.29
Miscellaneous revenues realized	155,909.21
State aid revenues realized	9,748.00
Delinquent taxes including liens—1956 collections	18,886.00
Current taxes—1956 collections..	953,592.56
Emergency borrowings
TOTAL RECEIPTS AND REVENUES REALIZED	\$1,254,534.06

CAPITAL OUTLAY—1956

Beaches and boardwalks
Buildings and equipment	\$115.71
Parks and playgrounds
Sewers	15,763.90
Streets, roads and bridges	42,893.35
Water supply
Other

Tax rate	\$8.25
Local school tax rate	5.10
County tax rate	1.34
Local purpose tax rate	1.81

TAXES

Local school tax	\$590,968.47	
County taxes	155,461.47	
Special district taxes	
Local purpose levy	\$746,429.94
		210,109.13
Total tax levy (tax duplicate) ..		\$956,539.07

Per Capita Total Tax Levy	\$219.79
--	-----------------

Current

1956 taxes levied (total)	\$970,006.75
Collected in 1956	953,592.56
Per cent of levy collected in 1956	98.30
Transferred to liens	9,200.00
Cancelled, abated or adjusted	143.45
Outstanding December 31, 1956 ..	\$7,070.74

All Prior Years Outstanding

Balance January 1, 1956	\$8,593.77
Collected in 1956	6,176.92
Balance December 31, 1956	\$2,311.10

Tax Title Liens Outstanding

Balance January 1, 1956	\$154,924.43
Redeemed by cash	12,709.08
Balance December 31, 1956	\$151,415.35

Property Acquired by Deed or Foreclosure

Balance January 1, 1956	\$12,185.00
Sale for cash	9,425.00
Balance December 31, 1956	\$11,060.00

CAPITAL DEBT, DECEMBER 31, 1956

Gross Debt

School debt	\$1,911,285.00
Self-liquidating debt.
Other capital debt	18,669.00

TOTAL GROSS DEBT	\$1,929,954.00
-----------------------------------	-----------------------

Per Capita Gross Debt	\$443.46
--	-----------------

Deductions for

School debt	\$1,112,880.00
Self-liquidating debt.
Other capital debt

TOTAL DEDUCTIONS	1,112,880.00
-----------------------------------	---------------------

NET DEBT	\$817,074.00
---------------------------	---------------------

Average Assessed Valuations

Real Property 1954-1955-1956..	\$9,426,576.00
Per Cent of Net Debt	8.66

CURRENT FINANCES DECEMBER 31, 1956

Cash	\$453,757.12
Taxes receivable	9,381.84
Tax title liens	151,415.35
Foreclosed property	11,060.00
Other receivables	1,303.51
State road aid receivable	27,200.00
Emergencies and deferred charges
TOTAL ASSETS	\$654,117.82

Cash liabilities	\$43,987.23
Reserves for receivables	173,160.70
Surplus revenue	436,969.89
TOTAL LIABILITIES AND SURPLUS	\$654,117.82

CLAYTON BOROUGH—GLOUCESTER COUNTY

Population Census, 1950—3,023 Land Area 8.02 sq. mi. Net Valuation Taxable \$2,481,901

EXPENDITURES AND REQUIRED PAYMENTS FOR 1956	
General Government	
Administrative and executive	\$15,061.63
Assessment and collection of taxes	8,147.54
Finance Department
Protection to Persons & Property	
Fire	5,000.00
Police	16,836.35
Other
Streets and Roads	
Repairs and maintenance	18,502.83
Street lighting	10,000.00
Sanitation	
Street cleaning
Garbage and ash removal	1,100.00
Sewers
Health and Charities	
Health service	1,945.00
Welfare—public assistance	250.00
Hospitals (aid and maintenance)
Other
Recreation	
Beaches and boardwalks
Parks and playgrounds
Other
Educational	
(Exclusive of school districts) ..	450.00
Unclassified Purposes	
(Including contingent)	350.00
SUB-TOTAL—Municipal functions..	\$77,643.35
Per Capita—Municipal functions \$25.68	
Capital imp'ts and capital imp't fund	\$15,055.56
Debt Service	
Principal payments ..	\$4,000.00
Interest payments ..	1,120.00
Total	5,120.00
Per Capita Debt Service	
Deferred Charges and Statutory Expenditures	\$1.69
Emergencies
Other deferred chgs. ..	\$1,119.33
Total	1,119.33
TOTAL—Municipal expenditures ...	\$98,938.24
Required Payments for Local School, County, and Special District Taxes	
.....	160,898.24
TOTAL EXPENDITURES AND REQUIRED PAYMENTS	\$259,836.48
Reserve for uncollected taxes	\$27,455.76
GRAND TOTAL—Budget	\$287,292.24
RECEIPTS AND REVENUES REALIZED IN 1956 TO MEET EXPENDITURES AND REQUIRED PAYMENTS	
Surplus revenue appropriated ..	\$27,981.00
Miscellaneous revenues realized.	43,499.49
State aid revenues realized	10,028.10
Delinquent taxes including	
Liens—1956 collections	21,644.67
Current taxes—1956 collections..	183,606.21
Emergency borrowings
TOTAL RECEIPTS AND REVENUES REALIZED	\$286,759.47

CAPITAL OUTLAY—1956

Beaches and boardwalks
Buildings and equipment
Parks and playgrounds
Sewers
Streets, roads and bridges
Water supply	\$67,636.75
Other

Tax rate	\$8.10
Local school tax rate	5.38
County tax rate	1.09
Local purpose tax rate	1.63

TAXES

Local school tax ...	\$133,730.44	
County taxes	27,167.80	
Special district taxes	
Local purpose levy	\$160,898.24
		40,798.00
Total tax levy (tax duplicate) ..		\$201,696.24

Per Capita Total Tax Levy **\$66.72**

Current	
1956 taxes levied (total)	\$202,187.18
Collected in 1956	183,606.21
Per cent of levy collected in 1956 ...	90.81
Transferred to liens
Cancelled, abated or adjusted	1,012.50
Outstanding December 31, 1956 ..	\$17,568.47

All Prior Years Outstanding	
Balance January 1, 1956	\$23,267.24
Collected in 1956	20,625.80
Balance December 31, 1956	\$1,880.95

Tax Title Liens Outstanding	
Balance January 1, 1956	\$20,396.34
Redeemed by cash	1,018.87
Balance December 31, 1956	\$16,751.87

Property Acquired by Deed or Foreclosure	
Balance January 1, 1956	\$970.90
Sale for cash	8,194.00
Balance December 31, 1956	\$1,285.90

CAPITAL DEBT, DECEMBER 31, 1956

Gross Debt	
School debt	\$362,000.00
Self-liquidating debt. ..	157,600.00
Other capital debt ..	24,000.00
TOTAL GROSS DEBT	\$543,600.00
Per Capita Gross Debt	\$179.82

Deductions for	
School debt	\$180,862.00
Self-liquidating debt. ..	157,600.00
Other capital debt
TOTAL DEDUCTIONS	338,462.00
NET DEBT	\$205,138.00

Average Assessed Valuations	
Real Property 1954-1955-1956..	\$2,260,781.00
Per Cent of Net Debt	9.07

CURRENT FINANCES DECEMBER 31, 1956

Cash	\$68,089.13
Taxes receivable	19,449.42
Tax title liens	16,751.87
Foreclosed property	1,285.90
Other receivables	36.50
State road aid receivable	16,074.91
Emergencies and deferred charges
TOTAL ASSETS	\$121,687.73
Cash liabilities	\$34,911.12
Reserves for receivables	37,523.69
Surplus revenue	49,252.92
TOTAL LIABILITIES AND SURPLUS	\$121,687.73

CLEMENTON BOROUGH—CAMDEN COUNTY

Population Census, 1950—3,191

Land Area 2.01 sq. mi.

Net Valuation Taxable \$2,157,543

EXPENDITURES AND REQUIRED PAYMENTS FOR 1956

General Government		
Administrative and executive	\$12,537.33	
Assessment and collection of taxes	6,097.97	
Finance Department	1,475.00	
Protection to Persons & Property		
Fire	3,613.52	
Police	19,437.17	
Other	
Streets and Roads		
Repairs and maintenance	8,907.28	
Street lighting	7,800.00	
Sanitation		
Street cleaning	
Garbage and ash removal	10,511.61	
Sewers	
Health and Charities		
Health service	980.47	
Welfare—public assistance	200.00	
Hospitals (aid and maintenance)	
Other	
Recreation		
Beaches and boardwalks	
Parks and playgrounds	122.00	
Other	
Educational		
(Exclusive of school districts) ..	100.00	
Unclassified Purposes		
(Including contingent)	250.00	
SUB-TOTAL—Municipal functions..	\$72,032.35	

Per Capita—Municipal functions		\$22.57
Capital imp'ts and capital imp't fund	\$7,901.65	
Debt Service		
Principal payments ..	\$4,000.00	
Interest payments ..	2,430.00	
Total	6,430.00	
Per Capita Debt Service		\$2.02
Deferred Charges and Statutory Expenditures		
Emergencies	
Other deferred chgs.	\$3,302.48	
Total	3,302.48	

TOTAL—Municipal expenditures ..	\$89,666.48
--	--------------------

Required Payments for Local School, County, and Special District Taxes	201,337.01
---	-------------------

TOTAL EXPENDITURES AND REQUIRED PAYMENTS	\$291,003.49
---	---------------------

Reserve for uncollected taxes	\$40,419.00
GRAND TOTAL—Budget	\$331,422.49

RECEIPTS AND REVENUES REALIZED IN 1956 TO MEET EXPENDITURES AND REQUIRED PAYMENTS

Surplus revenue appropriated ..	\$35,000.00
Miscellaneous revenues realized ..	39,575.07
State aid revenues realized	9,401.00
Delinquent taxes including	
Liens—1956 collections	17,177.28
Current taxes—1956 collections ..	208,016.72
Emergency borrowings

TOTAL RECEIPTS AND REVENUES REALIZED	\$309,170.07
---	---------------------

CAPITAL OUTLAY—1956

Beaches and boardwalks
Buildings and equipment
Parks and playgrounds
Sewers
Streets, roads and bridges
Water supply	\$10,503.12
Other

Tax rate	\$11.02
Local school tax rate	6.69
County tax rate	2.64
Local purpose tax rate	1.69

TAXES

Local school tax ...	\$144,423.91	
County taxes	56,913.10	
Special district taxes	
Local purpose levy	37,324.84	
Total tax levy (tax duplicate) ..	\$238,661.85	
Per Capita Total Tax Levy		\$74.79

Current		
1956 taxes levied (total)	\$239,678.45	
Collected in 1956	208,016.72	
Per cent of levy collected in 1956 ..	86.78	
Transferred to liens	
Cancelled, abated or adjusted	
Outstanding December 31, 1956 ..	\$31,661.73	

All Prior Years Outstanding		
Balance January 1, 1956	\$52,889.40	
Collected in 1956	17,177.28	
Balance December 31, 1956	\$35,712.12	

Tax Title Liens Outstanding		
Balance January 1, 1956	\$42,843.34	
Redeemed by cash	959.54	
Balance December 31, 1956	\$41,883.80	

Property Acquired by Deed or Foreclosure		
Balance January 1, 1956	\$16,059.50	
Sale for cash	2,626.50	
Balance December 31, 1956	\$13,433.00	

CAPITAL DEBT, DECEMBER 31, 1956

Gross Debt		
School debt	\$514,076.00	
Self-liquidating debt ..	123,000.00	
Other capital debt ..	56,699.00	
TOTAL GROSS DEBT	\$693,775.00	
Per Capita Gross Debt		\$217.42

Deductions for		
School debt	\$514,076.00	
Self-liquidating debt ..	123,000.00	
Other capital debt	
TOTAL DEDUCTIONS	637,076.00	
NET DEBT	\$56,699.00	

Average Assessed Valuations		
Real Property 1954-1955-1956 ..	\$2,084,004.00	
Per Cent of Net Debt	2.72	

CURRENT FINANCES DECEMBER 31, 1956

Cash	\$81,535.57
Taxes receivable	67,373.85
Tax title liens	41,883.80
Foreclosed property	13,433.00
Other receivables	3,720.72
State road aid receivable	10,260.55
Emergencies and deferred charges ..	1,965.68
TOTAL ASSETS	\$220,173.17

Cash liabilities	\$63,977.34
Reserves for receivables	126,411.37
Surplus revenue	29,784.46
TOTAL LIABILITIES AND SURPLUS	\$220,173.17

CLIFFSIDE PARK BOROUGH—BERGEN COUNTY

Population Census, 1950—17,116 Land Area 1.0 sq. mi. Net Valuation Taxable \$15,716,925

EXPENDITURES AND REQUIRED PAYMENTS FOR 1956

General Government	
Administrative and executive	\$65,176.00
Assessment and collection of taxes	21,500.00
Finance Department	3,500.00
Protection to Persons & Property	
Fire	112,972.50
Police	150,950.00
Other
Streets and Roads	
Repairs and maintenance	64,765.00
Street lighting	15,800.00
Sanitation	
Street cleaning
Garbage and ash removal	62,501.00
Sewers	33,369.06
Health and Charities	
Health service	25,175.00
Welfare—public assistance	14,775.00
Hospitals (aid and maintenance)
Other
Recreation	
Benches and boardwalks
Parks and playgrounds	12,855.00
Other
Educational	
(Exclusive of school districts) ..	13,500.00
Unclassified Purposes	
(Including contingent)	3,840.00
SUB-TOTAL—Municipal functions..	\$600,678.56

Per Capita—Municipal functions	
Capital imp'ts and capital imp't fund	\$35.09
Debt Service	\$52,000.00
Principal payments ..	\$47,000.00
Interest payments ..	3,419.00
Total	50,419.00

Per Capita Debt Service	
Deferred Charges and Statutory Expenditures	\$2.95
Emergencies
Other deferred chgs. ..	\$46,231.00
Total	46,231.00

TOTAL—Municipal expenditures ... \$749,328.56

Required Payments for Local School, County, and Special District Taxes 771,852.91

TOTAL EXPENDITURES AND REQUIRED PAYMENTS **\$1,521,181.47**

Reserve for uncollected taxes

GRAND TOTAL—Budget **\$1,697,701.57**

RECEIPTS AND REVENUES REALIZED IN 1956 TO MEET EXPENDITURES AND REQUIRED PAYMENTS

Surplus revenue appropriated ..	\$185,000.00
Miscellaneous revenues realized.	163,940.73
State aid revenues realized	8,986.00
Delinquent taxes including	
liens—1956 collections	54,923.13
Current taxes—1956 collections..	1,304,466.56
Emergency borrowings

TOTAL RECEIPTS AND REVENUES REALIZED **\$1,717,316.42**

CAPITAL OUTLAY—1956

Beaches and boardwalks
Buildings and equipment	\$15,068.35
Parks and playgrounds
Sewers
Streets, roads and bridges	833.55
Water supply
Other

Tax rate	\$8.54
Local school tax rate	3.93
County tax rate	0.98
Local purpose tax rate	3.63

TAXES

Local school tax ...	\$617,505.71	
County taxes	154,347.20	
Special district taxes	
Local purpose levy	\$771,852.91
Total tax levy (tax duplicate)	<u>572,840.49</u>
		<u>\$1,344,693.40</u>

Per Capita Total Tax Levy **\$78.56**

Current

1956 taxes levied (total)	\$1,352,266.88
Collected in 1956	1,304,466.56
Per cent of levy collected in 1956 ...	96.46
Transferred to liens	785.68
Cancelled, abated or adjusted	3,185.42
Outstanding December 31, 1956 ..	<u>\$43,829.22</u>

All Prior Years Outstanding

Balance January 1, 1956	\$57,432.57
Collected in 1956	54,923.13
Balance December 31, 1956	<u>\$624.14</u>

Tax Title Liens Outstanding

Balance January 1, 1956	\$20,484.50
Redeemed by cash
Balance December 31, 1956	<u>\$1,624.46</u>

Property Acquired by Deed or Foreclosure

Balance January 1, 1956	\$56,295.00
Sale for cash	19,165.00
Balance December 31, 1956	<u>\$59,870.00</u>

CAPITAL DEBT, DECEMBER 31, 1956

Gross Debt

School debt	\$190,000.00
Self-liquidating debt.
Other capital debt ..	118,000.00

TOTAL GROSS DEBT **\$308,000.00**

Per Capita Gross Debt **\$17.99**

Deductions for

School debt	\$190,000.00
Self-liquidating debt.
Other capital debt

TOTAL DEDUCTIONS **190,000.00**

NET DEBT **\$118,000.00**

Average Assessed Valuations

Real Property 1954-1955-1956.. \$14,404,333.00

Per Cent of Net Debt 0.81

CURRENT FINANCES DECEMBER 31, 1956

Cash	\$478,227.05
Taxes receivable	44,453.36
Tax title liens	1,624.46
Foreclosed property	59,870.00
Other receivables	533.39
State road aid receivable
Emergencies and deferred charges ..	3,722.50
TOTAL ASSETS	\$588,430.76

Cash liabilities	\$54,326.73
Reserves for receivables	106,481.21
Surplus revenue	427,622.82
TOTAL LIABILITIES AND SURPLUS	\$588,430.76

CLIFTON CITY—PASSAIC COUNTY

Population Census, 1950—64,511

Land Area 11.2 sq. mi.

Net Valuation Taxable \$141,428,305

EXPENDITURES AND REQUIRED PAYMENTS FOR 1956

General Government	
Administrative and executive	\$247,468.52
Assessment and collection of taxes ..	91,838.53
Finance Department	48,995.46
Protection to Persons & Property	
Fire	566,741.97
Police	582,906.90
Other	44,800.00
Streets and Roads	
Repairs and maintenance	305,604.44
Street lighting	75,000.00
Sanitation	
Street cleaning	33,900.00
Garbage and ash removal	175,400.00
Sewers	279,398.28
Health and Charities	
Health service	62,200.00
Welfare—public assistance	10,175.00
Hospitals (aid and maintenance)
Other	10,444.00
Recreation	
Beaches and boardwalks
Parks and playgrounds	36,100.00
Other	99,972.75
Educational	
(Exclusive of school districts) ..	68,396.74
Unclassified Purposes	
(Including contingent)	22,048.00
SUB-TOTAL—Municipal functions..	\$2,761,390.59

Per Capita—Municipal functions		\$42.82
Capital imp'ts and capital imp't fund	\$60,000.00	
Debt Service		
Principal payments .	\$562,000.00	
Interest payments ..	201,321.50	
Total	*763,321.50	
Per Capita Debt Service		\$11.83
Deferred Charges and Statutory Expenditures		
Emergencies	\$33,000.00	
Other deferred chgs.	258,043.52	
Total	291,043.52	

TOTAL—Municipal expenditures ... **\$3,875,755.61**

Required Payments for Local School, County, and Special District Taxes 4,411,881.82

TOTAL EXPENDITURES AND REQUIRED PAYMENTS **\$8,287,637.43**

Reserve for uncollected taxes

GRAND TOTAL—Budget **\$8,846,696.65**

RECEIPTS AND REVENUES REALIZED IN 1956 TO MEET EXPENDITURES AND REQUIRED PAYMENTS

Surplus revenue appropriated ..	\$1,116,000.00
Miscellaneous revenues realized ..	1,072,501.48
State aid revenues realized	109,058.25
Delinquent taxes including	
liens—1956 collections	172,667.79
current taxes—1956 collections..	6,751,514.79
Emergency borrowings

TOTAL RECEIPTS AND REVENUES REALIZED **\$9,221,742.31**

CAPITAL OUTLAY—1956

Beaches and boardwalks
Buildings and equipment	\$391,986.83
Parks and playgrounds	7,721.78
Sewers	21,648.95
Streets, roads and bridges	151,329.09
Water supply	42,562.19
Other	572,081.99

* Includes \$318,933.50 Chapter VI School Debt Service.

Tax rate	\$4.89
Local school tax rate	2.27
County tax rate	1.08
Local purpose tax rate	1.54

TAXES

Local school tax ...	\$3,208,010.35
County taxes	1,522,804.97
Special district taxes
Local purpose levy	\$4,730,815.32
	2,197,200.69
Total tax levy (tax duplicate) ..	\$6,928,016.01

Per Capita Total Tax Levy **\$107.39**

Current

1956 taxes levied (total)	\$7,095,399.40
Collected in 1956	6,751,514.79
Per cent of levy collected in 1956 ...	95.15
Transferred to liens	2,293.33
Cancelled, abated or adjusted	152,979.37
Outstanding December 31, 1956 ..	\$188,611.91

All Prior Years Outstanding

Balance January 1, 1956	\$191,076.08
Collected in 1956	165,919.66
Balance December 31, 1956	\$19,546.31

Tax Title Liens Outstanding

Balance January 1, 1956	\$14,090.36
Redeemed by cash	6,748.13
Balance December 31, 1956	\$13,682.02

Property Acquired by Deed or Foreclosure

Balance January 1, 1956	\$148,225.00
Sale for cash	17,252.00
Balance December 31, 1956	\$145,025.00

CAPITAL DEBT, DECEMBER 31, 1956

Gross Debt

School debt	\$6,107,621.00
Self-liquidating debt.	4,090,355.00
Other capital debt ..	6,112,920.00

TOTAL GROSS DEBT **\$16,310,896.00**

Per Capita Gross Debt **\$252.84**

Deductions for

School debt	\$6,107,621.00
Self-liquidating debt.	4,090,355.00
Other capital debt ..	92,502.00

TOTAL DEDUCTIONS **10,290,478.00**

NET DEBT **\$6,020,418.00**

Average Assessed Valuations

Real Property 1954-1955-1956.. \$108,878,183.00

Per Cent of Net Debt

CURRENT FINANCES DECEMBER 31, 1956

Cash	\$2,131,565.29
Taxes receivable	208,158.22
Tax title liens	13,682.02
Foreclosed property	145,025.00
Other receivables	16,113.84
State road aid receivable
Emergencies and deferred charges
TOTAL ASSETS	\$2,514,544.37
Cash liabilities	\$661,325.86
Reserves for receivables	382,979.08
Surplus revenue	1,470,239.43
TOTAL LIABILITIES AND SURPLUS	\$2,514,544.37

CLINTON TOWN—HUNTERDON COUNTY

Population Census, 1950—1,118 Land Area 1.20 sq. mi. Net Valuation Taxable \$1,408,108

EXPENDITURES AND REQUIRED PAYMENTS FOR 1956	
General Government	
Administrative and executive	\$13,164.00
Assessment and collection of taxes	1,500.00
Finance Department	256.00
Protection to Persons & Property	
Fire	3,500.00
Police	6,800.00
Other	3,000.00
Streets and Roads	
Repairs and maintenance	6,800.00
Street lighting	3,000.00
Sanitation	
Street cleaning	3,500.00
Garbage and ash removal	3,500.00
Sewers	3,000.00
Health and Charities	
Health service	1,012.00
Welfare—public assistance	78.00
Hospitals (aid and maintenance)	3,000.00
Other	3,000.00
Recreation	
Beaches and boardwalks	3,000.00
Parks and playgrounds	3,000.00
Other	3,000.00
Educational	
(Exclusive of school districts)	3,000.00
Unclassified Purposes	
(Including contingent)	3,000.00
SUB-TOTAL—Municipal functions..	\$39,610.00
Per Capita—Municipal functions	
Capital imp'ts and capital imp't fund	\$35.43
Debt Service	
Principal payments	\$3,200.00
Interest payments	3,200.00
Per Capita Debt Service	\$2.86
Deferred Charges and Statutory Expenditures	
Emergencies	350.00
Other deferred chgs.	\$350.00
Total	350.00
TOTAL—Municipal expenditures	\$45,380.00
Required Payments for Local School, County, and Special District Taxes	
	81,960.28
TOTAL EXPENDITURES AND REQUIRED PAYMENTS	\$127,340.28
Reserve for uncollected taxes	\$14,107.33
GRAND TOTAL—Budget	\$141,447.61
RECEIPTS AND REVENUES REALIZED IN 1956 TO MEET EXPENDITURES AND REQUIRED PAYMENTS	
Surplus revenue appropriated	\$8,126.33
Miscellaneous revenues realized	10,585.73
State aid revenues realized	996.00
Delinquent taxes including	
liens—1956 collections	9,193.24
Current taxes—1956 collections..	103,300.15
Emergency borrowings	350.00
TOTAL RECEIPTS AND REVENUES REALIZED	\$132,201.45
CAPITAL OUTLAY—1956	
Beaches and boardwalks	3,000.00
Buildings and equipment	3,000.00
Parks and playgrounds	3,000.00
Sewers	3,000.00
Streets, roads and bridges	3,000.00
Water supply	3,000.00
Other	\$294.69

Tax rate	\$8.08
Local school tax rate	4.89
County tax rate	0.93
Local purpose tax rate	2.26
TAXES	
Local school tax	\$68,864.53
County taxes	13,095.75
Special district taxes	3,000.00
Local purpose levy	34,000.00
Total tax levy (tax duplicate)	\$115,960.28
Per Capita Total Tax Levy	
	\$103.72
Current	
1956 taxes levied (total)	\$115,960.28
Collected in 1956	103,300.15
Per cent of levy collected in 1956	89.08
Transferred to liens	3,000.00
Cancelled, abated or adjusted	3,000.00
Outstanding December 31, 1956	\$12,660.13
All Prior Years Outstanding	
Balance January 1, 1956	\$11,099.76
Collected in 1956	9,193.24
Balance December 31, 1956	\$1,843.50
Tax Title Liens Outstanding	
Balance January 1, 1956	\$15.74
Redeemed by cash	3,000.00
Balance December 31, 1956	\$15.74
Property Acquired by Deed or Foreclosure	
Balance January 1, 1956	3,000.00
Sale for cash	3,000.00
Balance December 31, 1956	3,000.00
CAPITAL DEBT, DECEMBER 31, 1956	
Gross Debt	
School debt	\$214,038.00
Self-liquidating debt.	166,000.00
Other capital debt	350.00
TOTAL GROSS DEBT	\$380,038.00
Per Capita Gross Debt	
	\$339.93
Deductions for	
School debt	\$214,038.00
Self-liquidating debt.	166,000.00
Other capital debt	350.00
TOTAL DEDUCTIONS	380,038.00
NET DEBT	0.00
Average Assessed Valuations	
Real Property 1954-1955-1956..	\$1,145,657.00
Per Cent of Net Debt	0.00
CURRENT FINANCES DECEMBER 31, 1956	
Cash	\$27,605.70
Taxes receivable	15,271.57
Tax title liens	15.74
Foreclosed property	3,000.00
Other receivables	10,551.57
State road aid receivable	7,000.00
Emergencies and deferred charges	350.00
TOTAL ASSETS	\$60,444.58
Cash liabilities	\$17,346.87
Reserves for receivables	25,838.88
Surplus revenue	17,258.83
TOTAL LIABILITIES AND SURPLUS	\$60,444.58

CLINTON TOWNSHIP—HUNTERDON COUNTY

Population Census, 1950—2,926

Land Area 33.9 sq. mi.

Net Valuation Taxable \$2,635,609

EXPENDITURES AND REQUIRED PAYMENTS FOR 1956	
General Government	
Administrative and executive	\$9,793.00
Assessment and collection of taxes	2,500.00
Finance Department	420.00
Protection to Persons & Property	
Fire	3,000.00
Police	2,600.00
Other
Streets and Roads	
Repairs and maintenance	25,456.67
Street lighting	110.00
Sanitation	
Street cleaning
Garbage and ash removal
Sewers
Health and Charities	
Health service	475.00
Welfare—public assistance	1,235.00
Hospitals (aid and maintenance) ..	100.00
Other
Recreation	
Beaches and boardwalks
Parks and playgrounds
Other
Educational	
(Exclusive of school districts)
Unclassified Purposes	
(Including contingent)	200.00
SUB-TOTAL—Municipal functions..	\$45,889.67

Per Capita—Municipal functions	\$15.68
Capital imp'ts and capital imp't fund	\$6,000.00
Debt Service	
Principal payments
Interest payments	\$50.00
Total	50.00

Per Capita Debt Service	\$0.02
Deferred Charges and Statutory Expenditures	
Emergencies	\$600.00
Other deferred chgs.	600.00
Total	1,200.00
TOTAL—Municipal expenditures ...	\$53,139.67

Required Payments for Local School, County, and Special District Taxes	171,077.51
---	-------------------

TOTAL EXPENDITURES AND REQUIRED PAYMENTS	\$224,217.18
---	---------------------

Reserve for uncollected taxes	\$22,355.27
GRAND TOTAL—Budget	\$246,572.45

RECEIPTS AND REVENUES REALIZED IN 1956 TO MEET EXPENDITURES AND REQUIRED PAYMENTS	
Surplus revenue appropriated ..	\$25,500.00
Miscellaneous revenues realized.	36,226.18
State aid revenues realized	12,201.00
Delinquent taxes including	
Liens—1956 collections	19,355.73
Current taxes—1956 collections..	167,381.46
Emergency borrowings
TOTAL RECEIPTS AND REVENUES REALIZED	\$260,664.37

CAPITAL OUTLAY—1956	
Beaches and boardwalks
Buildings and equipment
Parks and playgrounds
Sewers
Streets, roads and bridges	\$7,437.91
Water supply
Other

Tax rate	\$6.72
Local school tax rate	5.09
County tax rate	1.31
Local purpose tax rate	0.31

TAXES	
Local school tax ...	\$134,172.30
County taxes	34,581.34
Special district taxes	2,323.87
Local purpose levy	\$171,077.51
Total tax levy (tax duplicate) ..	\$179,371.45

Per Capita Total Tax Levy	\$61.30
Current	
1956 taxes levied (total)	\$182,124.96
Collected in 1956	167,381.46
Per cent of levy collected in 1956 ...	91.90
Transferred to liens
Cancelled, abated or adjusted ..	144.90
Outstanding December 31, 1956 ..	\$14,598.60

All Prior Years Outstanding	
Balance January 1, 1956	\$20,502.92
Collected in 1956	19,320.55
Balance December 31, 1956	\$967.34

Tax Title Liens Outstanding	
Balance January 1, 1956	\$35.18
Redeemed by cash	35.18
Balance December 31, 1956

Property Acquired by Deed or Foreclosure	
Balance January 1, 1956
Sale for cash
Balance December 31, 1956

CAPITAL DEBT, DECEMBER 31, 1956	
Gross Debt	
School debt	\$774,143.00
Self-liquidating debt.
Other capital debt ..	18,000.00
TOTAL GROSS DEBT	\$792,143.00
Per Capita Gross Debt	\$270.73

Deductions for	
School debt	\$560,318.00
Self-liquidating debt.
Other capital debt ..	13,000.00
TOTAL DEDUCTIONS	573,318.00
NET DEBT	\$218,825.00

Average Assessed Valuations	
Real Property 1954-1955-1956..	\$2,269,580.00
Per Cent of Net Debt	9.64

CURRENT FINANCES DECEMBER 31, 1956	
Cash	\$170,677.08
Taxes receivable	15,565.94
Tax title liens
Foreclosed property
Other receivables	528.17
State road aid receivable
Emergencies and deferred charges ..	185.31
TOTAL ASSETS	\$186,956.50

Cash liabilities	\$76,697.39
Reserves for receivables	16,094.11
Surplus revenue	94,165.00
TOTAL LIABILITIES AND SURPLUS	\$186,956.50

CLUSTER BOROUGH—BERGEN COUNTY

Population Census, 1950—3,376 Land Area 3.17 sq. mi. Net Valuation Taxable \$6,621,382

EXPENDITURES AND REQUIRED PAYMENTS FOR 1956	
General Government	
Administrative and executive	\$41,840.00
Assessment and collection of taxes	14,900.00
Finance Department	3,500.00
Protection to Persons & Property	
Fire	23,300.00
Police	73,250.00
Other
Streets and Roads	
Repairs and maintenance	41,125.00
Street lighting	12,500.00
Sanitation	
Street cleaning
Garbage and ash removal	31,290.00
Sewers
Health and Charities	
Health service	9,250.00
Welfare—public assistance	1,250.00
Hospitals (aid and maintenance)	1,500.00
Other
Recreation	
Beaches and boardwalks
Parks and playgrounds	5,900.00
Other	3,800.00
Educational	
(Exclusive of school districts) ..	9,500.00
Unclassified Purposes	
(Including contingent)	750.00
SUB-TOTAL—Municipal functions..	\$273,655.00
Per Capita—Municipal functions	\$81.06
Capital imp'ts and capital imp't fund	\$62,800.00
Debt Service	
Principal payments
Interest payments ..	\$550.00
Total	550.00
Per Capita Debt Service	\$0.16
Deferred Charges and Statutory Expenditures	
Emergencies	\$2,000.00
Other deferred chgs.	10,268.21
Total	12,268.21
TOTAL—Municipal expenditures ...	\$349,273.21
Required Payments for Local School, County, and Special District Taxes	
.....	539,898.48
TOTAL EXPENDITURES AND REQUIRED PAYMENTS	\$889,171.69
Reserve for uncollected taxes	\$37,522.10
GRAND TOTAL—Budget	\$926,693.79
RECEIPTS AND REVENUES REALIZED IN 1956 TO MEET EXPENDITURES AND REQUIRED PAYMENTS	
Surplus revenue appropriated ..	\$100,000.00
Miscellaneous revenues realized ..	118,895.17
State aid revenues realized	17,930.00
Delinquent taxes including	
liens—1956 collections	11,967.01
Current taxes—1956 collections..	749,182.03
Emergency borrowings
TOTAL RECEIPTS AND REVENUES REALIZED	\$997,974.21
CAPITAL OUTLAY—1956	
Beaches and boardwalks
Buildings and equipment	\$14,452.62
Parks and playgrounds
Sewers
Streets, roads and bridges	37,753.18
Water supply
Other	33,157.65

Tax rate	\$11.09
Local school tax rate	6.92
County tax rate	1.23
Local purpose tax rate	2.94
TAXES	
Local school tax ...	\$458,265.56
County taxes	81,632.92
Special district taxes
Local purpose levy	\$539,898.48
.....	196,615.31
Total tax levy (tax duplicate) ..	\$736,513.79
Per Capita Total Tax Levy	\$218.16
Current	
1956 taxes levied (total)	\$766,985.84
Collected in 1956	749,182.03
Per cent of levy collected in 1956 ...	97.67
Transferred to liens	518.44
Cancelled, abated or adjusted	2,915.67
Outstanding December 31, 1956 ..	\$14,369.70
All Prior Years Outstanding	
Balance January 1, 1956	\$12,927.02
Collected in 1956	11,454.70
Balance December 31, 1956	\$1,472.32
Tax Title Liens Outstanding	
Balance January 1, 1956	\$4,451.86
Redeemed by cash	512.31
Balance December 31, 1956	\$4,457.99
Property Acquired by Deed or Foreclosure	
Balance January 1, 1956	\$129,866.25
Sale for cash	27,555.00
Balance December 31, 1956	\$125,341.25

CAPITAL DEBT, DECEMBER 31, 1956	
Gross Debt	
School debt	\$1,007,018.00
Self-liquidating debt.
Other capital debt ..	80,161.00
TOTAL GROSS DEBT	\$1,087,179.00
Per Capita Gross Debt	\$322.03
Deductions for	
School debt	\$946,038.00
Self-liquidating debt.
Other capital debt
TOTAL DEDUCTIONS	946,038.00
NET DEBT	\$141,141.00
Average Assessed Valuations	
Real Property 1954-1955-1956..	\$5,991,994.00
Per Cent of Net Debt	2.35

CURRENT FINANCES DECEMBER 31, 1956	
Cash	\$343,927.98
Taxes receivable	15,842.02
Tax title liens	4,457.99
Foreclosed property	125,341.25
Other receivables	517.46
State road aid receivable	14,000.00
Emergencies and deferred charges
TOTAL ASSETS	\$504,086.70
Cash liabilities	\$139,906.13
Reserves for receivables	146,158.72
Surplus revenue	218,021.85
TOTAL LIABILITIES AND SURPLUS	\$504,086.70

COLLINGSWOOD BOROUGH—CAMDEN COUNTY

Population Census, 1950—15,800

Land Area 1.99 sq. mi.

Net Valuation Taxable \$17,207,912

EXPENDITURES AND REQUIRED PAYMENTS FOR 1956

General Government	
Administrative and executive	\$44,409.80
Assessment and collection of taxes	15,245.20
Finance Department	1,800.00
Protection to Persons & Property	
Fire	45,076.00
Police	117,289.00
Other
Streets and Roads	
Repairs and maintenance	109,466.77
Street lighting	26,350.00
Sanitation	
Street cleaning
Garbage and ash removal	14,643.23
Sewers
Health and Charities	
Health service	4,200.00
Welfare—public assistance	2,150.00
Hospitals (aid and maintenance)
Other
Recreation	
Beaches and boardwalks
Parks and playgrounds	2,700.00
Other
Educational	
(Exclusive of school districts) ..	16,245.00
Unclassified Purposes	
(Including contingent)	3,075.00
SUB-TOTAL—Municipal functions..	\$402,650.00

Per Capita—Municipal functions	\$25.48
Capital imp'ts and capital imp't fund	\$400.00
Debt Service	
Principal payments	\$48,000.00
Interest payments	4,336.75
Total	52,336.75
Per Capita Debt Service	
	\$3.31
Deferred Charges and Statutory Expenditures	
Emergencies
Other deferred chgs.	\$25,550.00
Total	25,550.00
TOTAL—Municipal expenditures	\$480,936.75

Required Payments for Local School, County, and Special District Taxes	927,894.74
---	-------------------

TOTAL EXPENDITURES AND REQUIRED PAYMENTS \$1,408,831.49

Reserve for uncollected taxes	\$67,000.00
GRAND TOTAL—Budget	\$1,475,831.49

RECEIPTS AND REVENUES REALIZED IN 1956 TO MEET EXPENDITURES AND REQUIRED PAYMENTS

Surplus revenue appropriated	\$87,000.00
Miscellaneous revenues realized.	209,634.94
State aid revenues realized	11,889.69
Delinquent taxes including	
liens—1956 collections	38,317.34
Current taxes—1956 collections..	1,136,965.12
Emergency borrowings

TOTAL RECEIPTS AND REVENUES REALIZED \$1,483,807.09

CAPITAL OUTLAY—1956

Beaches and boardwalks
Buildings and equipment	\$57.12
Parks and playgrounds
Sewers	243,552.70
Streets, roads and bridges
Water supply	105,059.46
Other

Tax rate	\$6.80
Local school tax rate	3.42
County tax rate	1.97
Local purpose tax rate	1.41

TAXES

Local school tax	\$588,930.93
County taxes	338,963.81
Special district taxes
Local purpose levy	\$927,894.74
Total tax levy (tax duplicate) ..	\$1,170,994.74

Per Capita Total Tax Levy \$74.11

Current

1956 taxes levied (total)	\$1,176,582.40
Collected in 1956	1,136,965.12
Per cent of levy collected in 1956	96.63
Transferred to liens	309.40
Cancelled, abated or adjusted	2,380.31
Outstanding December 31, 1956 ..	\$36,927.57

All Prior Years Outstanding

Balance January 1, 1956	\$42,258.71
Collected in 1956	38,288.24
Balance December 31, 1956	\$3,535.93

Tax Title Liens Outstanding

Balance January 1, 1956	\$1,786.80
Redeemed by cash	29.10
Balance December 31, 1956	\$2,067.10

Property Acquired by Deed or Foreclosure

Balance January 1, 1956	\$2,825.00
Sale for cash
Balance December 31, 1956	\$2,825.00

CAPITAL DEBT, DECEMBER 31, 1956

Gross Debt

School debt	\$1,164,000.00
Self-liquidating debt.	998,000.00
Other capital debt	198,500.00

TOTAL GROSS DEBT \$2,360,500.00

Per Capita Gross Debt \$149.40

Deductions for

School debt	\$1,164,000.00
Self-liquidating debt.	998,000.00
Other capital debt

TOTAL DEDUCTIONS 2,162,000.00

NET DEBT \$198,500.00

Average Assessed Valuations

Real Property 1954-1955-1956..	\$16,400,904.00
Per Cent of Net Debt	1.21

CURRENT FINANCES DECEMBER 31, 1956

Cash	\$226,516.04
Taxes receivable	40,463.50
Tax title liens	2,067.10
Foreclosed property	2,825.00
Other receivables	30,800.56
State road aid receivable	9,220.00
Emergencies and deferred charges ..	5,500.00
TOTAL ASSETS	\$317,392.20
Cash liabilities	\$56,775.79
Reserves for receivables	76,156.16
Surplus revenue	184,460.25
TOTAL LIABILITIES AND SURPLUS	\$317,392.20

COMMERCIAL TOWNSHIP—CUMBERLAND COUNTY

Population Census, 1950—3,238 Land Area 34.0 sq. mi. Net Valuation Taxable \$1,068,730

EXPENDITURES AND REQUIRED PAYMENTS FOR 1956	
General Government	
Administrative and executive	\$8,715.00
Assessment and collection of taxes	6,500.00
Finance Department
Protection to Persons & Property	
Fire
Police	4,585.00
Other
Streets and Roads	
Repairs and maintenance	17,550.00
Street lighting
Sanitation	
Street cleaning
Garbage and ash removal	3,000.00
Sewers
Health and Charities	
Health service	1,340.00
Welfare—public assistance	2,135.00
Hospitals (aid and maintenance)
Other	1,250.00
Recreation	
Beaches and boardwalks
Parks and playgrounds
Other
Educational	
(Exclusive of school districts)
Unclassified Purposes	
(Including contingent)	450.00
SUB-TOTAL—Municipal functions..	\$45,525.00
Per Capita—Municipal functions	\$14.06
Capital imp'ts and capital imp't fund	\$8,451.98
Debt Service	
Principal payments
Interest payments ..	\$50.00
Total	50.00
Per Capita Debt Service	\$0.02
Deferred Charges and Statutory Expenditures	
Emergencies	\$7,500.00
Other deferred chgs.	1,123.02
Total	8,623.02
TOTAL—Municipal expenditures ...	\$62,650.00
Required Payments for Local School, County, and Special District Taxes	
	132,752.84
TOTAL EXPENDITURES AND REQUIRED PAYMENTS	\$195,402.84
Reserve for uncollected taxes	\$27,500.00
GRAND TOTAL—Budget	\$222,902.84
RECEIPTS AND REVENUES REALIZED IN 1956 TO MEET EXPENDITURES AND REQUIRED PAYMENTS	
Surplus revenue appropriated ..	\$20,000.00
Miscellaneous revenues realized.	24,515.45
State aid revenues realized	14,390.00
Delinquent taxes including liens—1956 collections	
	22,434.86
Current taxes—1956 collections..	127,558.16
Emergency borrowings
TOTAL RECEIPTS AND REVENUES REALIZED	\$208,898.47
CAPITAL OUTLAY—1956	
Beaches and boardwalks
Buildings and equipment
Parks and playgrounds
Sewers
Streets, roads and bridges
Water supply
Other	\$500.00

Tax rate	\$12.53
Local school tax rate	9.03
County tax rate	1.95
Local purpose tax rate	1.55
TAXES	
Local school tax ...	\$96,486.44
County taxes	20,793.90
Special district taxes	15,472.50
Local purpose levy	\$132,752.84
	17,200.00
Total tax levy (tax duplicate) ..	\$149,952.84
Per Capita Total Tax Levy	\$46.31
Current	
1956 taxes levied (total)	\$152,802.43
Collected in 1956	127,558.16
Per cent of levy collected in 1956 ...	83.47
Transferred to liens
Cancelled, abated or adjusted
Outstanding December 31, 1956 ..	\$25,244.27
All Prior Years Outstanding	
Balance January 1, 1956	\$31,260.35
Collected in 1956	21,648.06
Balance December 31, 1956	\$9,612.29
Tax Title Liens Outstanding	
Balance January 1, 1956	\$14,827.08
Redeemed by cash	786.80
Balance December 31, 1956	\$14,040.28
Property Acquired by Deed or Foreclosure	
Balance January 1, 1956	\$100.00
Sale for cash
Balance December 31, 1956	\$100.00
CAPITAL DEBT, DECEMBER 31, 1956	
Gross Debt	
School debt	\$118,000.00
Self-liquidating debt.
Other capital debt
TOTAL GROSS DEBT	\$118,000.00
Per Capita Gross Debt	\$36.44
Deductions for	
School debt	\$52,658.00
Self-liquidating debt.
Other capital debt
TOTAL DEDUCTIONS	52,658.00
NET DEBT	\$65,342.00
Average Assessed Valuations	
Real Property 1954-1955-1956..	\$877,637.00
Per Cent of Net Debt	744.00
CURRENT FINANCES DECEMBER 31, 1956	
Cash	\$117,748.25
Taxes receivable	34,856.56
Tax title liens ..	14,040.28
Foreclosed property	100.00
Other receivables	1,490.89
State road aid receivable	5,503.82
Emergencies and deferred charges ..	4,009.37
TOTAL ASSETS	\$177,749.17
Cash liabilities	\$99,331.16
Reserves for receivables	50,487.73
Surplus revenue	27,930.28
TOTAL LIABILITIES AND SURPLUS	\$177,749.17

CORBIN CITY—CITY—ATLANTIC COUNTY

Population Census, 1950—238

Land Area 8.92 sq. mi.

Net Valuation Taxable \$100,204

EXPENDITURES AND REQUIRED PAYMENTS FOR 1956

General Government	
Administrative and executive	\$2,175.00
Assessment and collection of taxes	1,490.00
Finance Department	515.00
Protection to Persons & Property	
Fire	100.00
Police	101.00
Other
Streets and Roads	
Repairs and maintenance	1,727.77
Street lighting	525.00
Sanitation	
Street cleaning
Garbage and ash removal
Sewers
Health and Charities	
Health service	125.00
Welfare—public assistance	75.00
Hospitals (aid and maintenance)
Other
Recreation	
Beaches and boardwalks
Parks and playgrounds
Other
Educational	
(Exclusive of school districts)
Unclassified Purposes	
(Including contingent)	50.00
SUB-TOTAL—Municipal functions..	\$6,883.77

Per Capita—Municipal functions	\$28.92
Capital imp'ts and capital imp't fund
Debt Service	
Principal payments
Interest payments
Total
Per Capita Debt Service	
Deferred Charges and Statutory Expenditures	
Emergencies
Other deferred chgs.	\$75.00
Total	\$75.00

TOTAL—Municipal expenditures ..	\$9,958.77
--	-------------------

Required Payments for Local School, County, and Special District Taxes	8,627.42
---	-----------------

TOTAL EXPENDITURES AND REQUIRED PAYMENTS	\$15,586.19
---	--------------------

Reserve for uncollected taxes	\$3,028.59
-------------------------------------	------------

GRAND TOTAL—Budget	\$18,614.78
---------------------------------	--------------------

RECEIPTS AND REVENUES REALIZED IN 1956 TO MEET EXPENDITURES AND REQUIRED PAYMENTS

Surplus revenue appropriated ..	\$2,000.00
Miscellaneous revenues realized ..	4,947.94
State aid revenues realized	1,465.00
Delinquent taxes including	
liens—1956 collections	1,391.66
current taxes—1956 collections..	10,386.45
Emergency borrowings

TOTAL RECEIPTS AND REVENUES REALIZED	\$20,191.05
---	--------------------

CAPITAL OUTLAY—1956

Benches and boardwalks
Buildings and equipment
Parks and playgrounds
Sewers
Streets, roads and bridges
Water supply
Other

Tax rate	\$12.00
Local school tax rate	6.03
County tax rate	2.57
Local purpose tax rate	3.40

TAXES

Local school tax ...	\$6,046.00	
County taxes	2,581.42	
Special district taxes	
		\$8,627.42
Local purpose levy		3,394.58
		\$12,022.00

Per Capita Total Tax Levy	\$50.51
--	----------------

Current	
1956 taxes levied (total)	\$12,294.49
Collected in 1956	10,386.45
Per cent of levy col- lected in 1956	84.48
Transferred to liens
Cancelled, abated or adjusted
Outstanding December 31, 1956 ..	\$1,908.04

All Prior Years Outstanding	
Balance January 1, 1956	\$1,223.67
Collected in 1956	1,200.26
Balance December 31, 1956	\$23.41

Tax Title Liens Outstanding	
Balance January 1, 1956	\$16,848.58
Redeemed by cash	191.40
Balance December 31, 1956	\$16,657.18

Property Acquired by Deed or Foreclosure	
Balance January 1, 1956	\$895.00
Sale for cash
Balance December 31, 1956	\$895.00

CAPITAL DEBT, DECEMBER 31, 1956

Gross Debt	
School debt
Self-liquidating debt
Other capital debt

TOTAL GROSS DEBT
Per Capita Gross Debt

Deductions for	
School debt
Self-liquidating debt
Other capital debt

TOTAL DEDUCTIONS
NET DEBT

Average Assessed Valuations	
Real Property 1954-1955-1956..	\$96,926.00
Per Cent of Net Debt

CURRENT FINANCES DECEMBER 31, 1956

Cash	\$25,858.17
Taxes receivable	1,931.45
Tax title liens	16,657.18
Foreclosed property	895.00
Other receivables	76.53
State road aid receivable	3,327.55
Emergencies and deferred charges

TOTAL ASSETS	\$48,745.88
---------------------------	--------------------

Cash liabilities	\$5,819.73
Reserves for receivables	19,560.16
Surplus revenue	23,365.99

TOTAL LIABILITIES AND SURPLUS	\$48,745.88
--	--------------------

CRANBURY TOWNSHIP—MIDDLESEX COUNTY

Population Census, 1950—1,797 Land Area 13.1 sq. mi. Net Valuation Taxable \$2,269,523

EXPENDITURES AND REQUIRED PAYMENTS FOR 1956	
General Government	
Administrative and executive	\$11,890.00
Assessment and collection of taxes ..	3,000.00
Finance Department	1,700.00
Protection to Persons & Property	
Fire	5,000.00
Police	9,625.00
Other
Streets and Roads	
Repairs and maintenance	16,100.00
Street lighting	4,000.00
Sanitation	
Street cleaning
Garbage and ash removal
Sewers
Health and Charities	
Health service	2,150.00
Welfare—public assistance	1,700.00
Hospitals (aid and maintenance) ..	500.00
Other	185.00
Recreation	
Beaches and boardwalks
Parks and playgrounds	500.00
Other
Educational	
(Exclusive of school districts) ..	1,100.00
Unclassified Purposes	
(Including contingent)	2,000.00
SUB-TOTAL—Municipal functions..	\$59,450.00
Per Capita—Municipal functions ...	
Capital imp'ts and capital imp't fund	\$33.08
Debt Service	\$10,000.00
Principal payments
Interest payments ..	\$300.00
Total	300.00
Per Capita Debt Service	\$0.17
Deferred Charges and Statutory Expenditures	
Emergencies
Other deferred chgs.	\$700.00
Total	700.00
TOTAL—Municipal expenditures ...	\$70,450.00
Required Payments for Local School, County, and Special District Taxes	
.....	165,148.75
TOTAL EXPENDITURES AND REQUIRED PAYMENTS	\$235,598.75
Reserve for uncollected taxes	\$23,300.00
GRAND TOTAL—Budget	\$258,898.75
RECEIPTS AND REVENUES REALIZED IN 1956 TO MEET EXPENDITURES AND REQUIRED PAYMENTS	
Surplus revenue appropriated ..	\$13,000.00
Miscellaneous revenues realized ..	33,349.73
State aid revenues realized	12,083.00
Delinquent taxes including	
Liens—1956 collections	14,427.36
Current taxes—1956 collections ..	168,561.09
Emergency borrowings
TOTAL RECEIPTS AND REVENUES REALIZED	\$246,421.23
CAPITAL OUTLAY—1956	
Beaches and boardwalks
Buildings and equipment
Parks and playgrounds
Sewers
Streets, roads and bridges
Water supply
Other	\$19,834.62

Tax rate	\$8.22
Local school tax rate	5.39
County tax rate	1.88
Local purpose tax rate	0.95
TAXES	
Local school tax ...	\$122,369.94
County taxes	42,778.81
Special district taxes
Local purpose levy	\$165,148.75
.....	22,817.00
Total tax levy (tax duplicate) ..	\$187,965.75
Per Capita Total Tax Levy	\$104.60
Current	
1956 taxes levied (total)	\$190,589.85
Collected in 1956	168,561.09
Per cent of levy collected in 1956 ...	88.44
Transferred to liens	180.46
Cancelled, abated or adjusted	5,544.81
Outstanding December 31, 1956 ..	\$16,303.49
All Prior Years Outstanding	
Balance January 1, 1956	\$14,603.70
Collected in 1956	14,427.36
Balance December 31, 1956	\$138.60
Tax Title Liens Outstanding	
Balance January 1, 1956	\$2,433.68
Redeemed by cash
Balance December 31, 1956	\$2,614.14
Property Acquired by Deed or Foreclosure	
Balance January 1, 1956
Sale for cash
Balance December 31, 1956
CAPITAL DEBT, DECEMBER 31, 1956	
Gross Debt	
School debt	\$405,000.00
Self-liquidating debt
Other capital debt ..	23,750.00
TOTAL GROSS DEBT	\$428,750.00
Per Capita Gross Debt	\$238.50
Deductions for	
School debt	\$118,242.00
Self-liquidating debt
Other capital debt
TOTAL DEDUCTIONS	118,242.00
NET DEBT	\$310,508.00
Average Assessed Valuations	
Real Property 1954-1955-1956..	\$1,970,700.00
Per Cent of Net Debt	15.75
CURRENT FINANCES DECEMBER 31, 1956	
Cash	\$133,329.65
Taxes receivable	16,442.09
Tax title liens	2,614.14
Foreclosed property
Other receivables	484.50
State road aid receivable	9,000.00
Emergencies and deferred charges
TOTAL ASSETS	\$161,870.38
Cash liabilities	\$81,081.45
Reserves for receivables	19,540.73
Surplus revenue	61,248.20
TOTAL LIABILITIES AND SURPLUS	\$161,870.38

CRANFORD TOWNSHIP—UNION COUNTY

Population Census, 1950—18,602 Land Area 4.9 sq. mi. Net Valuation Taxable \$31,097,496

EXPENDITURES AND REQUIRED PAYMENTS FOR 1956

General Government	
Administrative and executive	\$98,604.00
Assessment and collection of taxes	48,886.00
Finance Department	9,080.00
Protection to Persons & Property	
Fire	156,770.00
Police	254,098.50
Other	3,905.50
Streets and Roads	
Repairs and maintenance	104,219.33
Street lighting	32,000.00
Sanitation	
Street cleaning	42,500.00
Garbage and ash removal	9,000.00
Sewers	56,519.57
Health and Charities	
Health service	17,020.00
Welfare—public assistance	12,170.00
Hospitals (aid and maintenance)	2,500.00
Other	1,500.00
Recreation	
Beaches and boardwalks
Parks and playgrounds	17,500.00
Other
Educational	
(Exclusive of school districts)	36,537.00
Unclassified Purposes	
(Including contingent)	22,900.00
SUB-TOTAL—Municipal functions..	\$925,709.90

Per Capita—Municipal functions	\$49.76
Capital imp'ts and capital imp't fund
Debt Service	
Principal payments	\$51,000.00
Interest payments	11,515.00
Total	\$62,515.00
Per Capita Debt Service	\$3.36
Deferred Charges and Statutory Expenditures	
Emergencies
Other deferred chgs.	\$75,629.55
Total	75,629.55

TOTAL—Municipal expenditures \$1,063,854.45

Required Payments for Local School, County, and Special District Taxes 1,371,042.92

TOTAL EXPENDITURES AND REQUIRED PAYMENTS \$2,434,897.37

Reserve for uncollected taxes \$188,607.14

GRAND TOTAL—Budget \$2,623,504.51

RECEIPTS AND REVENUES REALIZED IN 1956 TO MEET EXPENDITURES AND REQUIRED PAYMENTS

Surplus revenue appropriated	\$211,000.00
Miscellaneous revenues realized	357,819.29
State aid revenues realized	13,322.15
Delinquent taxes including	
liens—1956 collections	53,778.51
Current taxes—1956 collections	2,112,923.44
Emergency borrowings
TOTAL RECEIPTS AND REVENUES REALIZED	\$2,748,843.39

CAPITAL OUTLAY—1956

Beaches and boardwalks
Buildings and equipment
Parks and playgrounds
Sewers	\$5,392.09
Streets, roads and bridges
Water supply
Other

Tax rate	\$6.75
Local school tax rate	3.37
County tax rate	1.04
Local purpose tax rate	2.34

TAXES

Local school tax	\$1,046,796.38
County taxes	324,246.54
Special district taxes
Local purpose levy	\$1,371,042.92
Total tax levy (tax duplicate)	\$2,101,004.51

Per Capita Total Tax Levy \$112.95

Current

1956 taxes levied (total)	\$2,176,357.84
Collected in 1956	2,112,923.44
Per cent of levy collected in 1956	97.08
Transferred to liens	10,688.75
Cancelled, abated or adjusted	6,587.00
Outstanding December 31, 1956	\$46,158.65

All Prior Years Outstanding

Balance January 1, 1956	\$52,261.02
Collected in 1956	48,275.54
Balance December 31, 1956	\$1,021.04

Tax Title Liens Outstanding

Balance January 1, 1956	\$266,938.58
Redeemed by cash	5,502.97
Balance December 31, 1956	\$242,464.31

Property Acquired by Deed or Foreclosure

Balance January 1, 1956	\$174,140.00
Sale for cash	80,235.00
Balance December 31, 1956	\$177,715.00

CAPITAL DEBT, DECEMBER 31, 1956

Gross Debt	
School debt	\$3,524,000.00
Self-liquidating debt	5,502.97
Other capital debt	287,502.00
TOTAL GROSS DEBT	\$3,811,502.00
Per Capita Gross Debt	\$204.90

Deductions for

School debt	\$2,202,668.00
Self-liquidating debt	80,235.00
Other capital debt
TOTAL DEDUCTIONS	2,202,668.00
NET DEBT	\$1,608,834.00

Average Assessed Valuations

Real Property 1954-1955-1956 \$27,533,356.00

Per Cent of Net Debt 5.34

CURRENT FINANCES DECEMBER 31, 1956

Cash	\$575,507.92
Taxes receivable	47,179.69
Tax title liens	242,464.31
Foreclosed property	177,715.00
Other receivables	1,508.71
State road aid receivable
Emergencies and deferred charges	12,500.00
TOTAL ASSETS	\$1,056,875.63
Cash liabilities	\$115,899.54
Reserves for receivables	468,867.71
Surplus revenue	472,108.38
TOTAL LIABILITIES AND SURPLUS	\$1,056,875.63

CRESSKILL BOROUGH—BERGEN COUNTY

Population Census, 1950—3,534 Land Area 2.0 sq. mi. Net Valuation Taxable \$6,030,414

EXPENDITURES AND RE-REQUIRED PAYMENTS FOR 1956	
General Government	
Administrative and executive	\$36,518.69
Assessment and collection of taxes	11,275.00
Finance Department	3,000.00
Protection to Persons & Property	
Fire	22,342.23
Police	62,371.59
Other
Streets and Roads	
Repairs and maintenance	45,036.25
Street lighting	9,525.00
Sanitation	
Street cleaning
Garbage and ash removal	23,350.00
Sewers	350.00
Health and Charities	
Health service	6,850.00
Welfare—public assistance	900.00
Hospitals (aid and maintenance)
Other
Recreation	
Beaches and boardwalks
Parks and playgrounds	500.00
Other	6,850.00
Educational	
(Exclusive of school districts)	3,000.00
Unclassified Purposes	
(Including contingent)	13,641.17
SUB-TOTAL—Municipal functions..	\$245,509.93
Per Capita—Municipal functions \$69.47	
Capital imp'ts and capital imp't fund	\$10,000.00
Debt Service	
Principal payments	\$22,000.00
Interest payments	8,160.00
Total	30,160.00
Per Capita Debt Service \$8.53	
Deferred Charges and Statutory Expenditures	
Emergencies
Other deferred chgs.	\$7,990.07
Total	7,990.07
TOTAL—Municipal expenditures	\$293,660.00
Required Payments for Local School, County, and Special District Taxes	
	414,361.41
TOTAL EXPENDITURES AND REREQUIRED PAYMENTS	\$708,021.41
Reserve for uncollected taxes	\$29,813.43
GRAND TOTAL—Budget	\$737,834.84
RECEIPTS AND REVENUES REALIZED IN 1956 TO MEET EXPENDITURES AND RE-REQUIRED PAYMENTS	
Surplus revenue appropriated	\$53,000.00
Miscellaneous revenues realized	108,841.86
State aid revenues realized	2,823.00
Delinquent taxes including	
liens—1956 collections	15,943.79
Current taxes—1956 collections.. . . .	581,102.76
Emergency borrowings
TOTAL RECEIPTS AND REVENUES REALIZED	\$761,711.41

CAPITAL OUTLAY—1956

Beaches and boardwalks
Buildings and equipment	\$3,600.64
Parks and playgrounds
Sewers	66,389.21
Streets, roads and bridges	40,980.73
Water supply
Other

Tax rate	\$9.71
Local school tax rate	5.75
County tax rate	1.12
Local purpose tax rate	2.84
TAXES	
Local school tax	\$346,802.35
County taxes	67,559.06
Special district taxes
Local purpose levy	\$414,361.41
Total tax levy (tax duplicate)	170,950.43
Per Capita Total Tax Levy	\$165.62
Current	
1956 taxes levied (total)	\$599,126.46
Collected in 1956	581,102.76
Per cent of levy collected in 1956	96.99
Transferred to liens	466.08
Cancelled, abated or adjusted	1,088.49
Outstanding December 31, 1956	\$16,469.13
All Prior Years Outstanding	
Balance January 1, 1956	\$17,983.69
Collected in 1956	15,796.97
Balance December 31, 1956	\$1,132.50
Tax Title Liens Outstanding	
Balance January 1, 1956	\$2,227.49
Redeemed by cash	146.82
Balance December 31, 1956	\$2,447.99
Property Acquired by Deed or Foreclosure	
Balance January 1, 1956	\$111,405.00
Sale for cash	26,291.33
Balance December 31, 1956	\$109,444.00

CAPITAL DEBT, DECEMBER 31, 1956

Gross Debt	
School debt	\$689,000.00
Self-liquidating debt.
Other capital debt	453,973.00
TOTAL GROSS DEBT	\$1,142,973.00
Per Capita Gross Debt \$323.42	
Deductions for	
School debt	\$328,004.00
Self-liquidating debt.
Other capital debt
TOTAL DEDUCTIONS	328,004.00
NET DEBT	\$814,969.00
Average Assessed Valuations	
Real Property 1954-1955-1956.. . . .	\$5,466,729.00
Per Cent of Net Debt	14.90

CURRENT FINANCES DECEMBER 31, 1956

Cash	\$350,197.95
Taxes receivable	17,601.63
Tax title liens	2,447.99
Foreclosed property	109,444.00
Other receivables	11,063.28
State road aid receivable
Emergencies and deferred charges	16,200.00
TOTAL ASSETS	\$506,954.85
Cash liabilities	\$196,928.28
Reserves for receivables	140,556.90
Surplus revenue	169,469.67
TOTAL LIABILITIES AND SURPLUS	\$506,954.85

DEAL BOROUGH—MONMOUTH COUNTY

Population Census, 1950—1,064

Land Area 1.2 sq. mi.

Net Valuation Taxable \$6,148,550

EXPENDITURES AND REQUIRED PAYMENTS FOR 1956

General Government	
Administrative and executive	\$34,929.81
Assessment and collection of taxes	9,105.23
Finance Department	1,508.40
Protection to Persons & Property	
Fire	21,870.00
Police	69,695.62
Other
Streets and Roads	
Repairs and maintenance	28,855.40
Street lighting	8,589.74
Sanitation	
Street cleaning
Garbage and ash removal	19,422.82
Sewers	8,986.92
Health and Charities	
Health service	1,000.00
Welfare—public assistance	50.00
Hospitals (aid and maintenance)	500.00
Other
Recreation	
Beaches and boardwalks	44,673.71
Parks and playgrounds	979.33
Other
Educational (Exclusive of school districts) ..	
.....	279.89
Unclassified Purposes (Including contingent)	
.....	1,000.00
SUB-TOTAL—Municipal functions..	\$251,446.87

Per Capita—Municipal functions	
.....	\$236.32
Capital imp'ts and capital imp't fund	\$275,000.00
Debt Service	
Principal payments ..	\$18,000.00
Interest payments ..	375.00
Total	18,375.00
Per Capita Debt Service	
.....	\$17.27
Deferred Charges and Statutory Expenditures	
Emergencies	\$3,782.30
Other deferred chgs.	36,549.20
Total	40,331.50
TOTAL—Municipal expenditures ...	\$585,153.37

Required Payments for Local School, County, and Special District Taxes	
.....	202,296.67

TOTAL EXPENDITURES AND REQUIRED PAYMENTS	\$787,450.04
---	---------------------

Reserve for uncollected taxes	\$33,303.62
GRAND TOTAL—Budget	\$820,753.66

RECEIPTS AND REVENUES REALIZED IN 1956 TO MEET EXPENDITURES AND REQUIRED PAYMENTS	
Surplus revenue appropriated ..	\$50,000.00
Miscellaneous revenues realized ..	164,754.85
State aid revenues realized	11,015.00
Delinquent taxes including	
Items—1956 collections	18,535.09
Current taxes—1956 collections..	370,550.34
Emergency borrowings
TOTAL RECEIPTS AND REVENUES REALIZED	\$614,855.28

CAPITAL OUTLAY—1956

Beaches and boardwalks
Buildings and equipment	\$286,846.94
Parks and playgrounds
Sewers
Streets, roads and bridges
Water supply
Other

Tax rate	\$6.23
Local school tax rate	2.13
County tax rate	1.16
Local purpose tax rate	2.94

TAXES

Local school tax ...	\$131,122.34	
County taxes	71,174.33	
Special district taxes	
Local purpose levy	180,295.27	
Total tax levy (tax duplicate) ..	\$382,591.94	

Per Capita Total Tax Levy	\$359.58
--	-----------------

Current	
1956 taxes levied (total)	\$383,842.16
Collected in 1956	370,550.34
Per cent of levy col- lected in 1956 ...	96.53
Transferred to liens
Cancelled, abated or adjusted	690.72
Outstanding December 31, 1956 ..	\$12,601.10

All Prior Years Outstanding	
Balance January 1, 1956	\$18,535.09
Collected in 1956	18,535.09
Balance December 31, 1956

Tax Title Liens Outstanding	
Balance January 1, 1956
Redeemed by cash
Balance December 31, 1956

Property Acquired by Deed or Foreclosure	
Balance January 1, 1956	\$600.00
Sale for cash
Balance December 31, 1956	\$600.00

CAPITAL DEBT, DECEMBER 31, 1956

Gross Debt	
School debt	\$334,000.00
Self-liquidating debt.
Other capital debt ..	716,081.00
TOTAL GROSS DEBT	\$1,050,081.00
Per Capita Gross Debt	\$986.92

Deductions for	
School debt	\$334,000.00
Self-liquidating debt.
Other capital debt
TOTAL DEDUCTIONS	334,000.00
NET DEBT	\$716,081.00

Average Assessed Valuations	
Real Property 1954-1955-1956..	\$5,664,950.00
Per Cent of Net Debt	12.64

CURRENT FINANCES DECEMBER 31, 1956

Cash	\$77,170.27
Taxes receivable	12,601.10
Tax title liens
Foreclosed property	600.00
Other receivables	19,400.18
State road aid receivable	9,000.00
Emergencies and deferred charges ..	250,000.00
TOTAL ASSETS	\$368,771.55

Cash liabilities	\$16,230.87
Reserves for receivables	32,601.28
Surplus revenue	319,939.40
TOTAL LIABILITIES AND SURPLUS	\$368,771.55

DEERFIELD TOWNSHIP—CUMBERLAND COUNTY

Population Census, 1950—1,758 Land Area 16.7 sq. mi. Net Valuation Taxable \$912,895

EXPENDITURES AND RE-REQUIRED PAYMENTS FOR 1956	
General Government	
Administrative and executive	\$7,513.39
Assessment and collection of taxes	3,850.00
Finance Department	330.00
Protection to Persons & Property	
Fire	2,376.20
Police	4,350.72
Other
Streets and Roads	
Repairs and maintenance	6,990.03
Street lighting	4,076.32
Sanitation	
Street cleaning
Garbage and ash removal
Sewers
Health and Charities	
Health service	1,458.00
Welfare—public assistance	850.00
Hospitals (aid and maintenance)
Other
Recreation	
Beaches and boardwalks
Parks and playgrounds
Other
Educational (Exclusive of school districts) ..	
.....
Unclassified Purposes (Including contingent)	
.....	75.00
SUB-TOTAL—Municipal functions..	\$31,869.66
Per Capita—Municipal functions	\$18.13
Capital imp'ts and capital imp't fund	\$350.00
Debt Service	
Principal payments ..	\$1,400.00
Interest payments ..	247.00
Total	1,647.00
Per Capita Debt Service	\$0.94
Deferred Charges and Statutory Expenditures	
Emergencies
Other deferred chgs.	\$600.00
Total	600.00
TOTAL—Municipal expenditures ..	\$34,466.66
Required Payments for Local School, County, and Special District Taxes	
.....	63,212.54
TOTAL EXPENDITURES AND REQUIRED PAYMENTS	\$97,679.20
Reserve for uncollected taxes	\$13,200.00
GRAND TOTAL—Budget	\$110,879.20

RECEIPTS AND REVENUES REALIZED IN 1956 TO MEET EXPENDITURES AND RE-REQUIRED PAYMENTS	
Surplus revenue appropriated ..	\$11,105.66
Miscellaneous revenues realized. ..	29,372.72
State aid revenues realized	7,611.00
Delinquent taxes including	
liens—1956 collections	9,968.12
Current taxes—1956 collections..	52,936.34
Emergency borrowings
TOTAL RECEIPTS AND REVENUES REALIZED	\$110,993.84

CAPITAL OUTLAY—1956	
Beaches and boardwalks
Buildings and equipment
Parks and playgrounds
Sewers
Streets, roads and bridges
Water supply
Other

Tax rate	\$6.93
Local school tax rate	5.04
County tax rate	1.89
Local purpose tax rate
TAXES	
Local school tax ...	\$46,020.08
County taxes	17,192.46
Special district taxes
Local purpose levy	\$63,212.54
Total tax levy (tax duplicate) ..	\$63,212.54
Per Capita Total Tax Levy	\$35.96
Current	
1956 taxes levied (total)	\$64,445.15
Collected in 1956	52,936.34
Per cent of levy collected in 1956 ...	82.14
Transferred to liens	323.28
Cancelled, abated or adjusted
Outstanding December 31, 1956 ..	\$11,185.53
All Prior Years Outstanding	
Balance January 1, 1956	\$11,603.51
Collected in 1956	9,919.98
Balance December 31, 1956	\$1,393.38
Tax Title Liens Outstanding	
Balance January 1, 1956	\$6,414.54
Redeemed by cash	48.14
Balance December 31, 1956	\$4,634.12
Property Acquired by Deed or Foreclosure	
Balance January 1, 1956	\$250.00
Sale for cash	1,500.00
Balance December 31, 1956	\$200.00

CAPITAL DEBT, DECEMBER 31, 1956	
Gross Debt	
School debt	\$66,000.00
Self-liquidating debt.
Other capital debt ..	5,702.00
TOTAL GROSS DEBT	\$71,702.00
Per Capita Gross Debt	\$40.79
Deductions for	
School debt	\$46,412.00
Self-liquidating debt.
Other capital debt
TOTAL DEDUCTIONS	46,412.00
NET DEBT	\$25,290.00
Average Assessed Valuations	
Real Property 1954-1955-1956..	\$773,542.00
Per Cent of Net Debt	3.26

CURRENT FINANCES DECEMBER 31, 1956	
Cash	\$56,898.16
Taxes receivable	12,578.91
Tax title liens	4,634.12
Foreclosed property	200.00
Other receivables	1,773.69
State road aid receivable
Emergencies and deferred charges
TOTAL ASSETS	\$76,084.88
Cash liabilities	\$5,547.42
Reserves for receivables	19,186.72
Surplus revenue	51,350.74
TOTAL LIABILITIES AND SURPLUS	\$76,084.88

DELANCO TOWNSHIP—BURLINGTON COUNTY

Population Census, 1950—2,805

Land Area 2.16 sq. mi.

Net Valuation Taxable \$1,792,840

EXPENDITURES AND REQUIRED PAYMENTS FOR 1956	
General Government	
Administrative and executive	\$10,087.48
Assessment and collection of taxes	2,676.87
Finance Department	1,300.00
Protection to Persons & Property	
Fire
Police	23,021.58
Other
Streets and Roads	
Repairs and maintenance	17,139.59
Street lighting	4,780.91
Sanitation	
Street cleaning
Garbage and ash removal	6,786.99
Sewers	2,282.68
Health and Charities	
Health service	828.79
Welfare—public assistance	1,110.10
Hospitals (aid and maintenance)
Other
Recreation	
Beaches and boardwalks
Parks and playgrounds	35.00
Other
Educational	
(Exclusive of school districts) ..	292.80
Unclassified Purposes	
(Including contingent)	1,897.29
SUB-TOTAL—Municipal functions..	\$72,240.08

Per Capita—Municipal functions	
Capital imp'ts and capital imp't fund	\$25.75
Debt Service	\$4,000.00
Principal payments ..	\$5,000.00
Interest payments ..	1,324.00
Total	6,324.00
Per Capita Debt Service	
Deferred Charges and Statutory Expenditures	\$2.25
Emergencies	\$400.00
Other deferred chgs.	2,370.53
Total	2,770.53

TOTAL—Municipal expenditures ... \$85,334.61

Required Payments for Local School, County, and Special District Taxes 180,303.46

TOTAL EXPENDITURES AND REQUIRED PAYMENTS \$265,638.07

Reserve for uncollected taxes

GRAND TOTAL—Budget \$276,118.52

RECEIPTS AND REVENUES REALIZED IN 1956 TO MEET EXPENDITURES AND REQUIRED PAYMENTS	
Surplus revenue appropriated ..	\$19,900.00
Miscellaneous revenues realized ..	40,639.99
State aid revenues realized	3,923.00
Delinquent taxes including
liens—1956 collections	16,579.80
Current taxes—1956 collections..	190,474.68
Emergency borrowings
TOTAL RECEIPTS AND REVENUES REALIZED	\$271,517.47

CAPITAL OUTLAY—1956

Beaches and boardwalks
Buildings and equipment
Parks and playgrounds
Sewers
Streets, roads and bridges
Water supply
Other

Tax rate	\$10.92
Local school tax rate	7.25
County tax rate	2.35
Local purpose tax rate	1.32

TAXES

Local school tax ...	\$129,995.89	
County taxes	42,063.03	
Special district taxes	8,244.54	
Local purpose levy		\$180,303.46
		23,367.59
Total tax levy (tax duplicate) ..		\$203,671.05

Per Capita Total Tax Levy \$72.61

Current	
1956 taxes levied (total)	\$205,408.96
Collected in 1956	190,474.68
Per cent of levy collected in 1956 ...	92.72
Transferred to liens
Cancelled, abated or adjusted
Outstanding December 31, 1956 ..	\$14,934.28

All Prior Years Outstanding	
Balance January 1, 1956	\$20,916.35
Collected in 1956	16,579.80
Balance December 31, 1956	\$4,336.55

Tax Title Liens Outstanding	
Balance January 1, 1956	\$1,563.14
Redeemed by cash	400.00
Balance December 31, 1956	\$1,563.14

Property Acquired by Deed or Foreclosure	
Balance January 1, 1956	\$470.27
Sale for cash	400.00
Balance December 31, 1956	\$70.27

CAPITAL DEBT, DECEMBER 31, 1956

Gross Debt	
School debt	\$98,000.00
Self-liquidating debt
Other capital debt ..	35,000.00
TOTAL GROSS DEBT	\$133,000.00

Per Capita Gross Debt \$47.42

Deductions for	
School debt	\$98,000.00
Self-liquidating debt
Other capital debt ..	6,129.00
TOTAL DEDUCTIONS	104,129.00

NET DEBT \$28,871.00

Average Assessed Valuations	
Real Property 1954-1955-1956..	\$1,694,355.00
Per Cent of Net Debt	1.70

CURRENT FINANCES DECEMBER 31, 1956

Cash	\$12,473.14
Taxes receivable	19,270.83
Tax title liens	1,563.14
Foreclosed property	70.27
Other receivables	818.06
State road aid receivable	696.66
Emergencies and deferred charges ..	5,000.00
TOTAL ASSETS	\$39,892.10

Cash liabilities	\$14,033.27
Reserves for receivables	21,722.30
Surplus revenue	4,136.53

TOTAL LIABILITIES AND SURPLUS \$39,892.10

DELAWARE TOWNSHIP—CAMDEN COUNTY

Population Census, 1950—10,358 Land Area 24.51 sq. mi. Net Valuation Taxable \$17,452,915

EXPENDITURES AND RE-REQUIRED PAYMENTS FOR 1956	
General Government	
Administrative and executive	\$118,864.00
Assessment and collection of taxes	32,600.00
Finance Department
Protection to Persons & Property	
Fire	22,050.00
Police	116,707.00
Other
Streets and Roads	
Repairs and maintenance	77,025.00
Street lighting	31,500.00
Sanitation	
Street cleaning
Garbage and ash removal	8,200.00
Sewers
Health and Charities	
Health service	1,800.00
Welfare—public assistance	4,500.00
Hospitals (aid and maintenance)
Other
Recreation	
Beaches and boardwalks
Parks and playgrounds	10,000.00
Other
Educational	
(Exclusive of school districts)
Unclassified Purposes	
(Including contingent)	500.00
SUB-TOTAL—Municipal functions..	\$423,746.00

Tax rate	\$7.48
Local school tax rate	3.74
County tax rate	2.42
Local purpose tax rate	1.32

TAXES	
Local school tax ...	\$653,433.74
County taxes	422,623.43
Special district taxes	36,434.62
Local purpose levy	\$1,112,491.79
.....	230,000.00
Total tax levy (tax duplicate) ..	\$1,342,491.79

Per Capita Total Tax Levy **\$129.61**

Current	
1956 taxes levied (total)	\$1,434,420.90
Collected in 1956	1,348,675.43
Per cent of levy col- lected in 1956 ...	94.02
Transferred to liens
Cancelled, abated or adjusted
Outstanding December 31, 1956 ..	\$85,745.47

All Prior Years Outstanding	
Balance January 1, 1956	\$46,053.35
Collected in 1956	41,950.48
Balance December 31, 1956	\$4,102.87

Tax Title Liens Outstanding	
Balance January 1, 1956	\$1,689.31
Redeemed by cash
Balance December 31, 1956	\$1,689.31

Property Acquired by Deed or Foreclosure	
Balance January 1, 1956	\$23,011.60
Sale for cash	17,500.00
Balance December 31, 1956	\$23,011.60

CAPITAL DEBT, DECEMBER 31, 1956

Gross Debt	
School debt	\$2,260,000.00
Self-liquidating debt ..	939,487.00
Other capital debt ..	411,160.00

TOTAL GROSS DEBT **\$3,610,647.00**

Per Capita Gross Debt **\$348.59**

Deductions for	
School debt	\$871,094.00
Self-liquidating debt ..	939,487.00
Other capital debt

TOTAL DEDUCTIONS **1,810,581.00**

NET DEBT **\$1,800,066.00**

Average Assessed Valuations	
Real Property 1954-1955-1956..	\$14,518,222.00
Per Cent of Net Debt	12.39

CURRENT FINANCES DECEMBER 31, 1956

Cash	\$418,499.82
Taxes receivable	89,848.34
Tax title liens	1,689.31
Foreclosed property	23,011.60
Other receivables	55,774.99
State road aid receivable	29,877.99
Emergencies and deferred charges ..	23,988.00
TOTAL ASSETS	\$642,690.05
Cash liabilities	\$104,774.31
Reserves for receivables	170,324.24
Surplus revenue	367,591.50

TOTAL LIABILITIES AND SURPLUS **\$642,690.05**

Per Capita—Municipal functions	\$40.91
Capital imp'ts and capital imp't fund	\$63,840.00
Debt Service	
Principal payments ..	\$50,000.00
Interest payments ..	12,231.00
Total	62,231.00
Per Capita Debt Service	\$6.01
Deferred Charges and Statutory Expenditures	
Emergencies	\$4,200.00
Other deferred chgs.	44,669.50
Total	48,869.50

TOTAL—Municipal expenditures ... **\$598,686.50**

Required Payments for Local School, County, and Special District Taxes	1,112,491.79
---	---------------------

TOTAL EXPENDITURES AND REQUIRED PAYMENTS **\$1,711,178.29**

Reserve for uncollected taxes

GRAND TOTAL—Budget **\$1,811,210.79**

RECEIPTS AND REVENUES REALIZED IN 1956 TO MEET EXPENDITURES AND RE-REQUIRED PAYMENTS

Surplus revenue appropriated ..	\$160,000.00
Miscellaneous revenues realized.	429,665.71
State aid revenues realized	10,790.00
Delinquent taxes including	
liens—1956 collections	41,950.48
Current taxes—1956 collections..	1,348,675.43
Emergency borrowings

TOTAL RECEIPTS AND REVENUES REALIZED **\$1,991,081.62**

CAPITAL OUTLAY—1956

Beaches and boardwalks
Buildings and equipment	\$19,024.00
Parks and playgrounds
Sewers	101,819.07
Streets, roads and bridges
Water supply	23,466.16
Other

DELAWARE TOWNSHIP—HUNTERDON COUNTY

Population Census, 1950—2,031 Land Area 36.9 sq. mi. Net Valuation Taxable \$2,337,295

EXPENDITURES AND REQUIRED PAYMENTS FOR 1956

General Government	
Administrative and executive	\$7,350.00
Assessment and collection of taxes	1,975.00
Finance Department	325.00
Protection to Persons & Property	
Fire	1,425.00
Police	1,125.00
Other
Streets and Roads	
Repairs and maintenance	35,496.67
Street lighting	100.00
Sanitation	
Street cleaning
Garbage and ash removal
Sewers
Health and Charities	
Health service	1,210.00
Welfare—public assistance	1,175.00
Hospitals (aid and maintenance)
Other
Recreation	
Beaches and boardwalks
Parks and playgrounds
Other
Educational	
(Exclusive of school districts)
Unclassified Purposes	
(Including contingent)	425.00
SUB-TOTAL—Municipal functions..	\$50,606.67

Per Capita—Municipal functions	\$24.92
Capital imp'ts and capital imp't fund	\$500.00
Debt Service	
Principal payments
Interest payments
Total
Per Capita Debt Service	
Deferred Charges and Statutory Expenditures	
Emergencies
Other deferred chgs.	\$1,350.00
Total	1,350.00

TOTAL—Municipal expenditures ..	\$52,456.67
Required Payments for Local School, County, and Special District Taxes	167,194.64

TOTAL EXPENDITURES AND REQUIRED PAYMENTS	\$219,651.31
Reserve for uncollected taxes	\$42,212.65
GRAND TOTAL—Budget	\$261,863.96

RECEIPTS AND REVENUES REALIZED IN 1956 TO MEET EXPENDITURES AND REQUIRED PAYMENTS	
Surplus revenue appropriated ..	\$30,000.00
Miscellaneous revenues realized ..	22,906.50
State aid revenues realized	8,817.00
Delinquent taxes including	
Liens—1956 collections	16,744.24
Current taxes—1956 collections ..	163,014.52
Emergency borrowings
TOTAL RECEIPTS AND REVENUES REALIZED	\$241,482.26

CAPITAL OUTLAY—1956	
Beaches and boardwalks
Buildings and equipment
Parks and playgrounds
Sewers
Streets, roads and bridges
Water supply
Other

Tax rate	\$8.25
Local school tax rate	5.61
County tax rate	1.54
Local purpose tax rate	1.10

TAXES	
Local school tax ...	\$131,030.16
County taxes	35,899.82
Special district taxes	264.66
Local purpose levy	\$167,194.64
Total tax levy (tax duplicate) ..	\$193,046.96
Per Capita Total Tax Levy	\$95.05

Current	
1956 taxes levied (total)	\$193,811.38
Collected in 1956	163,014.52
Per cent of levy collected in 1956 ...	84.10
Transferred to liens
Cancelled, abated or adjusted	1,600.51
Outstanding December 31, 1956 ..	\$29,196.35

All Prior Years Outstanding	
Balance January 1, 1956	\$27,634.64
Collected in 1956	16,744.24
Balance December 31, 1956	\$10,688.30

Tax Title Liens Outstanding	
Balance January 1, 1956
Redeemed by cash
Balance December 31, 1956

Property Acquired by Deed or Foreclosure	
Balance January 1, 1956
Sale for cash
Balance December 31, 1956

CAPITAL DEBT, DECEMBER 31, 1956	
Gross Debt	
School debt	\$551,349.00
Self-liquidating debt
Other capital debt
TOTAL GROSS DEBT	\$551,349.00
Per Capita Gross Debt	\$271.47

Deductions for	
School debt	\$358,446.00
Self-liquidating debt
Other capital debt
TOTAL DEDUCTIONS	358,446.00
NET DEBT	\$192,903.00

Average Assessed Valuations	
Real Property 1954-1955-1956 ..	\$1,801,616.00
Per Cent of Net Debt	10.70

CURRENT FINANCES DECEMBER 31, 1956	
Cash	\$46,102.06
Taxes receivable	39,884.65
Tax title liens
Foreclosed property
Other receivables
State road aid receivable	300.97
Emergencies and deferred charges
TOTAL ASSETS	\$86,287.68
Cash liabilities	\$5,239.89
Reserves for receivables	39,884.65
Surplus revenue	41,163.14
TOTAL LIABILITIES AND SURPLUS	\$86,287.68

DELTRAN TOWNSHIP—BURLINGTON COUNTY

Population Census, 1950—2,447

Land Area 11.14 sq. mi.

Net Valuation Taxable \$1,774,624

**EXPENDITURES AND RE-
QUIRED PAYMENTS FOR 1956**

General Government	
Administrative and executive	\$12,175.00
Assessment and collection of taxes . . .	5,150.00
Finance Department	550.00
Protection to Persons & Property	
Fire	3,600.00
Police	8,975.00
Other	
Streets and Roads	
Repairs and maintenance	17,866.66
Street lighting	4,600.00

Sanitation	
Street cleaning	
Garbage and ash removal	10,450.00
Sewers	5,200.00
Health and Charities	
Health service	700.00
Welfare—public assistance	450.00
Hospitals (aid and maintenance)	
Other	
Recreation	
Beaches and boardwalks	
Parks and playgrounds	950.00
Other	
Educational	
(Exclusive of school districts)	
Unclassified Purposes	
(Including contingent)	100.00

SUB-TOTAL—Municipal functions	\$70,766.66
Per Capita—Municipal functions	
Capital imp'ts and capital imp't fund	\$28.92
Debt Service	
Principal payments	\$4,000.00
Interest payments	303.75
Total	4,303.75
Per Capita Debt Service	
	\$1.76
Deferred Charges and Statutory Expenditures	
Emergencies	
Other deferred chgs.	\$550.17
Total	550.17
TOTAL—Municipal expenditures	\$98,120.58

Required Payments for Local School, County, and Special District Taxes	
	145,924.25
TOTAL EXPENDITURES AND REQUIRED PAYMENTS	
	\$244,044.83
Reserve for uncollected taxes	\$25,514.43
GRAND TOTAL—Budget	\$269,559.26

RECEIPTS AND REVENUES REALIZED IN 1956 TO MEET EXPENDITURES AND REQUIRED PAYMENTS	
Surplus revenue appropriated	\$27,000.00
Miscellaneous revenues realized	69,814.29
State aid revenues realized	8,700.00
Delinquent taxes including	
liens—1956 collections	19,129.34
Current taxes—1956 collections	165,006.87
Emergency borrowings	
TOTAL RECEIPTS AND REVENUES REALIZED	\$289,650.50

CAPITAL OUTLAY—1956	
Beaches and boardwalks	
Buildings and equipment	
Parks and playgrounds	
Sewers	
Streets, roads and bridges	
Water supply	
Other	

Tax rate	\$9.34
Local school tax rate	5.47
County tax rate	2.75
Local purpose tax rate	1.12

TAXES	
Local school tax	\$97,103.99
County taxes	48,820.26
Special district taxes	
Local purpose levy	\$145,924.25
	19,685.01
Total tax levy (tax duplicate)	\$165,609.26

Per Capita Total Tax Levy	\$67.68
Current	
1956 taxes levied (total)	\$183,571.20
Collected in 1956	165,006.87
Per cent of levy collected in 1956	89.88
Transferred to liens	38.30
Cancelled, abated or adjusted	56.04
Outstanding December 31, 1956	\$18,469.99

All Prior Years Outstanding	
Balance January 1, 1956	\$20,911.15
Collected in 1956	19,023.07
Balance December 31, 1956	\$1,548.62

Tax Title Liens Outstanding	
Balance January 1, 1956	\$1,422.95
Redeemed by cash	166.27
Balance December 31, 1956	\$148.24

Property Acquired by Deed or Foreclosure	
Balance January 1, 1956	\$488.50
Sale for cash	1,455.00
Balance December 31, 1956	\$1,365.00

CAPITAL DEBT, DECEMBER 31, 1956	
Gross Debt	
School debt	\$185,000.00
Self-liquidating debt.	
Other capital debt	2,250.00
TOTAL GROSS DEBT	\$187,250.00
Per Capita Gross Debt	\$76.52

Deductions for	
School debt	\$95,998.00
Self-liquidating debt.	
Other capital debt	
TOTAL DEDUCTIONS	95,998.00
NET DEBT	\$91,252.00

Average Assessed Valuations	
Real Property 1954-1955-1956	\$1,599,962.00
Per Cent of Net Debt	5.70

CURRENT FINANCES DECEMBER 31, 1956	
Cash	\$130,637.24
Taxes receivable	20,018.61
Tax title liens	148.24
Foreclosed property	1,365.00
Other receivables	611.14
State road aid receivable	9,000.00
Emergencies and deferred charges	800.00
TOTAL ASSETS	\$162,580.23

Cash liabilities	\$27,793.50
Reserves for receivables	22,142.99
Surplus revenue	112,643.74

TOTAL LIABILITIES AND SURPLUS	\$162,580.23
--	---------------------

DEMAREST BOROUGH—BERGEN COUNTY

Population Census, 1950—1,786 Land Area 2.10 sq. mi. Net Valuation Taxable \$3,529,653

EXPENDITURES AND REQUIRED PAYMENTS FOR 1956

General Government	
Administrative and executive	\$21,565.00
Assessment and collection of taxes	8,165.00
Finance Department
Protection to Persons & Property	
Fire	12,500.00
Police	35,375.00
Other
Streets and Roads	
Repairs and maintenance	20,448.23
Street lighting	5,100.00
Sanitation	
Street cleaning
Garbage and ash removal
Sewers
Health and Charities	
Health service	5,155.00
Welfare—public assistance	250.00
Hospitals (aid and maintenance) ..	500.00
Other
Recreation	
Beaches and boardwalks
Parks and playgrounds	8,280.00
Other
Educational	
(Exclusive of school districts)
Unclassified Purposes	
(Including contingent)	10,150.00
SUB-TOTAL—Municipal functions..	\$127,488.23

Per Capita—Municipal functions	\$71.38
Capital imp'ts and capital imp't fund	\$54,360.00
Debt Service	
Principal payments
Interest payments

Total
Per Capita Debt Service	
Deferred Charges and Statutory Expenditures	
Emergencies	\$4,000.00
Other deferred chgs.	3,193.61
Total	7,193.61

TOTAL—Municipal expenditures ... \$189,041.84

Required Payments for Local School, County, and Special District Taxes 304,486.92

TOTAL EXPENDITURES AND REQUIRED PAYMENTS **\$493,528.76**

Reserve for uncollected taxes

GRAND TOTAL—Budget **\$511,017.84**

RECEIPTS AND REVENUES REALIZED IN 1956 TO MEET EXPENDITURES AND REQUIRED PAYMENTS

Surplus revenue appropriated ..	\$120,000.00
Miscellaneous revenues realized.	57,420.58
State aid revenues realized	12,044.00
Delinquent taxes including	
liens—1956 collections	7,461.37
Current taxes—1956 collections..	333,847.63
Emergency borrowings
TOTAL RECEIPTS AND REVENUES REALIZED	\$530,773.58

CAPITAL OUTLAY—1956

Beaches and boardwalks
Buildings and equipment
Parks and playgrounds
Sewers
Streets, roads and bridges	\$7,688.88
Water supply
Other

Tax rate	\$9.51
Local school tax rate	7.35
County tax rate	1.28
Local purpose tax rate	0.88

TAXES

Local school tax ...	\$259,398.82	
County taxes	45,088.10	
Special district taxes	
Local purpose levy	\$304,486.92
		<u>30,888.69</u>
Total tax levy (tax duplicate) ..		\$335,375.61
Per Capita Total Tax Levy \$187.78		

Current	
1956 taxes levied (total)	\$344,083.35
Collected in 1956	333,847.63
Per cent of levy collected in 1956 ...	97.02
Transferred to liens	38.04
Cancelled, abated or adjusted ...	413.30
Outstanding December 31, 1956 ..	<u>\$9,784.38</u>

All Prior Years Outstanding	
Balance January 1, 1956	\$7,541.55
Collected in 1956	7,461.37
Balance December 31, 1956	<u>\$22.28</u>

Tax Title Liens Outstanding	
Balance January 1, 1956	\$212.75
Redeemed by cash
Balance December 31, 1956

Property Acquired by Deed or Foreclosure	
Balance January 1, 1956	\$120,797.00
Sale for cash	7,039.00
Balance December 31, 1956	<u>\$119,562.00</u>

CAPITAL DEBT, DECEMBER 31, 1956

Gross Debt	
School debt	\$894,318.00
Self-liquidating debt.
Other capital debt ..	11,830.00
TOTAL GROSS DEBT	\$906,148.00
Per Capita Gross Debt	\$507.36

Deductions for	
School debt	\$526,343.00
Self-liquidating debt.
Other capital debt
TOTAL DEDUCTIONS	526,343.00
NET DEBT	\$379,805.00

Average Assessed Valuations	
Real Property 1954-1955-1956..	\$3,333,740.00
Per Cent of Net Debt	11.39

CURRENT FINANCES DECEMBER 31, 1956

Cash	\$304,834.73
Taxes receivable	9,806.66
Tax title liens
Foreclosed property	119,562.00
Other receivables	918.50
State road aid receivable	40,800.00
Emergencies and deferred charges ..	148.23
TOTAL ASSETS	\$476,070.12

Cash liabilities	\$148,886.73
Reserves for receivables	130,287.16
Surplus revenue	196,896.23

TOTAL LIABILITIES AND SURPLUS **\$476,070.12**

DENNIS TOWNSHIP—CAPE MAY COUNTY

Population Census, 1950—1,981 Land Area 65.1 sq. mi. Net Valuation Taxable \$952,102

EXPENDITURES AND REQUIRED PAYMENTS FOR 1956	
General Government	
Administrative and executive	\$5,239.18
Assessment and collection of taxes	2,847.88
Finance Department	660.00
Protection to Persons & Property	
Fire	1,500.00
Police	693.20
Other
Streets and Roads	
Repairs and maintenance	13,330.13
Street lighting
Sanitation	
Street cleaning
Garbage and ash removal
Sewers
Health and Charities	
Health service	866.92
Welfare—public assistance	940.00
Hospitals (aid and maintenance)
Other
Recreation	
Beaches and boardwalks
Parks and playgrounds
Other
Educational (Exclusive of school districts) ..	
.....
Unclassified Purposes (Including contingent)	
.....
SUB-TOTAL—Municipal functions..	\$26,077.31
Per Capita—Municipal functions	
.....	\$13.16
Capital imp'ts and capital imp't fund	\$3,445.00
Debt Service	
Principal payments
Interest payments
Total
Per Capita Debt Service	
.....
Deferred Charges and Statutory Expenditures	
Emergencies
Other deferred chgs.	\$3,500.00
Total	3,500.00
TOTAL—Municipal expenditures ..	\$33,022.31
Required Payments for Local School, County, and Special District Taxes	
.....	61,160.93
TOTAL EXPENDITURES AND REQUIRED PAYMENTS	\$94,183.24
Reserve for uncollected taxes	\$15,449.68
GRAND TOTAL—Budget	\$109,632.92
RECEIPTS AND REVENUES REALIZED IN 1956 TO MEET EXPENDITURES AND REQUIRED PAYMENTS	
Surplus revenue appropriated ..	\$13,500.00
Miscellaneous revenues realized ..	62,579.95
State aid revenues realized	7,388.00
Delinquent taxes including	
liens—1956 collections	13,967.15
Current taxes—1956 collections..	51,869.40
Emergency borrowings
TOTAL RECEIPTS AND REVENUES REALIZED	\$149,304.50

CAPITAL OUTLAY—1956

Beaches and boardwalks
Buildings and equipment	\$2,500.00
Parks and playgrounds
Sewers
Streets, roads and bridges
Water supply
Other

Tax rate	\$6.27
Local school tax rate	4.49
County tax rate	1.78
Local purpose tax rate

TAXES

Local school tax ...	\$42,792.86	
County taxes	16,888.07	
Special district taxes	1,480.00	
Local purpose levy	\$61,160.93
Total tax levy (tax duplicate) ..		\$61,160.93

Per Capita Total Tax Levy **\$30.87**

Current

1956 taxes levied (total)	\$61,423.43
Collected in 1956	51,869.40
Per cent of levy collected in 1956 ...	84.44
Transferred to liens	344.83
Cancelled, abated or adjusted	455.11
Outstanding December 31, 1956 ..	\$8,754.09

All Prior Years Outstanding

Balance January 1, 1956	\$18,845.67
Collected in 1956	13,876.18
Balance December 31, 1956	\$4,635.15

Tax Title Liens Outstanding

Balance January 1, 1956	\$4,198.34
Redeemed by cash	90.97
Balance December 31, 1956	\$4,619.57

Property Acquired by Deed or Foreclosure

Balance January 1, 1956	\$450.00
Sale for cash
Balance December 31, 1956	\$450.00

CAPITAL DEBT, DECEMBER 31, 1956

Gross Debt	
School debt	\$165,000.00
Self-liquidating debt.	90.97
Other capital debt
TOTAL GROSS DEBT	\$165,000.00
Per Capita Gross Debt	\$83.20

Deductions for

School debt	\$48,297.00
Self-liquidating debt.
Other capital debt
TOTAL DEDUCTIONS	48,297.00
NET DEBT	\$116,703.00

Average Assessed Valuations

Real Property 1954-1955-1956..	\$804,955.00
Per Cent of Net Debt	14.49

CURRENT FINANCES DECEMBER 31, 1956

Cash	\$103,381.20
Taxes receivable	13,389.24
Tax title liens	4,619.57
Foreclosed property	450.00
Other receivables	139.80
State road aid receivable	414.64
Emergencies and deferred charges
TOTAL ASSETS	\$122,394.45

Cash liabilities	\$1,294.56
Reserves for receivables	18,598.61
Surplus revenue	102,501.28
TOTAL LIABILITIES AND SURPLUS	\$122,394.45

DENVILLE TOWNSHIP—MORRIS COUNTY

Population Census, 1950—6,055

Land Area 12.9 sq. mi.

Net Valuation Taxable \$6,741,367

EXPENDITURES AND REQUIRED PAYMENTS FOR 1956

General Government	
Administrative and executive	\$41,595.41
Assessment and collection of taxes	14,000.00
Finance Department	4,500.00
Protection to Persons & Property	
Fire	19,400.00
Police	49,300.00
Other
Streets and Roads	
Repairs and maintenance	\$7,895.70
Street lighting	12,700.00
Sanitation	
Street cleaning
Garbage and ash removal
Sewers
Health and Charities	
Health service	4,500.00
Welfare—public assistance	1,950.00
Hospitals (aid and maintenance)	2,500.00
Other	700.00
Recreation	
Beaches and boardwalks
Parks and playgrounds	3,200.00
Other
Educational	
(Exclusive of school districts) ..	7,800.00
Unclassified Purposes	
(Including contingent)	1,550.00
SUB-TOTAL—Municipal functions..	\$251,591.11

Per Capita—Municipal functions	\$41.55
Capital imp'ts and capital imp't fund	\$33,850.00
Debt Service	
Principal payments ..	\$25,000.00
Interest payments ..	11,602.50
Total	36,602.50
Per Capita Debt Service	
.....	\$6.05
Deferred Charges and Statutory Expenditures	
Emergencies
Other deferred chgs ..	\$11,026.81
Total	11,026.81

TOTAL—Municipal expenditures ..	\$333,070.42
--	---------------------

Required Payments for Local School, County, and Special District Taxes	618,198.54
---	-------------------

TOTAL EXPENDITURES AND REQUIRED PAYMENTS	\$951,268.96
---	---------------------

Reserve for uncollected taxes	112,451.54
GRAND TOTAL—Budget	\$1,063,720.50

RECEIPTS AND REVENUES REALIZED IN 1956 TO MEET EXPENDITURES AND REQUIRED PAYMENTS

Surplus revenue appropriated ..	\$97,500.00
Miscellaneous revenues realized ..	84,011.18
State aid revenues realized	11,679.40
Delinquent taxes including
liens—1956 collections	40,900.00
Current taxes—1956 collections..	823,315.84
Emergency borrowings
TOTAL RECEIPTS AND REVENUES REALIZED	\$1,057,406.42

CAPITAL OUTLAY—1956

Beaches and boardwalks
Buildings and equipment	\$16,050.00
Parks and playgrounds
Sewers	138,547.58
Streets, roads and bridges
Water supply	26,473.23
Other

Tax rate	\$12.70
Local school tax rate	7.32
County tax rate	1.85
Local purpose tax rate	3.53

TAXES

Local school tax ...	\$493,149.98	
County taxes	125,048.56	
Special district taxes	
Local purpose levy	\$618,198.54
Total tax levy (tax duplicate)	\$856,973.50

Per Capita Total Tax Levy	\$141.53
--	-----------------

Current	
1956 taxes levied (total)	\$874,004.12
Collected in 1956	823,315.84
Per cent of levy collected in 1956 ...	94.20
Transferred to liens	2,016.39
Cancelled, abated or adjusted	4,490.76
Outstanding December 31, 1956 ..	\$44,181.13

All Prior Years Outstanding	
Balance January 1, 1956	\$48,011.74
Collected in 1956	37,607.52
Balance December 31, 1956	\$7,214.62

Tax Title Liens Outstanding	
Balance January 1, 1956	\$23,170.66
Redeemed by cash	3,292.48
Balance December 31, 1956	\$18,626.33

Property Acquired by Deed or Foreclosure	
Balance January 1, 1956	\$7,227.50
Sale for cash	7,365.00
Balance December 31, 1956	\$5,150.00

CAPITAL DEBT, DECEMBER 31, 1956

Gross Debt	
School debt	\$1,864,234.00
Self-liquidating debt ..	5,490.00
Other capital debt ..	558,000.00
TOTAL GROSS DEBT	\$2,427,724.00
Per Capita Gross Debt	
.....	\$400.95

Deductions for	
School debt	\$1,420,611.00
Self-liquidating debt ..	5,490.00
Other capital debt ..	118,874.00
TOTAL DEDUCTIONS	1,544,975.00
NET DEBT	\$882,749.00

Average Assessed Valuations	
Real Property 1954-1955-1956..	\$5,956,282.00
Per Cent of Net Debt	14.82

CURRENT FINANCES DECEMBER 31, 1956

Cash	\$229,543.40
Taxes receivable	51,395.75
Tax title liens	18,626.33
Foreclosed property	5,150.00
Other receivables	3,981.32
State road aid receivable	37,311.46
Emergencies and deferred charges ..	1,302.40
TOTAL ASSETS	\$347,310.66

Cash liabilities	\$76,830.77
Reserves for receivables	79,153.40
Surplus revenue	191,326.49
TOTAL LIABILITIES AND SURPLUS	\$347,310.66

DEPTFORD TOWNSHIP—GLOUCESTER COUNTY

Population Census, 1950—7,304 Land Area 17.36 sq. mi. Net Valuation Taxable \$4,936,435

EXPENDITURES AND REQUIRED PAYMENTS FOR 1956	
General Government	
Administrative and executive	\$16,671.69
Assessment and collection of taxes	29,259.92
Finance Department	3,122.83
Protection to Persons & Property	
Fire	7,824.25
Police	11,100.19
Other
Streets and Roads	
Repairs and maintenance	66,428.49
Street lighting	8,715.14
Sanitation	
Street cleaning
Garbage and ash removal	23,356.58
Sewers
Health and Charities	
Health service	1,644.81
Welfare—public assistance	9,114.97
Hospitals (aid and maintenance)
Other
Recreation	
Beaches and boardwalks
Parks and playgrounds
Other
Educational (Exclusive of school districts) ..	
.....
Unclassified Purposes (Including contingent)	
.....	25.50
SUB-TOTAL—Municipal functions..	\$177,264.37
Per Capita—Municipal functions	
.....	\$24.27
Capital imp'ts and capital imp't fund	\$117,000.00
Debt Service	
Principal payments ..	\$10,000.00
Interest payments ..	8,720.00
Total	18,720.00
Per Capita Debt Service	
.....	\$2.56
Deferred Charges and Statutory Expenditures	
Emergencies	\$1,960.00
Other deferred chgs.	41,827.15
Total	43,787.15
TOTAL—Municipal expenditures ...	\$356,771.52
Required Payments for Local School, County, and Special District Taxes	
.....	353,117.62
TOTAL EXPENDITURES AND REQUIRED PAYMENTS	\$709,889.14
Reserve for uncollected taxes	\$78,000.00
GRAND TOTAL—Budget	\$787,889.14
RECEIPTS AND REVENUES REALIZED IN 1956 TO MEET EXPENDITURES AND REQUIRED PAYMENTS	
Surplus revenue appropriated ..	\$153,039.00
Miscellaneous revenues realized ..	236,180.01
State aid revenues realized	13,966.00
Delinquent taxes including	
liens—1956 collections	67,333.06
Current taxes—1956 collections ..	376,144.69
Emergency borrowings
TOTAL RECEIPTS AND REVENUES REALIZED	\$846,662.76

CAPITAL OUTLAY—1956

Beaches and boardwalks
Buildings and equipment
Parks and playgrounds
Sewers
Streets, roads and bridges
Water supply
Other

Tax rate	\$8.52
Local school tax rate	5.75
County tax rate	1.40
Local purpose tax rate	1.37
TAXES	
Local school tax ...	\$283,814.45
County taxes	69,303.17
Special district taxes
Local purpose levy	\$353,117.62
.....	67,000.00
Total tax levy (tax duplicate) ..	\$420,117.62
Per Capita Total Tax Levy	\$57.52
Current	
1956 taxes levied (total)	\$450,084.59
Collected in 1956	376,144.69
Per cent of levy collected in 1956 ...	83.57
Transferred to liens	6,395.21
Cancelled, abated or adjusted	2,073.45
Outstanding December 31, 1956 ..	\$65,471.24
All Prior Years Outstanding	
Balance January 1, 1956	\$80,223.89
Collected in 1956	61,136.71
Balance December 31, 1956	\$15,366.22
Tax Title Liens Outstanding	
Balance January 1, 1956	\$129,338.68
Redeemed by cash	6,196.35
Balance December 31, 1956	\$112,753.04
Property Acquired by Deed or Foreclosure	
Balance January 1, 1956	\$26,155.00
Sale for cash	75,671.00
Balance December 31, 1956	\$15,705.20

CAPITAL DEBT, DECEMBER 31, 1956

Gross Debt	
School debt	\$984,000.00
Self-liquidating debt.
Other capital debt ..	208,000.00
TOTAL GROSS DEBT	\$1,192,000.00
Per Capita Gross Debt	
.....	\$163.20
Deductions for	
School debt	\$250,564.00
Self-liquidating debt.
Other capital debt
TOTAL DEDUCTIONS	250,564.00
NET DEBT	\$941,436.00
Average Assessed Valuations	
Real Property 1954-1955-1956 ..	\$4,176,070.00
Per Cent of Net Debt	22.54

CURRENT FINANCES DECEMBER 31, 1956

Cash	\$167,696.14
Taxes receivable	80,837.46
Tax title liens	112,753.04
Foreclosed property	15,705.20
Other receivables	77,805.31
State road aid receivable
Emergencies and deferred charges ..	30,000.00
TOTAL ASSETS	\$484,797.15
Cash liabilities	\$65,211.26
Reserves for receivables	287,101.01
Surplus revenue	132,484.88
TOTAL LIABILITIES AND SURPLUS	\$484,797.15

DOVER TOWN—MORRIS COUNTY

Population Census, 1950—11,174

Land Area 2.3 sq. mi.

Net Valuation Taxable \$12,746,146

EXPENDITURES AND REQUIRED PAYMENTS FOR 1956

General Government	
Administrative and executive	\$23,342.83
Assessment and collection of taxes	25,106.01
Finance Department	2,143.29
Protection to Persons & Property	
Fire	27,708.91
Police	106,723.28
Other	
Streets and Roads	
Repairs and maintenance	67,260.29
Street lighting	23,584.34
Sanitation	
Street cleaning	4,458.41
Garbage and ash removal	32,397.72
Sewers	11,349.97
Health and Charities	
Health service	20,491.10
Welfare—public assistance	5,458.18
Hospitals (aid and maintenance)	4,000.00
Other	600.00
Recreation	
Beaches and boardwalks	
Parks and playgrounds	22,572.44
Other	
Educational	
(Exclusive of school districts)	18,928.19
Unclassified Purposes	
(Including contingent)	3,246.25
SUB-TOTAL—Municipal functions..	\$399,371.21

Per Capita—Municipal functions	\$35.74
Capital imp'ts and capital imp't fund	\$1,000.00
Debt Service	
Principal payments	\$30,000.00
Interest payments	9,423.20

Total 39,423.20

Per Capita Debt Service \$3.53

Deferred Charges and Statutory Expenditures	
Emergencies	\$4,400.00
Other deferred chgs.	29,012.58
Total	33,412.58

TOTAL—Municipal expenditures . . . \$473,206.99

Required Payments for Local School, County, and Special District Taxes 785,246.70

TOTAL EXPENDITURES AND REQUIRED PAYMENTS \$1,258,453.69

Reserve for uncollected taxes \$43,142.31

GRAND TOTAL—Budget \$1,301,596.00

RECEIPTS AND REVENUES REALIZED IN 1956 TO MEET EXPENDITURES AND REQUIRED PAYMENTS

Surplus revenue appropriated	\$38,919.43
Miscellaneous revenues realized	177,661.68
State aid revenues realized	10,122.96
Delinquent taxes including	
liens—1956 collections	27,969.82
Current taxes—1956 collections..	1,035,977.92
Emergency borrowings	
TOTAL RECEIPTS AND REVENUES REALIZED	\$1,290,651.81

CAPITAL OUTLAY—1956

Beaches and boardwalks	
Buildings and equipment	
Parks and playgrounds	
Sewers	
Streets, roads and bridges	\$33,901.98
Water supply	
Other	

Tax rate	\$8.28
Local school tax rate	4.90
County tax rate	1.26
Local purpose tax rate	2.12

TAXES

Local school tax	\$624,592.57
County taxes	160,654.13
Special district taxes	
Local purpose levy	\$785,246.70
	277,435.69
Total tax levy (tax duplicate) ..	\$1,062,682.39

Per Capita Total Tax Levy \$95.10

Current

1956 taxes levied (total)	\$1,066,393.44
Collected in 1956	1,035,977.92
Per cent of levy collected in 1956	97.14
Transferred to liens	1,580.76
Cancelled, abated or adjusted	3,584.10
Outstanding December 31, 1956	\$25,250.66

All Prior Years Outstanding

Balance January 1, 1956	\$34,241.32
Collected in 1956	27,219.82
Balance December 31, 1956	\$5,155.52

Tax Title Liens Outstanding

Balance January 1, 1956	\$9,046.40
Redeemed by cash	750.00
Balance December 31, 1956	\$9,382.38

Property Acquired by Deed or Foreclosure

Balance January 1, 1956	\$9,475.00
Sale for cash	1,550.00
Balance December 31, 1956	\$9,660.00

CAPITAL DEBT, DECEMBER 31, 1956

Gross Debt

School debt	\$1,899,000.00
Self-liquidating debt.	9,000.00
Other capital debt	526,500.00

TOTAL GROSS DEBT \$2,434,500.00

Per Capita Gross Debt \$217.87

Deductions for

School debt	\$858,740.00
Self-liquidating debt.	9,000.00
Other capital debt	

TOTAL DEDUCTIONS 867,740.00

NET DEBT \$1,566,760.00

Average Assessed Valuations

Real Property 1954-1955-1956..	\$10,734,251.00
Per Cent of Net Debt	14.59

CURRENT FINANCES DECEMBER 31, 1956

Cash	\$44,510.31
Taxes receivable	30,406.18
Tax title liens	9,382.38
Foreclosed property	9,660.00
Other receivables	357.00
State road aid receivable	13,361.43
Emergencies and deferred charges	14,800.00
TOTAL ASSETS	\$122,477.30
Cash liabilities	\$24,600.17
Reserves for receivables	49,805.56
Surplus revenue	48,071.57

TOTAL LIABILITIES AND SURPLUS \$122,477.30

DOVER TOWNSHIP—OCEAN COUNTY

Population Census, 1950—7,707 Land Area 44.1 sq. mi. Net Valuation Taxable \$12,843,275

EXPENDITURES AND REQUIRED PAYMENTS FOR 1956	
General Government	
Administrative and executive	\$81,210.00
Assessment and collection of taxes	41,850.00
Finance Department	3,750.00
Protection to Persons & Property	
Fire	9,000.00
Police	97,093.00
Other
Streets and Roads	
Repairs and maintenance	120,880.76
Street lighting	25,000.00
Sanitation	
Street cleaning	7,579.00
Garbage and ash removal	87,000.00
Sewers
Health and Charities	
Health service	7,600.00
Welfare—public assistance	6,207.00
Hospitals (aid and maintenance)
Other
Recreation	
Beaches and boardwalks
Parks and playgrounds	22,750.00
Other
Educational (Exclusive of school districts) ..	
.....	14,275.00
Unclassified Purposes (Including contingent)	
.....	11,455.00
SUB-TOTAL—Municipal functions..	\$535,649.76
Per Capita—Municipal functions ...	
.....	\$69.50
Capital imp'ts and capital imp't fund	\$107,000.00
Debt Service	
Principal payments ..	\$19,000.00
Interest payments ..	6,280.50
Total	25,280.50
Per Capita Debt Service	
.....	\$3.28
Deferred Charges and Statutory Expenditures	
Emergencies	\$13,995.64
Other deferred chgs.	13,791.00
Total	27,786.64
TOTAL—Municipal expenditures ...	\$695,716.90
Required Payments for Local School, County, and Special District Taxes	
.....	1,250,004.98
TOTAL EXPENDITURES AND REQUIRED PAYMENTS	\$1,945,721.88
Reserve for uncollected taxes	\$175,000.00
GRAND TOTAL—Budget	\$2,120,721.88

RECEIPTS AND REVENUES REALIZED IN 1956 TO MEET EXPENDITURES AND REQUIRED PAYMENTS	
Surplus revenue appropriated ..	\$200,000.00
Miscellaneous revenues realized.	246,667.67
State aid revenues realized	14,108.10
Delinquent taxes including	
liens—1956 collections	100,410.02
Current taxes—1956 collections..	1,496,027.55
Emergency borrowings
TOTAL RECEIPTS AND REVENUES REALIZED	\$2,057,213.34
CAPITAL OUTLAY—1956	
Beaches and boardwalks
Buildings and equipment	\$5,626.50
Parks and playgrounds
Sewers
Streets, roads and bridges	68,437.90
Water supply
Other	74,134.75

Tax rate	\$11.86
Local school tax rate	6.44
County tax rate	2.80
Local purpose tax rate	2.62
TAXES	
Local school tax ...	\$827,639.17
County taxes	359,365.81
Special district taxes	63,000.00
Local purpose levy	\$1,250,004.98
.....	343,323.44
Total tax levy (tax duplicate) ..	\$1,593,328.42
Per Capita Total Tax Levy	\$206.74
Current	
1956 taxes levied (total)	\$1,645,632.85
Collected in 1956	1,496,027.55
Per cent of levy collected in 1956 ...	90.90
Transferred to liens	600.00
Cancelled, abated or adjusted	9,000.00
Outstanding December 31, 1956 ..	\$140,005.30
All Prior Years Outstanding	
Balance January 1, 1956	\$106,832.23
Collected in 1956	100,084.21
Balance December 31, 1956	\$5,629.10
Tax Title Liens Outstanding	
Balance January 1, 1956	\$3,322.75
Redeemed by cash	325.81
Balance December 31, 1956	\$2,065.89
Property Acquired by Deed or Foreclosure	
Balance January 1, 1956	\$59,509.05
Sale for cash	325.00
Balance December 31, 1956	\$58,285.42

CAPITAL DEBT, DECEMBER 31, 1956	
Gross Debt	
School debt	\$1,226,004.00
Self-liquidating debt.
Other capital debt ..	218,000.00
TOTAL GROSS DEBT	\$1,444,004.00
Per Capita Gross Debt	\$187.36
Deductions for	
School debt	\$825,271.00
Self-liquidating debt.
Other capital debt
TOTAL DEDUCTIONS	825,271.00
NET DEBT	\$618,733.00
Average Assessed Valuations	
Real Property 1954-1955-1956..	\$10,315,892.00
Per Cent of Net Debt	5.99

CURRENT FINANCES DECEMBER 31, 1956	
Cash	\$559,842.35
Taxes receivable	145,634.40
Tax title liens	2,065.89
Foreclosed property	58,285.42
Other receivables	414,505.23
State road aid receivable	51,196.54
Emergencies and deferred charges ..	2,466.76
TOTAL ASSETS	\$1,233,996.59
Cash liabilities	\$248,620.72
Reserves for receivables	620,490.94
Surplus revenue	364,884.93
TOTAL LIABILITIES AND SURPLUS	\$1,233,996.59

DOWNE TOWNSHIP—CUMBERLAND COUNTY

Population Census, 1950—1,786

Land Area 55.8 sq. mi.

Net Valuation Taxable \$974,787

EXPENDITURES AND REQUIRED PAYMENTS FOR 1956

General Government	
Administrative and executive	\$4,016.90
Assessment and collection of taxes	3,650.00
Finance Department	250.00
Protection to Persons & Property	
Fire	950.00
Police	950.00
Other
Streets and Roads	
Repairs and maintenance	14,200.87
Street lighting	2,800.00
Sanitation	
Street cleaning
Garbage and ash removal	450.00
Sewers
Health and Charities	
Health service	627.00
Welfare—public assistance	1,260.00
Hospitals (aid and maintenance)
Other
Recreation	
Beaches and boardwalks
Parks and playgrounds
Other
Educational	
(Exclusive of school districts)
Unclassified Purposes	
(Including contingent)	500.00
SUB-TOTAL—Municipal functions..	\$28,704.77

Per Capita—Municipal functions	\$16.07
Capital imp'ts and capital imp't fund	\$8,888.88
Debt Service	
Principal payments
Interest payments
Total

Per Capita Debt Service	
Deferred Charges and Statutory Expenditures	
Emergencies
Other deferred chgs.	\$150.00
Total	150.00

TOTAL—Municipal expenditures ..	\$37,743.65
--	--------------------

Required Payments for Local School, County, and Special District Taxes	85,802.44
---	------------------

TOTAL EXPENDITURES AND REQUIRED PAYMENTS	\$123,546.09
---	---------------------

Reserve for uncollected taxes	\$22,858.41
GRAND TOTAL—Budget	\$146,404.50

RECEIPTS AND REVENUES REALIZED IN 1956 TO MEET EXPENDITURES AND REQUIRED PAYMENTS

Surplus revenue appropriated ..	\$14,000.00
Miscellaneous revenues realized ..	21,787.98
State aid revenues realized	18,456.00
Delinquent taxes including	
liens—1956 collections	10,636.54
current taxes—1956 collections..	73,289.73
Emergency borrowings
TOTAL RECEIPTS AND REVENUES REALIZED	\$138,170.25

CAPITAL OUTLAY—1956

Beaches and boardwalks
Buildings and equipment
Parks and playgrounds
Sewers
Streets, roads and bridges
Water supply
Other

Tax rate	\$8.49
Local school tax rate	6.47
County tax rate	1.82
Local purpose tax rate	0.20

TAXES

Local school tax ...	\$63,035.14
County taxes	17,754.30
Special district taxes	5,013.00
Local purpose levy	\$85,802.44
Total tax levy (tax duplicate) ..	\$87,748.50

Per Capita Total Tax Levy

Current	\$49.13
1956 taxes levied (total)	\$88,329.90
Collected in 1956	73,289.73
Per cent of levy collected in 1956 ...	82.97
Transferred to liens	952.56
Cancelled, abated or adjusted	737.36
Outstanding December 31, 1956 ..	\$13,350.25

All Prior Years Outstanding	
Balance January 1, 1956	\$13,516.59
Collected in 1956	10,329.48
Balance December 31, 1956	\$2,566.53

Tax Title Liens Outstanding	
Balance January 1, 1956	\$7,755.05
Redeemed by cash	307.06
Balance December 31, 1956	8,517.90

Property Acquired by Deed or Foreclosure	
Balance January 1, 1956	\$2,545.00
Sale for cash	350.00
Balance December 31, 1956	\$2,545.00

CAPITAL DEBT, DECEMBER 31, 1956

Gross Debt	
School debt	\$87,000.00
Self-liquidating debt.
Other capital debt
TOTAL GROSS DEBT	\$87,000.00
Per Capita Gross Debt	\$48.71

Deductions for	
School debt	\$75,740.00
Self-liquidating debt.
Other capital debt
TOTAL DEDUCTIONS	75,740.00
NET DEBT	\$11,260.00

Average Assessed Valuations	
Real Property 1954-1955-1956..	\$848,995.00
Per Cent of Net Debt	1.32

CURRENT FINANCES DECEMBER 31, 1956

Cash	\$57,005.27
Taxes receivable	15,916.78
Tax title liens	8,517.90
Foreclosed property	2,545.00
Other receivables	160.50
State road aid receivable	4,019.88
Emergencies and deferred charges ..	500.00
TOTAL ASSETS	\$88,665.33
Cash liabilities	\$23,030.15
Reserves for receivables	27,140.18
Surplus revenue	38,495.00
TOTAL LIABILITIES AND SURPLUS	\$88,665.33

DUMONT BOROUGH—BERGEN COUNTY

Population Census, 1950—13,013 Land Area 1.8 sq. ml. Net Valuation Taxable \$13,707,968

EXPENDITURES AND REQUIRED PAYMENTS FOR 1956	
General Government	
Administrative and executive	\$49,155.00
Assessment and collection of taxes	17,400.00
Finance Department	2,900.00
Protection to Persons & Property	
Fire	42,500.00
Police	136,715.00
Other	6,310.00
Streets and Roads	
Repairs and maintenance	107,980.00
Street lighting	17,000.00
Sanitation	
Street cleaning	7,855.00
Garbage and ash removal	64,925.00
Sewers	41,775.00
Health and Charities	
Health service	7,855.00
Welfare—public assistance	2,860.00
Hospitals (aid and maintenance)
Other
Recreation	
Beaches and boardwalks
Parks and playgrounds	16,395.00
Other
Educational	
(Exclusive of school districts)	16,500.00
Unclassified Purposes	
(Including contingent)	3,280.62
SUB-TOTAL—Municipal functions..	\$533,550.62
Per Capita—Municipal functions	\$41.00
Capital imp'ts and capital imp't fund	\$15,000.00
Debt Service	
Principal payments	\$74,465.31
Interest payments	16,333.00
Total	90,798.31
Per Capita Debt Service \$6.98	
Deferred Charges and Statutory Expenditures	
Emergencies
Other deferred chgs.	\$20,074.34
Total	20,074.34
TOTAL—Municipal expenditures	\$659,423.27
Required Payments for Local School, County, and Special District Taxes	
	1,020,950.98
TOTAL EXPENDITURES AND REQUIRED PAYMENTS	\$1,680,374.25
Reserve for uncollected taxes	\$51,797.88
GRAND TOTAL—Budget	\$1,732,172.13
RECEIPTS AND REVENUES REALIZED IN 1956 TO MEET EXPENDITURES AND REQUIRED PAYMENTS	
Surplus revenue appropriated	\$110,000.00
Miscellaneous revenues realized	151,985.37
State aid revenues realized	9,144.00
Delinquent taxes including
liens—1956 collections	30,180.04
Current taxes—1956 collections..	1,410,809.55
Emergency borrowings
TOTAL RECEIPTS AND REVENUES REALIZED	\$1,712,118.96
CAPITAL OUTLAY—1956	
Beaches and boardwalks
Buildings and equipment	\$179,719.80
Parks and playgrounds
Sewers
Streets, roads and bridges	475.80
Water supply
Other

Tax rate	\$10.64
Local school tax rate	6.23
County tax rate	1.22
Local purpose tax rate	3.19
TAXES	
Local school tax	\$853,716.10
County taxes	167,234.88
Special district taxes
Local purpose levy	438,077.15
Total tax levy (tax duplicate)	\$1,459,028.13
Per Capita Total Tax Levy	\$112.12
Current	
1956 taxes levied (total)	\$1,483,841.75
Collected in 1956	1,410,809.55
Per cent of levy collected in 1956	95.07
Transferred to liens	550.62
Cancelled, abated or adjusted	21,916.44
Outstanding December 31, 1956	\$50,565.14
All Prior Years Outstanding	
Balance January 1, 1956	\$35,285.69
Collected in 1956	29,650.67
Balance December 31, 1956	\$5,456.77
Tax Title Liens Outstanding	
Balance January 1, 1956	\$11,149.48
Redeemed by cash	529.37
Balance December 31, 1956	\$9,511.89
Property Acquired by Deed or Foreclosure	
Balance January 1, 1956	\$62,841.00
Sale for cash	8,793.50
Balance December 31, 1956	\$58,948.50
CAPITAL DEBT, DECEMBER 31, 1956	
Gross Debt	
School debt	\$1,197,500.00
Self-liquidating debt
Other capital debt	624,275.00
TOTAL GROSS DEBT	\$1,821,775.00
Per Capita Gross Debt	\$139.99
Deductions for	
School debt	\$949,208.00
Self-liquidating debt
Other capital debt	300.00
TOTAL DEDUCTIONS	949,508.00
NET DEBT	\$872,267.00
Average Assessed Valuations	
Real Property 1954-1955-1956..	\$11,865,100.00
Per Cent of Net Debt	7.35
CURRENT FINANCES DECEMBER 31, 1956	
Cash	\$318,608.14
Taxes receivable	56,021.91
Tax title liens	8,511.89
Foreclosed property	58,948.50
Other receivables	25.00
State road aid receivable
Emergencies and deferred charges
TOTAL ASSETS	\$443,115.44
Cash liabilities	\$33,059.62
Reserves for receivables	124,507.30
Surplus revenue	285,548.52
TOTAL LIABILITIES AND SURPLUS	\$443,115.44

DUNELLEN BOROUGH—MIDDLESEX COUNTY

Population Census, 1950—6,291

Land Area 1.0 sq. mi.

Net Valuation Taxable \$5,906,714

EXPENDITURES AND RE-REQUIRED PAYMENTS FOR 1956	
General Government	
Administrative and executive	\$29,096.00
Assessment and collection of taxes	6,427.00
Finance Department	4,420.00
Protection to Persons & Property	
Fire	19,420.00
Police	69,876.00
Other
Streets and Roads	
Repairs and maintenance	33,385.00
Street lighting	9,600.00
Sanitation	
Street cleaning
Garbage and ash removal
Sewers	21,099.00
Health and Charities	
Health service	6,058.00
Welfare—public assistance	6,080.00
Hospitals (aid and maintenance)	600.00
Other
Recreation	
Beaches and boardwalks
Parks and playgrounds	1,600.00
Other	10,468.00
Educational	
(Exclusive of school districts) ..	3,454.00
Unclassified Purposes	
(Including contingent)	3,900.00
SUB-TOTAL—Municipal functions..	\$225,483.00
Per Capita—Municipal functions	
.....	\$35.84
Capital imp'ts and capital imp't fund	\$22,575.75
Debt Service	
Principal payments ..	\$18,000.00
Interest payments ..	4,643.75
Total	22,643.75
Per Capita Debt Service	
.....	\$3.60
Deferred Charges and Statutory Expenditures	
Emergencies	\$5,484.53
Other deferred chgs.	92,757.00
Total	98,241.53
TOTAL—Municipal expenditures ...	\$368,944.03
Required Payments for Local School, County, and Special District Taxes	
.....	279,582.09
TOTAL EXPENDITURES AND REQUIRED PAYMENTS	\$648,526.12
Reserve for uncollected taxes	\$33,723.57
GRAND TOTAL—Budget	\$682,249.69
RECEIPTS AND REVENUES REALIZED IN 1956 TO MEET EXPENDITURES AND RE-REQUIRED PAYMENTS	
Surplus revenue appropriated
Miscellaneous revenues realized ..	\$73,218.43
State aid revenues realized	19,363.27
Delinquent taxes including	
Liens—1956 collections	25,310.69
Current taxes—1956 collections ..	555,216.74
Emergency borrowings
TOTAL RECEIPTS AND REVENUES REALIZED	\$673,109.13
CAPITAL OUTLAY—1956	
Beaches and boardwalks
Buildings and equipment	\$831.32
Parks and playgrounds	6,892.94
Sewers	11,808.26
Streets, roads and bridges	85,880.34
Water supply
Other	3,977.63

Tax rate	\$9.75
Local school tax rate	2.59
County tax rate	2.14
Local purpose tax rate	5.02
TAXES	
Local school tax ...	\$153,090.76
County taxes	126,491.33
Special district taxes
Local purpose levy	\$279,582.09
Total tax levy (tax duplicate) ..	\$579,092.94
Per Capita Total Tax Levy	
.....	\$92.05
Current	
1956 taxes levied (total)	\$581,198.90
Collected in 1956	555,216.74
Per cent of levy col-lected in 1956 ...	95.52
Transferred to liens	268.16
Cancelled, abated or adjusted
Outstanding December 31, 1956 ..	\$25,714.00
All Prior Years Outstanding	
Balance January 1, 1956	\$42,938.45
Collected in 1956	24,371.75
Balance December 31, 1956	\$17,051.19
Tax Title Liens Outstanding	
Balance January 1, 1956	\$5,478.69
Redeemed by cash	938.94
Balance December 31, 1956	\$4,807.91
Property Acquired by Deed or Foreclosure	
Balance January 1, 1956	\$14,120.00
Sale for cash	6,240.00
Balance December 31, 1956	\$12,770.00
CAPITAL DEBT, DECEMBER 31, 1956	
Gross Debt	
School debt	\$19,000.00
Self-liquidating debt.
Other capital debt ..	339,575.00
TOTAL GROSS DEBT	\$358,575.00
Per Capita Gross Debt	
.....	\$57.00
Deductions for	
School debt ...	\$19,000.00
Self-liquidating debt.
Other capital debt ..	10,402.00
TOTAL DEDUCTIONS	29,402.00
NET DEBT	\$329,173.00
Average Assessed Valuations	
Real Property 1954-1955-1956 ..	\$5,159,459.00
Per Cent of Net Debt	6.37
CURRENT FINANCES DECEMBER 31, 1956	
Cash	\$43,891.08
Taxes receivable	42,765.19
Tax title liens	4,807.91
Foreclosed property	12,770.00
Other receivables	16,873.75
State road aid receivable	15,534.25
Emergencies and deferred charges ..	6,045.25
TOTAL ASSETS	\$142,687.43
Cash liabilities	\$26,729.45
Reserves for receivables	77,216.85
Surplus revenue	38,741.13
TOTAL LIABILITIES AND SURPLUS	\$142,687.43

EAGLESWOOD TOWNSHIP—OCEAN COUNTY

Population Census, 1950—623 Land Area 17.1 sq. mi. Net Valuation Taxable \$274,885

EXPENDITURES AND REQUIRED PAYMENTS FOR 1956	
General Government	
Administrative and executive	\$5,343.85
Assessment and collection of taxes	1,008.19
Finance Department	200.00
Protection to Persons & Property	
Fire	1,750.00
Police	250.00
Other
Streets and Roads	
Repairs and maintenance	2,197.96
Street lighting	3,100.00
Sanitation	
Street cleaning
Garbage and ash removal	1,300.00
Sewers
Health and Charities	
Health service	200.00
Welfare—public assistance	375.00
Hospitals (aid and maintenance)
Other	400.00
Recreation	
Beaches and boardwalks
Parks and playgrounds
Other
Educational (Exclusive of school districts)	
Unclassified Purposes (Including contingent)	
	50.00
SUB-TOTAL—Municipal functions..	\$16,175.00
Per Capita—Municipal functions \$25.96	
Capital imp'ts and capital imp't fund
Debt Service	
Principal payments
Interest payments
Total
Per Capita Debt Service	
Deferred Charges and Statutory Expenditures	
Emergencies	\$200.00
Other deferred chgs.	992.46
Total	\$1,192.46
TOTAL—Municipal expenditures	\$17,367.46
Required Payments for Local School, County, and Special District Taxes	
	29,753.50
TOTAL EXPENDITURES AND REQUIRED PAYMENTS	\$47,120.96
Reserve for uncollected taxes	\$5,355.73
GRAND TOTAL—Budget	\$52,476.99
RECEIPTS AND REVENUES REALIZED IN 1956 TO MEET EXPENDITURES AND REQUIRED PAYMENTS	
Surplus revenue appropriated	\$8,500.00
Miscellaneous revenues realized	12,140.02
State aid revenues realized	1,785.00
Delinquent taxes including liens—1956 collections	
	4,126.94
Current taxes—1956 collections..	26,017.56
Emergency borrowings
TOTAL RECEIPTS AND REVENUES REALIZED	\$52,569.52
CAPITAL OUTLAY—1956	
Beaches and boardwalks
Buildings and equipment
Parks and playgrounds
Sewers
Streets, roads and bridges
Water supply
Other

Tax rate	\$10.83
Local school tax rate	7.28
County tax rate	3.55
Local purpose tax rate
TAXES	
Local school tax	\$20,000.00
County taxes	9,753.50
Special district taxes
Local purpose levy	\$29,753.50
Total tax levy (tax duplicate)	\$29,753.50
Per Capita Total Tax Levy	\$47.76
Current	
1956 taxes levied (total)	\$30,556.14
Collected in 1956	26,017.56
Per cent of levy collected in 1956	85.14
Transferred to liens	108.34
Cancelled, abated or adjusted	250.18
Outstanding December 31, 1956	\$4,180.06
All Prior Years Outstanding	
Balance January 1, 1956	\$3,852.07
Collected in 1956	3,759.09
Balance December 31, 1956	\$45.63
Tax Title Liens Outstanding	
Balance January 1, 1956	\$4,056.64
Redeemed by cash
Balance December 31, 1956	\$3,796.53
Property Acquired by Deed or Foreclosure	
Balance January 1, 1956	\$1,395.00
Sale for cash
Balance December 31, 1956	\$1,395.00
CAPITAL DEBT, DECEMBER 31, 1956	
Gross Debt	
School debt
Self-liquidating debt	367.85
Other capital debt
TOTAL GROSS DEBT
Per Capita Gross Debt	
Deductions for	
School debt
Self-liquidating debt
Other capital debt
TOTAL DEDUCTIONS
NET DEBT
Average Assessed Valuations	
Real Property 1954-1955-1956	\$249,330.00
Per Cent of Net Debt
CURRENT FINANCES DECEMBER 31, 1956	
Cash	\$33,890.31
Taxes receivable	4,225.69
Tax title liens	3,796.53
Foreclosed property	1,395.00
Other receivables	39.90
State road aid receivable
Emergencies and deferred charges	400.00
TOTAL ASSETS	\$43,747.43
Cash liabilities	\$10,418.08
Reserves for receivables	9,457.12
Surplus revenue	23,872.23
TOTAL LIABILITIES AND SURPLUS	\$43,747.43

EASTAMPTON TOWNSHIP—BURLINGTON COUNTY

Population Census, 1950—692

Land Area 5.73 sq. mi.

Net Valuation Taxable \$526,821

EXPENDITURES AND REQUIRED PAYMENTS FOR 1956

General Government	
Administrative and executive	\$5,330.00
Assessment and collection of taxes	1,200.00
Finance Department
Protection to Persons & Property	
Fire	650.00
Police	400.00
Other
Streets and Roads	
Repairs and maintenance	3,170.00
Street lighting	1,500.00
Sanitation	
Street cleaning
Garbage and ash removal	25.00
Sewers
Health and Charities	
Health service	266.52
Welfare—public assistance	150.00
Hospitals (aid and maintenance)
Other
Recreation	
Beaches and boardwalks
Parks and playgrounds	100.00
Other
Educational	
(Exclusive of school districts)
Unclassified Purposes	
(Including contingent)	300.00
SUB-TOTAL—Municipal functions..	\$13,091.52

Per Capita—Municipal functions	
	\$18.92
Capital imp'ts and capital imp't fund	\$1,000.00
Debt Service	
Principal payments
Interest payments
Total
Per Capita Debt Service	

Deferred Charges and Statutory Expenditures	
Emergencies
Other deferred chgs. ..	\$5,161.40
Total	5,161.40

TOTAL—Municipal expenditures ... \$19,252.92

Required Payments for Local School, County, and Special District Taxes

55,674.58

TOTAL EXPENDITURES AND REQUIRED PAYMENTS

\$74,927.50

Reserve for uncollected taxes

\$9,828.60

GRAND TOTAL—Budget

\$84,756.10

RECEIPTS AND REVENUES REALIZED IN 1956 TO MEET EXPENDITURES AND REQUIRED PAYMENTS

Surplus revenue appropriated ..	\$11,000.00
Miscellaneous revenues realized ..	20,560.47
State aid revenues realized	1,862.00
Delinquent taxes including	
Liens—1956 collections	4,661.07
Current taxes—1956 collections..	50,629.92
Emergency borrowings

TOTAL RECEIPTS AND REVENUES REALIZED

\$88,713.46

CAPITAL OUTLAY—1956

Beaches and boardwalks
Buildings and equipment
Parks and playgrounds
Sewers
Streets, roads and bridges
Water supply
Other

Tax rate	\$10.58
Local school tax rate	8.21
County tax rate	2.37
Local purpose tax rate

TAXES

Local school tax ...	\$43,219.55	
County taxes	12,455.03	
Special district taxes	
Local purpose levy	\$55,674.58
Total tax levy (tax duplicate) ..		\$55,674.58

Per Capita Total Tax Levy

\$80.45

Current

1956 taxes levied (total)	\$56,284.10
Collected in 1956	50,629.92
Per cent of levy collected in 1956 ...	89.95
Transferred to liens
Cancelled, abated or adjusted	126.96
Outstanding December 31, 1956 ..	\$5,527.22

All Prior Years Outstanding

Balance January 1, 1956	\$4,748.97
Collected in 1956	4,661.07
Balance December 31, 1956	\$21.04

Tax Title Liens Outstanding

Balance January 1, 1956
Redeemed by cash
Balance December 31, 1956

Property Acquired by Deed or Foreclosure

Balance January 1, 1956
Sale for cash
Balance December 31, 1956

CAPITAL DEBT, DECEMBER 31, 1956

Gross Debt	
School debt	\$218,845.00
Self-liquidating debt
Other capital debt
TOTAL GROSS DEBT	\$218,845.00
Per Capita Gross Debt	\$316.25

Deductions for

School debt	\$85,632.00
Self-liquidating debt
Other capital debt
TOTAL DEDUCTIONS	85,632.00
NET DEBT	\$133,213.00

Average Assessed Valuations

Real Property 1954-1955-1956..	\$363,124.00
Per Cent of Net Debt	36.68

CURRENT FINANCES DECEMBER 31, 1956

Cash	\$58,807.55
Taxes receivable	5,548.26
Tax title liens
Foreclosed property
Other receivables	667.29
State road aid receivable
Emergencies and deferred charges ..	106.52
TOTAL ASSETS	\$65,129.62

Cash liabilities	\$6,035.12
Reserves for receivables	6,215.55
Surplus revenue	52,878.95
TOTAL LIABILITIES AND SURPLUS	\$65,129.62

EAST AMWELL TOWNSHIP—HUNTERDON COUNTY

Population Census, 1950—1,525 Land Area 27.8 sq. mi. Net Valuation Taxable \$1,937,143

EXPENDITURES AND RE-REQUIRED PAYMENTS FOR 1956	
General Government	
Administrative and executive	\$7,100.00
Assessment and collection of taxes	1,675.00
Finance Department
Protection to Persons & Property	
Fire	2,050.00
Police	1,600.00
Other
Streets and Roads	
Repairs and maintenance	25,235.56
Street lighting	100.00
Sanitation	
Street cleaning
Garbage and ash removal
Sewers
Health and Charities	
Health service	1,368.00
Welfare—public assistance	1,625.00
Hospitals (aid and maintenance)
Other
Recreation	
Beaches and boardwalks
Parks and playgrounds
Other
Educational (Exclusive of school districts) ..	
.....
Unclassified Purposes (Including contingent)	
.....	450.00
SUB-TOTAL—Municipal functions..	\$41,203.56
Per Capita—Municipal functions	
.....	\$27.02
Capital imp'ts and capital imp't fund	\$6,200.00
Debt Service	
Principal payments
Interest payments
Total
Per Capita Debt Service	
.....
Deferred Charges and Statutory Expenditures	
Emergencies	\$2,500.00
Other deferred chgs.	1,150.00
Total	3,650.00
TOTAL—Municipal expenditures ...	\$51,053.56
Required Payments for Local School, County, and Special District Taxes	
.....	158,118.50
TOTAL EXPENDITURES AND REQUIRED PAYMENTS	\$209,172.16
Reserve for uncollected taxes	\$37,045.23
GRAND TOTAL—Budget	\$246,217.29
RECEIPTS AND REVENUES REALIZED IN 1956 TO MEET EXPENDITURES AND REQUIRED PAYMENTS	
Surplus revenue appropriated ..	\$30,000.00
Miscellaneous revenues realized ..	16,709.53
State aid revenues realized	5,522.00
Delinquent taxes including	
liens—1956 collections	19,511.64
Current taxes—1956 collections..	149,915.80
Emergency borrowings
TOTAL RECEIPTS AND REVENUES REALIZED	\$221,658.97

CAPITAL OUTLAY—1956

Beaches and boardwalks
Buildings and equipment
Parks and playgrounds
Sewers
Streets, roads and bridges	\$20,976.07
Water supply
Other

Tax rate	\$9.50
Local school tax rate	6.29
County tax rate	1.85
Local purpose tax rate	1.36
TAXES	
Local school tax ...	\$121,860.64
County taxes	35,754.60
Special district taxes	503.26
Local purpose levy	\$158,118.50
.....	26,376.79
Total tax levy (tax duplicate) ..	\$184,495.29
Per Capita Total Tax Levy	
.....	\$120.98
Current	
1956 taxes levied (total)	\$184,921.42
Collected in 1956	149,915.80
Per cent of levy collected in 1956 ...	81.07
Transferred to liens	61.77
Cancelled, abated or adjusted	1,327.35
Outstanding December 31, 1956 ..	\$33,616.50
All Prior Years Outstanding	
Balance January 1, 1956	\$26,900.47
Collected in 1956	19,511.64
Balance December 31, 1956	\$7,328.28
Tax Title Liens Outstanding	
Balance January 1, 1956	\$430.45
Redeemed by cash
Balance December 31, 1956	\$492.22
Property Acquired by Deed or Foreclosure	
Balance January 1, 1956
Sale for cash
Balance December 31, 1956

CAPITAL DEBT, DECEMBER 31, 1956

Gross Debt	
School debt	\$405,612.00
Self-liquidating debt
Other capital debt
TOTAL GROSS DEBT	\$405,612.00
Per Capita Gross Debt	\$265.98
Deductions for	
School debt	\$314,421.00
Self-liquidating debt
Other capital debt
TOTAL DEDUCTIONS	314,421.00
NET DEBT	\$91,191.00
Average Assessed Valuations	
Real Property 1954-1955-1956..	\$1,580,151.00
Per Cent of Net Debt	5.77

CURRENT FINANCES DECEMBER 31, 1956

Cash	\$86,825.18
Taxes receivable	40,944.78
Tax title liens	492.22
Foreclosed property
Other receivables	15,000.00
State road aid receivable	976.97
Emergencies and deferred charges
TOTAL ASSETS	\$144,239.15
Cash liabilities	\$10,852.23
Reserves for receivables	56,437.00
Surplus revenue	76,949.92
TOTAL LIABILITIES AND SURPLUS	\$144,239.15

EAST BRUNSWICK TOWNSHIP—MIDDLESEX COUNTY

Population Census, 1950—5,699

Land Area 21.5 sq. mi.

Net Valuation Taxable \$9,077,512

EXPENDITURES AND REQUIRED PAYMENTS FOR 1956

General Government	
Administrative and executive	\$38,996.07
Assessment and collection of taxes	23,422.79
Finance Department	4,172.68
Protection to Persons & Property	
Fire	12,700.00
Police	70,166.22
Other
Streets and Roads	
Repairs and maintenance	127,646.99
Street lighting	26,400.00
Sanitation	
Street cleaning
Garbage and ash removal	57,500.00
Sewers
Health and Charities	
Health service	5,000.00
Welfare—public assistance	4,880.00
Hospitals (aid and maintenance)	1,000.00
Other
Recreation	
Beaches and boardwalks
Parks and playgrounds
Other	10,600.00
Educational	
(Exclusive of school districts)	800.00
Unclassified Purposes	
(Including contingent)	5,686.20
SUB-TOTAL—Municipal functions..	\$388,970.95

Per Capita—Municipal functions	\$68.25
Capital imp'ts and capital imp't fund	\$41,400.00
Debt Service	
Principal payments	\$5,000.00
Interest payments	952.00
Total	5,952.00

Per Capita Debt Service	\$1.04
Deferred Charges and Statutory Expenditures	
Emergencies	\$7,500.00
Other deferred chgs	21,525.57
Total	29,025.57
TOTAL—Municipal expenditures	\$465,347.92

Required Payments for Local School, County, and Special District Taxes	882,806.37
---	-------------------

TOTAL EXPENDITURES AND REQUIRED PAYMENTS	\$1,348,154.29
---	-----------------------

Reserve for uncollected taxes	\$102,556.53
GRAND TOTAL—Budget	\$1,450,710.82

RECEIPTS AND REVENUES REALIZED IN 1956 TO MEET EXPENDITURES AND REQUIRED PAYMENTS

Surplus revenue appropriated	\$135,000.00
Miscellaneous revenues realized	329,471.30
State aid revenues realized	19,161.35
Delinquent taxes including	
liens—1956 collections	69,579.96
Current taxes—1956 collections	977,158.01
Emergency borrowings
TOTAL RECEIPTS AND REVENUES REALIZED	\$1,530,370.62

CAPITAL OUTLAY—1956

Beaches and boardwalks
Buildings and equipment
Parks and playgrounds
Sewers
Streets, roads and bridges
Water supply	\$39,877.20
Other

Tax rate	\$11.27
Local school tax rate	6.59
County tax rate	3.13
Local purpose tax rate	1.55

TAXES

Local school tax	\$598,360.93	
County taxes	284,445.44	
Special district taxes	
Local purpose levy	\$882,806.37	
	139,436.30	
Total tax levy (tax duplicate)	\$1,022,242.67	

Per Capita Total Tax Levy	\$179.37
--	-----------------

Current	
1956 taxes levied (total)	\$1,048,784.30
Collected in 1956	977,158.01
Per cent of levy collected in 1956	93.17
Transferred to liens	2,314.68
Cancelled, abated or adjusted
Outstanding December 31, 1956	\$69,311.61

All Prior Years Outstanding	
Balance January 1, 1956	\$102,673.61
Collected in 1956	65,284.15
Balance December 31, 1956	\$37,389.46

Tax Title Liens Outstanding	
Balance January 1, 1956	\$74,808.29
Redeemed by cash	4,295.81
Balance December 31, 1956	\$72,827.16

Property Acquired by Deed or Foreclosure	
Balance January 1, 1956	\$50,551.00
Sale for cash
Balance December 31, 1956	\$50,551.00

CAPITAL DEBT, DECEMBER 31, 1956

Gross Debt	
School debt	\$3,408,500.00
Self-liquidating debt	322,000.00
Other capital debt	79,000.00
TOTAL GROSS DEBT	\$3,809,500.00
Per Capita Gross Debt	\$668.45

Deductions for	
School debt	\$672,040.00
Self-liquidating debt	322,000.00
Other capital debt
TOTAL DEDUCTIONS	994,040.00
NET DEBT	\$2,815,460.00

Average Assessed Valuations	
Real Property 1954-1955-1956	\$8,400,495.00
Per Cent of Net Debt	33.51

CURRENT FINANCES DECEMBER 31, 1956

Cash	\$227,995.30
Taxes receivable	106,701.07
Tax title liens	72,827.16
Foreclosed property	50,551.00
Other receivables	14,842.53
State road aid receivable	18,543.87
Emergencies and deferred charges	83,242.53
TOTAL ASSETS	\$574,703.46

Cash liabilities	\$90,030.84
Reserves for receivables	244,921.76
Surplus revenue	239,750.86

TOTAL LIABILITIES AND SURPLUS	\$574,703.46
--	---------------------

EAST GREENWICH TOWNSHIP—GLOUCESTER COUNTY

Population Census, 1950—2,336

Land Area 11.76 sq. mi.

Net Valuation Taxable \$2,340,610

EXPENDITURES AND RE-REQUIRED PAYMENTS FOR 1956

General Government	
Administrative and executive	\$5,622.50
Assessment and collection of taxes	3,075.00
Finance Department	1,050.00
Protection to Persons & Property	
Fire	3,800.00
Police	7,815.42
Other
Streets and Roads	
Repairs and maintenance	20,200.00
Street lighting	3,500.00
Sanitation	
Street cleaning
Garbage and ash removal	720.00
Sewers
Health and Charities	
Health service	881.00
Welfare—public assistance	771.64
Hospitals (aid and maintenance)
Other
Recreation	
Beaches and boardwalks
Parks and playgrounds
Other
Educational (Exclusive of school districts) ..	
.....
Unclassified Purposes (Including contingent)	
.....
SUB-TOTAL—Municipal functions..	\$47,435.56

Per Capita—Municipal functions	
.....	\$20.31
Capital imp'ts and capital imp't fund	\$10,000.00
Debt Service	
Principal payments ..	\$4,000.00
Interest payments ..	450.00
Total	4,450.00
Per Capita Debt Service	
.....	\$1.90
Deferred Charges and Statutory Expenditures	
Emergencies	\$1,000.00
Other deferred chgs.	800.00
Total	1,800.00

TOTAL—Municipal expenditures ... **\$63,685.56**

Required Payments for Local School, County, and Special District Taxes **95,593.54**

TOTAL EXPENDITURES AND REQUIRED PAYMENTS **\$159,279.10**

Reserve for uncollected taxes

GRAND TOTAL—Budget **\$173,565.84**

RECEIPTS AND REVENUES REALIZED IN 1956 TO MEET EXPENDITURES AND RE-REQUIRED PAYMENTS

Surplus revenue appropriated ..	\$33,000.00
Miscellaneous revenues realized ..	30,634.67
State aid revenues realized	10,851.00
Delinquent taxes including	
liens—1956 collections	9,969.28
Current taxes—1956 collections..	105,858.11
Emergency borrowings

TOTAL RECEIPTS AND REVENUES REALIZED **\$190,313.06**

CAPITAL OUTLAY—1956

Beaches and boardwalks
Buildings and equipment
Parks and playgrounds
Sewers
Streets, roads and bridges
Water supply	\$51,804.01
Other

Tax rate	\$4.74
Local school tax rate	3.19
County tax rate	0.71
Local purpose tax rate	0.84

TAXES

Local school tax ...	\$74,767.05
County taxes	16,673.67
Special district taxes	4,152.82
Local purpose levy	19,285.74
Total tax levy (tax duplicate) ..	\$114,879.28
Per Capita Total Tax Levy	
.....	\$49.18

Current	
1956 taxes levied (total)	\$115,937.71
Collected in 1956	105,858.11
Per cent of levy collected in 1956 ...	91.30
Transferred to liens	10.08
Cancelled, abated or adjusted	195.92
Outstanding December 31, 1956 ..	\$9,873.60

All Prior Years Outstanding	
Balance January 1, 1956	\$12,749.52
Collected in 1956	9,969.28
Balance December 31, 1956	\$2,528.85

Tax Title Liens Outstanding	
Balance January 1, 1956	\$117.65
Redeemed by cash
Balance December 31, 1956	\$27.73

Property Acquired by Deed or Foreclosure	
Balance January 1, 1956
Sale for cash
Balance December 31, 1956

CAPITAL DEBT, DECEMBER 31, 1956

Gross Debt	
School debt	\$95,000.00
Self-liquidating debt.	59,000.00
Other capital debt

TOTAL GROSS DEBT **\$154,000.00**

Per Capita Gross Debt **\$65.92**

Deductions for	
School debt	\$95,000.00
Self-liquidating debt.	59,000.00
Other capital debt

TOTAL DEDUCTIONS **154,000.00**

NET DEBT **.....**

Average Assessed Valuations	
Real Property 1954-1955-1956..	\$2,079,087.00
Per Cent of Net Debt

CURRENT FINANCES DECEMBER 31, 1956

Cash	\$49,808.80
Taxes receivable	12,402.45
Tax title liens	127.73
Foreclosed property
Other receivables	406.68
State road aid receivable	7,650.00
Emergencies and deferred charges

TOTAL ASSETS **\$70,395.66**

Cash liabilities	\$13,461.85
Reserves for receivables	12,936.86
Surplus revenue	43,996.95

TOTAL LIABILITIES AND SURPLUS **\$70,395.66**

EAST HANOVER TOWNSHIP—MORRIS COUNTY

Population Census, 1950—2,151

Land Area 8.4 sq. mi.

Net Valuation Taxable \$3,746,434

EXPENDITURES AND REQUIRED PAYMENTS FOR 1956

General Government	
Administrative and executive	\$31,350.00
Assessment and collection of taxes	6,450.00
Finance Department	1,300.00
Protection to Persons & Property	
Fire	3,300.00
Police	31,000.00
Other
Streets and Roads	
Repairs and maintenance	27,125.00
Street lighting	4,400.00
Sanitation	
Street cleaning
Garbage and ash removal
Sewers
Health and Charities	
Health service	3,700.00
Welfare—public assistance	1,505.00
Hospitals (aid and maintenance)	500.00
Other	950.00
Recreation	
Beaches and boardwalks
Parks and playgrounds	4,900.00
Other
Educational (Exclusive of school districts) ..	
.....
Unclassified Purposes (Including contingent)	
.....	2,200.00
SUB-TOTAL—Municipal functions..	\$118,680.00

Per Capita—Municipal functions	\$55.17
Capital imp'ts and capital imp't fund	\$11,000.00
Debt Service	
Principal payments
Interest payments
Total

Per Capita Debt Service	
Deferred Charges and Statutory Expenditures
Emergencies
Other deferred chgs. \$105,748.85
Total	105,748.85

TOTAL—Municipal expenditures	\$235,428.85
Required Payments for Local School, County, and Special District Taxes	
.....	286,524.09

TOTAL EXPENDITURES AND REQUIRED PAYMENTS	\$521,952.94
Reserve for uncollected taxes	\$28,751.69
GRAND TOTAL—Budget	\$550,704.63

RECEIPTS AND REVENUES REALIZED IN 1956 TO MEET EXPENDITURES AND REQUIRED PAYMENTS	
Surplus revenue appropriated	\$74,992.32
Miscellaneous revenues realized	194,391.38
State aid revenues realized	3,954.00
Delinquent taxes including	
liens—1956 collections	19,425.06
Current taxes—1956 collections..	279,061.31
Emergency borrowings
TOTAL RECEIPTS AND REVENUES REALIZED	\$571,824.07

CAPITAL OUTLAY—1956	
Beaches and boardwalks
Buildings and equipment
Parks and playgrounds
Sewers
Streets, roads and bridges
Water supply
Other	\$100.00

Tax rate	\$7.65
Local school tax rate	6.31
County tax rate	1.34
Local purpose tax rate

TAXES

Local school tax ...	\$236,302.71
County taxes	50,221.38
Special district taxes
Local purpose levy
Total tax levy (tax duplicate) ..	\$286,524.09

Per Capita Total Tax Levy	\$133.21
--	-----------------

Current	
1956 taxes levied (total)	\$300,025.03
Collected in 1956	279,061.31
Per cent of levy collected in 1956	93.01
Transferred to liens	1,681.23
Cancelled, abated or adjusted	1,017.45
Outstanding December 31, 1956 ..	\$18,265.04

All Prior Years Outstanding	
Balance January 1, 1956	\$23,132.77
Collected in 1956	19,279.05
Balance December 31, 1956	\$3,466.94

Tax Title Liens Outstanding	
Balance January 1, 1956	\$34,095.61
Redeemed by cash	146.01
Balance December 31, 1956	\$36,161.64

Property Acquired by Deed or Foreclosure	
Balance January 1, 1956	\$3,550.00
Sale for cash	200.00
Balance December 31, 1956	\$3,450.00

CAPITAL DEBT, DECEMBER 31, 1956

Gross Debt	
School debt	\$354,000.00
Self-liquidating debt.
Other capital debt
TOTAL GROSS DEBT	\$354,000.00

Per Capita Gross Debt	\$164.57
--	-----------------

Deductions for	
School debt	\$191,395.00
Self-liquidating debt.
Other capital debt
TOTAL DEDUCTIONS	191,395.00

NET DEBT	\$162,605.00
---------------------------	---------------------

Average Assessed Valuations	
Real Property 1954-1955-1956..	\$3,189,924.00
Per Cent of Net Debt	5.09

CURRENT FINANCES DECEMBER 31, 1956

Cash	\$168,120.32
Taxes receivable	21,731.98
Tax title liens	36,161.64
Foreclosed property	3,450.00
Other receivables	918.00
State road aid receivable	11,862.00
Emergencies and deferred charges ..	3,527.91
TOTAL ASSETS	\$245,772.35

Cash liabilities	\$45,537.02
Reserves for receivables	62,261.62
Surplus revenue	137,973.71
TOTAL LIABILITIES AND SURPLUS	\$245,772.35

EAST NEWARK BOROUGH—HUDSON COUNTY

Population Census, 1950—2,173

Land Area 0.1 sq. mi.

Net Valuation Taxable \$4,291,925

EXPENDITURES AND REQUIRED PAYMENTS FOR 1956

General Government	
Administrative and executive	\$32,800.00
Assessment and collection of taxes	2,600.00
Finance Department	400.00
Protection to Persons & Property	
Fire	12,650.00
Police	41,550.00
Other
Streets and Roads	
Repairs and maintenance	12,830.00
Street lighting	300.00
Sanitation	
Street cleaning
Garbage and ash removal	12,600.00
Sewers	9,800.00
Health and Charities	
Health service	5,550.00
Welfare—public assistance	4,200.00
Hospitals (aid and maintenance)
Other
Recreation	
Beaches and boardwalks
Parks and playgrounds	3,200.00
Other
Educational	
(Exclusive of school districts) ..	1,450.00
Unclassified Purposes	
(Including contingent)	1,200.00
SUB-TOTAL—Municipal functions..	\$141,130.00

Per Capita—Municipal functions	\$64.95
Capital imp'ts and capital imp't fund	\$2,000.00
Debt Service	
Principal payments ..	\$2,000.00
Interest payments ..	4,075.00
Total	6,075.00
Per Capita Debt Service	\$2.80
Deferred Charges and Statutory Expenditures	
Emergencies	\$3,200.00
Other deferred chgs.	5,400.00
Total	8,600.00

TOTAL—Municipal expenditures ... **\$157,805.00**

Required Payments for Local School, County, and Special District Taxes **160,474.39**

TOTAL EXPENDITURES AND REQUIRED PAYMENTS **\$318,279.39**

Reserve for uncollected taxes

GRAND TOTAL—Budget **\$337,630.77**

RECEIPTS AND REVENUES REALIZED IN 1956 TO MEET EXPENDITURES AND REQUIRED PAYMENTS

Surplus revenue appropriated ..	\$10,000.00
Miscellaneous revenues realized.	27,666.36
State aid revenues realized	9,715.00
Delinquent taxes including	
liens—1956 collections	14,024.72
Current taxes—1956 collections..	261,889.30
Emergency borrowings

TOTAL RECEIPTS AND REVENUES REALIZED **\$323,295.38**

CAPITAL OUTLAY—1956

Beaches and boardwalks
Buildings and equipment	\$35,693.39
Parks and playgrounds
Sewers
Streets, roads and bridges
Water supply
Other

Tax rate	\$6.61
Local school tax rate	1.63
County tax rate	2.11
Local purpose tax rate	2.87

TAXES

Local school tax ...	\$70,000.00	
County taxes	90,474.39	
Special district taxes	
Local purpose levy	123,841.38	\$160,474.39
Total tax levy (tax duplicate) ..	\$284,315.77	\$284,315.77
Per Capita Total Tax Levy	\$130.84	

Current	
1956 taxes levied (total)	\$284,357.76
Collected in 1956	261,889.30
Per cent of levy collected in 1956 ...	92.09
Transferred to liens	99.12
Cancelled, abated or adjusted
Outstanding December 31, 1956 ..	\$22,369.34

All Prior Years Outstanding	
Balance January 1, 1956	\$56,388.61
Collected in 1956	14,024.72
Balance December 31, 1956	\$42,363.89

Tax Title Liens Outstanding	
Balance January 1, 1956	\$1,830.71
Redeemed by cash
Balance December 31, 1956	\$1,929.83

Property Acquired by Deed or Foreclosure	
Balance January 1, 1956	\$10,400.00
Sale for cash
Balance December 31, 1956	\$10,400.00

CAPITAL DEBT, DECEMBER 31, 1956

Gross Debt	
School debt
Self-liquidating debt.
Other capital debt ..	\$170,078.00
TOTAL GROSS DEBT	\$170,078.00
Per Capita Gross Debt	\$78.27

Deductions for	
School debt
Self-liquidating debt.
Other capital debt
TOTAL DEDUCTIONS

NET DEBT **\$170,078.00**

Average Assessed Valuations	
Real Property 1954-1955-1956..	\$2,590,483.00
Per Cent of Net Debt	6.56

CURRENT FINANCES DECEMBER 31, 1956

Cash	\$110,165.31
Taxes receivable	64,733.23
Tax title liens	1,929.83
Foreclosed property	10,400.00
Other receivables	1,263.08
State road aid receivable	41,955.26
Emergencies and deferred charges

TOTAL ASSETS **\$230,446.71**

Cash liabilities	\$87,233.36
Reserves for receivables	78,326.14
Surplus revenue	64,887.21

TOTAL LIABILITIES AND SURPLUS **\$230,446.71**

EAST ORANGE CITY—ESSEX COUNTY

Population Census, 1950—79,340

Land Area 4.0 sq. mi.

Net Valuation Taxable \$125,888,822

EXPENDITURES AND REQUIRED PAYMENTS FOR 1956

General Government	
Administrative and executive	\$380,482.57
Assessment and collection of taxes	96,789.07
Finance Department	63,634.98
Protection to Persons & Property	
Fire	831,805.33
Police	968,797.56
Other
Streets and Roads	
Repairs and maintenance	207,613.94
Street lighting	124,046.01
Sanitation	
Street cleaning	119,126.46
Garbage and ash removal	241,440.71
Sewers	149,351.89
Health and Charities	
Health service	127,084.99
Welfare—public assistance	83,309.61
Hospitals (aid and maintenance)	62,869.05
Other	8,247.30
Recreation	
Beaches and boardwalks
Parks and playgrounds	158,979.87
Other
Educational	
(Exclusive of school districts) ..	300,126.50
Unclassified Purposes	
(Including contingent)	207,245.58
SUB-TOTAL—Municipal functions..	\$4,130,951.42

Per Capita—Municipal functions	
	\$52.07
Capital imp'ts and capital imp't fund	\$79,000.00
Debt Service	
Principal payments ..	\$336,000.00
Interest payments ..	162,842.86
Total	*498,842.86
Per Capita Debt Service	
	\$6.29
Deferred Charges and Statutory Expenditures	
Emergencies	\$92,697.02
Other deferred chgs.	424,482.15
Total	517,179.17
TOTAL—Municipal expenditures ..	\$5,225,973.45

Required Payments for Local School, County, and Special District Taxes	4,589,446.64
---	---------------------

TOTAL EXPENDITURES AND REQUIRED PAYMENTS	\$9,815,420.09
---	-----------------------

Reserve for uncollected taxes	\$342,437.18
GRAND TOTAL—Budget	\$10,157,857.27

RECEIPTS AND REVENUES REALIZED IN 1956 TO MEET EXPENDITURES AND REQUIRED PAYMENTS

Surplus revenue appropriated ..	\$550,000.00
Miscellaneous revenues realized ..	1,054,468.72
State aid revenues realized	39,480.00
Delinquent taxes including	
liens—1956 collections	102,259.77
Current taxes—1956 collections ..	8,443,153.61
Emergency borrowings

TOTAL RECEIPTS AND REVENUES REALIZED	\$10,189,362.10
---	------------------------

CAPITAL OUTLAY—1956

Beaches and boardwalks
Buildings and equipment	\$1,575,697.31
Parks and playgrounds
Sewers
Streets, roads and bridges	143,267.67
Water supply
Other	571,413.79

Tax rate	\$6.78
Local school tax rate	2.58
County tax rate	1.28
Local purpose tax rate	2.92

TAXES

Local school tax ...	\$3,249,086.40
County taxes	1,610,589.64
Special district taxes
Local purpose levy	\$4,859,676.04
	3,681,717.26
Total tax levy (tax duplicate) ..	\$8,541,393.30

Per Capita Total Tax Levy	\$107.66
--	-----------------

Current	
1956 taxes levied (total)	\$8,617,457.82
Collected in 1956	8,443,153.61
Per cent of levy col- lected in 1956 ...	97.97
Transferred to liens	820.38
Cancelled, abated or adjusted ..	48,815.66
Outstanding December 31, 1956 ..	\$124,668.17

All Prior Years Outstanding	
Balance January 1, 1956	\$106,123.46
Collected in 1956	101,209.94
Balance December 31, 1956	\$305.87

Tax Title Liens Outstanding	
Balance January 1, 1956	\$1,678.88
Redeemed by cash	1,049.83
Balance December 31, 1956	\$1,997.37

Property Acquired by Deed or Foreclosure	
Balance January 1, 1956	\$65,360.00
Sale for cash	15,825.00
Balance December 31, 1956	\$50,860.00

CAPITAL DEBT, DECEMBER 31, 1956

Gross Debt	
School debt	\$6,999,200.00
Self-liquidating debt. ..	120,000.00
Other capital debt ..	3,949,038.00

TOTAL GROSS DEBT	\$11,068,238.00
Per Capita Gross Debt	\$139.50

Deductions for	
School debt	\$6,999,200.00
Self-liquidating debt. ..	120,000.00
Other capital debt

TOTAL DEDUCTIONS	7,119,200.00
NET DEBT	\$3,949,038.00

Average Assessed Valuations	
Real Property 1954-1955-1956 ..	\$114,407,334.00
Per Cent of Net Debt	3.45

CURRENT FINANCES DECEMBER 31, 1956

Cash	\$767,645.45
Taxes receivable	124,974.04
Tax title liens	1,997.37
Foreclosed property	50,860.00
Other receivables	15,713.86
State road aid receivable	39,480.00
Emergencies and deferred charges ..	135,893.66

TOTAL ASSETS	\$1,136,564.38
---------------------------	-----------------------

Cash liabilities	\$231,468.15
Reserves for receivables	193,545.27
Surplus revenue	711,550.96

TOTAL LIABILITIES AND SURPLUS	\$1,136,564.38
--	-----------------------

* Includes \$180,229.40 Chapter VI School Debt Service.

EAST PATERSON BOROUGH—BERGEN COUNTY

Population Census, 1950—15,386

Land Area 2.5 sq. mi.

Net Valuation Taxable \$18,631,164

EXPENDITURES AND REQUIRED PAYMENTS FOR 1956

General Government	
Administrative and executive	\$70,612.00
Assessment and collection of taxes	33,500.00
Finance Department	3,000.00
Protection to Persons & Property	
Fire	23,475.00
Police	136,600.50
Other
Streets and Roads	
Repairs and maintenance	87,000.00
Street lighting	21,200.00
Sanitation	
Street cleaning
Garbage and ash removal	45,880.00
Sewers	80,727.61
Health and Charities	
Health service	24,400.00
Welfare—public assistance	1,750.00
Hospitals (aid and maintenance)	1,000.00
Other
Recreation	
Beaches and boardwalks
Parks and playgrounds	4,700.00
Other	7,500.00
Educational	
(Exclusive of school districts)	7,500.00
Unclassified Purposes	
(Including contingent)	11,117.33
SUB-TOTAL—Municipal functions..	\$559,962.44

Per Capita—Municipal functions	\$36.39
Capital imp'ts and capital imp't fund	\$75,000.00
Debt Service	
Principal payments	\$70,000.00
Interest payments	34,157.50
Total	104,157.50
Per Capita Debt Service	\$6.77
Deferred Charges and Statutory Expenditures	
Emergencies	\$6,100.00
Other deferred chgs.	28,032.26
Total	34,132.26

TOTAL—Municipal expenditures	\$773,252.20
Required Payments for Local School, County, and Special District Taxes	
	896,068.58

TOTAL EXPENDITURES AND REQUIRED PAYMENTS \$1,669,320.78

Reserve for uncollected taxes	\$90,000.15
GRAND TOTAL—Budget	\$1,759,320.93

RECEIPTS AND REVENUES REALIZED IN 1956 TO MEET EXPENDITURES AND REQUIRED PAYMENTS

Surplus revenue appropriated	\$100,000.00
Miscellaneous revenues realized	188,430.43
State aid revenues realized	11,814.78
Delinquent taxes including	
liens—1956 collections	36,827.69
Current taxes—1956 collections..	1,431,972.26
Emergency borrowings
TOTAL RECEIPTS AND REVENUES REALIZED	\$1,769,045.16

CAPITAL OUTLAY—1956

Beaches and boardwalks
Buildings and equipment	\$21,093.79
Parks and playgrounds
Sewers	890.07
Streets, roads and bridges	17,628.45
Water supply
Other

Tax rate	\$7.84
Local school tax rate	3.85
County tax rate	0.96
Local purpose tax rate	3.03

TAXES

Local school tax	\$717,912.89	
County taxes	178,155.69	
Special district taxes	
Local purpose levy	\$896,068.58
		564,590.59
Total tax levy (tax duplicate) ..		\$1,460,659.17

Per Capita Total Tax Levy	\$94.93
--	----------------

Current

1956 taxes levied (total)	\$1,473,812.31
Collected in 1956	1,431,972.26
Per cent of levy collected in 1956	97.16
Transferred to liens	127.40
Cancelled, abated or adjusted	1,043.03
Outstanding December 31, 1956	\$40,669.62

All Prior Years Outstanding

Balance January 1, 1956	\$42,711.99
Collected in 1956	35,328.65
Balance December 31, 1956	\$6,621.80

Tax Title Liens Outstanding

Balance January 1, 1956	\$2,475.68
Redeemed by cash	1,499.04
Balance December 31, 1956	\$1,361.30

Property Acquired by Deed or Foreclosure

Balance January 1, 1956	\$16,220.00
Sale for cash	3,450.00
Balance December 31, 1956	\$14,145.00

CAPITAL DEBT, DECEMBER 31, 1956

Gross Debt	
School debt	\$2,500,000.00
Self-liquidating debt.	299,660.00
Other capital debt	966,006.00

TOTAL GROSS DEBT	\$3,765,666.00
Per Capita Gross Debt	\$244.75

Deductions for

School debt	\$1,299,771.00
Self-liquidating debt.	299,660.00
Other capital debt

TOTAL DEDUCTIONS	1,599,431.00
NET DEBT	\$2,166,235.00

Average Assessed Valuations

Real Property 1954-1955-1956..	\$16,247,139.00
Per Cent of Net Debt	13.33

CURRENT FINANCES DECEMBER 31, 1956

Cash	\$221,278.20
Taxes receivable	47,291.42
Tax title liens	1,361.30
Foreclosed property	14,145.00
Other receivables	3,681.57
State road aid receivable	20,304.00
Emergencies and deferred charges
TOTAL ASSETS	\$308,061.49
Cash liabilities	\$82,579.83
Reserves for receivables	66,479.29
Surplus revenue	159,002.37
TOTAL LIABILITIES AND SURPLUS	\$308,061.49

EAST RUTHERFORD BOROUGH—BERGEN COUNTY

Population Census, 1950—7,438

Land Area 3.7 sq. mi.

Net Valuation Taxable \$11,923,389

EXPENDITURES AND REQUIRED PAYMENTS FOR 1956

General Government	
Administrative and executive	\$69,429.75
Assessment and collection of taxes	17,072.77
Finance Department	2,600.00
Protection to Persons & Property	
Fire	29,689.00
Police	130,584.17
Other
Streets and Roads	
Repairs and maintenance	39,300.00
Street lighting	16,940.00
Sanitation	
Street cleaning
Garbage and ash removal	45,350.00
Sewers	34,632.90
Health and Charities	
Health service	12,700.00
Welfare—public assistance	4,870.00
Hospitals (aid and maintenance)
Other
Recreation	
Beaches and boardwalks
Parks and playgrounds
Other	11,500.00
Educational	
(Exclusive of school districts) ..	17,200.00
Unclassified Purposes	
(Including contingent)	17,290.50
SUB-TOTAL—Municipal functions..	\$449,159.09

Per Capita—Municipal functions	\$60.39
Capital imp'ts and capital imp't fund	\$3,000.00
Debt Service	
Principal payments ..	\$44,000.00
Interest payments ..	11,119.25
Total	55,119.25

Per Capita Debt Service	\$7.41
Deferred Charges and Statutory Expenditures	
Emergencies	\$13,600.00
Other deferred chgs.	29,817.84
Total	43,417.84

TOTAL—Municipal expenditures ...	\$550,696.18
---	---------------------

Required Payments for Local School, County, and Special District Taxes	482,768.69
---	-------------------

TOTAL EXPENDITURES AND REQUIRED PAYMENTS	\$1,033,464.87
---	-----------------------

Reserve for uncollected taxes	\$88,496.59
-------------------------------------	-------------

GRAND TOTAL—Budget	\$1,121,961.46
---------------------------------	-----------------------

RECEIPTS AND REVENUES REALIZED IN 1956 TO MEET EXPENDITURES AND REQUIRED PAYMENTS

Surplus revenue appropriated ..	\$28,000.00
Miscellaneous revenues realized.	286,649.90
State aid revenues realized	6,138.63
Delinquent taxes including	
liens—1956 collections	81,028.89
current taxes—1956 collections..	725,176.68
Emergency borrowings

TOTAL RECEIPTS AND REVENUES REALIZED	\$1,126,994.10
---	-----------------------

CAPITAL OUTLAY—1956

Beaches and boardwalks
Buildings and equipment	\$37,571.42
Parks and playgrounds	5,616.42
Sewers
Streets, roads and bridges	9,547.14
Water supply
Other

Tax rate	\$6.66
Local school tax rate	3.31
County tax rate	0.74
Local purpose tax rate	2.61

TAXES

Local school tax ...	\$394,085.31	
County taxes	88,683.38	
Special district taxes	
Local purpose levy		\$482,768.69
Total tax levy (tax duplicate) ..		\$794,051.13

Per Capita Total Tax Levy	\$106.75
--	-----------------

Current	
1956 taxes levied (total)	\$799,453.94
Collected in 1956	725,176.68
Per cent of levy collected in 1956 ...	90.70
Transferred to liens	1,961.37
Cancelled, abated or adjusted	888.37
Outstanding December 31, 1956 ..	\$71,427.52

All Prior Years Outstanding	
Balance January 1, 1956	\$70,463.62
Collected in 1956	66,876.50
Balance December 31, 1956	\$270.55

Tax Title Liens Outstanding	
Balance January 1, 1956	\$54,288.26
Redeemed by cash	14,152.39
Balance December 31, 1956	\$21,289.08

Property Acquired by Deed or Foreclosure	
Balance January 1, 1956	\$37,800.00
Sale for cash	119,885.00
Balance December 31, 1956	\$25,200.00

CAPITAL DEBT, DECEMBER 31, 1956

Gross Debt	
School debt	\$206,000.00
Self-liquidating debt.
Other capital debt ..	550,717.00

TOTAL GROSS DEBT	\$756,717.00
Per Capita Gross Debt	\$101.74

Deductions for	
School debt ..	\$206,000.00
Self-liquidating debt.
Other capital debt

TOTAL DEDUCTIONS	206,000.00
NET DEBT	\$550,717.00

Average Assessed Valuations	
Real Property 1954-1955-1956..	\$9,539,258.00
Per Cent of Net Debt	5.77

CURRENT FINANCES DECEMBER 31, 1956

Cash	\$192,779.10
Taxes receivable	71,698.07
Tax title liens	21,289.08
Foreclosed property	25,200.00
Other receivables	37,342.79
State road aid receivable
Emergencies and deferred charges ..	14,469.35

TOTAL ASSETS	\$362,778.39
---------------------------	---------------------

Cash liabilities	\$32,734.56
Reserves for receivables	155,529.94
Surplus revenue	174,513.89

TOTAL LIABILITIES AND SURPLUS	\$362,778.39
--	---------------------

EAST WINDSOR TOWNSHIP—MERCER COUNTY

Population Census, 1950—1,284 Land Area 15.6 sq. mi. Net Valuation Taxable \$2,367,036

EXPENDITURES AND RE-REQUIRED PAYMENTS FOR 1956	
General Government	
Administrative and executive	\$12,085.07
Assessment and collection of taxes	3,217.14
Finance Department
Protection to Persons & Property	
Fire	3,000.00
Police
Other
Streets and Roads	
Repairs and maintenance	18,831.09
Street lighting	1,082.96
Sanitation	
Street cleaning
Garbage and ash removal
Sewers
Health and Charities	
Health service	1,081.12
Welfare—public assistance	1,498.05
Hospitals (aid and maintenance)
Other
Recreation	
Beaches and boardwalks
Parks and playgrounds
Other
Educational	
(Exclusive of school districts)
Unclassified Purposes	
(Including contingent)
SUB-TOTAL—Municipal functions..	\$40,795.43
Per Capita—Municipal functions	\$31.77
Capital imp'ts and capital imp't fund	\$3,000.00
Debt Service	
Principal payments
Interest payments
Total
Per Capita Debt Service	
Deferred Charges and Statutory Expenditures	
Emergencies
Other deferred chgs.	\$342.01
Total	342.01
TOTAL—Municipal expenditures ...	\$44,137.44
Required Payments for Local School, County, and Special District Taxes	
	154,390.44
TOTAL EXPENDITURES AND REQUIRED PAYMENTS	\$198,527.88
Reserve for uncollected taxes	\$12,800.00
GRAND TOTAL—Budget	\$211,327.88
RECEIPTS AND REVENUES REALIZED IN 1956 TO MEET EXPENDITURES AND RE-REQUIRED PAYMENTS	
Surplus revenue appropriated ..	\$26,000.00
Miscellaneous revenues realized.	42,527.61
State aid revenues realized	5,738.00
Delinquent taxes including	
liens—1956 collections	5,173.54
Current taxes—1956 collections..	149,898.10
Emergency borrowings
TOTAL RECEIPTS AND REVENUES REALIZED	\$229,337.25

CAPITAL OUTLAY—1956

Beaches and boardwalks
Buildings and equipment
Parks and playgrounds
Sewers
Streets, roads and bridges
Water supply
Other

Tax rate	\$6.52
Local school tax rate	4.78
County tax rate	1.74
Local purpose tax rate

TAXES

Local school tax ...	\$113,100.94	
County taxes	41,289.50	
Special district taxes	
Local purpose levy	\$154,390.44
Total tax levy (tax duplicate) ..		\$154,390.44
Per Capita Total Tax Levy		
		\$120.24
Current		
1956 taxes levied (total)		\$155,737.44
Collected in 1956		149,898.10
Per cent of levy collected in 1956 ...	96.25	
Transferred to liens		221.68
Cancelled, abated or adjusted ..		65.20
Outstanding December 31, 1956 ..		\$5,552.46

All Prior Years Outstanding		
Balance January 1, 1956		\$7,500.63
Collected in 1956		5,173.54
Balance December 31, 1956		\$2,257.97

Tax Title Liens Outstanding		
Balance January 1, 1956		\$12.00
Redeemed by cash
Balance December 31, 1956		\$405.15

Property Acquired by Deed or Foreclosure		
Balance January 1, 1956
Sale for cash
Balance December 31, 1956

CAPITAL DEBT, DECEMBER 31, 1956

Gross Debt		
School debt	\$181,132.00	
Self-liquidating debt.	
Other capital debt	
TOTAL GROSS DEBT		\$181,132.00
Per Capita Gross Debt		
		\$141.07
Deductions for		
School debt	\$155,466.00	
Self-liquidating debt.	
Other capital debt	
TOTAL DEDUCTIONS		155,466.00
NET DEBT		\$25,666.00

Average Assessed Valuations		
Real Property 1954-1955-1956..	\$1,943,319.00	
Per Cent of Net Debt		1.32

CURRENT FINANCES DECEMBER 31, 1956

Cash	\$40,090.04
Taxes receivable	7,810.43
Tax title liens	405.15
Foreclosed property
Other receivables
State road aid receivable
Emergencies and deferred charges
TOTAL ASSETS	\$48,305.62
Cash liabilities	\$500.00
Reserves for receivables	8,215.58
Surplus revenue	39,590.04
TOTAL LIABILITIES AND SURPLUS	\$48,305.62

EATONTOWN BOROUGH—MONMOUTH COUNTY

Population Census, 1950—3,044

Land Area 5.9 sq. mi.

Net Valuation Taxable \$3,872,200

EXPENDITURES AND REQUIRED PAYMENTS FOR 1956

General Government	
Administrative and executive	\$34,373.55
Assessment and collection of taxes	9,876.30
Finance Department	
Protection to Persons & Property	
Fire	8,530.90
Police	44,443.71
Other	
Streets and Roads	
Repairs and maintenance	16,644.03
Street lighting	7,331.14
Sanitation	
Street cleaning	
Garbage and ash removal	13,398.00
Sewers	
Health and Charities	
Health service	3,519.24
Welfare—public assistance	850.98
Hospitals (aid and maintenance)	
Other	
Recreation	
Beaches and boardwalks	
Parks and playgrounds	4,904.34
Other	
Educational	
(Exclusive of school districts) ..	1,300.00
Unclassified Purposes	
(Including contingent)	175.36
SUB-TOTAL—Municipal functions..	\$145,347.55

Per Capita—Municipal functions	\$47.75
Capital imp'ts and capital imp't fund	\$33,100.00
Debt Service	
Principal payments .	\$1,500.00
Interest payments ..	153.01
Total	1,653.01
Per Capita Debt Service	\$0.54
Deferred Charges and Statutory Expenditures	
Emergencies	
Other deferred chgs.	\$6,238.59
Total	6,238.59

TOTAL—Municipal expenditures ...	\$186,339.15
Required Payments for Local School, County, and Special District Taxes	
	321,448.63
TOTAL EXPENDITURES AND REQUIRED PAYMENTS	\$507,787.78
Reserve for uncollected taxes	\$69,934.15
GRAND TOTAL—Budget	\$577,721.93

RECEIPTS AND REVENUES REALIZED IN 1956 TO MEET EXPENDITURES AND REQUIRED PAYMENTS

Surplus revenue appropriated ..	\$60,000.00
Miscellaneous revenues realized.	67,698.50
State aid revenues realized	4,992.50
Delinquent taxes including	
Licns—1956 collections	40,536.26
Current taxes—1956 collections..	379,263.43
Emergency borrowings	
TOTAL RECEIPTS AND REVENUES REALIZED	\$552,490.69

CAPITAL OUTLAY—1956

Beaches and boardwalks	
Buildings and equipment	\$2,800.00
Parks and playgrounds	
Sewers	
Streets, roads and bridges	
Water supply	
Other	11,000.00

Tax rate	\$10.83
Local school tax rate	6.44
County tax rate	1.86
Local purpose tax rate	2.53

TAXES

Local school tax ...	\$249,516.40
County taxes	71,932.23
Special district taxes	
Local purpose levy	\$321,448.63
	99,999.16
Total tax levy (tax duplicate) ..	\$421,447.79

Per Capita Total Tax Levy **\$138.45**

Current

1956 taxes levied (total)	\$423,794.08
Collected in 1956	379,263.43
Per cent of levy collected in 1956 ...	89.49
Transferred to liens	1,554.40
Cancelled, abated or adjusted ...	1,710.34
Outstanding December 31, 1956 ..	\$41,265.91

All Prior Years Outstanding

Balance January 1, 1956	\$45,147.83
Collected in 1956	37,550.66
Balance December 31, 1956	\$6,880.63

Tax Title Liens Outstanding

Balance January 1, 1956	\$19,908.48
Redeemed by cash	2,985.60
Balance December 31, 1956	\$19,524.52

Property Acquired by Deed or Foreclosure

Balance January 1, 1956	\$4,105.00
Sale for cash	2,700.00
Balance December 31, 1956	\$4,105.00

CAPITAL DEBT, DECEMBER 31, 1956

Gross Debt	
School debt	\$474,000.00
Self-liquidating debt.	
Other capital debt ..	8,250.00
TOTAL GROSS DEBT	\$482,250.00
Per Capita Gross Debt	\$158.43

Deductions for

School debt	\$162,625.00
Self-liquidating debt.	
Other capital debt ..	
TOTAL DEDUCTIONS	162,625.00
NET DEBT	\$319,625.00

Average Assessed Valuations

Real Property 1954-1955-1956..	\$2,710,418.00
Per Cent of Net Debt	11.79

CURRENT FINANCES DECEMBER 31, 1956

Cash	\$147,919.05
Taxes receivable	48,146.54
Tax title liens	19,524.52
Foreclosed property	4,105.00
Other receivables	1,504.68
State road aid receivable	16,162.99
Emergencies and deferred charges ..	1,900.00
TOTAL ASSETS	\$239,262.78

Cash liabilities	\$50,314.97
Reserves for receivables	73,280.74
Surplus revenue	115,667.07

TOTAL LIABILITIES AND SURPLUS **\$239,262.78**

EDGEWATER BOROUGH—BERGEN COUNTY

Population Census, 1950—3,952

Land Area 0.7 sq. mi.

Net Valuation Taxable \$22,872,954

EXPENDITURES AND REQUIRED PAYMENTS FOR 1956

General Government	
Administrative and executive	\$82,249.62
Assessment and collection of taxes	12,150.00
Finance Department	2,050.00
Protection to Persons & Property	
Fire	187,653.14
Police	121,350.00
Other
Streets and Roads	
repairs and maintenance	96,325.00
Street lighting	11,000.00
Sanitation	
Street cleaning
Garbage and ash removal	13,950.00
Sewers	50,200.00
Health and Charities	
Health service	11,050.00
Welfare—public assistance	13,400.00
Hospitals (aid and maintenance)	1,900.00
Other
Recreation	
Beaches and boardwalks
Parks and playgrounds	375.00
Other	9,100.00
Educational	
(Exclusive of school districts) ..	19,600.00
Unclassified Purposes	
(Including contingent)	21,246.40
SUB-TOTAL—Municipal functions..	\$653,599.16

Per Capita—Municipal functions	\$165.38
Capital imp'ts and capital imp't fund	\$13,500.00
Debt Service	
Principal payments ..	\$57,400.00
Interest payments ..	41,755.50
Total	99,155.50
Per Capita Debt Service	\$25.09
Deferred Charges and Statutory Expenditures	
Emergencies
Other deferred chgs. ..	\$78,878.02
Total	78,878.02

TOTAL—Municipal expenditures ... \$845,132.68

Required Payments for Local School, County, and Special District Taxes 343,230.72

TOTAL EXPENDITURES AND REQUIRED PAYMENTS **\$1,188,363.40**

Reserve for uncollected taxes

GRAND TOTAL—Budget **\$1,237,086.76**

RECEIPTS AND REVENUES REALIZED IN 1956 TO MEET EXPENDITURES AND REQUIRED PAYMENTS

Surplus revenue appropriated ..	\$75,000.00
Miscellaneous revenues realized ..	50,907.77
State aid revenues realized	3,438.82
Delinquent taxes including	
liens—1956 collections	6,785.79
Current taxes—1956 collections ..	1,057,753.55
Emergency borrowings
TOTAL RECEIPTS AND REVENUES REALIZED	\$1,193,885.93

CAPITAL OUTLAY—1956

Beaches and boardwalks
Buildings and equipment
Parks and playgrounds	\$10,532.74
Sewers	2,376.76
Streets, roads and bridges	8,387.55
Water supply
Other

Tax rate	\$4.92
Local school tax rate	1.01
County tax rate	0.49
Local purpose tax rate	3.42

TAXES

Local school tax ...	\$231,923.57	
County taxes	111,307.15	
Special district taxes	
Local purpose levy	783,676.04	
Total tax levy (tax duplicate) ..	\$1,126,906.76	

Per Capita Total Tax Levy **\$285.15**

Current

1956 taxes levied (total)	\$1,129,938.65
Collected in 1956	1,057,753.55
Per cent of levy collected in 1956 ...	93.61
Transferred to liens	525.55
Cancelled, abated or adjusted ...	28,364.40
Outstanding December 31, 1956 ..	\$43,295.15

All Prior Years Outstanding

Balance January 1, 1956	\$7,056.20
Collected in 1956	6,783.05
Balance December 31, 1956	\$97.82

Tax Title Liens Outstanding

Balance January 1, 1956	\$2,625.50
Redeemed by cash	2.74
Balance December 31, 1956	\$3,148.31

Property Acquired by Deed or Foreclosure

Balance January 1, 1956	\$82,040.00
Sale for cash
Balance December 31, 1956	\$82,040.00

CAPITAL DEBT, DECEMBER 31, 1956

Gross Debt

School debt
Self-liquidating debt
Other capital debt ..	\$1,826,400.00
TOTAL GROSS DEBT	\$1,826,400.00
Per Capita Gross Debt	\$462.15

Deductions for

School debt
Self-liquidating debt
Other capital debt
TOTAL DEDUCTIONS
NET DEBT	\$1,826,400.00

Average Assessed Valuations

Real Property 1954-1955-1956.. \$18,993,968.00

Per Cent of Net Debt 9.61

CURRENT FINANCES DECEMBER 31, 1956

Cash	\$333,962.79
Taxes receivable	43,392.97
Tax title liens	3,148.31
Foreclosed property	82,040.00
Other receivables	1,605.64
State road aid receivable	5,214.00
Emergencies and deferred charges
TOTAL ASSETS	\$469,363.71
Cash liabilities	\$220,162.69
Reserves for receivables	130,186.92
Surplus revenue	119,014.10
TOTAL LIABILITIES AND SURPLUS	\$469,363.71

EDGEWATER PARK TOWNSHIP—BURLINGTON COUNTY

Population Census, 1950—1,279

Land Area 2.86 sq. mi.

Net Valuation Taxable \$1,611,366

EXPENDITURES AND RE-REQUIRED PAYMENTS FOR 1956	
General Government	
Administrative and executive	\$8,040.70
Assessment and collection of taxes	2,657.85
Finance Department	817.15
Protection to Persons & Property	
Fire	2,400.00
Police	2,440.00
Other
Streets and Roads	
Repairs and maintenance	5,999.30
Street lighting	3,800.00
Sanitation	
Street cleaning
Garbage and ash removal	5,510.00
Sewers
Health and Charities	
Health service	840.00
Welfare—public assistance	150.00
Hospitals (aid and maintenance)
Other
Recreation	
Beaches and boardwalks
Parks and playgrounds	175.00
Other
Educational	
(Exclusive of school districts)	50.00
Unclassified Purposes	
(Including contingent)	275.00
SUB-TOTAL—Municipal functions..	\$33,155.00

Per Capita—Municipal functions	
Capital imp'ts and capital imp't fund	\$25.92
Debt Service	
Principal payments
Interest payments
Total
Per Capita Debt Service	
Deferred Charges and Statutory Expenditures	
Emergencies
Other deferred chgs.	\$897.00
Total	\$897.00

TOTAL—Municipal expenditures \$34,052.00

Required Payments for Local School, County, and Special District Taxes 168,349.98

TOTAL EXPENDITURES AND REQUIRED PAYMENTS \$202,401.98

Reserve for uncollected taxes \$30,752.00

GRAND TOTAL—Budget \$233,153.98

RECEIPTS AND REVENUES REALIZED IN 1956 TO MEET EXPENDITURES AND RE-REQUIRED PAYMENTS	
Surplus revenue appropriated	\$14,244.00
Miscellaneous revenues realized	37,916.47
State aid revenues realized	1,560.00
Delinquent taxes including	
liens—1956 collections	12,603.83
current taxes—1956 collections..	139,520.16
Emergency borrowings

TOTAL RECEIPTS AND REVENUES REALIZED \$205,844.46

CAPITAL OUTLAY—1956	
Beaches and boardwalks
Buildings and equipment
Parks and playgrounds
Sewers
Streets, roads and bridges
Water supply
Other

Tax rate	\$10.38
Local school tax rate	7.64
County tax rate	2.74
Local purpose tax rate

TAXES	
Local school tax	\$123,186.84
County taxes	43,803.14
Special district taxes	1,360.00

Local purpose levy \$168,349.98

Total tax levy (tax duplicate) .. \$168,349.98

Per Capita Total Tax Levy \$131.63

Current	
1956 taxes levied (total)	\$177,500.39
Collected in 1956	139,520.16
Per cent of levy collected in 1956	78.60
Transferred to liens	41.52
Cancelled, abated or adjusted	2,864.79
Outstanding December 31, 1956 ..	\$35,073.92

All Prior Years Outstanding	
Balance January 1, 1956	\$12,705.91
Collected in 1956	12,603.83
Balance December 31, 1956

Tax Title Liens Outstanding	
Balance January 1, 1956	\$540.29
Redeemed by cash
Balance December 31, 1956	\$581.81

Property Acquired by Deed or Foreclosure	
Balance January 1, 1956
Sale for cash
Balance December 31, 1956

CAPITAL DEBT, DECEMBER 31, 1956

Gross Debt	
School debt	\$253,000.00
Self-liquidating debt.
Other capital debt

TOTAL GROSS DEBT \$253,000.00

Per Capita Gross Debt \$197.81

Deductions for	
School debt	\$67,123.00
Self-liquidating debt.
Other capital debt

TOTAL DEDUCTIONS 67,123.00

NET DEBT \$185,877.00

Average Assessed Valuations	
Real Property 1954-1955-1956..	\$1,118,711.00
Per Cent of Net Debt	16.61

CURRENT FINANCES DECEMBER 31, 1956

Cash	\$58,523.23
Taxes receivable	35,073.92
Tax title liens	581.81
Foreclosed property
Other receivables
State road aid receivable
Emergencies and deferred charges

TOTAL ASSETS \$94,178.96

Cash liabilities	\$53,674.64
Reserves for receivables	35,655.73
Surplus revenue	4,848.59

TOTAL LIABILITIES AND SURPLUS \$94,178.96

EDISON TOWNSHIP—MIDDLESEX COUNTY

Population Census, 1950—16,348 Land Area 30.2 sq. mi. Net Valuation Taxable \$27,833,996

EXPENDITURES AND REQUIRED PAYMENTS FOR 1956	
General Government	
Administrative and executive . . .	\$140,429.55
Assessment and collection of taxes	59,675.00
Finance Department	22,350.00
Protection to Persons & Property	
Fire	326,300.00
Police	63,000.00
Other	248,200.50
Streets and Roads	
Repairs and maintenance	63,000.00
Street lighting	63,000.00
Sanitation	
Street cleaning	61,599.50
Garbage and ash removal	
Sewers	
Health and Charities	
Health service	39,000.00
Welfare—public assistance	25,165.00
Hospitals (aid and maintenance)	2,400.00
Other	2,100.00
Recreation	
Beaches and boardwalks	50,470.45
Parks and playgrounds	33,075.00
Other	11,300.00
Educational	
(Exclusive of school districts)	11,300.00
Unclassified Purposes	
(Including contingent)	45,750.00
SUB-TOTAL—Municipal functions..	\$1,130,815.00

Per Capita—Municipal functions	\$69.17
Capital imp'ts and capital imp't fund	\$120,000.00
Debt Service	
Principal payments	\$335,000.00
Interest payments	122,724.75
Total	*457,724.75
Per Capita Debt Service	
Deferred Charges and Statutory Expenditures	\$28.00
Emergencies	\$12,250.00
Other deferred chgs.	53,267.13
Total	65,517.13
TOTAL—Municipal expenditures . . .	\$1,774,056.88

Required Payments for Local School, County, and Special District Taxes	2,455,023.89
TOTAL EXPENDITURES AND REQUIRED PAYMENTS	\$4,229,080.77
Reserve for uncollected taxes	\$263,000.00
GRAND TOTAL—Budget	\$4,492,080.77

RECEIPTS AND REVENUES REALIZED IN 1956 TO MEET EXPENDITURES AND REQUIRED PAYMENTS	
Surplus revenue appropriated	\$554,000.00
Miscellaneous revenues realized	905,976.87
State aid revenues realized	76,858.10
Delinquent taxes including liens—1956 collections	65,706.38
Current taxes—1956 collections	3,011,757.05
Emergency borrowings	
TOTAL RECEIPTS AND REVENUES REALIZED	\$4,614,298.40

CAPITAL OUTLAY—1956	
Beaches and boardwalks	
Buildings and equipment	\$19,874.93
Parks and playgrounds	6,532.00
Sewers	52,608.53
Streets, roads and bridges	101,617.37
Water supply	201,100.84
Other	

Tax rate	\$9.98
Local school tax rate	5.55
County tax rate	3.06
Local purpose tax rate	1.37

TAXES	
Local school tax	\$1,543,986.92
County taxes	852,447.81
Special district taxes	298,017.66
Local purpose levy	\$2,694,452.39
Total tax levy (tax duplicate) . .	\$3,073,629.77

Per Capita Total Tax Levy	\$188.01
--	-----------------

Current	
1956 taxes levied (total)	\$3,128,194.53
Collected in 1956	3,011,757.05
Per cent of levy collected in 1956	96.27
Transferred to liens	14,970.61
Cancelled, abated or adjusted	20,406.63
Outstanding December 31, 1956	\$81,060.24

All Prior Years Outstanding	
Balance January 1, 1956	\$63,296.51
Collected in 1956	62,063.64
Balance December 31, 1956	\$397.66

Tax Title Liens Outstanding	
Balance January 1, 1956	\$403,841.51
Redeemed by cash	3,642.74
Balance December 31, 1956	\$276,780.90

Property Acquired by Deed or Foreclosure	
Balance January 1, 1956	\$510,501.45
Sale for cash	127,023.51
Balance December 31, 1956	\$557,008.81

CAPITAL DEBT, DECEMBER 31, 1956	
Gross Debt	
School debt	\$3,969,600.00
Self-liquidating debt.	305,000.00
Other capital debt	1,027,000.00
TOTAL GROSS DEBT	\$5,301,600.00
Per Capita Gross Debt	\$324.30

Deductions for	
School debt	\$1,489,148.00
Self-liquidating debt.	305,000.00
Other capital debt	102,880.00
TOTAL DEDUCTIONS	1,897,028.00
NET DEBT	\$3,404,572.00

Average Assessed Valuations	
Real Property 1954-1955-1956	\$24,819,128.00
Per Cent of Net Debt	13.71

CURRENT FINANCES DECEMBER 31, 1956	
Cash	\$940,608.38
Taxes receivable	81,457.90
Tax title liens	276,780.90
Foreclosed property	557,008.81
Other receivables	232,665.45
State road aid receivable	63,666.88
Emergencies and deferred charges	
TOTAL ASSETS	\$2,152,188.32

Cash liabilities	\$268,943.33
Reserves for receivables	1,147,913.06
Surplus revenue	735,331.93
TOTAL LIABILITIES AND SURPLUS	\$2,152,188.32

* Includes \$239,428.50 Chapter VI School Debt Service.

EGG HARBOR TOWNSHIP—ATLANTIC COUNTY

Population Census, 1950—4,991

Land Area 64.5 sq. mi.

Net Valuation Taxable \$2,471,473

EXPENDITURES AND RE-REQUIRED PAYMENTS FOR 1956

General Government	
Administrative and executive	\$25,960.00
Assessment and collection of taxes	21,310.00
Finance Department	1,300.00
Protection to Persons & Property	
Fire	12,650.00
Police	6,500.00
Other
Streets and Roads	
Repairs and maintenance	62,307.78
Street lighting	8,000.00
Sanitation	
Street cleaning
Garbage and ash removal	1,810.00
Sewers
Health and Charities	
Health service	3,290.00
Welfare—public assistance	3,950.00
Hospitals (aid and maintenance) ..	1,000.00
Other	500.00
Recreation	
Beaches and boardwalks
Parks and playgrounds
Other
Educational	
(Exclusive of school districts)
Unclassified Purposes	
(Including contingent)	200.00
SUB-TOTAL—Municipal functions..	\$148,777.78

Per Capita—Municipal functions	\$29.81
Capital imp'ts and capital imp't fund	\$19,444.44
Debt Service	
Principal payments ..	\$5,000.00
Interest payments ..	1,920.00
Total	6,920.00
Per Capita Debt Service	
.....	\$1.39
Deferred Charges and Statutory Expenditures	
Emergencies	\$75.00
Other deferred chgs.	1,206.26
Total	1,281.26
TOTAL—Municipal expenditures ...	\$176,963.43

Required Payments for Local School, County, and Special District Taxes	274,289.62
---	-------------------

TOTAL EXPENDITURES AND REQUIRED PAYMENTS	\$451,253.05
---	---------------------

Reserve for uncollected taxes	\$111,093.21
GRAND TOTAL—Budget	\$562,346.26

RECEIPTS AND REVENUES REALIZED IN 1956 TO MEET EXPENDITURES AND RE-REQUIRED PAYMENTS

Surplus revenue appropriated ..	\$80,000.00
Miscellaneous revenues realized. .	193,975.98
State aid revenues realized	12,630.80
Delinquent taxes including	
liens—1956 collections	38,290.41
current taxes—1956 collections..	237,085.92
Emergency borrowings
TOTAL RECEIPTS AND REVENUES REALIZED	\$561,983.11

CAPITAL OUTLAY—1956

Beaches and boardwalks
Buildings and equipment
Parks and playgrounds
Sewers
Streets, roads and bridges
Water supply
Other

Tax rate	\$16.56
Local school tax rate	10.94
County tax rate	2.69
Local purpose tax rate	2.93

TAXES

Local school tax ...	\$220,145.80
County taxes	54,143.82
Special district taxes
Local purpose levy	\$274,289.62
.....	58,589.69
Total tax levy (tax duplicate) ..	\$332,879.31

Per Capita Total Tax Levy	\$66.70
--	----------------

Current

1956 taxes levied (total)	\$336,982.60
Collected in 1956	237,085.92
Per cent of levy collected in 1956 ...	70.35
Transferred to liens	31,025.52
Cancelled, abated or adjusted	3,627.10
Outstanding December 31, 1956 ..	\$65,244.06

All Prior Years Outstanding

Balance January 1, 1956	\$149,765.43
Collected in 1956	27,339.60
Balance December 31, 1956	\$119,383.83

Tax Title Liens Outstanding

Balance January 1, 1956	\$369,291.92
Redeemed by cash	10,950.81
Balance December 31, 1956	\$372,997.72

Property Acquired by Deed or Foreclosure

Balance January 1, 1956	\$23,149.75
Sale for cash	57,831.00
Balance December 31, 1956	\$6,924.75

CAPITAL DEBT, DECEMBER 31, 1956

Gross Debt	
School debt	\$385,000.00
Self-liquidating debt.
Other capital debt ..	43,000.00
TOTAL GROSS DEBT	\$428,000.00
Per Capita Gross Debt	\$85.75

Deductions for

School debt	\$103,904.00
Self-liquidating debt.
Other capital debt
TOTAL DEDUCTIONS	103,904.00
NET DEBT	\$324,096.00

Average Assessed Valuations

Real Property 1954-1955-1956..	\$1,731,737.00
Per Cent of Net Debt	18.71

CURRENT FINANCES DECEMBER 31, 1956

Cash	\$178,548.38
Taxes receivable	184,627.89
Tax title liens	372,997.72
Foreclosed property	6,924.75
Other receivables	19,001.51
State road aid receivable	7,260.29
Emergencies and deferred charges ..	12,000.00
TOTAL ASSETS	\$781,360.54

Cash liabilities	\$48,822.13
Reserves for receivables	583,551.87
Surplus revenue	148,986.54
TOTAL LIABILITIES AND SURPLUS	\$781,360.54

EGG HARBOR CITY—ATLANTIC COUNTY

Population Census, 1950—3,838

Land Area 11.09 sq. mi.

Net Valuation Taxable \$1,905,204

EXPENDITURES AND REQUIRED PAYMENTS FOR 1956

General Government	
Administrative and executive . . .	\$27,625.00
Assessment and collection of taxes	8,900.00
Finance Department	700.00
Protection to Persons & Property	
Fire	10,990.00
Police	18,800.00
Other
Streets and Roads	
Repairs and maintenance	27,000.00
Street lighting	12,300.00
Sanitation	
Street cleaning
Garbage and ash removal	3,950.00
Sewers
Health and Charities	
Health service	1,705.00
Welfare—public assistance	3,600.00
Hospitals (aid and maintenance)
Other
Recreation	
Beaches and boardwalks
Parks and playgrounds	6,300.00
Other
Educational	
(Exclusive of school districts)	1,120.00
Unclassified Purposes	
(Including contingent)	2,500.00
SUB-TOTAL—Municipal functions..	\$125,490.00

Per Capita—Municipal Functions	\$32.70
Capital imp'ts and capital imp't fund	\$21,500.00
Debt Service	
Principal payments	\$22,000.00
Interest payments	7,832.50
Total	\$29,832.50
Per Capita Debt Service	\$7.77
Deferred Charges and Statutory Expenditures	
Emergencies
Other deferred chgs.	\$5,189.00
Total	5,189.00
TOTAL—Municipal expenditures . . .	\$182,011.50

Required Payments for Local School, County, and Special District Taxes	156,771.83
TOTAL EXPENDITURES AND REQUIRED PAYMENTS	\$338,783.33
Reserve for uncollected taxes	\$25,715.14
GRAND TOTAL—Budget	\$364,498.47

RECEIPTS AND REVENUES REALIZED IN 1956 TO MEET EXPENDITURES AND REQUIRED PAYMENTS	
Surplus revenue appropriated	\$30,000.00
Miscellaneous revenues realized.	73,477.39
State aid revenues realized	13,934.00
Delinquent taxes including	
liens—1956 collections	9,472.57
Current taxes—1956 collections.. . . .	243,741.95
Emergency borrowings
TOTAL RECEIPTS AND REVENUES REALIZED	\$370,625.91

CAPITAL OUTLAY—1956	
Beaches and boardwalks
Buildings and equipment
Parks and playgrounds
Sewers	\$1,000.00
Streets, roads and bridges
Water supply
Other	1,400.00

Tax rate	\$13.54
Local school tax rate	5.90
County tax rate	2.46
Local purpose tax rate	5.18

TAXES	
Local school tax	\$112,477.73
County taxes	47,009.10
Special district taxes
Local purpose levy	\$159,486.83
	100,211.41
Total tax levy (tax duplicate) ..	\$259,698.24

Per Capita Total Tax Levy	\$67.66
Current	
1956 taxes levied (total)	\$259,962.73
Collected in 1956	243,741.95
Per cent of levy collected in 1956	93.76
Transferred to liens	2,390.25
Cancelled, abated or adjusted
Outstanding December 31, 1956 ..	\$13,830.53

All Prior Years Outstanding	
Balance January 1, 1956	\$10,788.66
Collected in 1956	8,850.08
Balance December 31, 1956	\$1,943.88

Tax Title Liens Outstanding	
Balance January 1, 1956	\$177,592.39
Redeemed by cash	622.49
Balance December 31, 1956	\$175,290.47

Property Acquired by Deed or Foreclosure	
Balance January 1, 1956	\$25,303.00
Sale for cash	12,150.00
Balance December 31, 1956	\$17,225.00

CAPITAL DEBT, DECEMBER 31, 1956	
Gross Debt	
School debt	\$20,000.00
Self-liquidating debt.	300,000.00
Other capital debt	199,000.00
TOTAL GROSS DEBT	\$519,000.00
Per Capita Gross Debt	\$135.23

Deductions for	
School debt	\$20,000.00
Self-liquidating debt.	300,000.00
Other capital debt
TOTAL DEDUCTIONS	320,000.00
NET DEBT	\$199,000.00

Average Assessed Valuations	
Real Property 1954-1955-1956.. . . .	\$1,741,098.00
Per Cent of Net Debt	11.42

CURRENT FINANCES DECEMBER 31, 1956	
Cash	\$113,326.86
Taxes receivable	15,774.41
Tax title liens	175,290.47
Foreclosed property	17,225.00
Other receivables
State road aid receivable	6,644.37
Emergencies and deferred charges
TOTAL ASSETS	\$328,261.11
Cash liabilities	\$26,279.82
Reserves for receivables	208,289.88
Surplus revenue	93,691.41
TOTAL LIABILITIES AND SURPLUS	\$328,261.11

* Includes \$2,715.00 Chapter VI School Debt Service.

ELIZABETH CITY—UNION COUNTY

Population Census, 1950—112,817 Land Area 11.69 sq. mi. Net Valuation Taxable \$150,929,401

EXPENDITURES AND REQUIRED PAYMENTS FOR 1956		Tax rate \$7.73
General Government		Local school tax rate 3.35
Administrative and executive	\$458,742.18	County tax rate 0.68
Assessment and collection of taxes	129,389.00	Local purpose tax rate 3.70
Finance Department	81,940.75	
Protection to Persons & Property		TAXES
Fire	1,290,623.42	Local school tax . . . \$5,049,892.32
Police	1,567,294.89	County taxes 1,028,321.17
Other	Special district taxes
Streets and Roads		Local purpose levy 5,601,706.71
Repairs and maintenance	453,871.21	Total tax levy (tax duplicate) .. <u>\$11,679,920.20</u>
Street lighting	155,000.00	
Sanitation		Per Capita Total Tax Levy \$103.53
Street cleaning	303,208.07	
Garbage and ash removal	405,000.00	
Sewers	170,871.87	
Health and Charities		Current
Health service	236,336.80	1956 taxes levied (total) \$11,687,404.34
Welfare—public assistance	190,924.80	Collected in 1956 11,304,959.51
Hospitals (aid and maintenance)	120,000.00	Per cent of levy collected in 1956 96.72
Other	Transferred to liens 10,809.05
Recreation		Cancelled, abated or adjusted 17,586.61
Beaches and boardwalks	Outstanding December 31, 1956 .. <u>\$354,049.17</u>
Parks and playgrounds	248,580.20	
Other	
Educational		All Prior Years Outstanding
(Exclusive of school districts)	283,964.72	Balance January 1, 1956 \$916,304.45
Unclassified Purposes		Collected in 1956 345,758.24
(Including contingent)	113,691.18	Balance December 31, 1956 <u>\$567,472.26</u>
SUB-TOTAL—Municipal functions..	<u>\$6,209,439.09</u>	Tax Title Liens Outstanding
Per Capita—Municipal functions	\$55.04	Balance January 1, 1956 \$123,722.36
Capital imp'ts and capital imp't fund	\$15,000.00	Redeemed by cash 57,066.94
Debt Service		Balance December 31, 1956 <u>\$60,439.76</u>
Principal payments . . . \$734,625.00		
Interest payments 230,948.25		Property Acquired by Deed or Foreclosure
Total	*965,573.25	Balance January 1, 1956 \$180,900.00
Per Capita Debt Service	\$8.56	Sale for cash 25,150.00
Deferred Charges and Statutory Expenditures		Balance December 31, 1956 <u>\$178,834.40</u>
Emergencies \$38,810.00		
Other deferred chgs. 672,998.40		
Total	711,808.40	
TOTAL—Municipal expenditures . . .	<u>\$7,901,820.74</u>	
Required Payments for Local School, County, and Special District Taxes	5,750,441.49	
TOTAL EXPENDITURES AND REQUIRED PAYMENTS	\$13,652,262.23	
Reserve for uncollected taxes	\$603,371.11	
GRAND TOTAL—Budget	<u>\$14,255,633.34</u>	
RECEIPTS AND REVENUES REALIZED IN 1956 TO MEET EXPENDITURES AND REQUIRED PAYMENTS		
Surplus revenue appropriated	\$619,138.78	
Miscellaneous revenues realized	1,715,991.67	
State aid revenues realized	151,119.01	
Delinquent taxes including:		
Liens—1956 collections	402,825.18	
Current taxes—1956 collections..	11,304,959.51	
Emergency borrowings	
TOTAL RECEIPTS AND REVENUES REALIZED	<u>\$14,194,034.15</u>	
CAPITAL OUTLAY—1956		
Beaches and boardwalks	
Buildings and equipment	\$633,725.38	
Parks and playgrounds	20,499.59	
Sewers	1,108,257.75	
Streets, roads and bridges	335,470.16	
Water supply	
Other	
CAPITAL DEBT, DECEMBER 31, 1956		
Gross Debt		
School debt	\$6,570,900.00	
Self-liquidating debt.	1,881,000.00	
Other capital debt	8,488,020.00	
TOTAL GROSS DEBT	\$16,939,920.00	
Per Capita Gross Debt \$150.15		
Deductions for		
School debt	\$6,570,900.00	
Self-liquidating debt.	1,881,000.00	
Other capital debt	57,500.00	
TOTAL DEDUCTIONS	8,509,400.00	
NET DEBT	<u>\$8,430,520.00</u>	
Average Assessed Valuations		
Real Property 1954-1955-1956..	\$131,336,247.00	
Per Cent of Net Debt	6.41	
CURRENT FINANCES DECEMBER 31, 1956		
Cash	\$1,672,137.39	
Taxes receivable	921,521.43	
Tax title liens	60,439.76	
Foreclosed property	178,834.40	
Other receivables	9,814.22	
State road aid receivable	57,354.00	
Emergencies and deferred charges	61,538.90	
TOTAL ASSETS	<u>\$2,961,640.10</u>	
Cash liabilities	\$716,368.94	
Reserves for receivables	1,170,609.81	
Surplus revenue	1,074,661.35	
TOTAL LIABILITIES AND SURPLUS	<u>\$2,961,640.10</u>	

* Includes \$327,772.00 Chapter VI School Debt Service.

ELK TOWNSHIP—GLOUCESTER COUNTY

Population Census, 1950—2,074 Land Area 20.19 sq. mi. Net Valuation Taxable \$1,245,189

EXPENDITURES AND REQUIRED PAYMENTS FOR 1956	
General Government	
Administrative and executive	\$7,015.00
Assessment and collection of taxes	7,650.00
Finance Department	
Protection to Persons & Property	
Fire	1,200.00
Police	200.00
Other	
Streets and Roads	
Repairs and maintenance	7,250.00
Street lighting	2,325.00
Sanitation	
Street cleaning	
Garbage and ash removal	
Sewers	
Health and Charities	
Health service	385.00
Welfare—public assistance	1,610.00
Hospitals (aid and maintenance)	
Other	
Recreation	
Beaches and boardwalks	
Parks and playgrounds	
Other	
Educational (Exclusive of school districts) ..	
Unclassified Purposes (Including contingent)	
	50.00
SUB-TOTAL—Municipal functions..	\$27,685.00
Per Capita—Municipal functions ...	
	\$13.35
Capital imp'ts and capital imp't fund	\$3,600.00
Debt Service	
Principal payments ..	\$5,000.00
Interest payments ..	1,880.00
Total	6,880.00
Per Capita Debt Service	
	\$3.32
Deferred Charges and Statutory Expenditures	
Emergencies	\$3,000.00
Other deferred chgs.	165.00
Total	3,165.00
TOTAL—Municipal expenditures ...	\$41,330.00
Required Payments for Local School, County, and Special District Taxes	
	85,721.09
TOTAL EXPENDITURES AND REQUIRED PAYMENTS	\$127,051.09
Reserve for uncollected taxes	24,141.70
GRAND TOTAL—Budget	\$151,192.79
RECEIPTS AND REVENUES REALIZED IN 1956 TO MEET EXPENDITURES AND REQUIRED PAYMENTS	
Surplus revenue appropriated ..	\$16,700.00
Miscellaneous revenues realized ..	21,015.49
State aid revenues realized	6,569.00
Delinquent taxes including	
liens—1956 collections	13,989.35
Current taxes—1956 collections..	70,054.47
Emergency borrowings	
TOTAL RECEIPTS AND REVENUES REALIZED	\$128,328.31
CAPITAL OUTLAY—1956	
Beaches and boardwalks	
Buildings and equipment	
Parks and playgrounds	
Sewers	
Streets, roads and bridges	
Water supply	
Other	

Tax rate	\$7.22
Local school tax rate	5.66
County tax rate	1.22
Local purpose tax rate	0.34
TAXES	
Local school tax ...	\$70,523.08
County taxes	15,198.01
Special district taxes	
Local purpose levy	\$85,721.09
	4,002.70
Total tax levy (tax duplicate) ..	\$89,723.79
Per Capita Total Tax Levy	\$43.26
Current	
1956 taxes levied (total)	\$89,907.86
Collected in 1956	70,054.47
Per cent of levy collected in 1956 ...	77.91
Transferred to liens	
Cancelled, abated or adjusted	
Outstanding December 31, 1956 ..	\$19,853.39
All Prior Years Outstanding	
Balance January 1, 1956	\$32,782.39
Collected in 1956	11,395.46
Balance December 31, 1956	\$21,386.93
Tax Title Liens Outstanding	
Balance January 1, 1956	\$34,744.89
Redeemed by cash	2,593.89
Balance December 31, 1956	\$32,151.00
Property Acquired by Deed or Foreclosure	
Balance January 1, 1956	\$34,297.10
Sale for cash	2,195.64
Balance December 31, 1956	\$32,797.10
CAPITAL DEBT, DECEMBER 31, 1956	
Gross Debt	
School debt	\$171,000.00
Self-liquidating debt.	
Other capital debt ..	42,000.00
TOTAL GROSS DEBT	\$213,000.00
Per Capita Gross Debt	\$102.70
Deductions for	
School debt	\$64,302.00
Self-liquidating debt.	
Other capital debt ..	
TOTAL DEDUCTIONS	64,302.00
NET DEBT	\$148,698.00
Average Assessed Valuations	
Real Property 1954-1955-1956..	\$1,071,701.00
Per Cent of Net Debt	13.87
CURRENT FINANCES DECEMBER 31, 1956	
Cash	\$45,895.93
Taxes receivable	41,240.32
Tax title liens	32,151.00
Foreclosed property	32,797.10
Other receivables	10.00
State road aid receivable	3,000.00
Emergencies and deferred charges ..	2,500.00
TOTAL ASSETS	\$157,594.35
Cash liabilities	\$4,267.77
Reserves for receivables	106,198.42
Surplus revenue	47,128.16
TOTAL LIABILITIES AND SURPLUS	\$157,594.35

ELMER BOROUGH—SALEM COUNTY

Population Census, 1950—1,460

Land Area 0.72 sq. mi.

Net Valuation Taxable \$949,604

EXPENDITURES AND REQUIRED PAYMENTS FOR 1956	
General Government	
Administrative and executive	\$7,725.00
Assessment and collection of taxes	1,550.00
Finance Department	450.00
Protection to Persons & Property	
Fire	3,250.00
Police	2,900.00
Other
Streets and Roads	
Repairs and maintenance	2,650.00
Street lighting	3,963.00
Sanitation	
Street cleaning	200.00
Garbage and ash removal	2,400.00
Sewers
Health and Charities	
Health service	725.00
Welfare—public assistance	125.00
Hospitals (aid and maintenance)	300.00
Other
Recreation	
Beaches and boardwalks
Parks and playgrounds	1,000.00
Other
Educational	
(Exclusive of school districts)	250.00
Unclassified Purposes	
(Including contingent)	750.00
SUB-TOTAL—Municipal functions..	\$28,238.00

Per Capita—Municipal functions	\$19.34
Capital imp'ts and capital imp't fund	\$9,500.00
Debt Service	
Principal payments
Interest payments ..	\$150.00
Total	150.00
Per Capita Debt Service	\$0.10
Deferred Charges and Statutory Expenditures	
Emergencies
Other deferred chgs.	\$2,083.44
Total	2,083.44

TOTAL—Municipal expenditures	\$39,971.44
Required Payments for Local School, County, and Special District Taxes	
	63,527.50
TOTAL EXPENDITURES AND REQUIRED PAYMENTS	\$103,498.94
Reserve for uncollected taxes	\$12,223.55
GRAND TOTAL—Budget	\$115,722.49

RECEIPTS AND REVENUES REALIZED IN 1956 TO MEET EXPENDITURES AND REQUIRED PAYMENTS	
Miscellaneous revenue appropriated	\$20,024.70
Miscellaneous revenues realized	8,544.27
State aid revenues realized	7,941.20
Delinquent taxes including	
Liens—1956 collections	4,710.33
Current taxes—1956 collections	76,282.04
Emergency borrowings
TOTAL RECEIPTS AND REVENUES REALIZED	\$117,502.54

CAPITAL OUTLAY—1956	
Beaches and boardwalks
Buildings and equipment
Parks and playgrounds
Sewers
Streets, roads and bridges
Water supply
Other

Tax rate	\$8.25
Local school tax rate	4.40
County tax rate	2.29
Local purpose tax rate	1.56

TAXES	
Local school tax	\$41,803.86
County taxes	21,723.64
Special district taxes
Local purpose levy	\$63,527.50
	17,656.29
Total tax levy (tax duplicate) ..	\$81,183.79

Per Capita Total Tax Levy		\$55.61
Current		
1956 taxes levied (total)	\$82,659.23	
Collected in 1956	76,282.04	
Per cent of levy collected in 1956	92.28	
Transferred to liens	70.00	
Cancelled, abated or adjusted	462.00	
Outstanding December 31, 1956 ..	\$5,845.19	

All Prior Years Outstanding	
Balance January 1, 1956	\$8,091.99
Collected in 1956	4,510.33
Balance December 31, 1956	\$3,256.97

Tax Title Liens Outstanding	
Balance January 1, 1956	\$484.22
Redeemed by cash	200.00
Balance December 31, 1956	\$354.22

Property Acquired by Deed or Foreclosure	
Balance January 1, 1956
Sale for cash
Balance December 31, 1956

CAPITAL DEBT, DECEMBER 31, 1956	
Gross Debt	
School debt
Self-liquidating debt.
Other capital debt
TOTAL GROSS DEBT
Per Capita Gross Debt	

Deductions for	
School debt
Self-liquidating debt.
Other capital debt
TOTAL DEDUCTIONS
NET DEBT

Average Assessed Valuations	
Real Property 1954-1955-1956..	\$831,314.00
Per Cent of Net Debt

CURRENT FINANCES DECEMBER 31, 1956	
Cash	\$32,790.48
Taxes receivable	9,102.16
Tax title liens	354.22
Foreclosed property
Other receivables
State road aid receivable	4,178.39
Emergencies and deferred charges
TOTAL ASSETS	\$46,425.25
Cash liabilities	\$7,117.90
Reserves for receivables	9,456.38
Surplus revenue	29,850.97
TOTAL LIABILITIES AND SURPLUS	\$46,425.25

ELSINBORO TOWNSHIP—SALEM COUNTY

Population Census, 1950—674

Land Area 13.04 sq. mi.

Net Valuation Taxable \$667,263

EXPENDITURES AND REQUIRED PAYMENTS FOR 1956

General Government	
Administrative and executive	\$3,989.76
Assessment and collection of taxes	1,465.85
Finance Department	145.00
Protection to Persons & Property	
Fire	750.00
Police	435.60
Other
Streets and Roads	
Repairs and maintenance	5,300.00
Street lighting	1,386.00
Sanitation	
Street cleaning
Garbage and ash removal
Sewers
Health and Charities	
Health service	216.19
Welfare—public assistance	143.79
Hospitals (aid and maintenance)	200.00
Other
Recreation	
Beaches and boardwalks
Parks and playgrounds
Other
Educational	
(Exclusive of school districts)
Unclassified Purposes	
(Including contingent)	250.00
SUB-TOTAL—Municipal functions..	\$14,282.19

Per Capita—Municipal functions	\$21.19
Capital imp'ts and capital imp't fund	\$1,500.00
Debt Service	
Principal payments
Interest payments
Total

Per Capita Debt Service	
Deferred Charges and Statutory Expenditures	
Emergencies
Other deferred chgs.	\$58.81
Total	58.81

TOTAL—Municipal expenditures ... \$15,841.00

Required Payments for Local School, County, and Special District Taxes	32,782.04
---	------------------

TOTAL EXPENDITURES AND REQUIRED PAYMENTS \$48,623.04

Reserve for uncollected taxes \$10,383.86

GRAND TOTAL—Budget \$59,006.90

RECEIPTS AND REVENUES REALIZED IN 1956 TO MEET EXPENDITURES AND REQUIRED PAYMENTS

Surplus revenue appropriated ..	\$5,000.00
Miscellaneous revenues realized ..	7,553.47
State aid revenues realized	4,823.00
Delinquent taxes including	
liens—1956 collections	9,804.39
Current taxes—1956 collections..	32,945.71
Emergency borrowings

TOTAL RECEIPTS AND REVENUES REALIZED \$60,131.57

CAPITAL OUTLAY—1956

Beaches and boardwalks
Buildings and equipment
Parks and playgrounds
Sewers
Streets, roads and bridges
Water supply
Other

Tax rate	\$6.07
Local school tax rate	2.84
County tax rate	2.07
Local purpose tax rate	1.16

TAXES

Local school tax ...	\$18,947.05	
County taxes	13,834.99	
Special district taxes	
Local purpose levy	7,696.86	\$32,782.04
Total tax levy (tax duplicate) ..	\$40,478.90	

Per Capita Total Tax Levy \$60.06

Current	
1956 taxes levied (total)	\$40,832.27
Collected in 1956	32,945.71
Per cent of levy collected in 1956 ...	80.68
Transferred to liens
Cancelled, abated or adjusted ...	30.35
Outstanding December 31, 1956 ..	\$7,856.21

All Prior Years Outstanding	
Balance January 1, 1956	\$16,719.33
Collected in 1956	9,804.39
Balance December 31, 1956	\$6,352.48

Tax Title Liens Outstanding	
Balance January 1, 1956
Redeemed by cash
Balance December 31, 1956

Property Acquired by Deed or Foreclosure	
Balance January 1, 1956
Sale for cash
Balance December 31, 1956

CAPITAL DEBT, DECEMBER 31, 1956

Gross Debt	
School debt	\$50,000.00
Self-liquidating debt.
Other capital debt
TOTAL GROSS DEBT	\$50,000.00
Per Capita Gross Debt	\$74.18

Deductions for	
School debt	\$31,644.00
Self-liquidating debt.
Other capital debt
TOTAL DEDUCTIONS	31,644.00
NET DEBT	\$18,356.00

Average Assessed Valuations	
Real Property 1954-1955-1956..	\$527,407.00
Per Cent of Net Debt	3.48

CURRENT FINANCES DECEMBER 31, 1956

Cash	\$23,303.70
Taxes receivable	14,208.69
Tax title liens
Foreclosed property
Other receivables	94.38
State road aid receivable	796.85
Emergencies and deferred charges
TOTAL ASSETS	\$38,403.62
Cash liabilities	\$1,419.90
Reserves for receivables	14,303.07
Surplus revenue	22,680.65
TOTAL LIABILITIES AND SURPLUS	\$38,403.62

EMERSON BOROUGH—BERGEN COUNTY

Population Census, 1950—1,744

Land Area 2.35 sq. mi.

Net Valuation Taxable \$4,687,351

EXPENDITURES AND REQUIRED PAYMENTS FOR 1956	
General Government	
Administrative and executive	\$35,623.38
Assessment and collection of taxes	7,695.00
Finance Department	1,400.00
Protection to Persons & Property	
Fire	19,100.00
Police	39,073.12
Other
Streets and Roads	
Repairs and maintenance	37,600.00
Street lighting	7,100.00
Sanitation	
Street cleaning
Garbage and ash removal
Sewers
Health and Charities	
Health service	7,075.00
Welfare—public assistance	301.00
Hospitals (aid and maintenance)
Other
Recreation	
Beaches and boardwalks
Parks and playgrounds	7,300.00
Other
Educational	
(Exclusive of school districts)
Unclassified Purposes	
(Including contingent)	6,800.00
SUB-TOTAL—Municipal functions..	\$169,067.50
Per Capita—Municipal functions	
Capital imp'ts and capital imp't fund	\$96.94
Debt Service
Principal payments ..	\$2,000.00
Interest payments ..	662.50
Total	2,662.50
Per Capita Debt Service	
Deferred Charges and Statutory Expenditures	\$1.53
Emergencies	\$6,500.00
Other deferred chgs.	4,499.28
Total	10,999.28
TOTAL—Municipal expenditures ...	\$183,229.28
Required Payments for Local School, County, and Special District Taxes	
TOTAL EXPENDITURES AND REQUIRED PAYMENTS	\$512,965.36
Reserve for uncollected taxes	\$25,281.89
GRAND TOTAL—Budget	\$538,247.25
RECEIPTS AND REVENUES REALIZED IN 1956 TO MEET EXPENDITURES AND REQUIRED PAYMENTS	
Surplus revenue appropriated ..	\$55,000.00
Miscellaneous revenues realized ..	76,387.26
State aid revenues realized	2,311.00
Delinquent taxes including
liens—1956 collections	10,949.49
Current taxes—1956 collections..	412,760.60
Emergency borrowings
TOTAL RECEIPTS AND REVENUES REALIZED	\$557,408.35
CAPITAL OUTLAY—1956	
Beaches and boardwalks
Buildings and equipment
Parks and playgrounds
Sewers
Streets, roads and bridges
Water supply
Other	\$5,455.70

Tax rate	\$8.88
Local school tax rate	5.76
County tax rate	1.28
Local purpose tax rate	1.84
TAXES	
Local school tax ...	\$269,790.93
County taxes	59,945.15
Special district taxes
Local purpose levy	\$329,736.08
Total tax levy (tax duplicate) ..	\$416,036.25
Per Capita Total Tax Levy	
Current	\$238.55
1956 taxes levied (total)	\$427,326.77
Collected in 1956	412,760.60
Per cent of levy collected in 1956 ...	96.59
Transferred to liens	137.64
Cancelled, abated or adjusted ..	1,540.68
Outstanding December 31, 1956 ..	\$12,887.85
All Prior Years Outstanding	
Balance January 1, 1956	\$12,202.34
Collected in 1956	9,826.24
Balance December 31, 1956	\$2,376.10
Tax Title Liens Outstanding	
Balance January 1, 1956	\$3,030.82
Redeemed by cash	1,123.25
Balance December 31, 1956	\$2,045.21
Property Acquired by Deed or Foreclosure	
Balance January 1, 1956	\$10,775.00
Sale for cash	9,160.00
Balance December 31, 1956	\$6,340.00

CAPITAL DEBT, DECEMBER 31, 1956	
Gross Debt	
School debt	\$427,000.00
Self-liquidating debt
Other capital debt ..	32,831.00
TOTAL GROSS DEBT	\$459,831.00
Per Capita Gross Debt	
Deductions for	\$263.66
School debt	\$224,440.00
Self-liquidating debt
Other capital debt
TOTAL DEDUCTIONS	224,440.00
NET DEBT	\$235,391.00

Average Assessed Valuations	
Real Property 1954-1955-1956..	\$3,740,668.00
Per Cent of Net Debt	6.29

CURRENT FINANCES DECEMBER 31, 1956	
Cash	\$184,403.11
Taxes receivable	15,263.95
Tax title liens	2,045.21
Foreclosed property	6,340.00
Other receivables	12,531.45
State road aid receivable
Emergencies and deferred charges ..	7,900.00
TOTAL ASSETS	\$228,483.72
Cash liabilities	\$98,618.90
Reserves for receivables	36,180.61
Surplus revenue	93,684.21
TOTAL LIABILITIES AND SURPLUS	\$228,483.72

ENGLEWOOD CITY—BERGEN COUNTY

Population Census, 1950—23,145

Land Area 4.9 sq. mi.

Net Valuation Taxable \$44,710,875

EXPENDITURES AND REQUIRED PAYMENTS FOR 1956

General Government	
Administrative and executive	\$121,562.03
Assessment and collection of taxes	51,690.12
Finance Department	28,303.60
Protection to Persons & Property	
Fire	260,791.94
Police	404,465.20
Other
Streets and Roads	
Repairs and maintenance	157,596.07
Street lighting	42,276.38
Sanitation	
Street cleaning	113,187.55
Garbage and ash removal	152,598.21
Sewers
Health and Charities	
Health service	48,521.47
Welfare—public assistance	13,474.07
Hospitals (aid and maintenance) ..	7,500.00
Other	3,666.50
Recreation	
Beaches and boardwalks
Parks and playgrounds	117,248.19
Other	30,564.18
Educational	
(Exclusive of school districts) ..	54,497.95
Unclassified Purposes	
(Including contingent)	12,132.71
SUB-TOTAL—Municipal functions..	\$1,620,076.17

Per Capita—Municipal functions	
Capital imp'ts and capital imp't fund	\$70.00
Debt Service	\$25,000.00
Principal payments ..	\$209,482.86
Interest payments ..	47,419.33
Total	*256,902.19
Per Capita Debt Service	
Debt Service	\$11.10
Deferred Charges and Statutory Expenditures	
Emergencies	\$52,100.00
Other deferred chgs.	143,940.37
Total	196,040.37

TOTAL—Municipal expenditures ... \$2,098,018.73

Required Payments for Local School, County, and Special District Taxes	1,574,683.41
---	---------------------

TOTAL EXPENDITURES AND REQUIRED PAYMENTS \$3,672,702.14

Reserve for uncollected taxes \$250,497.21

GRAND TOTAL—Budget \$3,923,199.35

RECEIPTS AND REVENUES REALIZED IN 1956 TO MEET EXPENDITURES AND REQUIRED PAYMENTS

Surplus revenue appropriated ..	\$315,000.00
Miscellaneous revenues realized ..	421,871.17
State aid revenues realized	31,187.87
Delinquent taxes including	
liens—1956 collections	84,738.07
Current taxes—1956 collections ..	3,093,423.01
Emergency borrowings
TOTAL RECEIPTS AND REVENUES REALIZED	\$3,946,220.12

CAPITAL OUTLAY—1956

Beaches and boardwalks
Buildings and equipment	\$286,617.34
Parks and playgrounds
Sewers	18,765.39
Streets, roads and bridges	52,423.23
Water supply
Other	129,871.29

Tax rate	\$7.02
Local school tax rate	3.00
County tax rate	0.85
Local purpose tax rate	3.17

TAXES

Local school tax ...	\$1,339,096.80
County taxes	381,295.61
Special district taxes
Local purpose levy	\$1,720,392.41
	1,427,236.13
Total tax levy (tax duplicate) ..	\$3,147,628.54

Per Capita Total Tax Levy **\$136.00**

Current

1956 taxes levied (total)	\$3,189,292.69
Collected in 1956	3,093,423.01
Per cent of levy col-lected in 1956 ...	96.99
Transferred to liens	252.72
Cancelled, abated or adjusted	8,815.24
Outstanding December 31, 1956 ..	\$86,801.72

All Prior Years Outstanding

Balance January 1, 1956	\$98,946.36
Collected in 1956	84,738.07
Balance December 31, 1956	\$5,063.77

Tax Title Liens Outstanding

Balance January 1, 1956	\$965.81
Redeemed by cash
Balance December 31, 1956	\$872.95

Property Acquired by Deed or Foreclosure

Balance January 1, 1956	\$239,538.00
Sale for cash	3,972.00
Balance December 31, 1956	\$185,091.00

CAPITAL DEBT, DECEMBER 31, 1956

Gross Debt	
School debt	\$882,000.00
Self-liquidating debt ..	417,000.00
Other capital debt ..	1,160,270.00
TOTAL GROSS DEBT	\$2,459,270.00
Per Capita Gross Debt	\$106.25

Deductions for

School debt	\$882,000.00
Self-liquidating debt ..	417,000.00
Other capital debt
TOTAL DEDUCTIONS	1,299,000.00
NET DEBT	\$1,160,270.00

Average Assessed Valuations

Real Property 1954-1955-1956 ..	\$38,995,033.00
Per Cent of Net Debt	2.97

CURRENT FINANCES DECEMBER 31, 1956

Cash	\$661,686.48
Taxes receivable	91,865.49
Tax title liens	872.95
Foreclosed property	185,091.00
Other receivables	5,081.72
State road aid receivable
Emergencies and deferred charges ..	4,837.55
TOTAL ASSETS	\$949,435.19
Cash liabilities	\$99,924.95
Reserves for receivables	282,911.16
Surplus revenue	566,599.08

TOTAL LIABILITIES AND SURPLUS

\$949,435.19

* Includes \$103,206.04 Chapter VI School Debt Service.

ENGLEWOOD CLIFFS BOROUGH—BERGEN COUNTY

Population Census, 1950—966 Land Area 1.8 sq. mi. Net Valuation Taxable \$4,050,628

EXPENDITURES AND REQUIRED PAYMENTS FOR 1956	
General Government	
Administrative and executive	\$18,015.00
Assessment and collection of taxes	11,675.00
Finance Department	1,200.00
Protection to Persons & Property	
Fire	9,910.00
Police	38,500.00
Other
Streets and Roads	
Repairs and maintenance	7,400.00
Street lighting	3,100.00
Sanitation	
Street cleaning
Garbage and ash removal	4,060.00
Sewers	10,000.00
Health and Charities	
Health service	2,375.00
Welfare—public assistance	200.00
Hospitals (aid and maintenance)
Other
Recreation	
Beaches and boardwalks
Parks and playgrounds
Other
Educational	
(Exclusive of school districts) ..	100.00
Unclassified Purposes	
(Including contingent)	300.00
SUB-TOTAL—Municipal functions..	\$106,835.00
Per Capita—Municipal functions	\$110.60
Capital imp'ts and capital imp't fund	\$82,000.00
Debt Service	
Principal payments
Interest payments ..	\$100.00
Total	100.00
Per Capita Debt Service	\$0.10
Deferred Charges and Statutory Expenditures	
Emergencies
Other deferred chgs.	\$3,865.00
Total	3,865.00
TOTAL—Municipal expenditures ..	\$192,800.00
Required Payments for Local School, County, and Special District Taxes	
.....	144,839.04
TOTAL EXPENDITURES AND REQUIRED PAYMENTS	\$337,639.04
Reserve for uncollected taxes	\$34,259.79
GRAND TOTAL—Budget	\$371,898.83
RECEIPTS AND REVENUES REALIZED IN 1956 TO MEET EXPENDITURES AND REQUIRED PAYMENTS	
Surplus revenue appropriated ..	\$130,000.00
Miscellaneous revenues realized.	64,209.46
State aid revenues realized	1,521.00
Delinquent taxes including	
Liens—1956 collections	14,536.10
Current taxes—1956 collections..	195,256.46
Emergency borrowings
TOTAL RECEIPTS AND REVENUES REALIZED	\$405,523.02

CAPITAL OUTLAY—1956

Beaches and boardwalks
Buildings and equipment
Parks and playgrounds
Sewers	\$6,472.87
Streets, roads and bridges	32,774.29
Water supply
Other

Tax rate	\$5.02
Local school tax rate	2.53
County tax rate	1.04
Local purpose tax rate	1.45
TAXES	
Local school tax ...	\$102,671.80
County taxes	42,167.24
Special district taxes
Local purpose levy	\$144,839.04
.....	58,456.37
Total tax levy (tax duplicate) ..	\$203,295.41
Per Capita Total Tax Levy	\$210.45
Current	
1956 taxes levied (total)	\$209,454.87
Collected in 1956	195,256.46
Per cent of levy collected in 1956 ..	93.22
Transferred to liens	335.96
Cancelled, abated or adjusted	37.65
Outstanding December 31, 1956 ..	\$13,824.80
All Prior Years Outstanding	
Balance January 1, 1956	\$14,120.12
Collected in 1956	13,850.62
Balance December 31, 1956	\$261.83
Tax Title Liens Outstanding	
Balance January 1, 1956	\$6,055.91
Redeemed by cash	685.48
Balance December 31, 1956
Property Acquired by Deed or Foreclosure	
Balance January 1, 1956	\$54,914.00
Sale for cash	12,850.00
Balance December 31, 1956	\$56,323.00

CAPITAL DEBT, DECEMBER 31, 1956

Gross Debt	
School debt	\$246,000.00
Self-liquidating debt
Other capital debt ..	98,500.00
TOTAL GROSS DEBT	\$344,500.00
Per Capita Gross Debt	\$356.63
Deductions for	
School debt	\$191,971.00
Self-liquidating debt
Other capital debt
TOTAL DEDUCTIONS	191,971.00
NET DEBT	\$152,529.00
Average Assessed Valuations	
Real Property 1954-1955-1956..	\$3,199,509.00
Per Cent of Net Debt	4.76

CURRENT FINANCES DECEMBER 31, 1956

Cash	\$171,343.62
Taxes receivable	14,086.63
Tax title liens
Foreclosed property	56,323.00
Other receivables	315.00
State road aid receivable
Emergencies and deferred charges
TOTAL ASSETS	\$242,068.25
Cash liabilities	\$18,053.25
Reserves for receivables	70,724.63
Surplus revenue	153,290.37
TOTAL LIABILITIES AND SURPLUS	\$242,068.25

ENGLISHTOWN BOROUGH—MONMOUTH COUNTY

Population Census, 1950—1,004 Land Area 0.6 sq. mi. Net Valuation Taxable \$565,711

EXPENDITURES AND RE-REQUIRED PAYMENTS FOR 1956	
General Government	
Administrative and executive . . .	\$7,450.00
Assessment and collection of taxes	975.00
Finance Department
Protection to Persons & Property	
Fire	1,000.00
Police	4,360.00
Other
Streets and Roads	
Repairs and maintenance	6,538.55
Street lighting	1,850.00
Sanitation	
Street cleaning
Garbage and ash removal	1,600.00
Sewers
Health and Charities	
Health service	20.00
Welfare—public assistance	200.00
Hospitals (aid and maintenance)
Other
Recreation	
Beaches and boardwalks
Parks and playgrounds
Other	50.00
Educational	
(Exclusive of school districts)
Unclassified Purposes	
(Including contingent)	156.45
SUB-TOTAL—Municipal functions..	\$24,200.00

Per Capita—Municipal functions	\$24.10
Capital imp'ts and capital imp't fund	\$2,418.94
Debt Service	
Principal payments	\$1,000.00
Interest payments	115.00
Total	1,115.00
Per Capita Debt Service	\$1.11
Deferred Charges and Statutory Expenditures	
Emergencies
Other deferred chgs.	\$1,260.98
Total	1,260.98

TOTAL—Municipal expenditures \$28,994.92

Required Payments for Local School, County, and Special District Taxes 59,729.15

TOTAL EXPENDITURES AND REQUIRED PAYMENTS \$88,724.07

Reserve for uncollected taxes \$13,511.39

GRAND TOTAL—Budget \$102,235.46

RECEIPTS AND REVENUES REALIZED IN 1956 TO MEET EXPENDITURES AND RE-REQUIRED PAYMENTS	
Surplus revenue appropriated	\$14,300.00
Miscellaneous revenues realized	9,523.84
State aid revenues realized	691.00
Delinquent taxes including	
liens—1956 collections	8,447.77
Current taxes—1956 collections..	68,649.50
Emergency borrowings
TOTAL RECEIPTS AND REVENUES REALIZED	\$101,612.11

CAPITAL OUTLAY—1956	
Beaches and boardwalks
Buildings and equipment
Parks and playgrounds
Sewers
Streets, roads and bridges
Water supply
Other

Tax rate	\$13.11
Local school tax rate	8.39
County tax rate	2.16
Local purpose tax rate	2.56

TAXES	
Local school tax	\$47,485.50
County taxes	12,243.65
Special district taxes

Local purpose levy	\$59,729.15
	15,091.27
Total tax levy (tax duplicate) . .	\$74,820.42

Per Capita Total Tax Levy \$74.52

Current	
1956 taxes levied (total)	\$74,820.42
Collected in 1956	68,649.50
Per cent of levy collected in 1956	91.75
Transferred to liens
Cancelled, abated or adjusted
Outstanding December 31, 1956 . .	\$6,170.92

All Prior Years Outstanding	
Balance January 1, 1956	\$10,664.59
Collected in 1956	8,447.77
Balance December 31, 1956	\$2,216.82

Tax Title Liens Outstanding	
Balance January 1, 1956	\$367.63
Redeemed by cash
Balance December 31, 1956	\$367.63

Property Acquired by Deed or Foreclosure	
Balance January 1, 1956
Sale for cash
Balance December 31, 1956

CAPITAL DEBT, DECEMBER 31, 1956

Gross Debt	
School debt	\$216,059.00
Self-liquidating debt.
Other capital debt	3,743.00

TOTAL GROSS DEBT \$219,802.00

Per Capita Gross Debt \$218.93

Deductions for	
School debt	\$90,788.00
Self-liquidating debt.
Other capital debt

TOTAL DEDUCTIONS 90,788.00

NET DEBT \$129,014.00

Average Assessed Valuations	
Real Property 1954-1955-1956..	\$479,158.00
Per Cent of Net Debt	26.92

CURRENT FINANCES DECEMBER 31, 1956

Cash	\$44,965.41
Taxes receivable	8,387.74
Tax title liens	367.63
Foreclosed property
Other receivables	3,135.83
State road aid receivable
Emergencies and deferred charges

TOTAL ASSETS \$56,856.61

Cash liabilities	\$5,500.68
Reserve for receivables	11,891.20
Surplus revenue	39,464.73

TOTAL LIABILITIES AND SURPLUS \$56,856.61

ESSEX FELLS BOROUGH—ESSEX COUNTY

Population Census, 1950—1,617

Land Area 53.12 sq. mi.

Net Valuation Taxable \$6,536,573

EXPENDITURES AND REQUIRED PAYMENTS FOR 1956

General Government	
Administrative and executive	\$17,018.21
Assessment and collection of taxes	9,179.19
Finance Department
Protection to Persons & Property	
Fire	4,661.50
Police	55,844.23
Other
Streets and Roads	
Repairs and maintenance	26,035.73
Street lighting	4,020.60
Sanitation	
Street cleaning
Garbage and ash removal
Sewers	20,552.37
Health and Charities	
Health service	1,187.73
Welfare—public assistance	780.22
Hospitals (aid and maintenance)
Other
Recreation	
Beaches and boardwalks
Parks and playgrounds	8,666.92
Other
Educational	
(Exclusive of school districts)
Unclassified Purposes	
(Including contingent)

SUB-TOTAL—Municipal functions. \$147,946.70

Per Capita—Municipal functions		\$91.49
Capital imp'ts and capital imp't fund	\$6,000.00	
Debt Service		
Principal payments	\$5,125.00	
Interest payments	891.49	
Total	6,016.49	
Per Capita Debt Service		
		\$3.72
Deferred Charges and Statutory Expenditures		
Emergencies	
Other deferred chgs.	\$8,861.57	
Total	8,861.57	

TOTAL—Municipal expenditures \$168,824.76

Required Payments for Local School, County, and Special District Taxes 338,823.82

TOTAL EXPENDITURES AND REQUIRED PAYMENTS

Reserve for uncollected taxes

GRAND TOTAL—Budget

RECEIPTS AND REVENUES REALIZED IN 1956 TO MEET EXPENDITURES AND REQUIRED PAYMENTS

Surplus revenue appropriated ..	\$50,000.00
Miscellaneous revenues realized.	99,890.10
State aid revenues realized	6,181.00
Delinquent taxes including	
liens—1956 collections	4,470.47
Current taxes—1956 collections..	437,861.83
Emergency borrowings

TOTAL RECEIPTS AND REVENUES REALIZED

CAPITAL OUTLAY—1956

Beaches and boardwalks
Buildings and equipment	\$20,053.39
Parks and playgrounds
Sewers
Streets, roads and bridges	112,072.10
Water supply
Other

Tax rate	\$6.77
Local school tax rate	3.43
County tax rate	1.76
Local purpose tax rate	1.58

TAXES

Local school tax	\$224,096.93	
County taxes	114,726.89	
Special district taxes	
Local purpose levy	\$338,823.82
Total tax levy (tax duplicate)	103,650.08

Per Capita Total Tax Levy

Current	
1956 taxes levied (total)	\$445,572.49
Collected in 1956	437,861.83
Per cent of levy collected in 1956 ..	98.26
Transferred to liens
Cancelled, abated or adjusted	734.65
Outstanding December 31, 1956 ..	\$6,976.01

All Prior Years Outstanding	
Balance January 1, 1956	\$4,466.24
Collected in 1956	4,414.55
Balance December 31, 1956	\$51.69

Tax Title Liens Outstanding	
Balance January 1, 1956	\$172.95
Redeemed by cash	55.92
Balance December 31, 1956

Property Acquired by Deed or Foreclosure	
Balance January 1, 1956	\$53,100.00
Sale for cash	32,000.00
Balance December 31, 1956	\$40,600.00

CAPITAL DEBT, DECEMBER 31, 1956

Gross Debt	
School debt	\$441,776.00
Self-liquidating debt.	333,000.00
Other capital debt	170,650.00
TOTAL GROSS DEBT	\$945,426.00
Per Capita Gross Debt	\$584.68

Deductions for	
School debt	\$357,007.00
Self-liquidating debt.	333,000.00
Other capital debt
TOTAL DEDUCTIONS	690,007.00

NET DEBT

Average Assessed Valuations	
Real Property 1954-1955-1956 ..	\$5,950,123.00
Per Cent of Net Debt	4.29

CURRENT FINANCES DECEMBER 31, 1956

Cash	\$288,906.18
Taxes receivable	7,027.70
Tax title liens
Foreclosed property	40,600.00
Other receivables	93.52
State road aid receivable	12,212.42
Emergencies and deferred charges

TOTAL ASSETS

Cash liabilities	\$137,184.11
Reserves for receivables	47,721.22
Surplus revenue	163,934.49

TOTAL LIABILITIES AND SURPLUS

ESTELL MANOR CITY—ATLANTIC COUNTY

Population Census, 1950—381 Land Area 53.12 sq. mi. Net Valuation Taxable \$229,450

EXPENDITURES AND REQUIRED PAYMENTS FOR 1956		Tax rate \$12.52
General Government		Local school tax rate 9.86
Administrative and executive	\$2,710.00	County tax rate 2.65
Assessment and collection of taxes	4,575.00	Local purpose tax rate 0.01
Finance Department	175.00	
Protection to Persons & Property		TAXES
Fire	450.00	Local school tax \$22,613.04
Police	100.00	County taxes 6,076.35
Other	Special district taxes
Streets and Roads		\$28,689.39
Repairs and maintenance	5,130.00	Local purpose levy 16.61
Street lighting	Total tax levy (tax duplicate) .. \$28,706.00
Sanitation		
Street cleaning	
Garbage and ash removal	
Sewers	
Health and Charities		Per Capita Total
Health service	65.00	Tax Levy \$75.34
Welfare—public assistance	375.00	
Hospitals (aid and maintenance)	
Other	
Recreation		Current
Beaches and boardwalks	1956 taxes levied (total) \$28,706.00
Parks and playgrounds	Collected in 1956 24,348.21
Other	Per cent of levy collected in 1956 84.81
Educational		Transferred to liens
(Exclusive of school districts)	Cancelled, abated or adjusted
Unclassified Purposes		Outstanding December 31, 1956 .. \$4,357.79
(Including contingent)	100.00	
SUB-TOTAL—Municipal functions..		All Prior Years Outstanding
	\$13,680.00	Balance January 1, 1956 \$4,344.31
Per Capita—Municipal functions	\$35.91	Collected in 1956 3,779.10
Capital imp'ts and capital imp't fund	\$2,222.22	Balance December 31, 1956 \$565.21
Debt Service		Tax Title Liens Outstanding
Principal payments	Balance January 1, 1956 \$26,381.09
Interest payments	Redeemed by cash 1,341.22
Total	Balance December 31, 1956 \$25,039.87
Per Capita Debt Service		Property Acquired by Deed or Foreclosure
Deferred Charges and Statutory Expenditures		Balance January 1, 1956 \$630.00
Emergencies	Sale for cash 1,010.00
Other deferred chgs.	\$170.00	Balance December 31, 1956 \$630.00
Total	170.00	
TOTAL—Municipal expenditures	\$16,072.22	CAPITAL DEBT, DECEMBER 31, 1956
Required Payments for Local School, County, and Special District Taxes		Gross Debt
	28,689.39	School debt
TOTAL EXPENDITURES AND REQUIRED PAYMENTS	\$44,761.61	Self-liquidating debt.
Reserve for uncollected taxes	\$6,644.39	Other capital debt
GRAND TOTAL—Budget	\$51,406.00	TOTAL GROSS DEBT
RECEIPTS AND REVENUES REALIZED IN 1956 TO MEET EXPENDITURES AND REQUIRED PAYMENTS		Per Capita Gross Debt
Surplus revenue appropriated	\$6,000.00	
Miscellaneous revenues realized.	15,958.39	Deductions for
State aid revenues realized	4,862.00	School debt
Delinquent taxes including	Self-liquidating debt.
liens—1956 collections	5,120.32	Other capital debt
Current taxes—1956 collections..	24,348.21	TOTAL DEDUCTIONS
Emergency borrowings	NET DEBT
TOTAL RECEIPTS AND REVENUES REALIZED	\$56,288.92	Average Assessed Valuations
CAPITAL OUTLAY—1956		Real Property 1954-1955-1956.. \$193,917.00
Beaches and boardwalks	Per Cent of Net Debt
Buildings and equipment	CURRENT FINANCES DECEMBER 31, 1956
Parks and playgrounds	Cash \$41,869.01
Sewers	Taxes receivable 4,923.00
Streets, roads and bridges	Tax title liens 25,039.87
Water supply	Foreclosed property 630.00
Other	Other receivables 718.83
		State road aid receivable
		Emergencies and deferred charges ..
		TOTAL ASSETS \$73,180.71
		Cash liabilities \$3,188.68
		Reserves for receivables 31,311.70
		Surplus revenue 38,680.33
		TOTAL LIABILITIES AND SURPLUS \$73,180.71

EVESHAM TOWNSHIP—BURLINGTON COUNTY

Population Census, 1950—2,121

Land Area 29.65 sq. mi.

Net Valuation Taxable \$1,476,132

EXPENDITURES AND REQUIRED PAYMENTS FOR 1956	
General Government	
Administrative and executive	\$12,100.00
Assessment and collection of taxes	10,200.00
Finance Department	250.00
Protection to Persons & Property	
Fire	2,500.00
Police	3,450.00
Other
Streets and Roads	
Repairs and maintenance	23,300.00
Street lighting	3,625.00
Sanitation	
Street cleaning
Garbage and ash removal	50.00
Sewers	2,500.00
Health and Charities	
Health service	400.00
Welfare—public assistance	275.00
Hospitals (aid and maintenance)
Other
Recreation	
Beaches and boardwalks
Parks and playgrounds
Other
Educational (Exclusive of school districts) ..	
.....
Unclassified Purposes (Including contingent)	
.....	50.00
SUB-TOTAL—Municipal functions..	\$58,700.00
Per Capita—Municipal functions	
.....	\$27.68
Capital imp'ts and capital imp't fund
Debt Service	
Principal payments
Interest payments ..	\$818.39
Total	\$818.39
Per Capita Debt Service	
.....	\$0.39
Deferred Charges and Statutory Expenditures	
Emergencies	\$4,000.00
Other deferred chgs.	9,400.00
Total	\$13,400.00
TOTAL—Municipal expenditures ...	\$72,918.39
Required Payments for Local School, County, and Special District Taxes	
.....	173,011.77
TOTAL EXPENDITURES AND REQUIRED PAYMENTS	\$245,930.16
Reserve for uncollected taxes	\$44,000.00
GRAND TOTAL—Budget	\$289,930.16
RECEIPTS AND REVENUES REALIZED IN 1956 TO MEET EXPENDITURES AND REQUIRED PAYMENTS	
Surplus revenue appropriated ..	\$52,000.00
Miscellaneous revenues realized.	45,750.31
State aid revenues realized	6,562.54
Delinquent taxes including	
Liens—1956 collections	31,493.95
Current taxes—1956 collections..	162,142.90
Emergency borrowings
TOTAL RECEIPTS AND REVENUES REALIZED	\$297,949.70

Tax rate	\$12.78
Local school tax rate	8.94
County tax rate	2.61
Local purpose tax rate	1.23
TAXES	
Local school tax ...	\$131,923.06
County taxes	38,588.71
Special district taxes	2,500.00
Local purpose levy	\$173,011.77
.....	18,465.00
Total tax levy (tax duplicate) ..	\$191,476.77
Per Capita Total Tax Levy	
.....	\$90.28
Current	
1956 taxes levied (total)	\$193,978.07
Collected in 1956	162,142.90
Per cent of levy collected in 1956 ...	83.58
Transferred to liens
Cancelled, abated or adjusted
Outstanding December 31, 1956 ..	\$31,835.17
All Prior Years Outstanding	
Balance January 1, 1956	\$47,429.86
Collected in 1956	30,353.67
Balance December 31, 1956	\$17,076.19
Tax Title Liens Outstanding	
Balance January 1, 1956	\$10,570.44
Redeemed by cash	1,140.28
Balance December 31, 1956	\$9,430.16
Property Acquired by Deed or Foreclosure	
Balance January 1, 1956	\$1,143.82
Sale for cash
Balance December 31, 1956	\$1,143.82

CAPITAL DEBT, DECEMBER 31, 1956	
Gross Debt	
School debt	\$604,694.00
Self-liquidating debt.	30,000.00
Other capital debt
TOTAL GROSS DEBT	\$634,694.00
Per Capita Gross Debt	
.....	\$299.24
Deductions for	
School debt	\$399,576.00
Self-liquidating debt.
Other capital debt
TOTAL DEDUCTIONS	399,576.00
NET DEBT	\$235,118.00

Average Assessed Valuations	
Real Property 1954-1955-1956..	\$1,231,361.00
Per Cent of Net Debt	19.09

CURRENT FINANCES DECEMBER 31, 1956	
Cash	\$123,588.60
Taxes receivable	48,911.36
Tax title liens	9,430.16
Foreclosed property	1,143.82
Other receivables	1,788.29
State road aid receivable	1,540.52
Emergencies and deferred charges
TOTAL ASSETS	\$186,402.75
Cash liabilities	\$21,011.54
Reserves for receivables	61,273.63
Surplus revenue	104,117.58
TOTAL LIABILITIES AND SURPLUS	\$186,402.75

CAPITAL OUTLAY—1956	
Beaches and boardwalks
Buildings and equipment
Parks and playgrounds
Sewers
Streets, roads and bridges
Water supply
Other

EWING TOWNSHIP—MERCER COUNTY

Population Census, 1950—16,840 Land Area 15.13 sq. mi. Net Valuation Taxable \$29,071,645

EXPENDITURES AND RE-REQUIRED PAYMENTS FOR 1956	
General Government	
Administrative and executive	\$49,357.28
Assessment and collection of taxes	38,265.67
Finance Department	2,347.06
Protection to Persons & Property	
Fire	12,635.35
Police	121,096.16
Other
Streets and Roads	
Repairs and maintenance	196,383.21
Street lighting	25,542.70
Sanitation	
Street cleaning
Garbage and ash removal	76,213.10
Sewers	342,660.74
Health and Charities	
Health service	17,122.72
Welfare—public assistance	16,785.29
Hospitals (aid and maintenance)
Other
Recreation	
Beaches and boardwalks
Parks and playgrounds	6,816.68
Other
Educational (Exclusive of school districts) ..	
.....
Unclassified Purposes (Including contingent)	
.....	215.45
SUB-TOTAL—Municipal functions..	\$905,441.41
Per Capita—Municipal functions	
.....	\$53.77
Capital imp'ts and capital imp't fund	\$17,361.11
Debt Service	
Principal payments ..	\$42,000.00
Interest payments ..	6,678.50
Total	48,678.50
Per Capita Debt Service	
.....	\$2.89
Deferred Charges and Statutory Expenditures	
Emergencies	\$23,303.79
Other deferred chgs.	26,914.83
Total	50,218.62
TOTAL—Municipal expenditures ..	\$1,021,699.64
Required Payments for Local School, County, and Special District Taxes	
.....	1,551,899.20
TOTAL EXPENDITURES AND REQUIRED PAYMENTS	\$2,573,598.84
Reserve for uncollected taxes	\$146,824.86
GRAND TOTAL—Budget	\$2,720,423.70
RECEIPTS AND REVENUES REALIZED IN 1956 TO MEET EXPENDITURES AND RE-REQUIRED PAYMENTS	
Surplus revenue appropriated ..	\$87,488.79
Miscellaneous revenues realized.	650,839.31
State aid revenues realized	25,862.53
Delinquent taxes including	
liens—1956 collections	95,582.46
Current taxes—1956 collections..	1,920,514.86
Emergency borrowings
TOTAL RECEIPTS AND REVENUES REALIZED	\$2,780,287.95
CAPITAL OUTLAY—1956	
Beaches and boardwalks
Buildings and equipment	\$200.00
Parks and playgrounds
Sewers
Streets, roads and bridges	30,177.88
Water supply
Other

Tax rate	\$6.84
Local school tax rate	3.59
County tax rate	1.75
Local purpose tax rate	1.50
TAXES	
Local school tax ...	\$1,043,651.48
County taxes	508,247.72
Special district taxes
Local purpose levy	\$1,551,899.20
.....	437,328.36
Total tax levy (tax duplicate) ..	\$1,989,227.56
Per Capita Total Tax Levy	\$118.13
Current	
1956 taxes levied (total)	\$2,037,027.27
Collected in 1956	1,920,514.86
Per cent of levy collected in 1956 ...	94.28
Transferred to liens	3,187.29
Cancelled, abated or adjusted	12,051.19
Outstanding December 31, 1956 ..	\$101,273.93
All Prior Years Outstanding	
Balance January 1, 1956	\$110,031.10
Collected in 1956	92,415.11
Balance December 31, 1956	\$17,029.20
Tax Title Liens Outstanding	
Balance January 1, 1956	\$51,294.50
Redeemed by cash	3,167.35
Balance December 31, 1956	\$26,020.78
Property Acquired by Deed or Foreclosure	
Balance January 1, 1956	\$32,922.00
Sale for cash	12,750.00
Balance December 31, 1956	\$41,097.00
CAPITAL DEBT, DECEMBER 31, 1956	
Gross Debt	
School debt	\$2,767,000.00
Self-liquidating debt.
Other capital debt ..	356,500.00
TOTAL GROSS DEBT	\$3,123,500.00
Per Capita Gross Debt	\$185.48
Deductions for	
School debt	\$1,830,845.00
Self-liquidating debt.
Other capital debt
TOTAL DEDUCTIONS	1,830,845.00
NET DEBT	\$1,292,655.00
Average Assessed Valuations	
Real Property 1954-1955-1956..	\$22,885,563.00
Per Cent of Net Debt	5.64
CURRENT FINANCES DECEMBER 31, 1956	
Cash	\$794,135.09
Taxes receivable	118,303.13
Tax title liens	26,020.78
Foreclosed property	41,097.00
Other receivables	108,562.05
State road aid receivable ..	32,000.00
Emergencies and deferred charges ..	21,955.30
TOTAL ASSETS	\$1,142,073.35
Cash liabilities	\$506,241.83
Reserves for receivables	293,982.96
Surplus revenue	341,848.56
TOTAL LIABILITIES AND SURPLUS	\$1,142,073.35

FAIRFIELD TOWNSHIP—CUMBERLAND COUNTY

Population Census, 1950—2,932 Land Area 43.0 sq. mi. Net Valuation Taxable \$1,192,124

EXPENDITURES AND REQUIRED PAYMENTS FOR 1956	
General Government	
Administrative and executive	\$10,462.75
Assessment and collection of taxes	5,985.00
Finance Department	570.73
Protection to Persons & Property	
Fire	924.41
Police	2,550.81
Other
Streets and Roads	
Repairs and maintenance	17,337.55
Street lighting	3,713.14
Sanitation	
Street cleaning
Garbage and ash removal
Sewers
Health and Charities	
Health service	1,166.17
Welfare—public assistance	2,582.69
Hospitals (aid and maintenance)
Other
Recreation	
Beaches and boardwalks
Parks and playgrounds
Other
Educational	
(Exclusive of school districts)
Unclassified Purposes	
(Including contingent)	500.00
SUB-TOTAL—Municipal functions..	\$45,793.15
Per Capita—Municipal functions	\$15.62
Capital imp'ts and capital imp't fund	\$9,594.44
Debt Service	
Principal payments	\$500.00
Interest payments	116.25
Total	616.25
Per Capita Debt Service	\$0.21
Deferred Charges and Statutory Expenditures	
Emergencies	\$111.11
Other deferred chgs.	844.18
Total	955.28
TOTAL—Municipal expenditures	\$56,959.12
Required Payments for Local School, County, and Special District Taxes	
	98,841.15
TOTAL EXPENDITURES AND REQUIRED PAYMENTS	\$155,800.27
Reserve for uncollected taxes	\$21,850.00
GRAND TOTAL—Budget	\$177,650.27
RECEIPTS AND REVENUES REALIZED IN 1956 TO MEET EXPENDITURES AND REQUIRED PAYMENTS	
Surplus revenue appropriated	\$24,408.52
Miscellaneous revenues realized	30,011.81
State aid revenues realized	21,608.00
Delinquent taxes including liens—1956 collections	19,668.19
Current taxes—1956 collections.. . . .	81,999.43
Emergency borrowings
TOTAL RECEIPTS AND REVENUES REALIZED	\$177,695.95
CAPITAL OUTLAY—1956	
Beaches and boardwalks
Buildings and equipment
Parks and playgrounds
Sewers
Streets, roads and bridges
Water supply
Other

Tax rate	\$8.30
Local school tax rate	6.31
County tax rate	1.99
Local purpose tax rate
TAXES	
Local school tax	\$75,278.52
County taxes	23,562.63
Special district taxes
Local purpose levy	\$98,841.15
Total tax levy (tax duplicate)	\$98,841.15
Per Capita Total Tax Levy	\$33.71
Current	
1956 taxes levied (total)	\$100,322.44
Collected in 1956	81,999.43
Per cent of levy collected in 1956	81.73
Transferred to liens	807.61
Cancelled, abated or adjusted	197.14
Outstanding December 31, 1956	\$17,318.26
All Prior Years Outstanding	
Balance January 1, 1956	\$18,984.25
Collected in 1956	18,479.14
Balance December 31, 1956	\$412.65
Tax Title Liens Outstanding	
Balance January 1, 1956	\$4,056.85
Redeemed by cash	1,189.05
Balance December 31, 1956	\$3,675.41
Property Acquired by Deed or Foreclosure	
Balance January 1, 1956	\$2,450.00
Sale for cash	5,085.00
Balance December 31, 1956	\$1,050.00

CAPITAL DEBT, DECEMBER 31, 1956	
Gross Debt	
School debt	\$27,000.00
Self-liquidating debt.
Other capital debt	2,500.00
TOTAL GROSS DEBT	\$29,500.00
Per Capita Gross Debt	\$10.06
Deductions for	
School debt	\$27,000.00
Self-liquidating debt.
Other capital debt
TOTAL DEDUCTIONS	27,000.00
NET DEBT	\$2,500.00
Average Assessed Valuations	
Real Property 1954-1955-1956.. . . .	\$1,034,127.00
Per Cent of Net Debt	0.24

CURRENT FINANCES DECEMBER 31, 1956	
Cash	\$114,053.39
Taxes receivable	17,730.91
Tax title liens	3,675.41
Foreclosed property	1,050.00
Other receivables
State road aid receivable	7,500.00
Emergencies and deferred charges	715.70
TOTAL ASSETS	\$144,725.41
Cash liabilities	\$30,129.30
Reserves for receivables	22,456.32
Surplus revenue	92,139.79
TOTAL LIABILITIES AND SURPLUS	\$144,725.41

FAIR HAVEN BOROUGH—MONMOUTH COUNTY

Population Census, 1950—3,560 Land Area 1.6 sq. mi. Net Valuation Taxable \$4,998,405

EXPENDITURES AND RE-REQUIRED PAYMENTS FOR 1956	
General Government	
Administrative and executive	\$35,900.00
Assessment and collection of taxes	8,900.00
Finance Department
Protection to Persons & Property	
Fire	11,300.00
Police	48,750.00
Other
Streets and Roads	
Repairs and maintenance	26,500.00
Street lighting	6,100.00
Sanitation	
Street cleaning
Garbage and ash removal	21,000.00
Sewers
Health and Charities	
Health service	3,025.00
Welfare—public assistance	3,500.00
Hospitals (aid and maintenance)
Other
Recreation	
Beaches and boardwalks
Parks and playgrounds	3,130.00
Other
Educational	
(Exclusive of school districts) ..	5,300.00
Unclassified Purposes	
(Including contingent)	1,800.00
SUB-TOTAL—Municipal functions..	\$175,205.00
Per Capita—Municipal functions	\$49.21
Capital imp'ts and capital imp't fund	\$24,200.00
Debt Service	
Principal payments ..	\$15,000.00
Interest payments ..	306.00
Total	15,306.00
Per Capita Debt Service	\$4.30
Deferred Charges and Statutory Expenditures	
Emergencies	\$9,000.00
Other deferred chgs.	3,700.00
Total	12,700.00
TOTAL—Municipal expenditures ...	\$227,411.00
Required Payments for Local School, County, and Special District Taxes	
.....	479,620.43
TOTAL EXPENDITURES AND REQUIRED PAYMENTS	\$707,031.43
Reserve for uncollected taxes	\$79,008.22
GRAND TOTAL—Budget	\$786,039.65
RECEIPTS AND REVENUES REALIZED IN 1956 TO MEET EXPENDITURES AND RE-REQUIRED PAYMENTS	
Surplus revenue appropriated ..	\$102,000.00
Miscellaneous revenues realized.	45,437.34
State aid revenues realized	3,365.00
Delinquent taxes including liens—1956 collections	25,748.84
Current taxes—1956 collections..	589,696.29
Emergency borrowings
TOTAL RECEIPTS AND REVENUES REALIZED	\$766,247.47
CAPITAL OUTLAY—1956	
Beaches and boardwalks
Buildings and equipment
Parks and playgrounds
Sewers
Streets, roads and bridges
Water supply
Other	\$6,500.00

Tax rate	\$12.47
Local school tax rate	7.54
County tax rate	2.05
Local purpose tax rate	2.88
TAXES	
Local school tax ...	\$376,931.59
County taxes	102,688.84
Special district taxes
Local purpose levy	\$479,620.43
.....	143,454.22
Total tax levy (tax duplicate) ..	\$623,074.65
Per Capita Total Tax Levy	\$175.02
Current	
1956 taxes levied (total)	\$626,639.41
Collected in 1956	589,696.29
Per cent of levy collected in 1956 ...	94.10
Transferred to liens	1,112.52
Cancelled, abated or adjusted	2,240.49
Outstanding December 31, 1956 ..	\$33,590.11
All Prior Years Outstanding	
Balance January 1, 1956	\$26,218.48
Collected in 1956	25,648.84
Balance December 31, 1956
Tax Title Liens Outstanding	
Balance January 1, 1956	\$1,765.20
Redeemed by cash	100.00
Balance December 31, 1956	\$3,225.78
Property Acquired by Deed or Foreclosure	
Balance January 1, 1956	\$3,800.00
Sale for cash	3,032.50
Balance December 31, 1956	\$3,600.00
CAPITAL DEBT, DECEMBER 31, 1956	
Gross Debt	
School debt	\$937,673.00
Self-liquidating debt.
Other capital debt ..	22,900.00
TOTAL GROSS DEBT	\$960,573.00
Per Capita Gross Debt	\$269.82
Deductions for	
School debt	\$567,776.00
Self-liquidating debt.
Other capital debt
TOTAL DEDUCTIONS	567,776.00
NET DEBT	\$392,797.00
Average Assessed Valuations	
Real Property 1954-1955-1956..	\$4,585,055.00
Per Cent of Net Debt	8.56
CURRENT FINANCES DECEMBER 31, 1956	
Cash	\$336,780.63
Taxes receivable	33,590.11
Tax title liens	3,225.78
Foreclosed property	3,600.00
Other receivables	777.05
State road aid receivable
Emergencies and deferred charges ..	3,000.00
TOTAL ASSETS	\$380,973.57
Cash liabilities	\$210,963.87
Reserves for receivables	41,192.94
Surplus revenue	128,816.76
TOTAL LIABILITIES AND SURPLUS	\$380,973.57

FAIR LAWN BOROUGH—BERGEN COUNTY

Population Census, 1950—23,885 Land Area 5.3 sq. mi. Net Valuation Taxable \$39,667,183

EXPENDITURES AND REQUIRED PAYMENTS FOR 1956	
General Government	
Administrative and executive	\$189,791.24
Assessment and collection of taxes	61,880.00
Finance Department
Protection to Persons & Property	
Fire	71,948.76
Police	278,770.00
Other
Streets and Roads	
Repairs and maintenance	165,122.00
Street lighting	59,961.50
Sanitation	
Street cleaning
Garbage and ash removal	92,800.00
Sewers	104,871.00
Health and Charities	
Health service	22,565.00
Welfare—public assistance	8,115.00
Hospitals (aid and maintenance)
Other
Recreation	
Beaches and boardwalks
Parks and playgrounds	98,500.00
Other
Educational	
(Exclusive of school districts) ..	45,000.00
Unclassified Purposes	
(Including contingent)	34,610.00
SUB-TOTAL—Municipal functions..	\$1,224,934.50
Per Capita—Municipal functions	
Capital imp'ts and capital imp't fund	\$51.28
Debt Service	
Principal payments ..	\$62,000.00
Interest payments ..	39,998.50
Total	101,998.50
Per Capita Debt Service	\$4.27
Deferred Charges and Statutory Expenditures	
Emergencies	\$3,500.00
Other deferred chgs.	46,170.06
Total	49,670.06
TOTAL—Municipal expenditures ...	\$1,494,163.06
Required Payments for Local School, County, and Special District Taxes	
	2,578,581.04
TOTAL EXPENDITURES AND REQUIRED PAYMENTS	\$4,072,744.10
Reserve for uncollected taxes	\$207,429.45
GRAND TOTAL—Budget	\$4,280,173.55
RECEIPTS AND REVENUES REALIZED IN 1956 TO MEET EXPENDITURES AND REQUIRED PAYMENTS	
Surplus revenue appropriated ..	\$308,838.00
Miscellaneous revenues realized.	603,584.08
State aid revenues realized	18,346.10
Delinquent taxes including	
Liens—1956 collections	76,510.78
Current taxes—1956 collections ..	3,357,249.14
Emergency borrowings
TOTAL RECEIPTS AND REVENUES REALIZED	\$4,366,528.10

CAPITAL OUTLAY—1956

Beaches and boardwalks
Buildings and equipment	\$51,964.69
Parks and playgrounds
Sewers	14,855.76
Streets, roads and bridges	74,179.09
Water supply	30,371.74
Other	36,860.70

Tax rate	\$8.62
Local school tax rate	5.47
County tax rate	1.03
Local purpose tax rate	2.12
TAXES	
Local school tax ...	\$2,168,109.42
County taxes	410,471.62
Special district taxes
Local purpose levy	\$2,578,581.04
	841,200.71
Total tax levy (tax duplicate) ..	\$3,419,781.75
Per Capita Total Tax Levy	\$143.18
Current	
1956 taxes levied (total)	\$3,468,634.05
Collected in 1956	3,357,249.14
Per cent of levy collected in 1956 ...	96.78
Transferred to liens	437.03
Cancelled, abated or adjusted	3,655.75
Outstanding December 31, 1956 ..	\$107,292.13
All Prior Years Outstanding	
Balance January 1, 1956	\$161,578.32
Collected in 1956
Balance December 31, 1956	\$81,010.98
Tax Title Liens Outstanding	
Balance January 1, 1956	\$1,852.38
Re-leamed by cash	1,673.66
Balance December 31, 1956	\$1,588.72
Property Acquired by Deed or Foreclosure	
Balance January 1, 1956	\$115,405.00
Sale for cash	102,785.00
Balance December 31, 1956	\$60,395.00

CAPITAL DEBT, DECEMBER 31, 1956

Gross Debt	
School debt	\$6,461,000.00
Self-liquidating debt.	653,000.00
Other capital debt ..	1,816,000.00
TOTAL GROSS DEBT	\$8,930,000.00
Per Capita Gross Debt	\$373.87

Deductions for	
School debt	\$2,791,363.00
Self-liquidating debt.	653,000.00
Other capital debt ..	370,306.00
TOTAL DEDUCTIONS	3,814,669.00
NET DEBT	\$5,115,331.00
Average Assessed Valuations	
Real Property 1954-1955-1956 ..	\$34,892,032.00
Per Cent of Net Debt	14.66

CURRENT FINANCES DECEMBER 31, 1956

Cash	\$402,623.75
Taxes receivable	188,303.11
Tax title liens	1,588.72
Foreclosed property	60,395.00
Other receivables	1,000.00
State road aid receivable	50,007.00
Emergencies and deferred charges ..	8,000.00
TOTAL ASSETS	\$711,917.58
Cash liabilities	\$134,732.99
Reserves for receivables	251,286.83
Surplus revenue	325,897.76
TOTAL LIABILITIES AND SURPLUS	\$711,917.58

FAIRVIEW BOROUGH—BERGEN COUNTY

Population Census, 1950—8,661 Land Area 0.9 sq. mi. Net Valuation Taxable \$9,419,711

EXPENDITURES AND REQUIRED PAYMENTS FOR 1956	
General Government	
Administrative and executive	\$36,961.23
Assessment and collection of taxes	12,982.26
Finance Department	250.00
Protection to Persons & Property	
Fire	25,780.00
Police	95,620.00
Other
Streets and Roads	
Repairs and maintenance	39,990.00
Street lighting	10,624.50
Sanitation	
Street cleaning
Garbage and ash removal	16,600.00
Sewers	48,876.59
Health and Charities	
Health service	9,202.00
Welfare—public assistance	4,300.00
Hospitals (aid and maintenance) ..	400.00
Other
Recreation	
Beaches and boardwalks
Parks and playgrounds	4,359.98
Other
Educational	
(Exclusive of school districts) ..	3,419.39
Unclassified Purposes	
(Including contingent)	3,344.00
SUB-TOTAL—Municipal functions..	\$312,709.95

Tax rate	\$7.26
Local school tax rate	3.43
County tax rate	0.92
Local purpose tax rate	2.91

TAXES	
Local school tax	\$323,128.44
County taxes	86,895.93
Special district taxes
Local purpose levy	\$410,024.37
	273,831.86
Total tax levy (tax duplicate) ..	\$683,856.23

Per Capita Total Tax Levy	\$78.96
Current	
1956 taxes levied (total)	\$688,685.17
Collected in 1956	667,125.67
Per cent of levy collected in 1956 ...	96.86
Transferred to liens	3,065.54
Cancelled, abated or adjusted	1,448.37
Outstanding December 31, 1956 ..	\$17,045.59

All Prior Years Outstanding	
Balance January 1, 1956	\$12,647.39
Collected in 1956	12,257.47
Balance December 31, 1956

Tax Title Liens Outstanding	
Balance January 1, 1956	\$10,489.68
Redeemed by cash	1,800.00
Balance December 31, 1956	\$12,030.62

Property Acquired by Deed or Foreclosure	
Balance January 1, 1956	\$1,700.00
Sale for cash
Balance December 31, 1956	\$1,700.00

CAPITAL DEBT, DECEMBER 31, 1956

Gross Debt	
School debt	\$52,000.00
Self-liquidating debt.
Other capital debt ..	205,500.00
TOTAL GROSS DEBT	\$257,500.00

Per Capita Gross Debt	\$29.73
------------------------------------	----------------

Deductions for	
School debt	\$52,000.00
Self-liquidating debt.
Other capital debt
TOTAL DEDUCTIONS	52,000.00

NET DEBT	\$205,500.00
-----------------------	---------------------

Average Assessed Valuations	
Real Property 1954-1955-1956..	\$8,483,154.00
Per Cent of Net Debt	2.42

CURRENT FINANCES DECEMBER 31, 1956

Cash	\$212,950.80
Taxes receivable	17,045.59
Tax title liens	12,030.62
Foreclosed property	1,700.00
Other receivables
State road aid receivable
Emergencies and deferred charges
TOTAL ASSETS	\$243,727.01

Cash liabilities	\$22,750.29
Reserves for receivables	30,776.21
Surplus revenue	190,200.51
TOTAL LIABILITIES AND SURPLUS	\$243,727.01

Per Capita—Municipal functions ...	
	\$36.11
Capital imp'ts and capital imp't fund	\$5,000.00
Debt Service	
Principal payments .	\$37,000.00
Interest payments ..	5,328.25
Total	42,328.25
Per Capita Debt Service	\$4.89
Deferred Charges and Statutory Expenditures	
Emergencies	\$3,000.00
Other deferred chgs.	19,844.63
Total	22,844.63

TOTAL—Municipal expenditures ...	\$382,882.83
---	---------------------

Required Payments for Local School, County, and Special District Taxes	410,024.37
---	-------------------

TOTAL EXPENDITURES AND REQUIRED PAYMENTS	\$792,907.20
---	---------------------

Reserve for uncollected taxes	\$68,696.03
GRAND TOTAL—Budget	\$861,603.23

RECEIPTS AND REVENUES REALIZED IN 1956 TO MEET EXPENDITURES AND REQUIRED PAYMENTS

Surplus revenue appropriated ..	\$85,000.00
Miscellaneous revenues realized.	90,557.83
State aid revenues realized	4,997.00
Delinquent taxes including
Liens—1956 collections	14,057.47
Current taxes—1956 collections..	667,125.67
Emergency borrowings
TOTAL RECEIPTS AND REVENUES REALIZED	\$861,737.97

CAPITAL OUTLAY—1956

Beaches and boardwalks
Buildings and equipment
Parks and playgrounds
Sewers
Streets, roads and bridges	\$14,802.48
Water supply
Other

FANWOOD BOROUGH—UNION COUNTY

Population Census, 1950—3,228

Land Area 1.4 sq. mi.

Net Valuation Taxable \$6,974,655

EXPENDITURES AND REQUIRED PAYMENTS FOR 1956

General Government	
Administrative and executive	\$28,367.79
Assessment and collection of taxes	10,489.97
Finance Department	4,774.04
Protection to Persons & Property	
Fire	14,110.95
Police	66,787.54
Other
Streets and Roads	
Repairs and maintenance	52,216.50
Street lighting	8,806.09
Sanitation	
Street cleaning
Garbage and ash removal
Sewers	10,431.62
Health and Charities	
Health service	3,902.00
Welfare—public assistance	497.84
Hospitals (aid and maintenance)	500.00
Other	1,235.25
Recreation	
Beaches and boardwalks
Parks and playgrounds	3,736.63
Other
Educational	
(Exclusive of school districts) ..	12,967.97
Unclassified Purposes	
(Including contingent)	2,800.00
SUB-TOTAL—Municipal functions..	\$221,624.19

Per Capita—Municipal functions	\$68.66
Capital imp'ts and capital imp't fund	\$30,000.00
Debt Service	
Principal payments ..	\$5,700.00
Interest payments ..	1,062.42
Total	6,762.42
Per Capita Debt Service	\$2.00
Deferred Charges and Statutory Expenditures	
Emergencies
Other deferred chgs.	\$21,054.46
Total	21,054.46

TOTAL—Municipal expenditures ...	\$279,441.07
---	---------------------

Required Payments for Local School, County, and Special District Taxes	444,770.23
---	-------------------

TOTAL EXPENDITURES AND REQUIRED PAYMENTS	\$724,211.30
---	---------------------

Reserve for uncollected taxes	\$36,397.72
GRAND TOTAL—Budget	\$760,609.02

RECEIPTS AND REVENUES REALIZED IN 1956 TO MEET EXPENDITURES AND REQUIRED PAYMENTS

Surplus revenue appropriated ..	\$80,000.00
Miscellaneous revenues realized ..	71,292.06
State aid revenues realized	4,562.30
Delinquent taxes including	
liens—1956 collections	14,646.78
Current taxes—1956 collections ..	643,297.00
Emergency borrowings
TOTAL RECEIPTS AND REVENUES REALIZED	\$813,798.14

CAPITAL OUTLAY—1956

Beaches and boardwalks
Buildings and equipment	\$11,252.50
Parks and playgrounds
Sewers
Streets, roads and bridges
Water supply
Other

Tax rate	\$9.17
Local school tax rate	5.07
County tax rate	1.31
Local purpose tax rate	2.79

TAXES

Local school tax ...	\$353,546.16
County taxes	91,224.07
Special district taxes
Local purpose levy	194,165.23
Total tax levy (tax duplicate) ..	\$638,935.46

Per Capita Total Tax Levy	\$197.94
--	-----------------

Current

1956 taxes levied (total)	\$659,581.84
Collected in 1956	643,297.00
Per cent of levy collected in 1956 ...	97.53
Transferred to liens	800.00
Cancelled, abated or adjusted	2,763.63
Outstanding December 31, 1956 ..	\$12,721.21

All Prior Years Outstanding

Balance January 1, 1956	\$14,425.39
Collected in 1956	14,205.57
Balance December 31, 1956	\$105.32

Tax Title Liens Outstanding

Balance January 1, 1956	\$8,091.96
Redeemed by cash	441.21
Balance December 31, 1956	\$8,474.17

Property Acquired by Deed or Foreclosure

Balance January 1, 1956	\$4,400.00
Sale for cash	500.00
Balance December 31, 1956	\$4,300.00

CAPITAL DEBT, DECEMBER 31, 1956

Gross Debt	
School debt	\$1,039,814.00
Self-liquidating debt
Other capital debt ..	69,464.00
TOTAL GROSS DEBT	\$1,109,278.00

Per Capita Gross Debt	\$343.64
------------------------------------	-----------------

Deductions for

School debt	\$481,600.00
Self-liquidating debt
Other capital debt ..	1,425.00
TOTAL DEDUCTIONS	483,025.00
NET DEBT	\$626,253.00

Average Assessed Valuations	
Real Property 1954-1955-1956 ..	\$6,020,001.00
Per Cent of Net Debt	10.40

CURRENT FINANCES DECEMBER 31, 1956

Cash	\$183,539.87
Taxes receivable	12,826.53
Tax title liens	8,474.17
Foreclosed property	4,300.00
Other receivables	294.03
State road aid receivable	7,760.05
Emergencies and deferred charges
TOTAL ASSETS	\$217,194.65

Cash liabilities	\$27,589.20
Reserves for receivables	25,894.73
Surplus revenue	163,710.72
TOTAL LIABILITIES AND SURPLUS	\$217,194.65

FAR HILLS BOROUGH—SOMERSET COUNTY

Population Census, 1950—60 Land Area 5.0 sq. mi. Net Valuation Taxable \$1,134,412

EXPENDITURES AND RE-REQUIRED PAYMENTS FOR 1956	
General Government	
Administrative and executive	\$5,050.00
Assessment and collection of taxes	1,500.00
Finance Department	650.00
Protection to Persons & Property	
Fire	2,900.00
Police	7,650.00
Other
Streets and Roads	
Repairs and maintenance	8,161.11
Street lighting	1,200.00
Sanitation	
Street cleaning
Garbage and ash removal	500.00
Sewers	2,850.00
Health and Charities	
Health service	250.00
Welfare—public assistance	300.00
Hospitals (aid and maintenance) ..	300.00
Other
Recreation	
Beaches and boardwalks
Parks and playgrounds	2,600.00
Other
Educational	
(Exclusive of school districts)
Unclassified Purposes	
(Including contingent)	100.00
SUB-TOTAL—Municipal functions..	\$34,011.11
Per Capita—Municipal functions	
Capital imp'ts and capital imp't fund	\$56.69
Debt Service	\$500.00
Principal payments
Interest payments
Total
Per Capita Debt Service	
Deferred Charges and Statutory Expenditures	
Emergencies
Other deferred chgs.	\$600.00
Total	600.00
TOTAL—Municipal expenditures ...	\$35,111.11
Required Payments for Local School, County, and Special District Taxes	
	47,800.64
TOTAL EXPENDITURES AND REQUIRED PAYMENTS	\$82,911.75
Reserve for uncollected taxes	\$5,426.51
GRAND TOTAL—Budget	\$88,338.26
RECEIPTS AND REVENUES REALIZED IN 1956 TO MEET EXPENDITURES AND RE-REQUIRED PAYMENTS	
Surplus revenue appropriated ..	\$9,000.00
Miscellaneous revenues realized ..	7,530.68
State aid revenues realized	1,045.00
Delinquent taxes including liens—1956 collections	
Current taxes—1956 collections..	75,110.30
Emergency borrowings
TOTAL RECEIPTS AND REVENUES REALIZED	\$92,685.98

CAPITAL OUTLAY—1956

Beaches and boardwalks
Buildings and equipment
Parks and playgrounds
Sewers
Streets, roads and bridges
Water supply
Other

Tax rate	\$6.61
Local school tax rate	3.24
County tax rate	0.98
Local purpose tax rate	2.39

TAXES

Local school tax ...	\$36,700.00	
County taxes	11,100.64	
Special district taxes	
Local purpose levy	\$47,800.64
		27,097.62
Total tax levy (tax duplicate) ..		\$74,898.26
Per Capita Total Tax Levy	\$124.83	

Current	
1956 taxes levied (total)	\$75,143.40
Collected in 1956	75,110.30
Per cent of levy collected in 1956 ...	99.95
Transferred to liens
Cancelled, abated or adjusted	33.10
Outstanding December 31, 1956

All Prior Years Outstanding	
Balance January 1, 1956	\$775.48
Collected in 1956	752.40
Balance December 31, 1956

Tax Title Liens Outstanding	
Balance January 1, 1956
Redeemed by cash
Balance December 31, 1956

Property Acquired by Deed or Foreclosure	
Balance January 1, 1956
Sale for cash
Balance December 31, 1956

CAPITAL DEBT, DECEMBER 31, 1956

Gross Debt	
School debt
Self-liquidating debt.
Other capital debt

TOTAL GROSS DEBT
Per Capita Gross Debt

Deductions for	
School debt
Self-liquidating debt.
Other capital debt

TOTAL DEDUCTIONS
NET DEBT

Average Assessed Valuations	
Real Property 1954-1955-1956..	\$961,570.00
Per Cent of Net Debt

CURRENT FINANCES DECEMBER 31, 1956

Cash	\$28,128.63
Taxes receivable
Tax title liens
Foreclosed property
Other receivables	177.70
State road aid receivable
Emergencies and deferred charges

TOTAL ASSETS	\$28,306.33
---------------------------	--------------------

Cash liabilities	\$6,542.10
Reserves for receivables	177.70
Surplus revenue	21,586.53

TOTAL LIABILITIES AND SURPLUS	\$28,306.33
--	--------------------

FARMINGDALE BOROUGH—MONMOUTH COUNTY

Population Census, 1950—755

Land Area 0.5 sq. mi.

Net Valuation Taxable \$617,711

EXPENDITURES AND REQUIRED PAYMENTS FOR 1956	
General Government	
Administrative and executive	\$4,885.08
Assessment and collection of taxes	675.13
Finance Department
Protection to Persons & Property	
Fire	1,832.42
Police	1,084.95
Other
Streets and Roads	
Repairs and maintenance	2,750.08
Street lighting	1,716.22
Sanitation	
Street cleaning
Garbage and ash removal	580.00
Sewers
Health and Charities	
Health service	115.64
Welfare—public assistance
Hospitals (aid and maintenance)
Other
Recreation	
Beaches and boardwalks
Parks and playgrounds
Other
Educational	
(Exclusive of school districts)	120.00
Unclassified Purposes	
(Including contingent)	264.60
SUB-TOTAL—Municipal functions..	\$14,024.12
Per Capita—Municipal functions	\$18.57
Capital imp'ts and capital imp't fund	\$15,000.00
Debt Service	
Principal payments
Interest payments
Total
Per Capita Debt Service	
Deferred Charges and Statutory Expenditures	
Emergencies
Other deferred chgs.	\$71.11
Total	71.11
TOTAL—Municipal expenditures	\$29,095.23
Required Payments for Local School, County, and Special District Taxes	
	58,570.54
TOTAL EXPENDITURES AND REQUIRED PAYMENTS	\$87,665.74
Reserve for uncollected taxes	\$5,646.00
GRAND TOTAL—Budget	\$93,311.77
RECEIPTS AND REVENUES REALIZED IN 1956 TO MEET EXPENDITURES AND REQUIRED PAYMENTS	
Surplus revenue appropriated	\$16,981.00
Miscellaneous revenues realized	6,786.92
State aid revenues realized	1,350.00
Delinquent taxes including	
liens—1956 collections	3,124.41
Current taxes—1956 collections.. . . .	61,253.31
Emergency borrowings
TOTAL RECEIPTS AND REVENUES REALIZED	\$89,495.64
CAPITAL OUTLAY—1956	
Beaches and boardwalks
Buildings and equipment
Parks and playgrounds
Sewers
Streets, roads and bridges
Water supply
Other	\$13,692.59

Tax rate	\$10.70
Local school tax rate	6.78
County tax rate	2.70
Local purpose tax rate	1.22
TAXES	
Local school tax	\$41,874.87
County taxes	16,695.67
Special district taxes
Local purpose levy	\$58,570.54
	9,100.00
Total tax levy (tax duplicate)	\$67,670.54
Per Capita Total Tax Levy	\$89.63
Current	
1956 taxes levied (total)	\$67,670.54
Collected in 1956	61,253.31
Per cent of levy collected in 1956	90.51
Transferred to liens	74.90
Cancelled, abated or adjusted
Outstanding December 31, 1956	\$6,342.33
All Prior Years Outstanding	
Balance January 1, 1956	\$3,812.82
Collected in 1956	3,124.41
Balance December 31, 1956	\$688.44
Tax Title Liens Outstanding	
Balance January 1, 1956	\$250.43
Redeemed by cash
Balance December 31, 1956	\$325.33
Property Acquired by Deed or Foreclosure	
Balance January 1, 1956
Sale for cash
Balance December 31, 1956
CAPITAL DEBT, DECEMBER 31, 1956	
Gross Debt	
School debt	\$141,379.00
Self-liquidating debt.	5,500.00
Other capital debt
TOTAL GROSS DEBT	\$146,879.00
Per Capita Gross Debt	\$194.54
Deductions for	
School debt	\$107,384.00
Self-liquidating debt.	5,500.00
Other capital debt
TOTAL DEDUCTIONS	112,884.00
NET DEBT	\$33,995.00
Average Assessed Valuations	
Real Property 1954-1955-1956.. . . .	\$566,746.00
Per Cent of Net Debt	5.99
CURRENT FINANCES DECEMBER 31, 1956	
Cash	\$20,975.20
Taxes receivable	7,030.74
Tax title liens	325.33
Foreclosed property
Other receivables	14.69
State road aid receivable
Emergencies and deferred charges	50.00
TOTAL ASSETS	\$28,395.96
Cash liabilities	\$3,252.38
Reserves for receivables	7,370.76
Surplus revenue	17,772.82
TOTAL LIABILITIES AND SURPLUS	\$28,395.96

FIELDSBORO BOROUGH—BURLINGTON COUNTY

Population Census, 1950—589

Land Area 0.3 sq. mi.

Net Valuation Taxable \$197,454

EXPENDITURES AND REQUIRED PAYMENTS FOR 1956

General Government	
Administrative and executive	\$3,775.00
Assessment and collection of taxes	850.00
Finance Department
Protection to Persons & Property	
Fire	200.00
Police	1,000.00
Other
Streets and Roads	
Repairs and maintenance	4,050.00
Street lighting	1,000.00
Sanitation	
Street cleaning
Garbage and ash removal	1,190.00
Sewers
Health and Charities	
Health service	100.00
Welfare—public assistance	500.00
Hospitals (aid and maintenance)
Other
Recreation	
Beaches and boardwalks
Parks and playgrounds
Other
Educational	
(Exclusive of school districts)
Unclassified Purposes	
(Including contingent)
SUB-TOTAL—Municipal functions..	\$12,665.00

Per Capita—Municipal functions	\$21.50
Capital imp'ts and capital imp't fund
Debt Service	
Principal payments
Interest payments
Total
Per Capita Debt Service
Deferred Charges and Statutory Expenditures	
Emergencies	\$375.00
Other deferred chgs.	75.00
Total	\$450.00
TOTAL—Municipal expenditures ...	\$13,115.00

Required Payments for Local School, County, and Special District Taxes	22,073.92
---	------------------

TOTAL EXPENDITURES AND REQUIRED PAYMENTS	\$35,188.92
Reserve for uncollected taxes	\$6,355.80
GRAND TOTAL—Budget	\$41,544.72

RECEIPTS AND REVENUES REALIZED IN 1956 TO MEET EXPENDITURES AND REQUIRED PAYMENTS	
Surplus revenue appropriated ..	\$917.47
Miscellaneous revenues realized ..	9,850.22
State aid revenues realized	3,390.00
Delinquent taxes including
liens—1956 collections	5,577.91
Current taxes—1956 collections..	20,864.39
Emergency borrowings
TOTAL RECEIPTS AND REVENUES REALIZED	\$40,599.99

CAPITAL OUTLAY—1956

Beaches and boardwalks
Buildings and equipment
Parks and playgrounds
Sewers
Streets, roads and bridges
Water supply	\$23.76
Other

Tax rate	\$13.34
Local school tax rate	8.58
County tax rate	2.60
Local purpose tax rate	2.16

TAXES

Local school tax ...	\$16,932.00	
County taxes	5,141.92	
Special district taxes	
Local purpose levy	\$22,073.92
Total tax levy (tax duplicate)	4,253.33
Per Capita Total Tax Levy	\$44.70	

Current	
1956 taxes levied (total)	\$27,693.04
Collected in 1956	20,864.39
Per cent of levy collected in 1956 ...	75.34
Transferred to liens	333.49
Cancelled, abated or adjusted ..	70.99
Outstanding December 31, 1956 ..	\$6,424.17

All Prior Years Outstanding	
Balance January 1, 1956	\$6,350.51
Collected in 1956	5,577.91
Balance December 31, 1956	\$268.79

Tax Title Liens Outstanding	
Balance January 1, 1956
Redeemed by cash
Balance December 31, 1956	\$922.50

Property Acquired by Deed or Foreclosure	
Balance January 1, 1956	\$850.00
Sale for cash
Balance December 31, 1956	\$850.00

CAPITAL DEBT, DECEMBER 31, 1956

Gross Debt	
School debt
Self-liquidating debt.
Other capital debt

TOTAL GROSS DEBT
Per Capita Gross Debt

Deductions for	
School debt
Self-liquidating debt.
Other capital debt

TOTAL DEDUCTIONS
NET DEBT

Average Assessed Valuations	
Real Property 1954-1955-1956..	\$190,934.00
Per Cent of Net Debt

CURRENT FINANCES DECEMBER 31, 1956

Cash	\$10,667.85
Taxes receivable	6,692.96
Tax title liens	922.50
Foreclosed property	850.00
Other receivables	1,227.68
State road aid receivable
Emergencies and deferred charges ..	35.63
TOTAL ASSETS	\$20,396.62

Cash liabilities	\$3,724.55
Reserves for receivables	9,693.14
Surplus revenue	6,978.93

TOTAL LIABILITIES AND SURPLUS	\$20,396.62
--	--------------------

FLEMINGTON BOROUGH—HUNTERDON COUNTY

Population Census, 1950—3,058

Land Area 1.3 sq. mi.

Net Valuation Taxable \$3,944,505

EXPENDITURES AND REQUIRED PAYMENTS FOR 1956	
General Government	
Administrative and executive	\$10,205.00
Assessment and collection of taxes	4,150.00
Finance Department
Protection to Persons & Property	
Fire	11,050.00
Police	19,019.95
Other
Streets and Roads	
Repairs and maintenance	16,261.05
Street lighting	6,700.00
Sanitation	
Street cleaning
Garbage and ash removal	12,500.00
Sewers	11,725.00
Health and Charities	
Health service	650.00
Welfare—public assistance	1,210.00
Hospitals (aid and maintenance)
Other
Recreation	
Beaches and boardwalks
Parks and playgrounds	1,050.00
Other	350.00
Educational	
(Exclusive of school districts) ..	10,500.00
Unclassified Purposes	
(Including contingent)	950.00
SUB-TOTAL—Municipal functions..	\$106,321.00
Per Capita—Municipal functions ...	
.....	\$34.77
Capital imp'ts and capital imp't fund	\$16,000.00
Debt Service	
Principal payments
Interest payments
Total
Per Capita Debt Service	
.....
Deferred Charges and Statutory Expenditures	
Emergencies
Other deferred chgs.	\$1,500.00
Total	1,500.00
TOTAL—Municipal expenditures ...	\$123,821.00
Required Payments for Local School, County, and Special District Taxes	
.....	266,419.45
TOTAL EXPENDITURES AND REQUIRED PAYMENTS	\$390,240.45
Reserve for uncollected taxes	\$40,411.25
GRAND TOTAL—Budget	\$430,651.70
RECEIPTS AND REVENUES REALIZED IN 1956 TO MEET EXPENDITURES AND REQUIRED PAYMENTS	
Surplus revenue appropriated ..	\$25,000.00
Miscellaneous revenues realized ..	46,874.97
State aid revenues realized	2,401.00
Delinquent taxes including
liens—1956 collections	30,374.72
Current taxes—1956 collections..	320,138.89
Emergency borrowings
TOTAL RECEIPTS AND REVENUES REALIZED	\$424,789.58

Tax rate	\$8.75
Local school tax rate	5.77
County tax rate	0.99
Local purpose tax rate	1.99
TAXES	
Local school tax ...	\$227,560.13
County taxes	38,859.32
Special district taxes
Local purpose levy	\$266,419.45
.....	84,481.25
Total tax levy (tax duplicate) ..	\$350,900.70
Per Capita Total Tax Levy	\$114.75
Current	
1956 taxes levied (total)	\$352,928.24
Collected in 1956	320,138.89
Per cent of levy collected in 1956 ..	90.70
Transferred to liens
Cancelled, abated or adjusted	420.44
Outstanding December 31, 1956 ..	\$32,368.91
All Prior Years Outstanding	
Balance January 1, 1956	\$42,956.34
Collected in 1956	30,374.72
Balance December 31, 1956	\$12,166.95
Tax Title Liens Outstanding	
Balance January 1, 1956
Redeemed by cash
Balance December 31, 1956
Property Acquired by Deed or Foreclosure	
Balance January 1, 1956
Sale for cash
Balance December 31, 1956

CAPITAL DEBT, DECEMBER 31, 1956	
Gross Debt	
School debt	\$881,169.00
Self-liquidating debt ..	215,000.00
Other capital debt
TOTAL GROSS DEBT	\$1,096,169.00
Per Capita Gross Debt	\$358.46

Deductions for	
School debt	\$676,801.00
Self-liquidating debt ..	215,000.00
Other capital debt
TOTAL DEDUCTIONS	891,801.00
NET DEBT	\$204,368.00
Average Assessed Valuations	
Real Property 1954-1955-1956..	\$3,402,226.00
Per Cent of Net Debt	6.00

CURRENT FINANCES DECEMBER 31, 1956	
Cash	\$252,180.46
Taxes receivable	44,535.86
Tax title liens
Foreclosed property
Other receivables	44.82
State road aid receivable
Emergencies and deferred charges ..	1,400.00
TOTAL ASSETS	\$298,161.14
Cash liabilities	\$39,226.47
Reserves for receivables	44,580.68
Surplus revenue	214,353.99
TOTAL LIABILITIES AND SURPLUS	\$298,161.14

CAPITAL OUTLAY—1956	
Beaches and boardwalks
Buildings and equipment	\$6,168.04
Parks and playgrounds
Sewers
Streets, roads and bridges	10,919.49
Water supply	12,398.09
Other

FLORENCE TOWNSHIP—BURLINGTON COUNTY

Population Census, 1950—7,455 Land Area 9.68 sq. mi. Net Valuation Taxable \$7,059,199

EXPENDITURES AND REQUIRED PAYMENTS FOR 1956	
General Government	
Administrative and executive	\$49,800.00
Assessment and collection of taxes ..	8,900.00
Finance Department	5,600.00
Protection to Persons & Property	
Fire	21,975.00
Police	71,975.00
Other
Streets and Roads	
Repairs and maintenance	58,175.00
Street lighting	13,600.00
Sanitation	
Street cleaning
Garbage and ash removal	37,625.00
Sewers
Health and Charities	
Health service	2,250.00
Welfare—public assistance	2,000.00
Hospitals (aid and maintenance)
Other	500.00
Recreation	
Beaches and boardwalks
Parks and playgrounds	7,850.00
Other
Educational (Exclusive of school districts) ..	
	1,500.00
Unclassified Purposes (Including contingent)	
	3,270.00
SUB-TOTAL—Municipal functions..	\$285,020.00
Per Capita—Municipal functions	\$38.23
Capital imp'ts and capital imp't fund	\$7,000.00
Debt Service	
Principal payments ..	\$45,450.00
Interest payments ..	6,700.00
Total	52,150.00
Per Capita Debt Service	\$7.00
Deferred Charges and Statutory Expenditures	
Emergencies	\$5,800.00
Other deferred chgs.	8,502.00
Total	14,302.00
TOTAL—Municipal expenditures ...	\$358,472.00
Required Payments for Local School, County, and Special District Taxes	
	608,959.87
TOTAL EXPENDITURES AND REQUIRED PAYMENTS	\$967,431.87
Reserve for uncollected taxes	\$42,619.00
GRAND TOTAL—Budget	\$1,010,050.87
RECEIPTS AND REVENUES REALIZED IN 1956 TO MEET EXPENDITURES AND REQUIRED PAYMENTS	
Surplus revenue appropriated ..	\$39,000.00
Miscellaneous revenues realized.	106,296.69
State aid revenues realized	10,136.00
Delinquent taxes including	
liens—1956 collections	30,945.97
Current taxes—1956 collections..	786,503.81
Emergency borrowings
TOTAL RECEIPTS AND REVENUES REALIZED	\$972,882.47

CAPITAL OUTLAY—1956

Beaches and boardwalks	
Buildings and equipment	\$9,857.97
Parks and playgrounds
Sewers
Streets, roads and bridges	38,713.50
Water supply	6,519.84
Other

Tax rate	\$11.75
Local school tax rate	5.62
County tax rate	3.01
Local purpose tax rate	3.12

TAXES

Local school tax ...	\$396,688.60
County taxes	212,271.27
Special district taxes
Local purpose levy	\$608,959.87
	221,580.00
Total tax levy (tax duplicate) ..	\$830,539.87

Per Capita Total Tax Levy	\$111.41
--	-----------------

Current	
1956 taxes levied (total)	\$831,283.08
Collected in 1956	786,503.81
Per cent of levy collected in 1956 ...	94.61
Transferred to liens	951.75
Cancelled, abated or adjusted ..	3,567.30
Outstanding December 31, 1956 ..	\$40,260.22

All Prior Years Outstanding	
Balance January 1, 1956	\$32,258.28
Collected in 1956	30,213.14
Balance December 31, 1956	\$1,656.12

Tax Title Liens Outstanding	
Balance January 1, 1956	\$1,494.72
Redeemed by cash	732.83
Balance December 31, 1956	\$1,754.48

Property Acquired by Deed or Foreclosure	
Balance January 1, 1956	\$3,290.01
Sale for cash	1,425.00
Balance December 31, 1956	\$2,790.01

CAPITAL DEBT, DECEMBER 31, 1956

Gross Debt	
School debt	\$574,000.00
Self-liquidating debt.	365,632.00
Other capital debt ..	155,275.00
TOTAL GROSS DEBT	\$1,094,907.00
Per Capita Gross Debt	\$146.87

Deductions for	
School debt	\$458,673.00
Self-liquidating debt.
Other capital debt ..	2,535.00
TOTAL DEDUCTIONS	461,208.00
NET DEBT	\$633,699.00

Average Assessed Valuations	
Real Property 1954-1955-1956..	\$5,733,409.00
Per Cent of Net Debt	11.05

CURRENT FINANCES DECEMBER 31, 1956

Cash	\$187,845.61
Taxes receivable	41,916.34
Tax title liens	1,754.48
Foreclosed property	2,790.01
Other receivables	14,197.52
State road aid receivable	10,652.79
Emergencies and deferred charges ..	1,164.35
TOTAL ASSETS	\$260,321.10

Cash liabilities	\$194,664.86
Reserves for receivables	60,658.35
Surplus revenue	4,997.89
TOTAL LIABILITIES AND SURPLUS	\$260,321.10

FLORHAM PARK BOROUGH—MORRIS COUNTY

Population Census, 1950—2,385 Land Area 7.6 sq. mi. Net Valuation Taxable \$5,999,595

EXPENDITURES AND RE-REQUIRED PAYMENTS FOR 1956	
General Government	
Administrative and executive	\$32,789.54
Assessment and collection of taxes	7,473.46
Finance Department
Protection to Persons & Property	
Fire	12,800.00
Police	49,980.00
Other
Streets and Roads	
Repairs and maintenance	53,275.56
Street lighting	8,000.00
Sanitation	
Street cleaning
Garbage and ash removal
Sewers	7,201.57
Health and Charities	
Health service	2,900.00
Welfare—public assistance	100.00
Hospitals (aid and maintenance)
Other	1,850.00
Recreation	
Beaches and boardwalks
Parks and playgrounds
Other	2,750.00
Educational	
(Exclusive of school districts)	1,500.00
Unclassified Purposes	
(Including contingent)	1,310.00
SUB-TOTAL—Municipal functions..	\$181,930.13
Per Capita—Municipal functions	\$76.28
Capital imp'ts and capital imp't fund	\$29,500.00
Debt Service	
Principal payments	\$7,000.00
Interest payments	1,555.00
Total	8,555.00
Per Capita Debt Service	
\$3.59	
Deferred Charges and Statutory Expenditures	
Emergencies
Other deferred chgs.	\$6,257.00
Total	6,257.00
TOTAL—Municipal expenditures	\$226,242.13
Required Payments for Local School, County, and Special District Taxes	
526,306.88	
TOTAL EXPENDITURES AND REQUIRED PAYMENTS	\$752,549.01
Reserve for uncollected taxes	\$81,875.94
GRAND TOTAL—Budget	\$834,424.95
RECEIPTS AND REVENUES REALIZED IN 1956 TO MEET EXPENDITURES AND RE-REQUIRED PAYMENTS	
Surplus revenue appropriated	\$80,000.00
Miscellaneous revenues realized.	99,503.89
State aid revenues realized	4,568.00
Delinquent taxes including liens—1956 collections	34,895.47
Current taxes—1956 collections.. . . .	656,025.11
Emergency borrowings
TOTAL RECEIPTS AND REVENUES REALIZED	\$874,992.47
CAPITAL OUTLAY—1956	
Beaches and boardwalks
Buildings and equipment
Parks and playgrounds
Sewers
Streets, roads and bridges
Water supply
Other	\$2,000.00

Tax rate	\$10.79
Local school tax rate	7.44
County tax rate	1.33
Local purpose tax rate	2.02
TAXES	
Local school tax	\$446,339.06
County taxes	79,967.82
Special district taxes
Local purpose levy	\$526,306.88
Total tax levy (tax duplicate)	\$646,956.95
Per Capita Total Tax Levy	\$271.26
Current	
1956 taxes levied (total)	\$681,640.35
Collected in 1956	656,025.11
Per cent of levy collected in 1956	96.24
Transferred to liens	156.47
Cancelled, abated or adjusted	2,208.01
Outstanding December 31, 1956	\$23,250.76
All Prior Years Outstanding	
Balance January 1, 1956	\$37,101.18
Collected in 1956	34,555.29
Balance December 31, 1956	\$2,140.12
Tax Title Liens Outstanding	
Balance January 1, 1956	\$1,574.76
Redeemed by cash	340.18
Balance December 31, 1956	\$1,391.05
Property Acquired by Deed or Foreclosure	
Balance January 1, 1956	\$10,380.00
Sale for cash	9,230.00
Balance December 31, 1956	\$6,380.00
CAPITAL DEBT, DECEMBER 31, 1956	
Gross Debt	
School debt	\$1,505,396.00
Self-liquidating debt.	87,000.00
Other capital debt	48,268.00
TOTAL GROSS DEBT	\$1,640,664.00
Per Capita Gross Debt	
\$687.91	
Deductions for	
School debt	\$1,127,938.00
Self-liquidating debt.	87,000.00
Other capital debt	36,835.00
TOTAL DEDUCTIONS	1,251,773.00
NET DEBT	\$388,891.00
Average Assessed Valuations	
Real Property 1954-1955-1956.. . . .	\$5,312,370.00
Per Cent of Net Debt	7.32
CURRENT FINANCES DECEMBER 31, 1956	
Cash	\$295,241.19
Taxes receivable	25,390.88
Tax title liens	1,391.05
Foreclosed property	6,380.00
Other receivables	3,876.68
State road aid receivable
Emergencies and deferred charges	790.66
TOTAL ASSETS	\$333,070.46
Cash liabilities	\$53,796.26
Reserves for receivables	37,038.61
Surplus revenue	242,235.59
TOTAL LIABILITIES AND SURPLUS	\$333,070.46

FOLSOM BOROUGH—ATLANTIC COUNTY

Population Census, 1950—292 Land Area 8.79 sq. mi. Net Valuation Taxable \$403,078

EXPENDITURES AND REQUIRED PAYMENTS FOR 1956	
General Government	
Administrative and executive	\$4,710.94
Assessment and collection of taxes	3,062.36
Finance Department
Protection to Persons & Property	
Fire	1,464.80
Police	4,076.47
Other
Streets and Roads	
Repairs and maintenance	3,205.18
Street lighting	1,661.70
Sanitation	
Street cleaning
Garbage and ash removal
Sewers
Health and Charities	
Health service	248.00
Welfare—public assistance	188.76
Hospitals (aid and maintenance)
Other
Recreation	
Beaches and boardwalks
Parks and playgrounds
Other
Educational	
(Exclusive of school districts)
Unclassified Purposes	
(Including contingent)
SUB-TOTAL—Municipal functions..	\$18,618.21
Per Capita—Municipal functions	\$63.76
Capital imp'ts and capital imp't fund	\$1,111.11
Debt Service	
Principal payments
Interest payments
Total
Per Capita Debt Service	
Deferred Charges and Statutory Expenditures
Emergencies
Other deferred chgs.	\$150.00
Total	150.00
TOTAL—Municipal expenditures	\$19,879.32
Required Payments for Local School, County, and Special District Taxes	
	40,938.92
TOTAL EXPENDITURES AND REQUIRED PAYMENTS	\$60,818.24
Reserve for uncollected taxes	\$3,930.00
GRAND TOTAL—Budget	\$64,748.24
RECEIPTS AND REVENUES REALIZED IN 1956 TO MEET EXPENDITURES AND REQUIRED PAYMENTS	
Surplus revenue appropriated	\$15,000.00
Miscellaneous revenues realized	15,389.92
State aid revenues realized	3,097.00
Delinquent taxes including	
liens—1956 collections	3,349.27
Current taxes—1956 collections..	37,172.86
Emergency borrowings
TOTAL RECEIPTS AND REVENUES REALIZED	\$74,009.05

CAPITAL OUTLAY—1956

Beaches and boardwalks
Buildings and equipment
Parks and playgrounds
Sewers
Streets, roads and bridges
Water supply
Other

Tax rate	\$10.16
Local school tax rate	7.64
County tax rate	2.52
Local purpose tax rate

TAXES

Local school tax	\$30,817.58
County taxes	10,121.34
Special district taxes
Local purpose levy	\$40,938.92
Total tax levy (tax duplicate) ..	\$40,938.92

Per Capita Total Tax Levy	\$140.20
--	-----------------

Current	
1956 taxes levied (total)	\$41,315.63
Collected in 1956	37,172.86
Per cent of levy collected in 1956	89.97
Transferred to liens
Cancelled, abated or adjusted
Outstanding December 31, 1956 ..	\$4,142.77

All Prior Years Outstanding	
Balance January 1, 1956	\$2,156.98
Collected in 1956	1,912.84
Balance December 31, 1956	\$244.14

Tax Title Liens Outstanding	
Balance January 1, 1956	\$9,301.51
Redeemed by cash	1,436.43
Balance December 31, 1956	\$7,865.08

Property Acquired by Deed or Foreclosure	
Balance January 1, 1956
Sale for cash
Balance December 31, 1956

CAPITAL DEBT, DECEMBER 31, 1956

Gross Debt	
School debt
Self-liquidating debt.
Other capital debt

TOTAL GROSS DEBT
Per Capita Gross Debt

Deductions for	
School debt
Self-liquidating debt.
Other capital debt

TOTAL DEDUCTIONS
NET DEBT

Average Assessed Valuations	
Real Property 1954-1955-1956..	\$266,864.00
Per Cent of Net Debt

CURRENT FINANCES DECEMBER 31, 1956

Cash	\$39,211.92
Taxes receivable	4,386.91
Tax title liens	7,865.08
Foreclosed property
Other receivables	617.54
State road aid receivable	2,629.50
Emergencies and deferred charges

TOTAL ASSETS	\$54,710.95
-------------------------------	--------------------

Cash liabilities	\$9,036.30
Reserves for receivables	12,869.53
Surplus revenue	32,805.12

TOTAL LIABILITIES AND SURPLUS	\$54,710.95
--	--------------------

FORT LEE BOROUGH—BERGEN COUNTY

Population Census, 1950—11,648

Land Area 2.5 sq. mi.

Net Valuation Taxable \$21,437,211

EXPENDITURES AND RE-	
QUIRED PAYMENTS FOR 1956	
General Government	
Administrative and executive . . .	\$98,305.00
Assessment and collection of taxes	21,310.00
Finance Department
Protection to Persons & Property	
Fire	52,625.00
Police	244,050.20
Other
Streets and Roads	
Repairs and maintenance	59,500.00
Street lighting	27,500.00
Sanitation	
Street cleaning
Garbage and ash removal	36,583.44
Sewers	116,662.05
Health and Charities	
Health service	16,201.00
Welfare—public assistance	4,650.00
Hospitals (aid and maintenance)	4,000.00
Other
Recreation	
Beaches and boardwalks
Parks and playgrounds	17,000.00
Other
Educational	
(Exclusive of school districts)	8,160.00
Unclassified Purposes	
(Including contingent)	5,553.31
SUB-TOTAL—Municipal functions..	\$712,100.00
Per Capita—Municipal functions	\$61.13
Capital imp'ts and capital imp't fund	\$45,000.00
Debt Service	
Principal payments	\$39,000.00
Interest payments	92,070.00
Total	131,070.00
Per Capita Debt Service	
\$11.25	
Deferred Charges and Statutory Expenditures	
Emergencies
Other deferred chgs.	\$93,619.00
Total	93,619.00
TOTAL—Municipal expenditures	\$981,789.00
Required Payments for Local School, County, and Special District Taxes	
898,074.87	
TOTAL EXPENDITURES AND REQUIRED PAYMENTS	\$1,879,863.87
Reserve for uncollected taxes	\$121,238.47
GRAND TOTAL—Budget	\$2,001,102.34
RECEIPTS AND REVENUES REALIZED IN 1956 TO MEET EXPENDITURES AND RE-QUIRED PAYMENTS	
Surplus revenue appropriated	\$158,000.00
Miscellaneous revenues realized.	288,184.26
State aid revenues realized	11,265.07
Delinquent taxes including	
liens—1956 collections	50,145.25
Current taxes—1956 collections..	1,491,082.00
Emergency borrowings
TOTAL RECEIPTS AND REVENUES REALIZED	\$1,998,676.58

CAPITAL OUTLAY—1956

Beaches and boardwalks
Buildings and equipment
Parks and playgrounds
Sewers	\$42,680.49
Streets, roads and bridges	64,340.10
Water supply
Other

Tax rate	\$7.07
Local school tax rate	3.04
County tax rate	1.15
Local purpose tax rate	2.88

TAXES

Local school tax	\$650,672.44	
County taxes	247,402.43	
Special district taxes	
Local purpose levy	\$898,074.87
		620,553.47
Total tax levy (tax duplicate) ..		\$1,518,628.34

Per Capita Total Tax Levy \$130.38

Current

1956 taxes levied (total)	\$1,543,310.20
Collected in 1956	1,491,082.00
Per cent of levy col-lected in 1956	96.61
Transferred to liens	445.41
Cancelled, abated or adjusted	1,710.07
Outstanding December 31, 1956 ..	\$50,072.72

All Prior Years Outstanding

Balance January 1, 1956	\$52,325.27
Collected in 1956	50,017.93
Balance December 31, 1956	\$35.06

Tax Title Liens Outstanding

Balance January 1, 1956	\$7,864.43
Redeemed by cash	127.32
Balance December 31, 1956	\$7,457.83

Property Acquired by Deed or Foreclosure

Balance January 1, 1956	\$594,530.00
Sale for cash	19,701.00
Balance December 31, 1956	\$452,770.00

CAPITAL DEBT, DECEMBER 31, 1956

Gross Debt	
School debt	\$1,641,000.00
Self-liquidating debt.
Other capital debt	3,664,646.00
TOTAL GROSS DEBT	\$5,305,646.00
Per Capita Gross Debt	\$455.50

Deductions for

School debt	\$1,532,759.00
Self-liquidating debt.
Other capital debt	589,000.00
TOTAL DEDUCTIONS	2,121,759.00
NET DEBT	\$3,183,887.00

Average Assessed Valuations

Real Property 1954-1955-1956.. \$19,159,476.00
Per Cent of Net Debt 16.61

CURRENT FINANCES DECEMBER 31, 1956

Cash	\$361,458.26
Taxes receivable	50,407.78
Tax title liens	7,457.83
Foreclosed property	452,770.00
Other receivables	321.76
State road aid receivable
Emergencies and deferred charges
TOTAL ASSETS	\$872,415.63
Cash liabilities	\$25,263.51
Reserves for receivables	510,957.37
Surplus revenue	336,194.75
TOTAL LIABILITIES AND SURPLUS	\$872,415.63

FRANKFORD TOWNSHIP—SUSSEX COUNTY

Population Census, 1950—1,530 Land Area 34.8 sq. mi. Net Valuation Taxable \$2,215,683

EXPENDITURES AND REQUIRED PAYMENTS FOR 1956

General Government	
Administrative and executive	\$6,578.00
Assessment and collection of taxes	4,350.00
Finance Department
Protection to Persons & Property	
Fire	4,000.00
Police	200.00
Other
Streets and Roads	
Repairs and maintenance	61,562.65
Street lighting	160.00
Sanitation	
Street cleaning
Garbage and ash removal
Sewers
Health and Charities	
Health service	542.24
Welfare—public assistance	1,025.00
Hospitals (aid and maintenance) ..	700.00
Other
Recreation	
Beaches and boardwalks
Parks and playgrounds
Other	200.00
Educational	
(Exclusive of school districts)
Unclassified Purposes	
(Including contingent)	50.00
SUB-TOTAL—Municipal functions..	\$79,367.89

Per Capita—Municipal functions	\$51.87
Capital imp'ts and capital imp't fund	\$9,000.00
Debt Service	
Principal payments
Interest payments
Total
Per Capita Debt Service	
Deferred Charges and Statutory Expenditures	
Emergencies	\$35,900.00
Other deferred chgs.	609.50
Total	36,509.50

TOTAL—Municipal expenditures ... **\$124,877.39**

Required Payments for Local School, County, and Special District Taxes **175,262.64**

TOTAL EXPENDITURES AND REQUIRED PAYMENTS **\$300,140.03**

Reserve for uncollected taxes

GRAND TOTAL—Budget **\$373,681.39**

RECEIPTS AND REVENUES REALIZED IN 1956 TO MEET EXPENDITURES AND REQUIRED PAYMENTS

Surplus revenue appropriated ..	\$40,000.00
Miscellaneous revenues realized.	19,748.95
State aid revenues realized	6,971.00
Delinquent taxes including	
liens—1956 collections	50,225.46
current taxes—1956 collections..	178,812.34
Emergency borrowings
TOTAL RECEIPTS AND REVENUES REALIZED	\$295,757.75

CAPITAL OUTLAY—1956

Beaches and boardwalks
Buildings and equipment
Parks and playgrounds
Sewers
Streets, roads and bridges	\$15,024.80
Water supply
Other

Tax rate	\$11.24
Local school tax rate	5.85
County tax rate	2.06
Local purpose tax rate	3.33

TAXES

Local school tax ...	\$129,542.30
County taxes	45,720.34
Special district taxes
Local purpose levy	\$175,262.64
.....	73,647.75
Total tax levy (tax duplicate) ..	\$248,910.39
Per Capita Total Tax Levy	\$162.69

Current	
1956 taxes levied (total)	\$249,086.59
Collected in 1956	178,812.34
Per cent of levy collected in 1956 ...	71.78
Transferred to liens	306.21
Cancelled, abated or adjusted	4,349.34
Outstanding December 31, 1956 ..	\$65,618.70

All Prior Years Outstanding	
Balance January 1, 1956	\$76,840.52
Collected in 1956	49,725.46
Balance December 31, 1956	\$25,843.76

Tax Title Liens Outstanding	
Balance January 1, 1956	\$2,226.89
Redeemed by cash	500.00
Balance December 31, 1956	\$2,033.10

Property Acquired by Deed or Foreclosure	
Balance January 1, 1956
Sale for cash
Balance December 31, 1956

CAPITAL DEBT, DECEMBER 31, 1956

Gross Debt	
School debt	\$245,000.00
Self-liquidating debt.
Other capital debt ..	4,187.00
TOTAL GROSS DEBT	\$249,187.00
Per Capita Gross Debt	\$162.87

Deductions for	
School debt	\$112,435.00
Self-liquidating debt.
Other capital debt ..	4,187.00
TOTAL DEDUCTIONS	116,622.00
NET DEBT	\$132,565.00

Average Assessed Valuations	
Real Property 1954-1955-1956..	\$1,873,919.00
Per Cent of Net Debt	7.07

CURRENT FINANCES DECEMBER 31, 1956

Cash	\$95,070.36
Taxes receivable	91,462.46
Tax title liens	2,033.10
Foreclosed property
Other receivables	3,675.02
State road aid receivable
Emergencies and deferred charges ..	15,000.00
TOTAL ASSETS	\$207,240.94

Cash liabilities	\$12,323.57
Reserves for receivables	97,170.58
Surplus revenue	97,746.79
TOTAL LIABILITIES AND SURPLUS	\$207,240.94

FRANKLIN BOROUGH—SUSSEX COUNTY

Population Census, 1950—3,864 Land Area 4.4 sq. mi. Net Valuation Taxable \$1,532,041

EXPENDITURES AND REQUIRED PAYMENTS FOR 1956	
General Government	
Administrative and executive	\$13,850.00
Assessment and collection of taxes	3,100.00
Finance Department
Protection to Persons & Property	
Fire	8,300.00
Police	17,270.00
Other
Streets and Roads	
Repairs and maintenance	28,680.00
Street lighting	10,000.00
Sanitation	
Street cleaning
Garbage and ash removal	17,963.00
Sewers
Health and Charities	
Health service	2,900.00
Welfare—public assistance
Hospitals (aid and maintenance)
Other
Recreation	
Beaches and boardwalks
Parks and playgrounds	2,750.00
Other
Educational	
(Exclusive of school districts)	300.00
Unclassified Purposes	
(Including contingent)	450.00
SUB-TOTAL—Municipal functions..	\$105,563.00

Per Capita—Municipal functions	\$27.32
Capital imp'ts and capital imp't fund	\$3,600.00
Debt Service	
Principal payments
Interest payments
Total
Per Capita Debt Service	
Deferred Charges and Statutory Expenditures	
Emergencies
Other deferred chgs.	\$8,553.15
Total	8,553.15

TOTAL—Municipal expenditures \$117,716.13

Required Payments for Local School, County, and Special District Taxes 144,746.60

TOTAL EXPENDITURES AND REQUIRED PAYMENTS \$262,462.73

Reserve for uncollected taxes \$29,694.37

GRAND TOTAL—Budget \$292,157.10

RECEIPTS AND REVENUES REALIZED IN 1956 TO MEET EXPENDITURES AND REQUIRED PAYMENTS	
Surplus revenue appropriated	\$20,000.00
Miscellaneous revenues realized	31,946.23
State aid revenues realized	7,997.00
Delinquent taxes including	
liens—1956 collections	17,791.41
current taxes—1956 collections..	185,862.98
Emergency borrowings
TOTAL RECEIPTS AND REVENUES REALIZED	\$263,597.62

CAPITAL OUTLAY—1956	
Beaches and boardwalks
Buildings and equipment	\$5,400.00
Parks and playgrounds
Sewers
Streets, roads and bridges
Water supply
Other

Tax rate	\$12.86
Local school tax rate	6.72
County tax rate	2.73
Local purpose tax rate	3.41

TAXES	
Local school tax	\$102,907.50
County taxes	41,839.10
Special district taxes
Local purpose levy	\$144,746.60
Total tax levy (tax duplicate)	\$198,428.01
Per Capita Total Tax Levy	\$51.35

Current	
1956 taxes levied (total)	\$199,420.81
Collected in 1956	185,862.98
Per cent of levy collected in 1956	93.20
Transferred to liens	57.87
Cancelled, abated or adjusted	506.94
Outstanding December 31, 1956	\$12,993.02

All Prior Years Outstanding	
Balance January 1, 1956	\$33,839.77
Collected in 1956	17,791.41
Balance December 31, 1956	\$15,974.83

Tax Title Liens Outstanding	
Balance January 1, 1956
Redeemed by cash
Balance December 31, 1956	\$168.69

Property Acquired by Deed or Foreclosure	
Balance January 1, 1956
Sale for cash
Balance December 31, 1956

CAPITAL DEBT, DECEMBER 31, 1956	
Gross Debt	
School debt
Self-liquidating debt.
Other capital debt
TOTAL GROSS DEBT
Per Capita Gross Debt	

Deductions for	
School debt
Self-liquidating debt.
Other capital debt
TOTAL DEDUCTIONS
NET DEBT

Average Assessed Valuations	
Real Property 1954-1955-1956..	\$1,769,315.00
Per Cent of Net Debt

CURRENT FINANCES DECEMBER 31, 1956	
Cash	\$49,133.03
Taxes receivable	28,967.85
Tax title liens	168.69
Foreclosed property
Other receivables	1,164.41
State road aid receivable	14,997.00
Emergencies and deferred charges	9,938.00
TOTAL ASSETS	\$104,368.98

Cash liabilities	\$21,808.06
Reserves for receivables	30,300.95
Surplus revenue	52,259.97
TOTAL LIABILITIES AND SURPLUS	\$104,368.98

FRANKLIN TOWNSHIP—GLOUCESTER COUNTY

Population Census, 1950—5,056 Land Area 54.13 sq. mi. Net Valuation Taxable \$2,134,123

EXPENDITURES AND RE-REQUIRED PAYMENTS FOR 1956	
General Government	
Administrative and executive	\$16,375.00
Assessment and collection of taxes	10,445.00
Finance Department	725.00
Protection to Persons & Property	
Fire	5,480.00
Police
Other
Streets and Roads	
Repairs and maintenance	44,163.88
Street lighting	4,210.00
Sanitation	
Street cleaning
Garbage and ash removal
Sewers
Health and Charities	
Health service	1,140.00
Welfare—public assistance	3,075.00
Hospitals (aid and maintenance)
Other
Recreation	
Beaches and boardwalks
Parks and playgrounds
Other
Educational	
(Exclusive of school districts) ..	150.00
Unclassified Purposes	
(Including contingent)	8,225.00
SUB-TOTAL—Municipal functions..	\$93,988.88
Per Capita—Municipal functions	
Capital imp'ts and capital imp't fund ..	\$18.39
Capital imp'ts and capital imp't fund ..	\$12,444.44
Debt Service	
Principal payments
Interest payments
Total
Per Capita Debt Service	
Deferred Charges and Statutory Expenditures
Emergencies	\$1,600.00
Other deferred chgs.	890.00
Total	2,490.00
TOTAL—Municipal expenditures ..	\$108,923.32
Required Payments for Local School, County, and Special District Taxes	
	209,951.38
TOTAL EXPENDITURES AND REQUIRED PAYMENTS	\$318,874.70
Reserve for uncollected taxes	\$47,718.28
GRAND TOTAL—Budget	\$366,592.98
RECEIPTS AND REVENUES REALIZED IN 1956 TO MEET EXPENDITURES AND RE-REQUIRED PAYMENTS	
Surplus revenue appropriated ..	\$10,000.00
Miscellaneous revenues realized ..	81,165.10
State aid revenues realized	13,850.40
Delinquent taxes including	
liens—1956 collections	38,377.33
Current taxes—1956 collections..	192,454.27
Emergency borrowings
TOTAL RECEIPTS AND REVENUES REALIZED	\$335,847.10
CAPITAL OUTLAY—1956	
Beaches and boardwalks
Buildings and equipment
Parks and playgrounds
Sewers
Streets, roads and bridges
Water supply
Other

Tax rate	\$10.38
Local school tax rate	6.71
County tax rate	2.31
Local purpose tax rate	1.36
TAXES	
Local school tax ...	\$143,285.88
County taxes	49,296.10
Special district taxes	17,369.40
Local purpose levy	\$209,951.38
	28,791.60
Total tax levy (tax duplicate) ..	\$238,742.98
Per Capita Total Tax Levy	
	\$47.22
Current	
1956 taxes levied (total)	\$241,861.35
Collected in 1956	192,454.27
Per cent of levy collected in 1956 ..	79.57
Transferred to liens	2,740.10
Cancelled, abated or adjusted	5,168.06
Outstanding December 31, 1956 ..	\$41,498.92
All Prior Years Outstanding	
Balance January 1, 1956	\$43,731.18
Collected in 1956	35,194.61
Balance December 31, 1956	\$4,332.90
Tax Title Liens Outstanding	
Balance January 1, 1956	\$55,516.12
Redeemed by cash	3,182.72
Balance December 31, 1956	\$40,209.80
Property Acquired by Deed or Foreclosure	
Balance January 1, 1956	\$8,690.00
Sale for cash	10,950.00
Balance December 31, 1956	\$6,205.00
CAPITAL DEBT, DECEMBER 31, 1956	
Gross Debt	
School debt	\$310,000.00
Self-liquidating debt.
Other capital debt
TOTAL GROSS DEBT	\$310,000.00
Per Capita Gross Debt	\$61.31
Deductions for	
School debt	\$117,892.00
Self-liquidating debt.
Other capital debt
TOTAL DEDUCTIONS	117,892.00
NET DEBT	\$192,108.00
Average Assessed Valuations	
Real Property 1954-1955-1956..	\$1,964,863.00
Per Cent of Net Debt	9.77
CURRENT FINANCES DECEMBER 31, 1956	
Cash	\$108,726.96
Taxes receivable	45,831.82
Tax title liens	40,209.80
Foreclosed property	6,205.00
Other receivables	645.54
State road aid receivable	11,573.60
Emergencies and deferred charges ..	1,683.73
TOTAL ASSETS	\$214,876.45
Cash liabilities	\$51,910.77
Reserves for receivables	92,892.16
Surplus revenue	70,073.52
TOTAL LIABILITIES AND SURPLUS	\$214,876.45

FRANKLIN TOWNSHIP—HUNTERDON COUNTY

Population Census, 1950—1,255

Land Area 23.3 sq. mi.

Net Valuation Taxable \$1,241,491

EXPENDITURES AND REQUIRED PAYMENTS FOR 1956	
General Government	
Administrative and executive	\$5,128.04
Assessment and collection of taxes	1,307.23
Finance Department	384.11
Protection to Persons & Property	
Fire	1,500.00
Police	832.44
Other
Streets and Roads	
Repairs and maintenance	18,513.32
Street lighting	697.68
Sanitation	
Street cleaning
Garbage and ash removal
Sewers
Health and Charities	
Health service	632.96
Welfare—Public assistance	593.85
Hospitals (aid and maintenance)
Other
Recreation	
Beaches and boardwalks
Parks and playgrounds
Other
Educational (Exclusive of school districts) ..	
Unclassified Purposes (Including contingent)	
	166.27
SUB-TOTAL—Municipal functions..	\$29,755.90
Per Capita—Municipal functions	
Capital imp'ts and capital imp't fund	\$6,500.00
Debt Service	
Principal payments
Interest payments ..	\$70.10
Total	70.10
Per Capita Debt Service	
	\$0.06
Deferred Charges and Statutory Expenditures	
Emergencies
Other deferred chgs.	\$368.26
Total	368.26
TOTAL—Municipal expenditures	\$36,694.26
Required Payments for Local School, County, and Special District Taxes	
	83,279.48
TOTAL EXPENDITURES AND REQUIRED PAYMENTS	\$119,973.74
Reserve for uncollected taxes	\$9,803.97
GRAND TOTAL—Budget	\$129,777.71

Tax rate	\$8.34
Local school tax rate	5.03
County tax rate	1.68
Local purpose tax rate	1.63
TAXES	
Local school tax	\$62,431.09
County taxes	20,848.39
Special district taxes
Local purpose levy	\$83,279.48
	20,183.68
Total tax levy (tax duplicate) ..	\$103,463.16
Per Capita Total Tax Levy	
	\$88.44
Current	
1956 taxes levied (total)	\$103,958.77
Collected in 1956	89,061.91
Per cent of levy collected in 1956	85.67
Transferred to liens	45.87
Cancelled, abated or adjusted	27.02
Outstanding December 31, 1956 ..	\$14,823.97
All Prior Years Outstanding	
Balance January 1, 1956	\$8,404.73
Collected in 1956	7,535.79
Balance December 31, 1956	\$858.18
Tax Title Liens Outstanding	
Balance January 1, 1956	\$539.81
Redeemed by cash
Balance December 31, 1956	\$585.68
Property Acquired by Deed or Foreclosure	
Balance January 1, 1956
Sale for cash
Balance December 31, 1956

CAPITAL DEBT, DECEMBER 31, 1956

Gross Debt	
School debt	\$316,822.00
Self-liquidating debt.
Other capital debt
TOTAL GROSS DEBT	\$316,822.00
Per Capita Gross Debt	\$252.45

Deductions for	
School debt	\$258,709.00
Self-liquidating debt.
Other capital debt
TOTAL DEDUCTIONS	258,709.00
NET DEBT	\$58,113.00

Average Assessed Valuations	
Real Property 1954-1955-1956..	\$1,048,119.00
Per Cent of Net Debt	5.54

CURRENT FINANCES DECEMBER 31, 1956

Cash	\$30,645.76
Taxes receivable	15,682.15
Tax title liens	585.68
Foreclosed property
Other receivables
State road aid receivable	17,000.00
Emergencies and deferred charges

TOTAL ASSETS \$63,913.59

Cash liabilities	\$24,262.90
Reserves for receivables	16,267.83
Surplus revenue	23,382.86

TOTAL LIABILITIES AND SURPLUS \$63,913.59

CAPITAL OUTLAY—1956	
Beaches and boardwalks
Buildings and equipment
Parks and playgrounds
Sewers
Streets, roads and bridges
Water supply
Other

FRANKLIN TOWNSHIP—SOMERSET COUNTY

Population Census, 1950—9,601 Land Area 46.4 sq. mi Net Valuation Taxable \$7,887,486

EXPENDITURES AND REQUIRED PAYMENTS FOR 1956	
General Government	
Administrative and executive	\$53,925.00
Assessment and collection of taxes	37,730.00
Finance Department	1,100.00
Protection to Persons & Property	
Fire	16,100.00
Police	32,800.00
Other
Streets and Roads	
Repairs and maintenance	138,650.00
Street lighting	18,800.00
Sanitation	
Street cleaning
Garbage and ash removal	5,500.00
Sewers	10,000.00
Health and Charities	
Health service	6,200.00
Welfare—public assistance	5,100.00
Hospitals (aid and maintenance)
Other
Recreation	
Beaches and boardwalks
Parks and playgrounds	450.00
Other	6,500.00
Educational	
(Exclusive of school districts)
Unclassified Purposes	
(Including contingent)	34,750.00
SUB-TOTAL—Municipal functions..	\$367,605.00
Per Capita—Municipal functions	
Capital imp'ts and capital imp't fund	\$97,300.00
Debt Service	
Principal payments
Interest payments
Total
Per Capita Debt Service	
Deferred Charges and Statutory Expenditures	
Emergencies	\$2,000.00
Other deferred chgs.	33,485.87
Total	35,485.87
TOTAL—Municipal expenditures ...	\$500,390.87
Required Payments for Local School, County, and Special District Taxes	
	732,643.79
TOTAL EXPENDITURES AND REQUIRED PAYMENTS	\$1,233,034.66
Reserve for uncollected taxes	\$136,377.00
GRAND TOTAL—Budget	\$1,369,411.66
RECEIPTS AND REVENUES REALIZED IN 1956 TO MEET EXPENDITURES AND REQUIRED PAYMENTS	
Surplus revenue appropriated ..	\$240,000.00
Miscellaneous revenues realized..	254,953.84
State aid revenues realized	17,733.22
Delinquent taxes including	
liens—1956 collections	58,609.00
Current taxes—1956 collections..	826,125.93
Emergency borrowings
TOTAL RECEIPTS AND REVENUES REALIZED	\$1,397,421.99

Tax rate	\$11.04
Local school tax rate	7.36
County tax rate	1.68
Local purpose tax rate	2.00
TAXES	
Local school tax ...	\$580,423.09
County taxes	132,236.70
Special district taxes	19,984.00
Local purpose levy	732,643.79
Total tax levy (tax duplicate) ..	\$890,393.79
Per Capita Total Tax Levy	\$92.74
Current	
1956 taxes levied (total)	\$898,115.05
Collected in 1956	826,125.93
Per cent of levy collected in 1956 ...	91.98
Transferred to liens	3,161.86
Cancelled, abated or adjusted	8,096.29
Outstanding December 31, 1956 ..	\$60,730.97
All Prior Years Outstanding	
Balance January 1, 1956	\$58,171.04
Collected in 1956	57,363.41
Balance December 31, 1956	\$111.43
Tax Title Liens Outstanding	
Balance January 1, 1956	\$11,308.04
Redeemed by cash	1,245.59
Balance December 31, 1956	\$13,315.51
Property Acquired by Deed or Foreclosure	
Balance January 1, 1956	\$515,956.00
Sale for cash	35,466.00
Balance December 31, 1956	\$499,755.00

CAPITAL DEBT, DECEMBER 31, 1956

Gross Debt	
School debt	\$1,386,000.00
Self-liquidating debt.	357,000.00
Other capital debt ..	34,000.00
TOTAL GROSS DEBT	\$1,777,000.00
Per Capita Gross Debt	
\$185.08	
Deductions for	
School debt	\$414,313.00
Self-liquidating debt.
Other capital debt
TOTAL DEDUCTIONS	414,313.00
NET DEBT	\$1,362,687.00
Average Assessed Valuations	
Real Property 1954-1955-1956..	\$6,905,217.00
Per Cent of Net Debt	19.73

CURRENT FINANCES DECEMBER 31, 1956

Cash	\$425,151.37
Taxes receivable	60,842.40
Tax title liens	13,315.51
Foreclosed property	499,755.00
Other receivables	1,272.84
State road aid receivable	28,894.19
Emergencies and deferred charges ..	34,000.00
TOTAL ASSETS	\$1,063,231.31
Cash liabilities	\$113,082.91
Reserves for receivables	575,185.75
Surplus revenue	374,962.65
TOTAL LIABILITIES AND SURPLUS	\$1,063,231.31

CAPITAL OUTLAY—1956

Beaches and boardwalks
Buildings and equipment
Parks and playgrounds
Sewers	\$10,406.13
Streets, roads and bridges	32.13
Water supply	9,710.65
Other

FRANKLIN TOWNSHIP—WARREN COUNTY

Population Census, 1950—1,530

Land Area 24.1 sq. mi.

Net Valuation Taxable \$1,275,163

EXPENDITURES AND REQUIRED PAYMENTS FOR 1956

General Government	
Administrative and executive	\$4,112.00
Assessment and collection of taxes	1,600.00
Finance Department	270.00
Protection to Persons & Property	
Fire	1,900.00
Police	1,948.00
Other
Streets and Roads	
Repairs and maintenance	19,990.00
Street lighting	900.00
Sanitation	
Street cleaning
Garbage and ash removal
Sewers
Health and Charities	
Health service	668.00
Welfare—public assistance	655.00
Hospitals (aid and maintenance)
Other
Recreation	
Beaches and boardwalks
Parks and playgrounds
Other
Educational	
(Exclusive of school districts)
Unclassified Purposes	
(Including contingent)
SUB-TOTAL—Municipal functions..	\$32,043.00

Per Capita—Municipal functions	\$20.94
Capital imp'ts and capital imp't fund	\$7,222.22
Debt Service	
Principal payments
Interest payments
Total

Per Capita Debt Service	
Deferred Charges and Statutory Expenditures	
Emergencies
Other deferred chgs.	\$300.00
Total	300.00

TOTAL—Municipal expenditures ... \$39,565.22

Required Payments for Local School, County, and Special District Taxes 87,129.07

TOTAL EXPENDITURES AND REQUIRED PAYMENTS **\$126,694.29**

Reserve for uncollected taxes

GRAND TOTAL—Budget **\$135,679.66**

RECEIPTS AND REVENUES REALIZED IN 1956 TO MEET EXPENDITURES AND REQUIRED PAYMENTS

Surplus revenue appropriated ..	\$9,000.00
Miscellaneous revenues realized ..	16,773.59
State aid revenues realized	6,060.00
Delinquent taxes including	
liens—1956 collections	7,444.96
Current taxes—1956 collections..	96,494.40
Emergency borrowings
TOTAL RECEIPTS AND REVENUES REALIZED	\$135,772.95

CAPITAL OUTLAY—1956

Beaches and boardwalks
Buildings and equipment
Parks and playgrounds
Sewers
Streets, roads and bridges
Water supply
Other

Tax rate	\$8.01
Local school tax rate	4.59
County tax rate	2.25
Local purpose tax rate	1.17

TAXES

Local school tax ...	\$58,481.67
County taxes	28,647.40
Special district taxes
Local purpose levy	14,970.59
Total tax levy (tax duplicate) ..	\$102,099.66

Per Capita Total Tax Levy **\$66.73**

Current

1956 taxes levied (total)	\$102,601.43
Collected in 1956	96,494.40
Per cent of levy collected in 1956 ...	94.04
Transferred to liens	8.02
Cancelled, abated or adjusted	240.06
Outstanding December 31, 1956 ..	\$5,858.95

All Prior Years Outstanding

Balance January 1, 1956	\$9,243.17
Collected in 1956	7,444.96
Balance December 31, 1956	\$1,627.61

Tax Title Liens Outstanding

Balance January 1, 1956	\$1,557.55
Redeemed by cash	7,444.96
Balance December 31, 1956	\$1,565.57

Property Acquired by Deed or Foreclosure

Balance January 1, 1956
Sale for cash
Balance December 31, 1956

CAPITAL DEBT, DECEMBER 31, 1956

Gross Debt

School debt
Self-liquidating debt.
Other capital debt

TOTAL GROSS DEBT

Per Capita Gross Debt

Deductions for

School debt
Self-liquidating debt.
Other capital debt

TOTAL DEDUCTIONS

NET DEBT

Average Assessed Valuations

Real Property 1954-1955-1956.. \$910,697.00

Per Cent of Net Debt

CURRENT FINANCES DECEMBER 31, 1956

Cash	\$60,836.35
Taxes receivable	7,486.56
Tax title liens	1,565.57
Foreclosed property
Other receivables	2,738.86
State road aid receivable	2,000.00
Emergencies and deferred charges
TOTAL ASSETS	\$74,627.34

Cash liabilities	\$39,481.84
Reserves for receivables	11,790.99
Surplus revenue	23,354.51
TOTAL LIABILITIES AND SURPLUS	\$74,627.34

FRANKLIN LAKES BOROUGH—BERGEN COUNTY

Population Census, 1950—2,021 Land Area 9.4 sq. mi. Net Valuation Taxable \$4,325,066

EXPENDITURES AND REQUIRED PAYMENTS FOR 1956	
General Government	
Administrative and executive	\$27,050.00
Assessment and collection of taxes	9,350.00
Finance Department
Protection to Persons & Property	
Fire	5,700.00
Police	22,625.00
Other
Streets and Roads	
Repairs and maintenance	17,477.00
Street lighting	800.00
Sanitation	
Street cleaning
Garbage and ash removal
Sewers
Health and Charities	
Health service	6,350.00
Welfare—public assistance	1,175.00
Hospitals (aid and maintenance)
Other
Recreation	
Beaches and boardwalks
Parks and playgrounds
Other
Educational	
(Exclusive of school districts) ..	400.00
Unclassified Purposes	
(Including contingent)	6,350.00
SUB-TOTAL—Municipal functions..	\$97,277.00
Per Capita—Municipal functions	
Capital imp'ts and capital imp't fund	\$48.13
Debt Service	
Principal payments ..	\$2,000.00
Interest payments ..	200.00
Total	2,200.00
Per Capita Debt Service	
	\$1.09
Deferred Charges and Statutory Expenditures	
Emergencies	\$2,000.00
Other deferred chgs.	2,760.00
Total	4,760.00
TOTAL—Municipal expenditures ...	\$114,237.00
Required Payments for Local School, County and Special District Taxes	
	293,668.87
TOTAL EXPENDITURES AND REQUIRED PAYMENTS	\$407,905.87
Reserve for uncollected taxes	\$38,198.33
GRAND TOTAL—Budget	\$446,104.20
RECEIPTS AND REVENUES REALIZED IN 1956 TO MEET EXPENDITURES AND REQUIRED PAYMENTS	
Surplus revenue appropriated ..	\$14,000.00
Miscellaneous revenues realized.	42,659.76
State aid revenues realized	2,877.00
Delinquent taxes including	
liens—1956 collections	19,793.91
Current taxes—1956 collections..	348,000.91
Emergency borrowings
TOTAL RECEIPTS AND REVENUES REALIZED	\$427,331.58
CAPITAL OUTLAY—1956	
Beaches and boardwalks
Buildings and equipment
Parks and playgrounds
Sewers
Streets, roads and bridges	\$12,965.27
Water supply	744.67
Other

Tax rate	\$8.54
Local school tax rate	5.81
County tax rate	0.98
Local purpose tax rate	1.75
TAXES	
Local school tax ...	\$251,476.23
County taxes	42,192.64
Special district taxes
Local purpose levy	\$293,668.87
	75,483.33
Total tax levy (tax duplicate) ..	\$369,152.20
Per Capita Total Tax Levy	\$182.63
Current	
1956 taxes levied (total)	\$371,744.01
Collected in 1956	348,000.91
Per cent of levy collected in 1956 ...	93.61
Transferred to liens	266.46
Cancelled, abated or adjusted ...	1,005.80
Outstanding December 31, 1956 ..	\$22,470.84
All Prior Years Outstanding	
Balance January 1, 1956	\$20,109.20
Collected in 1956	19,793.91
Balance December 31, 1956	\$1.48
Tax Title Liens Outstanding	
Balance January 1, 1956	\$156.01
Redeemed by cash
Balance December 31, 1956	\$701.75
Property Acquired by Deed or Foreclosure	
Balance January 1, 1956
Sale for cash
Balance December 31, 1956

CAPITAL DEBT, DECEMBER 31, 1956	
Gross Debt	
School debt	\$733,584.00
Self-liquidating debt.	134,500.00
Other capital debt ..	27,000.00
TOTAL GROSS DEBT	\$895,084.00
Per Capita Gross Debt	\$442.89
Deductions for	
School debt	\$733,584.00
Self-liquidating debt.
Other capital debt
TOTAL DEDUCTIONS	733,584.00
NET DEBT	\$161,500.00
Average Assessed Valuations	
Real Property 1954-1955-1956..	\$3,620,471.00
Per Cent of Net Debt	4.46

CURRENT FINANCES DECEMBER 31, 1956	
Cash	\$170,201.07
Taxes receivable	22,472.32
Tax title liens	701.75
Foreclosed property
Other receivables	22.73
State road aid receivable
Emergencies and deferred charges ..	5,400.00
TOTAL ASSETS	\$198,797.87
Cash liabilities	\$69,403.25
Reserves for receivables	23,196.80
Surplus revenue	106,197.82
TOTAL LIABILITIES AND SURPLUS	\$198,797.87

FREDON TOWNSHIP—SUSSEX COUNTY

Population Census, 1950—584

Land Area 18.3 sq. mi.

Net Valuation Taxable \$523,352

EXPENDITURES AND REQUIRED PAYMENTS FOR 1956

General Government	
Administrative and executive	\$2,665.50
Assessment and collection of taxes	1,155.00
Finance Department	350.00
Protection to Persons & Property	
Fire	100.00
Police	200.00
Other
Streets and Roads	
Repairs and maintenance	14,870.00
Street lighting
Sanitation	
Street cleaning
Garbage and ash removal
Sewers
Health and Charities	
Health service	420.85
Welfare—public assistance	125.00
Hospitals (aid and maintenance)	100.00
Other	150.00
Recreation	
Beaches and boardwalks
Parks and playgrounds
Other
Educational	
(Exclusive of school districts)
Unclassified Purposes	
(Including contingent)	25.00
SUB-TOTAL—Municipal functions..	\$20,161.35

Per Capita—Municipal functions	\$34.52
Capital imp'ts and capital imp't fund	\$3,800.00
Debt Service	
Principal payments
Interest payments
Total
Per Capita Debt Service	
Deferred Charges and Statutory Expenditures
Emergencies
Other deferred chgs.	\$3,320.46
Total	3,320.46
TOTAL—Municipal expenditures ...	\$27,281.81

Required Payments for Local School, County, and Special District Taxes	55,690.66
---	------------------

TOTAL EXPENDITURES AND REQUIRED PAYMENTS	\$82,972.47
---	--------------------

Reserve for uncollected taxes	\$13,543.54
GRAND TOTAL—Budget	\$96,516.01

RECEIPTS AND REVENUES REALIZED IN 1956 TO MEET EXPENDITURES AND REQUIRED PAYMENTS

Surplus revenue appropriated ..	\$11,000.00
Miscellaneous revenues realized ..	14,479.76
State aid revenues realized	7,446.00
Delinquent taxes including	
liens—1956 collections	10,334.98
Current taxes—1956 collections ..	50,785.62
Emergency borrowings
TOTAL RECEIPTS AND REVENUES REALIZED	\$94,046.36

CAPITAL OUTLAY—1956

Beaches and boardwalks
Buildings and equipment	\$638.00
Parks and playgrounds
Sewers
Streets, roads and bridges
Water supply
Other

Tax rate	\$11.71
Local school tax rate	8.00
County tax rate	2.64
Local purpose tax rate	1.07

TAXES

Local school tax ...	\$41,859.49	
County taxes	13,831.17	
Special district taxes	
Local purpose levy	\$55,690.66
		5,543.00
Total tax levy (tax duplicate) ..	\$61,233.66	

Per Capita Total Tax Levy	\$104.85
--	-----------------

Current	
1956 taxes levied (total)	\$61,561.28
Collected in 1956	50,785.62
Per cent of levy collected in 1956 ...	82.49
Transferred to liens
Cancelled, abated or adjusted
Outstanding December 31, 1956 ..	\$10,775.66

All Prior Years Outstanding	
Balance January 1, 1956	\$11,722.21
Collected in 1956	10,334.98
Balance December 31, 1956	\$1,387.23

Tax Title Liens Outstanding	
Balance January 1, 1956	\$70.49
Redeemed by cash
Balance December 31, 1956	\$70.49

Property Acquired by Deed or Foreclosure	
Balance January 1, 1956
Sale for cash
Balance December 31, 1956

CAPITAL DEBT, DECEMBER 31, 1956

Gross Debt	
School debt	\$36,000.00
Self-liquidating debt	10,334.98
Other capital debt
TOTAL GROSS DEBT	\$36,000.00
Per Capita Gross Debt	\$61.64

Deductions for	
School debt	\$25,015.00
Self-liquidating debt
Other capital debt
TOTAL DEDUCTIONS	25,015.00
NET DEBT	\$10,985.00

Average Assessed Valuations	
Real Property 1954-1955-1956 ..	\$416,922.00
Per Cent of Net Debt	2.63

CURRENT FINANCES DECEMBER 31, 1956

Cash	\$39,189.73
Taxes receivable	12,162.89
Tax title liens	70.49
Foreclosed property
Other receivables	2,797.51
State road aid receivable	10,475.19
Emergencies and deferred charges ..	36.35
TOTAL ASSETS	\$64,732.16

Cash liabilities	\$16,646.09
Reserves for receivables	15,030.89
Surplus revenue	33,055.18
TOTAL LIABILITIES AND SURPLUS	\$64,732.16

FREEHOLD BOROUGH—MONMOUTH COUNTY

Population Census, 1950—7,550 Land Area 1.7 sq. mi. Net Valuation Taxable \$8,962,258

EXPENDITURES AND RE-REQUIRED PAYMENTS FOR 1956	
General Government	
Administrative and executive	\$48,092.50
Assessment and collection of taxes	9,800.00
Finance Department	2,740.00
Protection to Persons & Property	
Fire	35,650.75
Police	78,316.00
Other
Streets and Roads	
Repairs and maintenance	84,315.00
Street lighting	25,000.00
Sanitation	
Street cleaning	12,633.34
Garbage and ash removal
Sewers
Health and Charities	
Health service	8,430.00
Welfare—public assistance	5,650.00
Hospitals (aid and maintenance)
Other
Recreation	
Beaches and boardwalks
Parks and playgrounds	8,750.00
Other
Educational	
(Exclusive of school districts) ..	9,045.00
Unclassified Purposes	
(Including contingent)	8,500.00
SUB-TOTAL—Municipal functions..	\$336,922.59

Per Capita—Municipal functions	\$44.63
Capital imp'ts and capital imp't fund	\$20,567.50
Debt Service	
Principal payments ..	\$13,000.00
Interest payments ..	1,595.14
Total	14,595.14
Per Capita Debt Service	\$1.93
Deferred Charges and Statutory Expenditures	
Emergencies
Other deferred chgs. ..	\$25,700.96
Total	25,700.96
TOTAL—Municipal expenditures ..	\$397,786.19

Required Payments for Local School, County, and Special District Taxes	552,044.70
TOTAL EXPENDITURES AND REQUIRED PAYMENTS	\$949,830.89
Reserve for uncollected taxes	\$64,500.00
GRAND TOTAL—Budget	\$1,014,330.89

RECEIPTS AND REVENUES REALIZED IN 1956 TO MEET EXPENDITURES AND RE-REQUIRED PAYMENTS	
Surplus revenue appropriated ..	\$50,000.00
Miscellaneous revenues realized ..	80,642.83
State aid revenues realized	6,428.00
Delinquent taxes including	
liens—1956 collections	54,864.89
Current taxes—1956 collections..	774,280.97
Emergency borrowings
TOTAL RECEIPTS AND REVENUES REALIZED	\$966,216.69

CAPITAL OUTLAY—1956	
Beaches and boardwalks
Buildings and equipment
Parks and playgrounds
Sewers
Streets, roads and bridges	\$28,012.39
Water supply	20,630.99
Other

Tax rate	\$9.32
Local school tax rate	4.56
County tax rate	1.60
Local purpose tax rate	3.16

TAXES	
Local school tax ...	\$409,012.31
County taxes	143,032.39
Special district taxes
Local purpose levy	\$552,044.70
.....	289,597.69
Total tax levy (tax duplicate) ..	\$841,642.39

Per Capita Total Tax Levy	\$111.48
--	-----------------

Current	
1956 taxes levied (total)	\$843,231.45
Collected in 1956	774,280.97
Per cent of levy col-lected in 1956 ...	91.82
Transferred to liens	382.12
Cancelled, abated or adjusted	233.00
Outstanding December 31, 1956 ..	\$68,335.36

All Prior Years Outstanding	
Balance January 1, 1956	\$59,581.49
Collected in 1956	52,313.72
Balance December 31, 1956	\$7,267.77

Tax Title Liens Outstanding	
Balance January 1, 1956	\$4,791.31
Redeemed by cash	2,551.17
Balance December 31, 1956	\$2,654.82

Property Acquired by Deed or Foreclosure	
Balance January 1, 1956
Sale for cash
Balance December 31, 1956

CAPITAL DEBT, DECEMBER 31, 1956	
Gross Debt	
School debt	\$1,334,798.00
Self-liquidating debt ..	155,500.00
Other capital debt ..	80,018.00
TOTAL GROSS DEBT	\$1,570,316.00
Per Capita Gross Debt	\$207.99

Deductions for	
School debt	\$1,334,798.00
Self-liquidating debt ..	155,500.00
Other capital debt
TOTAL DEDUCTIONS	1,490,298.00
NET DEBT	\$80,018.00

Average Assessed Valuations	
Real Property 1954-1955-1956..	\$7,467,118.00
Per Cent of Net Debt	1.07

CURRENT FINANCES DECEMBER 31, 1956	
Cash	\$121,717.47
Taxes receivable	75,603.13
Tax title liens	2,654.82
Foreclosed property
Other receivables	17.78
State road aid receivable
Emergencies and deferred charges ..	8,567.50
TOTAL ASSETS	\$208,560.70
Cash liabilities	\$43,343.29
Reserves for receivables	78,275.73
Surplus revenue	86,941.68
TOTAL LIABILITIES AND SURPLUS	\$208,560.70

FREEHOLD TOWNSHIP—MONMOUTH COUNTY

Population Census, 1950—3,442

Land Area 38.3 sq. mi.

Net Valuation Taxable \$2,581,692

EXPENDITURES AND REQUIRED PAYMENTS FOR 1956

General Government	
Administrative and executive . . .	\$14,123.00
Assessment and collection of taxes	2,800.00
Finance Department	770.00
Protection to Persons & Property	
Fire	3,400.00
Police	3,850.00
Other
Streets and Roads	
Repairs and maintenance	40,655.00
Street lighting	1,502.00
Sanitation	
Street cleaning
Garbage and ash removal
Sewers
Health and Charities	
Health service	1,050.00
Welfare—public assistance	1,925.00
Hospitals (aid and maintenance)
Other
Recreation	
Beaches and boardwalks
Parks and playgrounds
Other
Educational	
(Exclusive of school districts)
Unclassified Purposes	
(Including contingent)	100.00
SUB-TOTAL—Municipal functions..	\$70,175.00

Per Capita—Municipal functions	\$20.39
Capital imp'ts and capital imp't fund	\$1,000.00
Debt Service	
Principal payments
Interest payments
Total

Per Capita Debt Service	
Deferred Charges and Statutory Expenditures	
Emergencies	\$7,800.00
Other deferred chgs.	1,861.67
Total	9,661.67
TOTAL—Municipal expenditures . . .	\$80,836.67

Required Payments for Local School, County, and Special District Taxes	264,841.00
---	-------------------

TOTAL EXPENDITURES AND REQUIRED PAYMENTS	\$345,677.67
---	---------------------

Reserve for uncollected taxes	\$48,543.44
---	-------------

GRAND TOTAL—Budget	\$394,221.11
-------------------------------------	---------------------

RECEIPTS AND REVENUES REALIZED IN 1956 TO MEET EXPENDITURES AND REQUIRED PAYMENTS

Surplus revenue appropriated	\$23,141.67
Miscellaneous revenues realized.	43,857.49
State aid revenues realized	4,077.00
Delinquent taxes including	
liens—1956 collections	25,885.21
current taxes—1956 collections..	269,508.09
Emergency borrowings
TOTAL RECEIPTS AND REVENUES REALIZED	\$366,469.46

CAPITAL OUTLAY—1956

Beaches and boardwalks
Buildings and equipment
Parks and playgrounds
Sewers
Streets, roads and bridges
Water supply
Other

Tax rate	\$11.96
Local school tax rate	7.75
County tax rate	2.51
Local purpose tax rate	1.70

TAXES

Local school tax	\$199,968.20	
County taxes	64,872.80	
Special district taxes	
Local purpose levy	\$264,841.00
Total tax levy (tax duplicate)	\$308,527.44

Per Capita Total Tax Levy	\$89.64
--	----------------

Current	
1956 taxes levied (total)	\$308,527.44
Collected in 1956	269,508.09
Per cent of levy collected in 1956	87.35
Transferred to liens	143.46
Cancelled, abated or adjusted	1,493.02
Outstanding December 31, 1956 ..	\$37,382.87

All Prior Years Outstanding	
Balance January 1, 1956	\$37,932.86
Collected in 1956	25,885.21
Balance December 31, 1956	\$12,047.65

Tax Title Liens Outstanding	
Balance January 1, 1956	\$1,408.32
Redeemed by cash
Balance December 31, 1956	\$1,551.78

Property Acquired by Deed or Foreclosure	
Balance January 1, 1956
Sale for cash
Balance December 31, 1956

CAPITAL DEBT, DECEMBER 31, 1956

Gross Debt	
School debt	\$615,369.00
Self-liquidating debt.
Other capital debt

TOTAL GROSS DEBT	\$615,369.00
Per Capita Gross Debt	\$178.78

Deductions for	
School debt	\$427,125.00
Self-liquidating debt.
Other capital debt

TOTAL DEDUCTIONS	427,125.00
NET DEBT	\$188,244.00

Average Assessed Valuations	
Real Property 1954-1955-1956..	\$2,254,260.00
Per Cent of Net Debt	8.35

CURRENT FINANCES DECEMBER 31, 1956

Cash	\$83,392.03
Taxes receivable	49,430.52
Tax title liens	1,551.78
Foreclosed property
Other receivables	104.77
State road aid receivable	1,328.50
Emergencies and deferred charges
TOTAL ASSETS	\$135,807.60

Cash liabilities	\$18,885.72
Reserves for receivables	51,087.07
Surplus revenue	65,834.81
TOTAL LIABILITIES AND SURPLUS	\$135,807.60

FRELINGHUYSEN TOWNSHIP—WARREN COUNTY

Population Census, 1950—779 Land Area 23.6 sq. mi. Net Valuation Taxable \$773,653

EXPENDITURES AND RE-REQUIRED PAYMENTS FOR 1956	
General Government	
Administrative and executive	\$4,582.38
Assessment and collection of taxes	900.00
Finance Department	407.90
Protection to Persons & Property	
Fire	800.00
Police	300.00
Other
Streets and Roads	
Repairs and maintenance	15,600.00
Street lighting
Sanitation	
Street cleaning
Garbage and ash removal
Sewers
Health and Charities	
Health service	475.00
Welfare—public assistance	175.00
Hospitals (aid and maintenance)
Other
Recreation	
Beaches and boardwalks
Parks and playgrounds
Other
Educational (Exclusive of school districts)	
Unclassified Purposes (Including contingent)	
SUB-TOTAL—Municipal functions..	\$23,240.28
Per Capita—Municipal functions	
Capital imp'ts and capital imp't fund	\$29.83
Debt Service	
Principal payments
Interest payments
Total
Per Capita Debt Service	
Deferred Charges and Statutory Expenditures	
Emergencies
Other deferred chgs.	\$2,050.00
Total	\$2,050.00
TOTAL—Municipal expenditures	\$25,290.28
Required Payments for Local School, County, and Special District Taxes	
	55,347.99
TOTAL EXPENDITURES AND REQUIRED PAYMENTS	\$80,638.27
Reserve for uncollected taxes	\$7,943.50
GRAND TOTAL—Budget	\$88,581.77
RECEIPTS AND REVENUES REALIZED IN 1956 TO MEET EXPENDITURES AND RE-REQUIRED PAYMENTS	
Surplus revenue appropriated	\$13,000.00
Miscellaneous revenues realized	10,057.95
State aid revenues realized	10,382.00
Delinquent taxes including	
Liens—1956 collections	6,523.12
Current taxes—1956 collections.. . . .	48,251.78
Emergency borrowings
TOTAL RECEIPTS AND REVENUES REALIZED	\$88,214.85

CAPITAL OUTLAY—1956

Beaches and boardwalks
Buildings and equipment	\$6,600.00
Parks and playgrounds
Sewers
Streets, roads and bridges
Water supply
Other

Tax rate	\$7.16
Local school tax rate	5.04
County tax rate	2.12
Local purpose tax rate
TAXES	
Local school tax	\$38,972.43
County taxes	16,375.56
Special district taxes
Local purpose levy	\$55,347.99
Total tax levy (tax duplicate)	\$55,347.99
Per Capita Total Tax Levy	\$71.05
Current	
1956 taxes levied (total)	\$55,583.31
Collected in 1956	48,251.78
Per cent of levy collected in 1956	86.80
Transferred to liens
Cancelled, abated or adjusted
Outstanding December 31, 1956	\$7,331.53
All Prior Years Outstanding	
Balance January 1, 1956	\$9,605.75
Collected in 1956	6,523.12
Balance December 31, 1956	\$2,082.42
Tax Title Liens Outstanding	
Balance January 1, 1956	\$97.43
Redeemed by cash
Balance December 31, 1956	\$97.43
Property Acquired by Deed or Foreclosure	
Balance January 1, 1956
Sale for cash
Balance December 31, 1956

CAPITAL DEBT, DECEMBER 31, 1956

Gross Debt	
School debt	\$116,000.00
Self-liquidating debt.
Other capital debt
TOTAL GROSS DEBT	\$116,000.00
Per Capita Gross Debt	\$148.91
Deductions for	
School debt	\$36,843.00
Self-liquidating debt.
Other capital debt
TOTAL DEDUCTIONS	36,843.00
NET DEBT	\$79,157.00
Average Assessed Valuations	
Real Property 1954-1955-1956.. . . .	\$614,058.00
Per Cent of Net Debt	12.89

CURRENT FINANCES DECEMBER 31, 1956

Cash	\$65,641.93
Taxes receivable	9,418.95
Tax title liens	97.43
Foreclosed property
Other receivables	1,004.07
State road aid receivable	750.73
Emergencies and deferred charges	174.53
TOTAL ASSETS	\$77,087.64
Cash liabilities	\$32,505.56
Reserves for receivables	10,520.45
Surplus revenue	34,061.63
TOTAL LIABILITIES AND SURPLUS	\$77,087.64

FRENCHTOWN BOROUGH--HUNTERDON COUNTY

Population Census, 1950—1,305

Land Area 1.1 sq. mi.

Net Valuation Taxable \$1,067,698

EXPENDITURES AND RE-REQUIRED PAYMENTS FOR 1956	
General Government	
Administrative and executive	\$5,865.00
Assessment and collection of taxes	1,585.00
Finance Department
Protection to Persons & Property	
Fire	4,340.00
Police	6,325.00
Other
Streets and Roads	
Repairs and maintenance	6,400.00
Street lighting	2,750.00
Sanitation	
Street cleaning
Garbage and ash removal	6,300.00
Sewers
Health and Charities	
Health service	1,250.00
Welfare—public assistance	75.00
Hospitals (aid and maintenance)
Other
Recreation	
Beaches and boardwalks
Parks and playgrounds	950.00
Other
Educational	
(Exclusive of school districts) ..	350.00
Unclassified Purposes	
(Including contingent)	865.00
SUB-TOTAL—Municipal functions..	\$37,055.00

Per Capita—Municipal functions	
.....	\$28.39
Capital imp'ts and capital imp't fund	\$1,486.00
Debt Service	
Principal payments
Interest payments
Total
Per Capita Debt Service	
.....
Deferred Charges and Statutory Expenditures	
Emergencies
Other deferred chgs.	\$300.00
Total	300.00

TOTAL—Municipal expenditures ..	\$38,841.00
--	--------------------

Required Payments for Local School, County, and Special District Taxes	59,438.68
---	------------------

TOTAL EXPENDITURES AND REQUIRED PAYMENTS	\$98,279.68
---	--------------------

Reserve for uncollected taxes	\$14,098.32
-------------------------------------	-------------

GRAND TOTAL—Budget	\$112,378.00
---------------------------------	---------------------

RECEIPTS AND REVENUES REALIZED IN 1956 TO MEET EXPENDITURES AND REQUIRED PAYMENTS	
Surplus revenue appropriated ..	\$10,000.00
Miscellaneous revenues realized ..	11,121.18
State aid revenues realized	1,798.00
Delinquent taxes including	
liens—1956 collections	8,654.41
Current taxes—1956 collections ..	76,108.09
Emergency borrowings
TOTAL RECEIPTS AND REVENUES REALIZED	\$107,681.68

CAPITAL OUTLAY—1956

Beaches and boardwalks
Buildings and equipment
Parks and playgrounds
Sewers
Streets, roads and bridges
Water supply
Other

Tax rate	\$8.27
Local school tax rate	4.51
County tax rate	1.06
Local purpose tax rate	2.70

TAXES

Local school tax ...	\$48,138.13	
County taxes	11,300.55	
Special district taxes	
Local purpose levy	\$59,438.68
		<u>30,201.32</u>
Total tax levy (tax duplicate) ..		<u>\$89,640.00</u>
Per Capita Total Tax Levy	\$68.69	

Current	
1956 taxes levied (total)	\$89,640.00
Collected in 1956	76,108.09
Per cent of levy collected in 1956 ..	84.90
Transferred to liens
Cancelled, abated or adjusted
Outstanding December 31, 1956 ..	<u>\$13,531.91</u>

All Prior Years Outstanding	
Balance January 1, 1956	\$12,747.53
Collected in 1956	8,654.41
Balance December 31, 1956	<u>\$4,093.12</u>

Tax Title Liens Outstanding	
Balance January 1, 1956
Redeemed by cash
Balance December 31, 1956	<u>.....</u>

Property Acquired by Deed or Foreclosure	
Balance January 1, 1956
Sale for cash
Balance December 31, 1956	<u>.....</u>

CAPITAL DEBT, DECEMBER 31, 1956

Gross Debt	
School debt	\$27,364.00
Self-liquidating debt.
Other capital debt
TOTAL GROSS DEBT	\$27,364.00
Per Capita Gross Debt	\$20.97

Deductions for	
School debt	\$27,364.00
Self-liquidating debt.
Other capital debt
TOTAL DEDUCTIONS	27,364.00
NET DEBT

Average Assessed Valuations	
Real Property 1954-1955-1956 ..	\$889,765.00
Per Cent of Net Debt

CURRENT FINANCES DECEMBER 31, 1956

Cash	\$65,803.56
Taxes receivable	17,625.03
Tax title liens
Foreclosed property
Other receivables
State road aid receivable
Emergencies and deferred charges
TOTAL ASSETS	\$83,428.59

Cash liabilities	\$3,637.32
Reserves for receivables	17,625.03
Surplus revenue	62,166.24
TOTAL LIABILITIES AND SURPLUS	\$83,428.59

GALLOWAY TOWNSHIP—ATLANTIC COUNTY

Population Census, 1950—4,140 Land Area 91.75 sq. mi. Net Valuation Taxable \$2,142,934

EXPENDITURES AND REQUIRED PAYMENTS FOR 1956		Tax rate \$10.67
General Government		Local school tax rate 7.69
Administrative and executive	\$16,715.00	County tax rate 2.71
Assessment and collection of taxes	13,160.00	Local purpose tax rate 0.27
Finance Department	1,000.00	
Protection to Persons & Property		TAXES
Fire	5,000.00	Local school tax \$164,984.42
Police	17,795.00	County taxes 58,178.41
Other	Special district taxes
Streets and Roads		Local purpose levy \$223,162.83
Repairs and maintenance	66,970.00	5,447.71
Street lighting	6,950.00	Total tax levy (tax duplicate) .. \$228,610.54
Sanitation		
Street cleaning	Per Capita Total Tax Levy \$55.22
Garbage and ash removal	
Sewers	
Health and Charities		Current
Health service	2,603.15	1956 taxes levied (total) \$232,006.68
Welfare—public assistance	2,040.00	Collected in 1956 192,790.61
Hospitals (aid and maintenance)	500.00	Per cent of levy collected in 1956 83.09
Other	Transferred to liens 13,986.78
Recreation		Cancelled, abated or adjusted 5,723.10
Beaches and boardwalks	Outstanding December 31, 1956 .. \$19,506.19
Parks and playgrounds	
Other	
Educational		
(Exclusive of school districts)	
Unclassified Purposes		All Prior Years Outstanding
(Including contingent)	300.00	Balance January 1, 1956 \$26,352.30
SUB-TOTAL—Municipal functions..	\$133,033.15	Collected in 1956 21,280.21
		Balance December 31, 1956 \$3,805.13
Per Capita—Municipal functions	\$32.13	Tax Title Liens Outstanding
Capital imp'ts and capital imp't fund	\$6,600.00	Balance January 1, 1956 \$265,842.13
Debt Service		Redeemed by cash 16,257.82
Principal payments	\$6,750.00	Balance December 31, 1956 \$240,453.28
Interest payments	2,800.00	
Total	9,550.00	Property Acquired by Deed or Foreclosure
Per Capita Debt Service	\$2.31	Balance January 1, 1956 \$35,835.00
Deferred Charges and Statutory Expenditures		Sale for cash 20,812.00
Emergencies	\$3,000.00	Balance December 31, 1956 \$37,795.00
Other deferred chgs.	1,757.63	
Total	4,757.63	CAPITAL DEBT, DECEMBER 31, 1956
TOTAL—Municipal expenditures . . .	\$153,940.78	Gross Debt
Required Payments for Local School, County, and Special District Taxes	223,162.83	School debt \$150,000.00
TOTAL EXPENDITURES AND REQUIRED PAYMENTS	\$377,103.61	Self-liquidating debt.
Reserve for uncollected taxes	\$53,058.08	Other capital debt 60,650.00
GRAND TOTAL—Budget	\$430,161.69	TOTAL GROSS DEBT \$210,650.00
RECEIPTS AND REVENUES REALIZED IN 1956 TO MEET EXPENDITURES AND REQUIRED PAYMENTS		Per Capita Gross Debt \$50.88
Surplus revenue appropriated	\$90,000.00	Deductions for
Miscellaneous revenues realized.	112,513.56	School debt \$114,079.00
State aid revenues realized	7,748.00	Self-liquidating debt.
Delinquent taxes including		Other capital debt
liens—1956 collections	37,538.03	TOTAL DEDUCTIONS 114,079.00
Current taxes—1956 collections..	192,790.61	NET DEBT \$96,571.00
Emergency borrowings	Average Assessed Valuations
TOTAL RECEIPTS AND REVENUES REALIZED	\$440,590.20	Real Property 1954-1955-1956.. \$1,901,324.00
		Per Cent of Net Debt 5.07
CAPITAL OUTLAY—1956		CURRENT FINANCES DECEMBER 31, 1956
Beaches and boardwalks	Cash \$112,416.87
Buildings and equipment	Taxes receivable 23,311.32
Parks and playgrounds	Tax title liens 240,453.28
Sewers	Foreclosed property 37,795.00
Streets, roads and bridges	\$3,904.80	Other receivables 3,286.98
Water supply	State road aid receivable 3,500.00
Other	Emergencies and deferred charges 4,503.15
		TOTAL ASSETS \$425,266.60
		Cash liabilities \$26,297.78
		Reserves for receivables 304,846.58
		Surplus revenue 94,122.24
		TOTAL LIABILITIES AND SURPLUS \$425,266.60

GARFIELD CITY—BERGEN COUNTY

Population Census, 1950—27,550

Land Area 2.1 sq. mi.

Net Valuation Taxable \$28,363,749

EXPENDITURES AND REQUIRED PAYMENTS FOR 1956

General Government	
Administrative and executive	\$172,290.00
Assessment and collection of taxes ..	36,940.00
Finance Department	24,526.00
Protection to Persons & Property	
Fire	39,025.00
Police	265,260.00
Other
Streets and Roads	
Repairs and maintenance	95,076.00
Street lighting	23,000.00
Sanitation	
Street cleaning
Garbage and ash removal	117,280.37
Sewers	110,850.00
Health and Charities	
Health service	27,500.00
Welfare—public assistance	26,700.00
Hospitals (aid and maintenance) ..	1,400.00
Other	3,600.00
Recreation	
Beaches and boardwalks
Parks and playgrounds	24,800.00
Other
Educational	
(Exclusive of school districts) ..	23,410.00
Unclassified Purposes	
(Including contingent)	34,088.63
SUB-TOTAL—Municipal functions..	\$1,025,746.00

Per Capita—Municipal functions	\$37.23
Capital imp'ts and capital imp't fund ..	\$2,000.00
Debt Service	
Principal payments ..	\$383,000.00
Interest payments ..	84,377.50
Total	*467,377.50
Per Capita Debt Service	
Deferred Charges and Statutory Expenditures	\$16.96
Emergencies	\$10,000.00
Other deferred chgs.	96,083.16
Total	106,083.16

TOTAL—Municipal expenditures ...	\$1,601,206.66
Required Payments for Local School, County, and Special District Taxes	
.....	1,221,415.15
TOTAL EXPENDITURES AND REQUIRED PAYMENTS	\$2,822,621.81
Reserve for uncollected taxes	\$78,437.33
GRAND TOTAL—Budget	\$2,901,059.14

RECEIPTS AND REVENUES REALIZED IN 1956 TO MEET EXPENDITURES AND REQUIRED PAYMENTS	
Surplus revenue appropriated ..	\$132,000.00
Miscellaneous revenues realized.	290,374.75
State aid revenues realized	30,956.90
Delinquent taxes including
—liens—1956 collections	49,049.58
Current taxes—1956 collections..	2,356,732.25
Emergency borrowings
TOTAL RECEIPTS AND REVENUES REALIZED	\$2,859,113.48

CAPITAL OUTLAY—1956	
Beaches and boardwalks
Buildings and equipment	\$769,065.14
Parks and playgrounds
Sewers
Streets, roads and bridges	32,259.08
Water supply	5,610.15
Other

* Includes \$74,447.50 Chapter VI School Debt Service.

Tax rate	\$8.45
Local school tax rate	3.78
County tax rate	0.83
Local purpose tax rate	3.84

TAXES

Local school tax ...	\$1,071,077.38
County taxes	234,785.27
Special district taxes
Local purpose levy	\$1,305,862.65
.....	1,096,209.09
Total tax levy (tax duplicate) ..	\$2,402,071.74
Per Capita Total Tax Levy	\$87.19

Current

1956 taxes levied (total)	\$2,421,297.48
Collected in 1956	2,356,732.25
Per cent of levy collected in 1956 ...	97.33
Transferred to liens
Cancelled, abated or adjusted	15,550.89
Outstanding December 31, 1956 ..	\$49,014.34

All Prior Years Outstanding

Balance January 1, 1956	\$127,627.90
Collected in 1956	47,237.94
Balance December 31, 1956	\$67,390.11

Tax Title Liens Outstanding

Balance January 1, 1956	\$8,310.84
Redeemed by cash	1,811.64
Balance December 31, 1956	\$6,312.35

Property Acquired by Deed or Foreclosure

Balance January 1, 1956	\$129,061.50
Sale for cash	6,587.50
Balance December 31, 1956	\$123,461.50

CAPITAL DEBT, DECEMBER 31, 1956

Gross Debt	
School debt	\$1,795,000.00
Self-liquidating debt.	289,050.00
Other capital debt ..	1,079,830.00
TOTAL GROSS DEBT	\$3,163,880.00
Per Capita Gross Debt	\$114.84

Deductions for

School debt	\$1,795,000.00
Self-liquidating debt.
Other capital debt ..	4,149.00
TOTAL DEDUCTIONS	1,799,149.00
NET DEBT	\$1,364,731.00

Average Assessed Valuations

Real Property 1954-1955-1956..	\$22,443,055.00
Per Cent of Net Debt	6.08

CURRENT FINANCES DECEMBER 31, 1956

Cash	\$297,776.18
Taxes receivable	116,404.45
Tax title liens	6,312.35
Foreclosed property	123,461.50
Other receivables	95,495.22
State road aid receivable	34,497.04
Emergencies and deferred charges ..	94,528.49
TOTAL ASSETS	\$768,475.23
Cash liabilities	\$358,498.25
Reserves for receivables	341,673.52
Surplus revenue	68,303.46
TOTAL LIABILITIES AND SURPLUS	\$768,475.23

GARWOOD BOROUGH—UNION COUNTY

Population Census, 1950—4,622 Land Area 0.7 sq. mi. Net Valuation Taxable \$6,448,179⁰

EXPENDITURES AND RE-REQUIRED PAYMENTS FOR 1956	
General Government	
Administrative and executive	\$34,150.00
Assessment and collection of taxes	6,650.00
Finance Department
Protection to Persons & Property	
Fire	20,200.00
Police	75,295.00
Other
Streets and Roads	
Repairs and maintenance	49,600.00
Street lighting	10,000.00
Sanitation	
Street cleaning
Garbage and ash removal
Sewers	14,031.42
Health and Charities	
Health service	6,115.00
Welfare—public assistance	650.00
Hospitals (aid and maintenance)
Other	700.00
Recreation	
Beaches and boardwalks
Parks and playgrounds
Other	3,000.00
Educational	
(Exclusive of school districts) ..	2,150.00
Unclassified Purposes	
(Including contingent)	5,000.00
SUB-TOTAL—Municipal functions..	\$227,541.42
Per Capita—Municipal functions \$49.23	
Capital imp'ts and capital imp't fund
Debt Service	
Principal payments
Interest payments
Total
Per Capita Debt Service	
Deferred Charges and Statutory Expenditures	
Emergencies
Other deferred chgs. \$12,303.74
Total	\$12,303.74
TOTAL—Municipal expenditures ...	\$239,845.16
Required Payments for Local School, County, and Special District Taxes	
	348,065.92
TOTAL EXPENDITURES AND REQUIRED PAYMENTS	\$587,911.08
Reserve for uncollected taxes	\$29,066.19
GRAND TOTAL—Budget	\$616,977.27
RECEIPTS AND REVENUES REALIZED IN 1956 TO MEET EXPENDITURES AND RE-REQUIRED PAYMENTS	
Surplus revenue appropriated ..	\$50,000.00
Miscellaneous revenues realized.	60,350.90
State aid revenues realized	4,038.64
Delinquent taxes including	
liens—1956 collections	7,757.49
Current taxes—1956 collections..	486,433.72
Emergency borrowings
TOTAL RECEIPTS AND REVENUES REALIZED	\$608,580.75

CAPITAL OUTLAY—1956	
Beaches and boardwalks
Buildings and equipment
Parks and playgrounds
Sewers
Streets, roads and bridges	\$16,450.24
Water supply
Other

Tax rate	\$7.84
Local school tax rate	4.29
County tax rate	1.11
Local purpose tax rate	2.44
TAXES	
Local school tax ...	\$276,772.09
County taxes	71,293.83
Special district taxes
Local purpose levy	\$348,065.92
	157,663.97
Total tax levy (tax duplicate) ..	\$505,729.89
Per Capita Total Tax Levy	
	\$109.42
Current	
1956 taxes levied (total)	\$505,729.89
Collected in 1956	486,433.72
Per cent of levy collected in 1956 ...	96.18
Transferred to liens
Cancelled, abated or adjusted	7,113.07
Outstanding December 31, 1956 ..	\$12,183.10
All Prior Years Outstanding	
Balance January 1, 1956	\$12,701.29
Collected in 1956	7,757.49
Balance December 31, 1956	\$4,350.87
Tax Title Liens Outstanding	
Balance January 1, 1956	\$913.13
Redeemed by cash
Balance December 31, 1956	\$913.13
Property Acquired by Deed or Foreclosure	
Balance January 1, 1956	\$48,229.00
Sale for cash	2,705.00
Balance December 31, 1956	\$48,229.00

CAPITAL DEBT, DECEMBER 31, 1956	
Gross Debt	
School debt	\$1,039,814.00
Self-liquidating debt.
Other capital debt ..	69,464.00
TOTAL GROSS DEBT	\$1,109,278.00
Per Capita Gross Debt	
	\$240.00
Deductions for	
School debt	\$481,600.00
Self-liquidating debt.
Other capital debt ..	1,425.00
TOTAL DEDUCTIONS	483,025.00
NET DEBT	\$626,253.00
Average Assessed Valuations	
Real Property 1954-1955-1956..	\$6,020,001.00
Per Cent of Net Debt	10.40

CURRENT FINANCES DECEMBER 31, 1956	
Cash	\$106,340.14
Taxes receivable	16,533.97
Tax title liens	913.13
Foreclosed property	48,229.00
Other receivables	5,612.36
State road aid receivable
Emergencies and deferred charges
TOTAL ASSETS	\$177,628.60
Cash liabilities	\$22,704.66
Reserves for receivables	71,288.46
Surplus revenue	83,635.48
TOTAL LIABILITIES AND SURPLUS	\$177,628.60

GIBBSBORO BOROUGH—CAMDEN COUNTY

Population Census, 1950—906 Land Area 2.15 sq. mi. Net Valuation Taxable \$1,970,067

EXPENDITURES AND REQUIRED PAYMENTS FOR 1956	
General Government	
Administrative and executive	\$5,430.00
Assessment and collection of taxes	2,825.00
Finance Department
Protection to Persons & Property	
Fire	3,960.00
Police	1,775.00
Other
Streets and Roads	
Repairs and maintenance	3,530.00
Street lighting	2,475.00
Sanitation	
Street cleaning
Garbage and ash removal	1,425.00
Sewers
Health and Charities	
Health service	80.00
Welfare—public assistance	420.00
Hospitals (aid and maintenance)
Other
Recreation	
Beaches and boardwalks
Parks and playgrounds	60.00
Other
Educational (Exclusive of school districts) ..	
.....
Unclassified Purposes (Including contingent)	
.....
SUB-TOTAL—Municipal functions..	\$21,980.00
Per Capita—Municipal functions	\$24.26
Capital imp'ts and capital imp't fund	\$1,000.00
Debt Service	
Principal payments
Interest payments
Total
Per Capita Debt Service	
.....
Deferred Charges and Statutory Expenditures	
Emergencies
Other deferred chgs.	\$140.52
Total	140.52
TOTAL—Municipal expenditures ...	\$23,120.52
Required Payments for Local School, County, and Special District Taxes	
.....	94,706.04
TOTAL EXPENDITURES AND REQUIRED PAYMENTS	\$117,826.56
Reserve for uncollected taxes	\$12,574.34
GRAND TOTAL—Budget	\$130,400.90
RECEIPTS AND REVENUES REALIZED IN 1956 TO MEET EXPENDITURES AND REQUIRED PAYMENTS	
Surplus revenue appropriated ..	\$6,000.00
Miscellaneous revenues realized ..	11,022.25
State aid revenues realized	1,253.00
Delinquent taxes including	
liens—1956 collections	10,675.99
Current taxes—1956 collections..	98,745.32
Emergency borrowings
TOTAL RECEIPTS AND REVENUES REALIZED	\$127,696.56
CAPITAL OUTLAY—1956	
Beaches and boardwalks
Buildings and equipment
Parks and playgrounds
Sewers
Streets, roads and bridges
Water supply
Other

Tax rate	\$5.44
Local school tax rate	3.26
County tax rate	1.55
Local purpose tax rate	0.63
TAXES	
Local school tax ...	\$64,221.75
County taxes	30,484.29
Special district taxes
Local purpose levy	\$94,706.04
.....	12,316.86
Total tax levy (tax duplicate) ..	\$107,022.90
Per Capita Total Tax Levy	\$118.13
Current	
1956 taxes levied (total)	\$110,586.24
Collected in 1956	98,745.32
Per cent of levy collected in 1956 ...	89.29
Transferred to liens
Cancelled, abated or adjusted	160.48
Outstanding December 31, 1956 ..	\$11,680.44
All Prior Years Outstanding	
Balance January 1, 1956	\$11,275.00
Collected in 1956	9,836.88
Balance December 31, 1956	\$1,438.12
Tax Title Liens Outstanding	
Balance January 1, 1956	\$2,466.06
Redeemed by cash	839.11
Balance December 31, 1956	\$1,626.95
Property Acquired by Deed or Foreclosure	
Balance January 1, 1956	\$1,113.00
Sale for cash
Balance December 31, 1956	\$1,113.00
CAPITAL DEBT, DECEMBER 31, 1956	
Gross Debt	
School debt	\$142,000.00
Self-liquidating debt.
Other capital debt
TOTAL GROSS DEBT	\$142,000.00
Per Capita Gross Debt	\$156.73
Deductions for	
School debt	\$77,744.00
Self-liquidating debt.
Other capital debt
TOTAL DEDUCTIONS	77,744.00
NET DEBT	\$64,256.00
Average Assessed Valuations	
Real Property 1954-1955-1956..	\$1,295,740.00
Per Cent of Net Debt	4.95
CURRENT FINANCES DECEMBER 31, 1956	
Cash	\$20,870.70
Taxes receivable	13,118.56
Tax title liens	1,626.95
Foreclosed property	1,113.00
Other receivables	1,900.00
State road aid receivable
Emergencies and deferred charges ..	2,371.00
TOTAL ASSETS	\$41,000.21
Cash liabilities	\$1,813.91
Reserves for receivables	17,758.51
Surplus revenue	21,427.79
TOTAL LIABILITIES AND SURPLUS	\$41,000.21

GLASSBORO BOROUGH—GLOUCESTER COUNTY

Population Census, 1950—5,867 Land Area 9.23 sq. mi. Net Valuation Taxable \$5,284,237

EXPENDITURES AND REQUIRED PAYMENTS FOR 1956	
General Government	
Administrative and executive	\$26,750.00
Assessment and collection of taxes	20,490.00
Finance Department	3,050.00
Protection to Persons & Property	
Fire	14,685.00
Police	58,500.00
Other
Streets and Roads	
Repairs and maintenance	46,860.00
Street lighting	17,000.00
Sanitation	
Street cleaning
Garbage and ash removal	13,395.00
Sewers	27,750.00
Health and Charities	
Health service	7,580.00
Welfare—public assistance	2,770.00
Hospitals (aid and maintenance)
Other
Recreation	
Beaches and boardwalks
Parks and playgrounds	3,000.00
Other
Educational	
(Exclusive of school districts) ..	2,000.00
Unclassified Purposes	
(Including contingent)	21,475.00
SUB-TOTAL—Municipal functions..	\$265,305.00

Per Capita—Municipal functions	\$45.22
Capital imp'ts and capital imp't fund	\$7,107.28
Debt Service	
Principal payments ..	\$10,000.00
Interest payments ..	2,080.00
Total	12,080.00
Per Capita Debt Service	\$2.06
Deferred Charges and Statutory Expenditures	
Emergencies	\$6,530.00
Other deferred chgs.	8,587.00
Total	15,117.00

TOTAL—Municipal expenditures ... **\$299,609.28**

Required Payments for Local School, County, and Special District Taxes **402,001.20**

TOTAL EXPENDITURES AND REQUIRED PAYMENTS **\$701,610.48**

Reserve for uncollected taxes

\$59,810.72

GRAND TOTAL—Budget **\$761,421.20**

RECEIPTS AND REVENUES REALIZED IN 1956 TO MEET EXPENDITURES AND REQUIRED PAYMENTS

Surplus revenue appropriated ..	\$90,000.00
Miscellaneous revenues realized.	205,776.57
State aid revenues realized	15,147.29
Delinquent taxes including liens—1956 collections	38,097.48
Current taxes—1956 collections..	424,876.11
Emergency borrowings

TOTAL RECEIPTS AND REVENUES REALIZED **\$773,897.45**

CAPITAL OUTLAY—1956

Beaches and boardwalks
Buildings and equipment
Parks and playgrounds
Sewers
Streets, roads and bridges
Water supply	\$74,431.13
Other

Tax rate	\$8.56
Local school tax rate	6.31
County tax rate	1.30
Local purpose tax rate	0.95

TAXES	
Local school tax ...	\$333,283.40
County taxes	68,717.80
Special district taxes

Local purpose levy

\$402,001.20

52,100.00

Total tax levy (tax duplicate) ..

\$454,101.20

Per Capita Total Tax Levy **\$77.40**

Current	
1956 taxes levied (total)	\$470,996.05
Collected in 1956	424,876.11
Per cent of levy collected in 1956 ...	90.20
Transferred to liens	2,345.76
Cancelled, abated or adjusted	4,333.76
Outstanding December 31, 1956 ..	\$39,440.42

All Prior Years Outstanding	
Balance January 1, 1956	\$39,535.26
Collected in 1956	34,863.84
Balance December 31, 1956	\$2,988.61

Tax Title Liens Outstanding	
Balance January 1, 1956	\$101,791.04
Redeemed by cash	3,233.64
Balance December 31, 1956	\$88,528.48

Property Acquired by Deed or Foreclosure	
Balance January 1, 1956	\$2,626.00
Sale for cash	26,300.00
Balance December 31, 1956	\$1,744.00

CAPITAL DEBT, DECEMBER 31, 1956

Gross Debt	
School debt	\$522,000.00
Self-liquidating debt.	141,000.00
Other capital debt ..	42,000.00

TOTAL GROSS DEBT **\$705,000.00**

Per Capita Gross Debt **\$120.16**

Deductions for	
School debt	\$348,262.00
Self-liquidating debt.	141,000.00
Other capital debt

TOTAL DEDUCTIONS **489,262.00**

NET DEBT **\$215,738.00**

Average Assessed Valuations	
Real Property 1954-1955-1956..	\$4,353,281.00
Per Cent of Net Debt	4.95

CURRENT FINANCES DECEMBER 31, 1956

Cash	\$314,058.16
Taxes receivable	42,429.03
Tax title liens	88,528.48
Foreclosed property	1,744.00
Other receivables	11,070.63
State road aid receivable	8,124.36
Emergencies and deferred charges ..	23,800.00

TOTAL ASSETS **\$489,754.66**

Cash liabilities	\$103,118.03
Reserves for receivables	143,772.14
Surplus revenue	242,864.49

TOTAL LIABILITIES AND SURPLUS **\$489,754.66**

GLEN GARDNER BOROUGH—HUNTERDON COUNTY

Population Census, 1950—654

Land Area 1.5 sq. mi.

Net Valuation Taxable \$309,445

EXPENDITURES AND REQUIRED PAYMENTS FOR 1956

General Government	
Administrative and executive	\$2,889.08
Assessment and collection of taxes	500.00
Finance Department
Protection to Persons & Property	
Fire	450.00
Police	975.00
Other
Streets and Roads	
Repairs and maintenance	2,135.55
Street lighting	1,370.00
Sanitation	
Street cleaning
Garbage and ash removal	940.00
Sewers
Health and Charities	
Health service	380.18
Welfare—public assistance	180.00
Hospitals (aid and maintenance)
Other
Recreation	
Beaches and boardwalks
Parks and playgrounds	25.00
Other
Educational	
(Exclusive of school districts)
Unclassified Purposes	
(Including contingent)
SUB-TOTAL—Municipal functions..	\$9,844.81

Per Capita—Municipal functions	\$15.05
Capital imp'ts and capital imp't fund
Debt Service	
Principal payments
Interest payments
Total
Per Capita Debt Service	
Deferred Charges and Statutory Expenditures
Emergencies
Other deferred chgs.	\$141.15
Total	\$141.15

TOTAL—Municipal expenditures ..	\$9,985.96
--	-------------------

Required Payments for Local School, County, and Special District Taxes	19,958.64
---	------------------

TOTAL EXPENDITURES AND REQUIRED PAYMENTS	\$29,944.60
Reserve for uncollected taxes	\$2,234.09
GRAND TOTAL—Budget	\$32,178.69

RECEIPTS AND REVENUES REALIZED IN 1956 TO MEET EXPENDITURES AND REQUIRED PAYMENTS

Surplus revenue appropriated ..	\$2,100.00
Miscellaneous revenues realized ..	5,786.70
State aid revenues realized	1,832.00
Delinquent taxes including
liens—1956 collections	1,805.39
Current taxes—1956 collections ..	20,972.24
Emergency borrowings

TOTAL RECEIPTS AND REVENUES REALIZED	\$32,496.33
---	--------------------

CAPITAL OUTLAY—1956

Beaches and boardwalks
Buildings and equipment
Parks and playgrounds
Sewers
Streets, roads and bridges
Water supply
Other

Tax rate	\$7.44
Local school tax rate	5.05
County tax rate	1.40
Local purpose tax rate	0.99

TAXES

Local school tax ...	\$15,616.98
County taxes	4,341.66
Special district taxes
Local purpose levy	\$19,958.64
	3,061.79
Total tax levy (tax duplicate) ..	\$23,020.43

Per Capita Total Tax Levy	\$35.20
--	----------------

Current	
1956 taxes levied (total)	\$23,206.95
Collected in 1956	20,972.24
Per cent of levy collected in 1956 ..	90.37
Transferred to liens	81.84
Cancelled, abated or adjusted	89.56
Outstanding December 31, 1956 ..	\$2,063.31

All Prior Years Outstanding	
Balance January 1, 1956	\$1,988.89
Collected in 1956	1,805.39
Balance December 31, 1956	\$1.87

Tax Title Liens Outstanding	
Balance January 1, 1956
Redeemed by cash
Balance December 31, 1956	\$201.03

Property Acquired by Deed or Foreclosure	
Balance January 1, 1956
Sale for cash
Balance December 31, 1956

CAPITAL DEBT, DECEMBER 31, 1956

Gross Debt	
School debt	\$78,301.00
Self-liquidating debt
Other capital debt
TOTAL GROSS DEBT	\$78,301.00
Per Capita Gross Debt	
	\$119.73

Deductions for	
School debt	\$66,476.00
Self-liquidating debt
Other capital debt
TOTAL DEDUCTIONS	66,476.00
NET DEBT	\$11,825.00

Average Assessed Valuations	
Real Property 1954-1955-1956 ..	\$269,578.00
Per Cent of Net Debt	4.38

CURRENT FINANCES DECEMBER 31, 1956

Cash	\$24,320.89
Taxes receivable	2,065.18
Tax title liens	201.03
Foreclosed property
Other receivables	25.12
State road aid receivable
Emergencies and deferred charges ..	429.69
TOTAL ASSETS	\$27,041.91

Cash liabilities	\$4,395.96
Reserves for receivables	2,291.33
Surplus revenue	20,354.62
TOTAL LIABILITIES AND SURPLUS	\$27,041.91

GLEN RIDGE BOROUGH—ESSEX COUNTY

Population Census, 1950—7,620

Land Area 1.3 sq. mi.

Net Valuation Taxable \$16,987,599

EXPENDITURES AND REQUIRED PAYMENTS FOR 1956

General Government	
Administrative and executive	\$39,320.33
Assessment and collection of taxes	14,669.29
Finance Department	3,645.00
Protection to Persons & Property	
Fire	43,504.81
Police	114,851.81
Other
Streets and Roads	
Repairs and maintenance	21,788.56
Street lighting	16,248.66
Sanitation	
Street cleaning	13,684.50
Garbage and ash removal	59,700.00
Sewers	21,155.45
Health and Charities	
Health service	10,965.27
Welfare—public assistance	2,200.00
Hospitals (aid and maintenance)
Other
Recreation	
Beaches and boardwalks
Parks and playgrounds	12,910.34
Other
Educational (Exclusive of school districts) ..	32,395.75
Unclassified Purposes (Including contingent)	15,141.55
SUB-TOTAL—Municipal functions..	\$422,181.32

Per Capita—Municipal functions	\$55.40
Capital imp'ts and capital imp't fund	\$9,500.00
Debt Service	
Principal payments .. \$18,000.00	
Interest payments .. 6,322.50	
Total	24,322.50
Per Capita Debt Service	\$3.19
Deferred Charges and Statutory Expenditures	
Emergencies
Other deferred chgs. \$45,028.26	
Total	45,028.26
TOTAL—Municipal expenditures ...	\$501,032.08

Required Payments for Local School, County, and Special District Taxes	891,358.53
TOTAL EXPENDITURES AND REQUIRED PAYMENTS	\$1,392,890.61
Reserve for uncollected taxes	\$65,856.09
GRAND TOTAL—Budget	\$1,458,746.70

RECEIPTS AND REVENUES REALIZED IN 1956 TO MEET EXPENDITURES AND REQUIRED PAYMENTS	
Surplus revenue appropriated ..	\$104,600.00
Miscellaneous revenues realized ..	107,033.55
State aid revenues realized	5,950.00
Delinquent taxes including	
liens—1956 collections	21,455.53
Current taxes—1956 collections..	1,238,018.05
Emergency borrowings
TOTAL RECEIPTS AND REVENUES REALIZED	\$1,477,057.13

CAPITAL OUTLAY—1956	
Beaches and boardwalks
Buildings and equipment
Parks and playgrounds
Sewers
Streets, roads and bridges	\$16,478.00
Water supply
Other

Tax rate	\$7.35
Local school tax rate	3.61
County tax rate	1.64
Local purpose tax rate	2.10

TAXES	
Local school tax ...	\$613,482.68
County taxes	277,875.85
Special district taxes
Local purpose levy	\$891,358.53
	359,096.85
Total tax levy (tax duplicate) ..	\$1,250,455.38

Per Capita Total Tax Levy	\$164.10
Current	
1956 taxes levied (total)	\$1,258,406.00
Collected in 1956	1,238,018.05
Per cent of levy collected in 1956 ...	98.37
Transferred to liens	95.55
Cancelled, abated or adjusted	1,337.70
Outstanding December 31, 1956 ..	\$18,954.70

All Prior Years Outstanding	
Balance January 1, 1956	\$27,091.17
Collected in 1956	21,455.53
Balance December 31, 1956	\$5,276.28

Tax Title Liens Outstanding	
Balance January 1, 1956	\$1,541.72
Redeemed by cash
Balance December 31, 1956	\$1,637.27

Property Acquired by Deed or Foreclosure	
Balance January 1, 1956	\$410.00
Sale for cash
Balance December 31, 1956	\$410.00

CAPITAL DEBT, DECEMBER 31, 1956

Gross Debt	
School debt	\$753,000.00
Self-liquidating debt.	78,000.00
Other capital debt ..	132,000.00
TOTAL GROSS DEBT	\$963,000.00
Per Capita Gross Debt	\$126.38

Deductions for	
School debt	\$753,000.00
Self-liquidating debt.	78,000.00
Other capital debt
TOTAL DEDUCTIONS	831,000.00
NET DEBT	\$132,000.00

Average Assessed Valuations	
Real Property 1954-1955-1956 ..	\$15,601,552.00
Per Cent of Net Debt	0.84

CURRENT FINANCES DECEMBER 31, 1956	
Cash	\$463,270.23
Taxes receivable	24,230.98
Tax title liens ..	1,637.27
Foreclosed property	410.00
Other receivables	337.17
State road aid receivable
Emergencies and deferred charges ..	4,500.00
TOTAL ASSETS	\$494,385.65
Cash liabilities	\$333,649.76
Reserves for receivables	26,615.42
Surplus revenue	134,120.47
TOTAL LIABILITIES AND SURPLUS	\$494,385.65

GLEN ROCK BOROUGH—BERGEN COUNTY

Population Census, 1950—7,145

Land Area 2.8 sq. mi.

Net Valuation Taxable \$16,116,511

EXPENDITURES AND REQUIRED PAYMENTS FOR 1956

General Government	
Administrative and executive	\$49,930.00
Assessment and collection of taxes	18,395.00
Finance Department
Protection to Persons & Property	
Fire	20,150.00
Police	141,275.00
Other
Streets and Roads	
Repairs and maintenance	111,063.00
Street lighting	15,500.00
Sanitation	
Street cleaning
Garbage and ash removal
Sewers	37,504.00
Health and Charities	
Health service	4,760.00
Welfare—public assistance	360.00
Hospitals (aid and maintenance)
Other
Recreation	
Beaches and boardwalks
Parks and playgrounds	15,710.00
Other	11,135.00
Educational	
(Exclusive of school districts)	22,000.00
Unclassified Purposes	
(Including contingent)	500.00
SUB-TOTAL—Municipal functions..	\$448,282.00

Per Capita—Municipal functions	\$62.74
Capital imp'ts and capital imp't fund	\$46,550.00
Debt Service	
Principal payments	\$54,000.00
Interest payments	15,821.75
Total	69,821.75
Per Capita Debt Service	
Service	\$9.77
Deferred Charges and Statutory Expenditures	
Emergencies
Other deferred chgs.	\$21,331.49
Total	21,331.49

TOTAL—Municipal expenditures \$585,985.24

Required Payments for Local School, County, and Special District Taxes 1,225,941.55

TOTAL EXPENDITURES AND REQUIRED PAYMENTS \$1,811,926.79

Reserve for uncollected taxes \$160,169.11

GRAND TOTAL—Budget \$1,972,095.90

RECEIPTS AND REVENUES REALIZED IN 1956 TO MEET EXPENDITURES AND REQUIRED PAYMENTS

Surplus revenue appropriated	\$250,000.00
Miscellaneous revenues realized	173,842.10
State aid revenues realized	4,997.00
Delinquent taxes including	
liens—1956 collections	28,416.29
Current taxes—1956 collections..	1,538,486.51
Emergency borrowings
TOTAL RECEIPTS AND REVENUES REALIZED	\$1,995,741.90

CAPITAL OUTLAY—1956

Beaches and boardwalks
Buildings and equipment
Parks and playgrounds
Sewers
Streets, roads and bridges	\$12,691.88
Water supply
Other	75,650.47

Tax rate	\$9.75
Local school tax rate	6.61
County tax rate	0.99
Local purpose tax rate	2.15

TAXES

Local school tax	\$1,065,703.12
County taxes	160,238.43
Special district taxes
Local purpose levy	\$1,225,941.55
Total tax levy (tax duplicate)	\$1,570,948.71
Per Capita Total Tax Levy \$219.87	

Current

1956 taxes levied (total)	\$1,579,800.99
Collected in 1956	1,538,486.51
Per cent of levy collected in 1956	97.38
Transferred to liens	224.24
Cancelled, abated or adjusted	2,879.11
Outstanding December 31, 1956	\$38,211.13

All Prior Years Outstanding

Balance January 1, 1956	\$30,616.76
Collected in 1956	27,774.19
Balance December 31, 1956	\$903.46

Tax Title Liens Outstanding

Balance January 1, 1956	\$2,261.83
Redeemed by cash	642.10
Balance December 31, 1956	\$117.72

Property Acquired by Deed or Foreclosure

Balance January 1, 1956	\$25,750.00
Sale for cash	250.00
Balance December 31, 1956	\$27,500.00

CAPITAL DEBT, DECEMBER 31, 1956

Gross Debt	
School debt	\$4,010,000.00
Self-liquidating debt
Other capital debt	535,380.00
TOTAL GROSS DEBT	\$4,545,380.00
Per Capita Gross Debt \$636.16	

Deductions for

School debt	\$1,190,825.00
Self-liquidating debt
Other capital debt
TOTAL DEDUCTIONS	1,190,825.00
NET DEBT	\$3,354,555.00

Average Assessed Valuations

Real Property 1954-1955-1956..	\$14,885,314.00
Per Cent of Net Debt	22.53

CURRENT FINANCES DECEMBER 31, 1956

Cash	\$490,578.27
Taxes receivable	39,114.59
Tax title liens	117.72
Foreclosed property	27,500.00
Other receivables	819.31
State road aid receivable	4,997.00
Emergencies and deferred charges
TOTAL ASSETS	\$563,126.89

Cash liabilities	\$69,946.27
Reserves for receivables	67,551.62
Surplus revenue	425,629.00

TOTAL LIABILITIES AND SURPLUS \$563,126.89

GLOUCESTER TOWNSHIP—CAMDEN COUNTY

Population Census, 1950—7,952

Land Area 23.45 sq. mi.

Net Valuation Taxable \$6,481,120

EXPENDITURES AND REQUIRED PAYMENTS FOR 1956	
General Government	
Administrative and executive	\$23,852.50
Assessment and collection of taxes	18,662.00
Finance Department	1,000.00
Protection to Persons & Property	
Fire	12,766.50
Police	45,280.00
Other
Streets and Roads	
Repairs and maintenance	48,308.00
Street lighting	19,738.00
Sanitation	
Street cleaning
Garbage and ash removal	3,600.00
Sewers	4,023.00
Health and Charities	
Health service	8,317.50
Welfare—public assistance	7,661.50
Hospitals (aid and maintenance)
Other
Recreation	
Beaches and boardwalks
Parks and playgrounds
Other
Educational (Exclusive of school districts) ..	
.....
Unclassified Purposes (Including contingent)	
.....
SUB-TOTAL—Municipal functions..	\$193,209.00
Per Capita—Municipal functions ...	
.....	\$24.30
Capital imp'ts and capital imp't fund	\$27,500.00
Debt Service	
Principal payments ..	\$25,000.00
Interest payments ..	12,000.00
Total	37,000.00
Per Capita Debt Service	
.....	\$4.65
Deferred Charges and Statutory Expenditures	
Emergencies
Other deferred chgs. ..	\$2,000.00
Total	2,000.00
TOTAL—Municipal expenditures ...	\$259,709.00
Required Payments for Local School, County, and Special District Taxes	
.....	431,718.01
TOTAL EXPENDITURES AND REQUIRED PAYMENTS	\$691,427.01
Reserve for uncollected taxes	\$75,000.00
GRAND TOTAL—Budget	\$766,427.01
RECEIPTS AND REVENUES REALIZED IN 1956 TO MEET EXPENDITURES AND REQUIRED PAYMENTS	
Surplus revenue appropriated ..	\$90,000.00
Miscellaneous revenues realized ..	161,865.34
State aid revenues realized	20,093.04
Delinquent taxes including	
liens—1956 collections	52,803.03
Current taxes—1956 collections ..	493,888.04
Emergency borrowings
TOTAL RECEIPTS AND REVENUES REALIZED	\$818,649.45
CAPITAL OUTLAY—1956	
Beaches and boardwalks
Buildings and equipment	\$13,977.72
Parks and playgrounds
Sewers
Streets, roads and bridges
Water supply	2,910.00
Other

Tax rate	\$8.36
Local school tax rate	4.18
County tax rate	2.49
Local purpose tax rate	1.69
TAXES	
Local school tax ...	\$270,636.98
County taxes	161,081.03
Special district taxes
Local purpose levy	\$431,718.01
.....	110,209.00
Total tax levy (tax duplicate) ..	\$541,927.01
Per Capita Total Tax Levy	
.....	\$68.15
Current	
1956 taxes levied (total)	\$556,507.31
Collected in 1956	493,888.04
Per cent of levy collected in 1956 ...	88.74
Transferred to liens	3,170.30
Cancelled, abated or adjusted	2,977.31
Outstanding December 31, 1956 ..	\$56,471.66
All Prior Years Outstanding	
Balance January 1, 1956	\$74,464.62
Collected in 1956	50,365.30
Balance December 31, 1956	\$22,061.53
Tax Title Liens Outstanding	
Balance January 1, 1956	\$9,699.43
Redeemed by cash	2,437.73
Balance December 31, 1956	\$11,519.52
Property Acquired by Deed or Foreclosure	
Balance January 1, 1956	\$53,744.07
Sale for cash	7,285.00
Balance December 31, 1956	\$46,459.07
CAPITAL DEBT, DECEMBER 31, 1956	
Gross Debt	
School debt	\$1,862,926.00
Self-liquidating debt
Other capital debt ..	275,000.00
TOTAL GROSS DEBT	\$2,137,926.00
Per Capita Gross Debt	
.....	\$268.85
Deductions for	
School debt	\$1,291,202.00
Self-liquidating debt
Other capital debt
TOTAL DEDUCTIONS	1,291,202.00
NET DEBT	\$846,724.00
Average Assessed Valuations	
Real Property 1954-1955-1956 ..	\$5,779,598.00
Per Cent of Net Debt	14.65
CURRENT FINANCES DECEMBER 31, 1956	
Cash	\$345,426.48
Taxes receivable	78,533.19
Tax title liens	11,519.52
Foreclosed property	46,459.07
Other receivables	56,606.94
State road aid receivable	9,618.07
Emergencies and deferred charges ..	2,503.59
TOTAL ASSETS	\$550,666.86
Cash liabilities	\$66,169.72
Reserves for receivables	193,118.72
Surplus revenue	291,378.42
TOTAL LIABILITIES AND SURPLUS	\$550,666.86

GLOUCESTER CITY—CITY—CAMDEN COUNTY

Population Census, 1950—14,357

Land Area 2.4 sq. mi.

Net Valuation Taxable \$12,782,695

EXPENDITURES AND REQUIRED PAYMENTS FOR 1956

General Government	
Administrative and executive	\$55,515.26
Assessment and collection of taxes ..	10,375.00
Finance Department	8,675.00
Protection to Persons & Property	
Fire	88,005.00
Police	151,925.00
Other
Streets and Roads	
Repairs and maintenance	94,356.68
Street lighting	25,000.00
Sanitation	
Street cleaning
Garbage and ash removal	8,536.00
Sewers	448.00
Health and Charities	
Health service	20,707.00
Welfare—public assistance	10,350.00
Hospitals (aid and maintenance)
Other
Recreation	
Beaches and boardwalks
Parks and playgrounds	14,000.00
Other
Educational	
(Exclusive of school districts) ..	6,836.00
Unclassified Purposes	
(Including contingent)
SUB-TOTAL—Municipal functions..	\$494,728.94

Per Capita—Municipal functions	\$34.46
Capital imp'ts and capital imp't fund	\$62,800.00
Debt Service	
Principal payments ..	\$97,000.00
Interest payments ..	30,532.50
Total	*127,532.50
Per Capita Debt Service	\$8.88
Deferred Charges and Statutory Expenditures	
Emergencies
Other deferred chgs.	\$30,612.06
Total	30,612.06

TOTAL—Municipal expenditures ... \$715,673.50

Required Payments for Local School, County, and Special District Taxes 583,906.53

TOTAL EXPENDITURES AND REQUIRED PAYMENTS **\$1,299,580.03**

Reserve for uncollected taxes

GRAND TOTAL—Budget **\$1,354,890.49**

RECEIPTS AND REVENUES REALIZED IN 1956 TO MEET EXPENDITURES AND REQUIRED PAYMENTS

Surplus revenue appropriated ..	\$81,020.77
Miscellaneous revenues realized.	182,838.91
State aid revenues realized	9,317.53
Delinquent taxes including
liens—1956 collections	40,427.84
Current taxes—1956 collections..	1,064,892.00
Emergency borrowings

TOTAL RECEIPTS AND REVENUES REALIZED **\$1,378,497.05**

CAPITAL OUTLAY—1956

Beaches and boardwalks
Buildings and equipment
Parks and playgrounds
Sewers
Streets, roads and bridges
Water supply	\$1,458.25
Other

* Includes \$5,875.00 Chapter VI School Debt Service.

Tax rate	\$8.66
Local school tax rate	2.88
County tax rate	1.74
Local purpose tax rate	4.04

TAXES

Local school tax ...	\$367,830.04
County taxes	221,951.49
Special district taxes
Local purpose levy	516,957.19
Total tax levy (tax duplicate) ..	\$1,106,738.72
Per Capita Total Tax Levy	\$77.08

Current

1956 taxes levied (total)	\$1,110,308.11
Collected in 1956	1,064,892.00
Per cent of levy collected in 1956 ...	95.90
Transferred to liens	798.43
Cancelled, abated or adjusted	562.90
Outstanding December 31, 1956 ..	\$44,054.78

All Prior Years Outstanding

Balance January 1, 1956	\$40,140.07
Collected in 1956	38,814.03
Balance December 31, 1956	\$276.99

Tax Title Liens Outstanding

Balance January 1, 1956	\$4,560.75
Redeemed by cash	1,613.81
Balance December 31, 1956	\$4,203.61

Property Acquired by Deed or Foreclosure

Balance January 1, 1956	\$28,135.00
Sale for cash	13,455.00
Balance December 31, 1956	\$14,680.00

CAPITAL DEBT, DECEMBER 31, 1956

Gross Debt	
School debt	\$66,926.00
Self-liquidating debt ..	53,000.00
Other capital debt ..	972,000.00
TOTAL GROSS DEBT	\$1,091,926.00
Per Capita Gross Debt	\$76.06

Deductions for

School debt	\$66,925.00
Self-liquidating debt ..	53,000.00
Other capital debt
TOTAL DEDUCTIONS	119,926.00
NET DEBT	\$972,000.00

Average Assessed Valuations

Real Property 1954-1955-1956.. \$10,429,617.00

Per Cent of Net Debt 9.32

CURRENT FINANCES DECEMBER 31, 1956

Cash	\$162,005.33
Taxes receivable	44,331.77
Tax title liens	4,203.61
Foreclosed property	14,680.00
Other receivables	792.52
State road aid receivable ..	6,167.77
Emergencies and deferred charges ..	38,446.02
TOTAL ASSETS	\$270,627.02

Cash liabilities	\$101,129.80
Reserves for receivables	64,007.90
Surplus revenue	105,489.32

TOTAL LIABILITIES AND SURPLUS **\$270,627.02**

GREEN TOWNSHIP—SUSSEX COUNTY

Population Census, 1950—596 Land Area 16.5 sq. mi. Net Valuation Taxable \$544,822

EXPENDITURES AND REQUIRED PAYMENTS FOR 1956	
General Government	
Administrative and executive	\$2,950.00
Assessment and collection of taxes	2,050.00
Finance Department	225.00
Protection to Persons & Property	
Fire	1,120.00
Police	200.00
Other
Streets and Roads	
Repairs and maintenance	13,740.00
Street lighting
Sanitation	
Street cleaning
Garbage and ash removal
Sewers
Health and Charities	
Health service	1,045.00
Welfare—public assistance	75.00
Hospitals (aid and maintenance)	540.39
Other
Recreation	
Beaches and boardwalks
Parks and playgrounds
Other
Educational	
(Exclusive of school districts)
Unclassified Purposes	
(Including contingent)
SUB-TOTAL—Municipal functions..	\$21,945.39
Per Capita—Municipal functions	
Capital imp'ts and capital imp't fund	\$36.82
Debt Service	
Principal payments ..	\$11,409.10
Interest payments
Total
Per Capita Debt Service	
Deferred Charges and Statutory Expenditures
Emergencies
Other deferred chgs.	\$200.00
Total	200.00
TOTAL—Municipal expenditures ..	\$33,554.49
Required Payments for Local School, County, and Special District Taxes	
	65,948.44
TOTAL EXPENDITURES AND REQUIRED PAYMENTS	\$99,502.93
Reserve for uncollected taxes	\$10,180.86
GRAND TOTAL—Budget	\$109,683.79
RECEIPTS AND REVENUES REALIZED IN 1956 TO MEET EXPENDITURES AND REQUIRED PAYMENTS	
Surplus revenue appropriated ..	\$4,401.16
Miscellaneous revenues realized.	4,938.62
State aid revenues realized	17,234.19
Delinquent taxes including liens—1956 collections	7,182.69
Current taxes—1956 collections..	63,965.30
Emergency borrowings
TOTAL RECEIPTS AND REVENUES REALIZED	\$97,721.96

CAPITAL OUTLAY—1956

Beaches and boardwalks
Buildings and equipment
Parks and playgrounds
Sewers
Streets, roads and bridges
Water supply
Other

Tax rate	\$14.13
Local school tax rate	9.21
County tax rate	2.89
Local purpose tax rate	2.03
TAXES	
Local school tax ..	\$50,181.93
County taxes	15,766.51
Special district taxes
Local purpose levy	\$65,948.44
	11,000.00
Total tax levy (tax duplicate) ..	\$76,948.44
Per Capita Total Tax Levy	\$129.11
Current	
1956 taxes levied (total)	\$77,409.48
Collected in 1956	63,965.30
Per cent of levy collected in 1956 ..	82.63
Transferred to liens
Cancelled, abated or adjusted	395.47
Outstanding December 31, 1956 ..	\$13,048.71
All Prior Years Outstanding	
Balance January 1, 1956	\$8,950.44
Collected in 1956	7,182.69
Balance December 31, 1956	\$1,705.67
Tax Title Liens Outstanding	
Balance January 1, 1956
Reemued by cash
Balance December 31, 1956
Property Acquired by Deed or Foreclosure	
Balance January 1, 1956
Sale for cash
Balance December 31, 1956

CAPITAL DEBT, DECEMBER 31, 1956

Gross Debt	
School debt	\$20,000.00
Self-liquidating debt.
Other capital debt
TOTAL GROSS DEBT	\$20,000.00
Per Capita Gross Debt	\$33.56
Deductions for	
School debt	\$20,000.00
Self-liquidating debt.
Other capital debt
TOTAL DEDUCTIONS	20,000.00
NET DEBT
Average Assessed Valuations	
Real Property 1954-1955-1956..	\$440,069.00
Per Cent of Net Debt

CURRENT FINANCES DECEMBER 31, 1956

Cash	\$58,155.25
Taxes receivable	14,754.38
Tax title liens
Foreclosed property
Other receivables
State road aid receivable	18,068.19
Emergencies and deferred charges
TOTAL ASSETS	\$90,977.82
Cash liabilities	\$47,106.59
Reserves for receivables	14,754.38
Surplus revenue	29,116.85
TOTAL LIABILITIES AND SURPLUS	\$90,977.82

GREEN BROOK TOWNSHIP—SOMERSET COUNTY

Population Census, 1950—1,155

Land Area 4.7 sq. mi.

Net Valuation Taxable \$2,823,155

EXPENDITURES AND REQUIRED PAYMENTS FOR 1956

General Government	
Administrative and executive	\$24,732.00
Assessment and collection of taxes	5,100.00
Finance Department	750.00
Protection to Persons & Property	
Fire	9,225.00
Police	10,270.00
Other
Streets and Roads	
Repairs and maintenance	19,902.22
Street lighting	3,603.00
Sanitation	
Street cleaning
Garbage and ash removal
Sewers	575.00
Health and Charities	
Health service	2,098.00
Welfare—public assistance	375.00
Hospitals (aid and maintenance)	200.00
Other
Recreation	
Beaches and boardwalks
Parks and playgrounds
Other
Educational (Exclusive of school districts) ..	
.....
Unclassified Purposes (Including contingent)	
.....	100.00
SUB-TOTAL—Municipal functions..	\$76,930.22

Per Capita—Municipal functions	\$66.61
Capital imp'ts and capital imp't fund	\$20,000.00
Debt Service	
Principal payments
Interest payments
Total
Per Capita Debt Service	
.....
Deferred Charges and Statutory Expenditures	
Emergences
Other deferred chgs.	\$637.15
Total	637.15
TOTAL—Municipal expenditures ...	\$95,567.37

Required Payments for Local School, County, and Special District Taxes	217,128.53
---	-------------------

TOTAL EXPENDITURES AND REQUIRED PAYMENTS	\$314,695.90
---	---------------------

Reserve for uncollected taxes	\$54,289.97
-------------------------------------	-------------

GRAND TOTAL—Budget	\$368,985.87
---------------------------------	---------------------

RECEIPTS AND REVENUES REALIZED IN 1956 TO MEET EXPENDITURES AND REQUIRED PAYMENTS

Surplus revenue appropriated ..	\$50,000.00
Miscellaneous revenues realized ..	43,181.16
State aid revenues realized	2,792.00
Delinquent taxes including	
Liens—1956 collections	27,974.35
Current taxes—1956 collections ..	239,784.64
Emergency borrowings

TOTAL RECEIPTS AND REVENUES REALIZED	\$363,732.15
---	---------------------

CAPITAL OUTLAY—1956

Beaches and boardwalks
Buildings and equipment
Parks and playgrounds
Sewers
Streets, roads and bridges
Water supply
Other

Tax rate	\$9.35
Local school tax rate	6.31
County tax rate	1.38
Local purpose tax rate	1.66

TAXES

Local school tax ...	\$178,044.22	
County taxes	39,084.31	
Special district taxes	
Local purpose levy	46,565.34	\$217,128.53
Total tax levy (tax duplicate) ..	\$263,693.87	

Per Capita Total Tax Levy	\$228.31
--	-----------------

Current	
1956 taxes levied (total)	\$268,728.82
Collected in 1956	239,784.64
Per cent of levy collected in 1956 ...	89.22
Transferred to liens	787.78
Cancelled, abated or adjusted	1,107.98
Outstanding December 31, 1956 ..	\$27,048.42

All Prior Years Outstanding	
Balance January 1, 1956	\$32,075.33
Collected in 1956	27,139.51
Balance December 31, 1956	\$4,935.82

Tax Title Liens Outstanding	
Balance January 1, 1956	\$12,418.99
Redeemed by cash	834.84
Balance December 31, 1956	\$12,371.93

Property Acquired by Deed or Foreclosure	
Balance January 1, 1956	\$100.00
Sale for cash
Balance December 31, 1956	\$100.00

CAPITAL DEBT, DECEMBER 31, 1956

Gross Debt	
School debt	\$169,000.00
Self-liquidating debt
Other capital debt

TOTAL GROSS DEBT	\$169,000.00
Per Capita Gross Debt	\$146.32

Deductions for	
School debt	\$147,151.00
Self-liquidating debt
Other capital debt

TOTAL DEDUCTIONS	147,151.00
NET DEBT	\$21,849.00

Average Assessed Valuations	
Real Property 1954-1955-1956 ..	\$2,452,525.00
Per Cent of Net Debt	0.89

CURRENT FINANCES DECEMBER 31, 1956

Cash	\$190,683.88
Taxes receivable	31,984.24
Tax title liens	12,371.93
Foreclosed property	100.00
Other receivables	1,096.00
State road aid receivable
Emergencies and deferred charges

TOTAL ASSETS	\$236,236.05
---------------------------	---------------------

Cash liabilities	\$92,042.24
Reserves for receivables	45,552.17
Surplus revenue	98,641.64

TOTAL LIABILITIES AND SURPLUS	\$236,236.05
--	---------------------

GREENWICH TOWNSHIP—CUMBERLAND COUNTY

Population Census, 1950—966

Land Area 19.0 sq. mi.

Net Valuation Taxable \$779,117

EXPENDITURES AND REQUIRED PAYMENTS FOR 1956	
General Government	
Administrative and executive	\$3,254.00
Assessment and collection of taxes	1,880.76
Finance Department	400.00
Protection to Persons & Property	
Fire	1,095.00
Police	725.00
Other
Streets and Roads	
Repairs and maintenance	6,821.11
Street lighting	1,200.00
Sanitation	
Street cleaning
Garbage and ash removal
Sewers
Health and Charities	
Health service	100.00
Welfare—public assistance
Hospitals (aid and maintenance)
Other
Recreation	
Beaches and boardwalks
Parks and playgrounds
Other	50.00
Educational	
(Exclusive of school districts)
Unclassified Purposes	
(Including contingent)	900.00
SUB-TOTAL—Municipal functions..	\$16,425.87
Per Capita—Municipal functions	\$17.00
Capital imp'ts and capital imp't fund	\$7,588.72
Debt Service	
Principal payments
Interest payments
Total
Per Capita Debt Service	
Deferred Charges and Statutory Expenditures	
Emergencies	\$3,482.70
Other deferred chgs.	5,301.87
Total	8,784.57
TOTAL—Municipal expenditures	\$32,799.16
Required Payments for Local School, County, and Special District Taxes	
	49,297.19
TOTAL EXPENDITURES AND REQUIRED PAYMENTS	\$82,096.35
Reserve for uncollected taxes	\$12,136.39
GRAND TOTAL—Budget	\$94,232.74
RECEIPTS AND REVENUES REALIZED IN 1956 TO MEET EXPENDITURES AND REQUIRED PAYMENTS	
Surplus revenue appropriated	\$14,055.56
Miscellaneous revenues realized	9,594.63
State aid revenues realized	12,594.00
Delinquent taxes including	
liens—1956 collections	15,863.72
Current taxes—1956 collections..	50,051.37
Emergency borrowings
TOTAL RECEIPTS AND REVENUES REALIZED	\$102,159.28

CAPITAL OUTLAY—1956

Beaches and boardwalks
Buildings and equipment
Parks and playgrounds
Sewers
Streets, roads and bridges
Water supply
Other

Tax rate	\$7.26
Local school tax rate	4.60
County tax rate	1.73
Local purpose tax rate	0.93

TAXES

Local school tax	\$35,821.26	
County taxes	13,475.93	
Special district taxes	
Local purpose levy	\$49,297.19
		7,209.45
Total tax levy (tax duplicate) ..		\$56,506.64

Per Capita Total Tax Levy \$58.50

Current

1956 taxes levied (total)	\$56,820.21
Collected in 1956	50,051.37
Per cent of levy collected in 1956	88.08
Transferred to liens	15.26
Cancelled, abated or adjusted	197.27
Outstanding December 31, 1956 ..	\$6,556.31

All Prior Years Outstanding

Balance January 1, 1956	\$16,281.25
Collected in 1956	15,863.72
Balance December 31, 1956	\$131.44

Tax Title Liens Outstanding

Balance January 1, 1956	\$167.50
Redeemed by cash
Balance December 31, 1956	\$351.42

Property Acquired by Deed or Foreclosure

Balance January 1, 1956
Sale for cash
Balance December 31, 1956

CAPITAL DEBT, DECEMBER 31, 1956

Gross Debt	
School debt	\$30,000.00
Self-liquidating debt.
Other capital debt
TOTAL GROSS DEBT	\$30,000.00
Per Capita Gross Debt	\$31.06

Deductions for

School debt	\$30,000.00
Self-liquidating debt.
Other capital debt
TOTAL DEDUCTIONS	30,000.00
NET DEBT

Average Assessed Valuations

Real Property 1954-1955-1956..	\$618,376.00
Per Cent of Net Debt

CURRENT FINANCES DECEMBER 31, 1956

Cash	\$40,273.11
Taxes receivable	6,687.75
Tax title liens	351.42
Foreclosed property
Other receivables	139.98
State road aid receivable	5,166.91
Emergencies and deferred charges ..	526.76
TOTAL ASSETS	\$53,145.93

Cash liabilities	\$8,952.79
Reserves for receivables	7,179.15
Surplus revenue	37,013.99

TOTAL LIABILITIES AND SURPLUS \$53,145.93

GREENWICH TOWNSHIP—GLOUCESTER COUNTY

Population Census, 1950—3,152

Land Area 9.6 sq. mi.

Net Valuation Taxable \$17,433,559

EXPENDITURES AND REQUIRED PAYMENTS FOR 1956	
General Government	
Administrative and executive	\$25,340.00
Assessment and collection of taxes	3,985.00
Finance Department	1,825.00
Protection to Persons & Property	
Fire	17,850.00
Police	45,745.00
Other
Streets and Roads	
Repairs and maintenance	33,305.00
Street lighting	11,150.00
Sanitation	
Street cleaning
Garbage and ash removal	9,650.00
Sewers	2,500.00
Health and Charities	
Health service	15,800.00
Welfare—public assistance	2,740.00
Hospitals (aid and maintenance)
Other	1,070.00
Recreation	
Beaches and boardwalks
Parks and playgrounds
Other
Educational	
(Exclusive of school districts)
Unclassified Purposes	
(Including contingent)	3,600.00
SUB-TOTAL—Municipal functions..	\$174,560.00
Per Capita—Municipal functions	
Capital imp'ts and capital imp't fund	\$55.38
Debt Service	
Principal payments .	\$20,000.00
Interest payments ..	4,312.50
Total	24,312.50
Per Capita Debt Service	
	\$7.71
Deferred Charges and Statutory Expenditures	
Emergencies
Other deferred chgs.	\$24,296.21
Total	24,296.21
TOTAL—Municipal expenditures ...	\$332,613.15
Required Payments for Local School, County, and Special District Taxes	
	581,699.64
TOTAL EXPENDITURES AND REQUIRED PAYMENTS	\$914,312.79
Reserve for uncollected taxes	\$43,131.26
GRAND TOTAL—Budget	\$957,444.05
RECEIPTS AND REVENUES REALIZED IN 1956 TO MEET EXPENDITURES AND REQUIRED PAYMENTS	
Surplus revenue appropriated ..	\$50,000.00
Miscellaneous revenues realized ..	78,243.32
State aid revenues realized	8,239.40
Delinquent taxes including	
liens—1956 collections	10,201.25
Current taxes—1956 collections..	833,109.34
Emergency borrowings
TOTAL RECEIPTS AND REVENUES REALIZED	\$979,793.31

CAPITAL OUTLAY—1956

Beaches and boardwalks
Buildings and equipment	\$20,739.90
Parks and playgrounds
Sewers	215,137.58
Streets, roads and bridges
Water supply	5,031.74
Other

Tax rate	\$4.84
Local school tax rate	1.79
County tax rate	1.54
Local purpose tax rate	1.51

TAXES

Local school tax ...	\$312,496.41	
County taxes	269,203.23	
Special district taxes	
Local purpose levy	\$581,699.64
		260,939.46
Total tax levy (tax duplicate) ..		\$842,639.10

Per Capita Total Tax Levy **\$267.33**

Current

1956 taxes levied (total)	\$844,490.83
Collected in 1956	833,109.34
Per cent of levy collected in 1956 ...	98.65
Transferred to liens	72.47
Cancelled, abated or adjusted	252.20
Outstanding December 31, 1956 ..	\$11,056.82

All Prior Years Outstanding

Balance January 1, 1956	\$24,600.91
Collected in 1956	10,001.25
Balance December 31, 1956	\$14,599.66

Tax Title Liens Outstanding

Balance January 1, 1956	\$2,784.56
Redeemed by cash	200.00
Balance December 31, 1956	\$2,657.03

Property Acquired by Deed or Foreclosure

Balance January 1, 1956	\$2,483.00
Sale for cash	200.00
Balance December 31, 1956	\$2,483.00

CAPITAL DEBT, DECEMBER 31, 1956

Gross Debt	
School debt	\$613,000.00
Self-liquidating debt.	51,000.00
Other capital debt ..	410,000.00
TOTAL GROSS DEBT	\$1,074,000.00
Per Capita Gross Debt	
	\$340.74
Deductions for	
School debt	\$613,000.00
Self-liquidating debt.	51,000.00
Other capital debt
TOTAL DEDUCTIONS	664,000.00
NET DEBT	\$410,000.00

Average Assessed Valuations

Real Property 1954-1955-1956..	\$14,706,097.00
Per Cent of Net Debt	2.78

CURRENT FINANCES DECEMBER 31, 1956

Cash	\$154,495.58
Taxes receivable	25,656.48
Tax title liens	2,657.03
Foreclosed property	2,483.00
Other receivables	11,467.31
State road aid receivable	5,182.31
Emergencies and deferred charges ..	3,400.00
TOTAL ASSETS	\$205,341.71

Cash liabilities	\$7,605.62
Reserves for receivables	42,263.82
Surplus revenue	155,472.27

TOTAL LIABILITIES AND SURPLUS **\$205,341.71**

GREENWICH TOWNSHIP—WARREN COUNTY

Population Census, 1950—1,217

Land Area 11.1 sq. mi.

Net Valuation Taxable \$1,232,106

EXPENDITURES AND REQUIRED PAYMENTS FOR 1956

General Government	
Administrative and executive	\$4,000.00
Assessment and collection of taxes	1,650.00
Finance Department	300.00
Protection to Persons & Property	
Fire	2,500.00
Police	535.00
Other
Streets and Roads	
Repairs and maintenance	6,227.22
Street lighting	1,200.00
Sanitation	
Street cleaning
Garbage and ash removal
Sewers
Health and Charities	
Health service	718.00
Welfare—public assistance	100.00
Hospitals (aid and maintenance)	100.00
Other
Recreation	
Beaches and boardwalks
Parks and playgrounds	600.00
Other
Educational	
(Exclusive of school districts)
Unclassified Purposes	
(Including contingent)	100.00
SUB-TOTAL—Municipal functions..	\$18,030.22

Per Capita—Municipal functions	
Capital imp'ts and capital imp't fund	\$14.82
Debt Service	
Principal payments
Interest payments
Total
Per Capita Debt Service	
Deferred Charges and Statutory Expenditures	
Emergencies
Other deferred chgs.	\$300.00
Total	\$300.00

TOTAL—Municipal expenditures ..	\$18,330.22
--	--------------------

Required Payments for Local School, County, and Special District Taxes	69,774.13
---	------------------

TOTAL EXPENDITURES AND REQUIRED PAYMENTS	\$88,104.35
---	--------------------

Reserve for uncollected taxes	\$5,325.36
-------------------------------------	------------

GRAND TOTAL—Budget	\$93,429.71
---------------------------------	--------------------

RECEIPTS AND REVENUES REALIZED IN 1956 TO MEET EXPENDITURES AND REQUIRED PAYMENTS

Surplus revenue appropriated ..	\$6,038.58
Miscellaneous revenues realized ..	13,717.65
State aid revenues realized	1,622.00
Delinquent taxes including	
liens—1956 collections	4,092.38
Current taxes—1956 collections..	68,622.79
Emergency borrowings

TOTAL RECEIPTS AND REVENUES REALIZED	\$94,093.40
---	--------------------

CAPITAL OUTLAY—1956

Beaches and boardwalks
Buildings and equipment
Parks and playgrounds
Sewers
Streets, roads and bridges
Water supply
Other

Tax rate	\$5.67
Local school tax rate	4.19
County tax rate	1.48
Local purpose tax rate

TAXES

Local school tax ...	\$51,683.79
County taxes	18,090.34
Special district taxes

Local purpose levy	\$69,774.13
--------------------------	-------------

Total tax levy (tax duplicate) ..	\$69,774.13
--	--------------------

Per Capita Total Tax Levy	\$57.33
--	----------------

Current

1956 taxes levied (total)	\$71,031.20
Collected in 1956	68,622.79
Per cent of levy collected in 1956 ..	96.60
Transferred to liens
Cancelled, abated or adjusted	36.02
Outstanding December 31, 1956 ..	\$2,372.39

All Prior Years Outstanding

Balance January 1, 1956	\$5,571.11
Collected in 1956	4,092.38
Balance December 31, 1956	\$1,390.73

Tax Title Liens Outstanding

Balance January 1, 1956
Redeemed by cash
Balance December 31, 1956

Property Acquired by Deed or Foreclosure

Balance January 1, 1956
Sale for cash
Balance December 31, 1956

CAPITAL DEBT, DECEMBER 31, 1956

Gross Debt	
School debt
Self-liquidating debt.
Other capital debt

TOTAL GROSS DEBT
Per Capita Gross Debt

Deductions for

School debt
Self-liquidating debt.
Other capital debt

TOTAL DEDUCTIONS
-------------------------------	--------------

NET DEBT
-----------------------	--------------

Average Assessed Valuations

Real Property 1954-1955-1956..	\$1,084,613.00
Per Cent of Net Debt

CURRENT FINANCES DECEMBER 31, 1956

Cash	\$23,653.63
Taxes receivable	3,763.12
Tax title liens
Foreclosed property
Other receivables	338.28
State road aid receivable	6,215.19
Emergencies and deferred charges

TOTAL ASSETS	\$33,970.22
---------------------------	--------------------

Cash liabilities	\$13,898.32
Reserves for receivables	4,101.40
Surplus revenue	15,970.50

TOTAL LIABILITIES AND SURPLUS	\$33,970.22
--	--------------------

GUTTENBERG TOWN—HUDSON COUNTY

Population Census, 1950—5,566 Land Area 0.2 sq. mi. Net Valuation Taxable \$6,196,165

EXPENDITURES AND REQUIRED PAYMENTS FOR 1956	
General Government	
Administrative and executive	\$27,900.00
Assessment and collection of taxes	5,550.00
Finance Department	3,400.00
Protection to Persons & Property	
Fire	25,325.00
Police	66,625.00
Other
Streets and Roads	
Repairs and maintenance	14,500.00
Street lighting	6,500.00
Sanitation	
Street cleaning	15,755.00
Garbage and ash removal	15,479.93
Sewers	7,175.00
Health and Charities	
Health service	1,145.00
Welfare—public assistance	10,950.00
Hospitals (aid and maintenance)
Other
Recreation	
Beaches and boardwalks
Parks and playgrounds
Other	2,000.00
Educational	
(Exclusive of school districts)
Unclassified Purposes	
(Including contingent)	1,959.30
SUB-TOTAL—Municipal functions..	\$204,264.23
Per Capita—Municipal functions	
.....	\$36.70
Capital imp'ts and capital imp't fund	\$29,300.00
Debt Service	
Principal payments ..	\$3,000.00
Interest payments ..	985.00
Total	*3,985.00
Per Capita Debt Service	
.....	\$0.72
Deferred Charges and Statutory Expenditures	
Emergencies
Other deferred chgs. ..	\$14,704.00
Total	14,704.00
TOTAL—Municipal expenditures ..	\$252,253.23
Required Payments for Local School, County, and Special District Taxes	
.....	294,455.99
TOTAL EXPENDITURES AND REQUIRED PAYMENTS	\$546,709.22
Reserve for uncollected taxes	\$55,880.42
GRAND TOTAL—Budget	\$602,589.64
RECEIPTS AND REVENUES REALIZED IN 1956 TO MEET EXPENDITURES AND REQUIRED PAYMENTS	
Surplus revenue appropriated ..	\$45,000.00
Miscellaneous revenues realized ..	67,585.48
State aid revenues realized	32,500.00
Delinquent taxes including	
Liens—1956 collections	20,170.55
Current taxes—1956 collections..	\$440,997.91
Emergency borrowings
TOTAL RECEIPTS AND REVENUES REALIZED	\$606,253.94

Tax rate	\$7.48
Local school tax rate	2.22
County tax rate	2.55
Local purpose tax rate	2.71

TAXES	
Local school tax ...	\$137,680.03
County taxes	158,110.96
Special district taxes
Local purpose levy	\$295,790.99
.....	169,748.65
Total tax levy (tax duplicate) ..	\$465,539.64

Per Capita Total Tax Levy	
.....	\$83.64
Current	
1956 taxes levied (total)	\$466,896.95
Collected in 1956	440,997.91
Per cent of levy collected in 1956 ...	94.45
Transferred to liens
Cancelled, abated or adjusted	186.78
Outstanding December 31, 1956 ..	\$25,712.26

All Prior Years Outstanding	
Balance January 1, 1956	\$36,360.18
Collected in 1956	20,170.55
Balance December 31, 1956	\$16,189.63

Tax Title Liens Outstanding	
Balance January 1, 1956	\$496.28
Redeemed by cash
Balance December 31, 1956	\$496.28

Property Acquired by Deed or Foreclosure	
Balance January 1, 1956	\$39,760.00
Sale for cash	15,850.00
Balance December 31, 1956	\$6,960.00

CAPITAL DEBT, DECEMBER 31, 1956	
Gross Debt	
School debt	\$9,000.00
Self-liquidating debt
Other capital debt ..	34,000.00
TOTAL GROSS DEBT	\$43,000.00
Per Capita Gross Debt	\$7.73

Deductions for	
School debt	\$9,000.00
Self-liquidating debt
Other capital debt
TOTAL DEDUCTIONS	9,000.00
NET DEBT	\$34,000.00

Average Assessed Valuations	
Real Property 1954-1955-1956..	\$5,444,098.00
Per Cent of Net Debt	0.62

CURRENT FINANCES DECEMBER 31, 1956	
Cash	\$184,406.37
Taxes receivable	41,801.89
Tax title liens	496.28
Foreclosed property	6,960.00
Other receivables	2,231.52
State road aid receivable	124,372.60
Emergencies and deferred charges ..	2,650.00
TOTAL ASSETS	\$363,018.66
Cash liabilities	\$181,473.65
Reserves for receivables	51,589.69
Surplus revenue	129,955.32
TOTAL LIABILITIES AND SURPLUS	\$363,018.66

CAPITAL OUTLAY—1956	
Beaches and boardwalks
Buildings and equipment
Parks and playgrounds
Sewers
Streets, roads and bridges
Water supply
Other

* Includes \$1,335.00 Chapter VI School Debt Service.

HACKENSACK CITY—BERGEN COUNTY

Population Census, 1950—29,219 Land Area 4.0 sq. mi. Net Valuation Taxable \$56,253,111

EXPENDITURES AND REQUIRED PAYMENTS FOR 1956

General Government	
Administrative and executive	\$190,598.00
Assessment and collection of taxes	47,990.00
Finance Department	29,700.00
Protection to Persons & Property	
Fire	361,880.00
Police	495,275.00
Other
Streets and Roads	
Repairs and maintenance	202,020.00
Street lighting	40,400.00
Sanitation	
Street cleaning	35,290.00
Garbage and ash removal	150,325.00
Sewers	101,897.00
Health and Charities	
Health service	37,355.00
Welfare—public assistance	40,800.00
Hospitals (aid and maintenance)
Other
Recreation	
Beaches and boardwalks
Parks and playgrounds	43,300.00
Other	13,980.00
Educational (Exclusive of school districts) ..	
	88,000.00
Unclassified Purposes (Including contingent)	
	68,251.93
SUB-TOTAL—Municipal functions..	\$1,947,061.93

Per Capita—Municipal functions	\$66.64
Capital imp'ts and capital imp't fund	\$43,830.00
Debt Service	
Principal payments ..	\$446,000.00
Interest payments ..	109,542.25
Total	*555,542.25
Per Capita Debt Service	\$19.01
Deferred Charges and Statutory Expenditures	
Emergencies
Other deferred chgs. ..	\$176,501.00
Total	176,501.00

TOTAL—Municipal expenditures ... **\$2,722,935.18**

Required Payments for Local School, County, and Special District Taxes **1,964,411.71**

TOTAL EXPENDITURES AND REQUIRED PAYMENTS **\$4,687,346.89**

Reserve for uncollected taxes

GRAND TOTAL—Budget **\$4,844,220.89**

RECEIPTS AND REVENUES REALIZED IN 1956 TO MEET EXPENDITURES AND REQUIRED PAYMENTS

Surplus revenue appropriated ..	\$320,530.00
Miscellaneous revenues realized.	809,526.49
State aid revenues realized	46,244.05
Delinquent taxes including liens—1956 collections	115,714.26
Current taxes—1956 collections..	3,687,029.60
Emergency borrowings

TOTAL RECEIPTS AND REVENUES REALIZED **\$4,979,044.40**

CAPITAL OUTLAY—1956

Beaches and boardwalks
Buildings and equipment	\$91,200.87
Parks and playgrounds	1,209.61
Sewers
Streets, roads and bridges	57,443.42
Water supply
Other	142,720.50

Tax rate	\$6.66
Local school tax rate	3.05
County tax rate	0.72
Local purpose tax rate	2.89

TAXES

Local school tax	\$1,715,680.46
County taxes	405,651.75
Special district taxes
Local purpose levy	\$2,121,332.21
Total tax levy (tax duplicate) ..	\$3,770,372.21

Per Capita Total Tax Levy **\$129.04**

Current

1956 taxes levied (total)	\$3,822,312.72
Collected in 1956	3,687,029.60
Per cent of levy collected in 1956 ..	96.46
Transferred to liens	26.64
Cancelled, abated or adjusted	12,842.67
Outstanding December 31, 1956 ..	\$122,413.81

All Prior Years Outstanding

Balance January 1, 1956	\$123,942.06
Collected in 1956	115,714.26
Balance December 31, 1956	\$1,889.56

Tax Title Liens Outstanding

Balance January 1, 1956	\$124.61
Redeemed by cash
Balance December 31, 1956	\$66.60

Property Acquired by Deed or Foreclosure

Balance January 1, 1956	\$37,780.00
Sale for cash	122,500.00
Balance December 31, 1956	\$19,620.00

CAPITAL DEBT, DECEMBER 31, 1956

Gross Debt

School debt	\$2,697,000.00
Self-liquidating debt.
Other capital debt ..	2,327,885.00

TOTAL GROSS DEBT **\$5,024,885.00**

Per Capita Gross Debt **\$171.07**

Deductions for

School debt	\$2,697,000.00
Self-liquidating debt.
Other capital debt

TOTAL DEDUCTIONS **2,697,000.00**

NET DEBT **\$2,327,885.00**

Average Assessed Valuations

Real Property 1954-1955-1956.. **\$45,455,875.00**
Per Cent of Net Debt **5.12**

CURRENT FINANCES DECEMBER 31, 1956

Cash	\$719,717.48
Taxes receivable	124,303.37
Tax title liens	66.60
Foreclosed property	19,620.00
Other receivables	37,452.19
State road aid receivable
Emergencies and deferred charges

TOTAL ASSETS **\$901,159.64**

Cash liabilities	158,622.87
Reserves for receivables	181,442.16
Surplus revenue	561,094.61

TOTAL LIABILITIES AND SURPLUS **\$901,159.64**

* Includes \$156,920.50 Chapter VI School Debt Service.

HACKETTSTOWN TOWN—WARREN COUNTY

Population Census, 1950—3,894

Land Area 3.3 sq. mi.

Net Valuation Taxable \$5,156,457

EXPENDITURES AND REQUIRED PAYMENTS FOR 1956

General Government	
Administrative and executive	\$19,979.64
Assessment and collection of taxes	3,836.74
Finance Department	1,175.00
Protection to Persons & Property	
Fire	12,100.00
Police	29,700.00
Other
Streets and Roads	
Repairs and maintenance	33,100.00
Street lighting	9,100.00
Sanitation	
Street cleaning
Garbage and ash removal	400.00
Sewers
Health and Charities	
Health service	800.00
Welfare—public assistance	1,650.00
Hospitals (aid and maintenance)
Other
Recreation	
Beaches and boardwalks
Parks and playgrounds	250.00
Other	8,000.00
Educational (Exclusive of school districts) ..	
.....	5,900.00
Unclassified Purposes (Including contingent)	
.....	3,289.04
SUB-TOTAL—Municipal functions..	\$129,280.42

Per Capita—Municipal functions	\$33.20
Capital imp'ts and capital imp't fund	\$3,114.87
Debt Service	
Principal payments ..	\$11,000.00
Interest payments ..	1,400.00
Total	12,400.00
Per Capita Debt Service	\$3.18
Deferred Charges and Statutory Expenditures	
Emergencies	\$2,500.00
Other deferred chgs.	8,770.76
Total	11,270.76
TOTAL—Municipal expenditures ...	\$156,066.05

Required Payments for Local School, County, and Special District Taxes	228,217.47
---	-------------------

TOTAL EXPENDITURES AND REQUIRED PAYMENTS

.....	\$384,283.52
Reserve for uncollected taxes	\$36,675.33
GRAND TOTAL—Budget	\$420,958.85

RECEIPTS AND REVENUES REALIZED IN 1956 TO MEET EXPENDITURES AND REQUIRED PAYMENTS

Surplus revenue appropriated ..	\$15,000.00
Miscellaneous revenues realized ..	50,103.65
State aid revenues realized	9,190.56
Delinquent taxes including	
liens—1956 collections	34,197.42
Current taxes—1956 collections ..	316,061.20
Emergency borrowings
TOTAL RECEIPTS AND REVENUES REALIZED	\$424,552.83

CAPITAL OUTLAY—1956

Beaches and boardwalks
Buildings and equipment
Parks and playgrounds
Sewers
Streets, roads and bridges	\$34,559.59
Water supply	36,027.14
Other

Tax rate	\$6.57
Local school tax rate	3.32
County tax rate	1.10
Local purpose tax rate	2.15

TAXES

Local school tax ...	\$171,284.73	
County taxes	56,932.74	
Special district taxes	
Local purpose levy	\$228,217.47
.....	114,412.09
Total tax levy (tax duplicate)	\$342,629.56
Per Capita Total Tax Levy	\$87.90

Current

1956 taxes levied (total)	\$344,726.26
Collected in 1956	316,061.20
Per cent of levy collected in 1956 ...	91.68
Transferred to liens	13.14
Cancelled, abated or adjusted	72.27
Outstanding December 31, 1956 ..	\$28,579.65

All Prior Years Outstanding

Balance January 1, 1956	\$38,882.70
Collected in 1956	34,197.42
Balance December 31, 1956	\$3,877.89

Tax Title Liens Outstanding

Balance January 1, 1956	\$73.33
Redeemed by cash
Balance December 31, 1956	\$86.47

Property Acquired by Deed or Foreclosure

Balance January 1, 1956	\$400.00
Sale for cash	9,500.00
Balance December 31, 1956

CAPITAL DEBT, DECEMBER 31, 1956

Gross Debt	
School debt	\$160,000.00
Self-liquidating debt ..	165,500.00
Other capital debt ..	73,430.00
TOTAL GROSS DEBT	\$398,930.00
Per Capita Gross Debt	\$102.45

Deductions for

School debt	\$160,000.00
Self-liquidating debt ..	165,500.00
Other capital debt ..	24,000.00
TOTAL DEDUCTIONS	349,500.00
NET DEBT	\$49,430.00

Average Assessed Valuations

Real Property 1954-1955-1956 ..	\$4,533,041.00
Per Cent of Net Debt	1.09

CURRENT FINANCES DECEMBER 31, 1956

Cash	\$76,642.35
Taxes receivable	32,457.54
Tax title liens	86.47
Foreclosed property
Other receivables	961.38
State road aid receivable
Emergencies and deferred charges ..	1,729.58
TOTAL ASSETS	\$111,877.32

Cash liabilities	\$16,296.05
Reserves for receivables	33,505.39
Surplus revenue	62,075.88

TOTAL LIABILITIES AND SURPLUS

\$111,877.32

HADDON TOWNSHIP—CAMDEN COUNTY

Population Census, 1950—12,379 Land Area 2.99 sq. mi. Net Valuation Taxable \$16,134,316

EXPENDITURES AND RE-REQUIRED PAYMENTS FOR 1956	
General Government	
Administrative and executive	\$44,077.00
Assessment and collection of taxes	20,706.00
Finance Department
Protection to Persons & Property	
Fire	16,040.00
Police	87,200.00
Other
Streets and Roads	
Repairs and maintenance	35,846.00
Street lighting	20,585.00
Sanitation	
Street cleaning	900.00
Garbage and ash removal	49,252.00
Sewers
Health and Charities	
Health service	5,260.00
Welfare—public assistance	570.00
Hospitals (aid and maintenance)
Other
Recreation	
Benches and boardwalks
Parks and playgrounds	5,157.00
Other	4,695.00
Educational	
(Exclusive of school districts) ..	132.00
Unclassified Purposes	
(Including contingent)	900.00
SUB-TOTAL—Municipal functions..	\$291,320.00

Per Capita—Municipal functions		\$23.53
Capital imp'ts and capital imp't fund	\$20,455.00	
Debt Service		
Principal payments ..	\$61,000.00	
Interest payments ..	27,296.00	
Total	88,296.00	
Per Capita Debt Service		\$7.13
Deferred Charges and Statutory Expenditures		
Emergencies	\$6,267.00	
Other deferred chgs.	38,889.80	
Total	45,156.80	
TOTAL—Municipal expenditures ..	\$445,227.80	

Required Payments for Local School, County, and Special District Taxes		914,250.99
---	--	-------------------

TOTAL EXPENDITURES AND REQUIRED PAYMENTS	\$1,359,478.79
---	-----------------------

Reserve for uncollected taxes	\$57,568.20
-------------------------------------	-------------

GRAND TOTAL—Budget	\$1,417,046.99
---------------------------------	-----------------------

RECEIPTS AND REVENUES REALIZED IN 1956 TO MEET EXPENDITURES AND RE-REQUIRED PAYMENTS	
Surplus revenue appropriated ..	\$125,000.00
Miscellaneous revenues realized.	207,662.37
State aid revenues realized	7,868.08
Delinquent taxes including	
liens—1956 collections	32,595.96
Current taxes—1956 collections..	1,113,758.72
Emergency borrowings
TOTAL RECEIPTS AND REVENUES REALIZED	\$1,486,885.13

CAPITAL OUTLAY—1956	
Beaches and boardwalks
Buildings and equipment
Parks and playgrounds	\$47,915.81
Sewers	351,682.09
Streets, roads and bridges	35,657.61
Water supply	83,808.40
Other

Tax rate	\$6.80
Local school tax rate	3.33
County tax rate	2.14
Local purpose tax rate	1.33

TAXES

Local school tax ..	\$537,807.14	
County taxes	345,950.24	
Special district taxes	30,493.61	
Local purpose levy	212,000.00	
Total tax levy (tax duplicate) ..	\$1,126,250.99	

Per Capita Total Tax Levy	90.98
--	--------------

Current	
1956 taxes levied (total)	\$1,145,806.45
Collected in 1956	1,113,758.72
Per cent of levy collected in 1956 ..	97.20
Transferred to liens	70.67
Cancelled, abated or adjusted	2,249.81
Outstanding December 31, 1956 ..	\$29,727.25

All Prior Years Outstanding	
Balance January 1, 1956	\$34,125.78
Collected in 1956	32,595.96
Balance December 31, 1956	\$2,038.51

Tax Title Liens Outstanding	
Balance January 1, 1956	\$262.39
Redeemed by cash
Balance December 31, 1956	\$359.30

Property Acquired by Deed or Foreclosure	
Balance January 1, 1956	\$69,011.50
Sale for cash	20,720.00
Balance December 31, 1956	\$48,291.50

CAPITAL DEBT, DECEMBER 31, 1956

Gross Debt	
School debt	\$1,383,000.00
Self-liquidating debt. ..	1,331,899.00
Other capital debt ..	741,972.00

TOTAL GROSS DEBT \$3,456,871.00

Per Capita Gross Debt \$279.25

Deductions for	
School debt	\$932,814.00
Self-liquidating debt. ..	1,331,899.00
Other capital debt ..	37,857.00

TOTAL DEDUCTIONS 2,302,570.00

NET DEBT \$1,154,301.00

Average Assessed Valuations	
Real Property 1954-1955-1956..	\$15,546,898.00
Per Cent of Net Debt	7.42

CURRENT FINANCES DECEMBER 31, 1956

Cash	\$468,052.99
Taxes receivable	31,765.76
Tax title liens	359.30
Foreclosed property	48,291.50
Other receivables	172,520.90
State road aid receivable	7,200.00
Emergencies and deferred charges ..	1,500.00

TOTAL ASSETS \$729,690.45

Cash liabilities	\$71,646.26
Reserves for receivables	252,937.46
Surplus revenue	405,106.73

TOTAL LIABILITIES AND SURPLUS \$729,690.45

HADDONFIELD BOROUGH—CAMDEN COUNTY

Population Census, 1950—10,495

Land Area 2.36 sq. mi.

Neta Valuation Taxable \$16,878,913

EXPENDITURES AND REQUIRED PAYMENTS FOR 1956

General Government	
Administrative and executive	\$57,594.22
Assessment and collection of taxes	23,986.20
Finance Department
Protection to Persons & Property	
Fire	29,845.59
Police	144,131.64
Other
Streets and Roads	
Repairs and maintenance	24,487.97
Street lighting	20,232.24
Sanitation	
Street cleaning
Garbage and ash removal	54,253.07
Sewers
Health and Charities	
Health service	4,305.07
Welfare—public assistance	1,847.35
Hospitals (aid and maintenance)
Other
Recreation	
Beaches and boardwalks
Parks and playgrounds
Other
Educational	
(Exclusive of school districts) ..	25,737.03
Unclassified Purposes	
(Including contingent)	12,293.16
SUB-TOTAL—Municipal functions..	\$398,713.54

Per Capita—Municipal functions	\$37.99
Capital imp'ts and capital imp't fund	\$50,213.07
Debt Service	
Principal payments ..	\$124,000.00
Interest payments ..	16,746.13
Total	140,746.13
Per Capita Debt Service	\$13.41
Deferred Charges and Statutory Expenditures	
Emergencies
Other deferred chgs	\$25,470.68
Total	25,470.68

TOTAL—Municipal expenditures ...	\$615,143.42
---	---------------------

Required Payments for Local School, County, and Special District Taxes	905,782.30
---	-------------------

TOTAL EXPENDITURES AND REQUIRED PAYMENTS	\$1,520,925.72
Reserve for uncollected taxes	\$55,999.00

GRAND TOTAL—Budget	\$1,576,924.72
---------------------------------	-----------------------

RECEIPTS AND REVENUES REALIZED IN 1956 TO MEET EXPENDITURES AND REQUIRED PAYMENTS

Surplus revenue appropriated ..	\$75,000.00
Miscellaneous revenues realized ..	189,799.92
State aid revenues realized	9,684.00
Delinquent taxes including
liens—1956 collections	52,774.60
Current taxes—1956 collections..	1,264,154.11
Emergency borrowings
TOTAL RECEIPTS AND REVENUES REALIZED	\$1,591,412.63

CAPITAL OUTLAY—1956

Beaches and boardwalks
Buildings and equipment
Parks and playgrounds
Sewers
Streets, roads and bridges
Water supply	\$98,572.16
Other	71,530.75

Tax rate	\$7.70
Local school tax rate	3.29
County tax rate	2.08
Local purpose tax rate	2.33

TAXES

Local school tax ...	\$555,105.86	
County taxes	350,676.44	
Special district taxes	
Local purpose levy	\$905,782.30
Total tax levy (tax duplicate) ..	\$1,302,782.30	

Per Capita Total Tax Levy	\$124.13
--	-----------------

Current

1956 taxes levied (total)	\$1,317,485.47
Collected in 1956	1,264,154.11
Per cent of levy collected in 1956 ...	95.95
Transferred to liens
Cancelled, abated or adjusted	3,053.55
Outstanding December 31, 1956 ..	\$50,277.81

All Prior Years Outstanding

Balance January 1, 1956	\$52,907.56
Collected in 1956	52,774.60
Balance December 31, 1956

Tax Title Liens Outstanding

Balance January 1, 1956
Redeemed by cash
Balance December 31, 1956

Property Acquired by Deed or Foreclosure

Balance January 1, 1956	\$16,450.00
Sale for cash
Balance December 31, 1956	\$16,450.00

CAPITAL DEBT, DECEMBER 31, 1956

Gross Debt	
School debt	\$850,000.00
Self-liquidating debt ..	191,000.00
Other capital debt ..	\$67,500.00
TOTAL GROSS DEBT	\$1,908,500.00
Per Capita Gross Debt	\$181.85

Deductions for

School debt	\$850,000.00
Self-liquidating debt ..	191,000.00
Other capital debt
TOTAL DEDUCTIONS	1,041,000.00
NET DEBT	\$867,500.00

Average Assessed Valuations

Real Property 1954-1955-1956..	\$15,001,021.00
Per Cent of Net Debt	5.78

CURRENT FINANCES DECEMBER 31, 1956

Cash	\$485,215.08
Taxes receivable	50,277.81
Tax title liens
Foreclosed property	16,450.00
Other receivables	341.64
State road aid receivable	9,684.00
Emergencies and deferred charges ..	13,500.00
TOTAL ASSETS	\$575,468.53

Cash liabilities	\$356,076.84
Reserves for receivables	67,069.45
Surplus revenue	152,322.24

TOTAL LIABILITIES AND SURPLUS	\$575,468.53
--	---------------------

HADDON HEIGHTS BOROUGH—CAMDEN COUNTY

Population Census, 1950—7,287

Land Area 1.52 sq. mi.

Net Valuation Taxable \$8,455,340

EXPENDITURES AND REQUIRED PAYMENTS FOR 1956

General Government	
Administrative and executive . . .	\$34,150.00
Assessment and collection of taxes	10,910.00
Finance Department
Protection to Persons & Property	
Fire	17,100.00
Police	68,750.00
Other
Streets and Roads	
Repairs and maintenance	31,700.00
Street lighting	16,300.00
Sanitation	
Street cleaning
Garbage and ash removal	21,900.00
Sewers	26,700.00
Health and Charities	
Health service	4,700.00
Welfare—public assistance	850.00
Hospitals (aid and maintenance)
Other
Recreation	
Beaches and boardwalks
Parks and playgrounds	4,200.00
Other
Educational	
(Exclusive of school districts)	9,550.00
Unclassified Purposes	
(Including contingent)	8,750.00
SUB-TOTAL—Municipal functions..	\$255,560.00

Per Capita—Municipal functions	\$35.07
Capital imp'ts and capital imp't fund	\$5,000.00
Debt Service	
Principal payments	\$47,000.00
Interest payments	11,351.50
Total	58,351.50
Per Capita Debt Service	\$8.01
Deferred Charges and Statutory Expenditures	
Emergencies
Other deferred chgs.	\$12,911.00
Total	12,911.00
TOTAL—Municipal expenditures . . .	\$331,822.50

Required Payments for Local School, County, and Special District Taxes	493,376.98
---	-------------------

TOTAL EXPENDITURES AND REQUIRED PAYMENTS

\$825,199.48	
Reserve for uncollected taxes	\$26,063.23
GRAND TOTAL—Budget	\$851,262.71

RECEIPTS AND REVENUES REALIZED IN 1956 TO MEET EXPENDITURES AND REQUIRED PAYMENTS

Surplus revenue appropriated	\$60,000.00
Miscellaneous revenues realized	112,069.18
State aid revenues realized	6,520.94
Delinquent taxes including	
liens—1956 collections	11,012.94
current taxes—1956 collections..	671,064.24
Emergency borrowings
TOTAL RECEIPTS AND REVENUES REALIZED	\$860,667.30

CAPITAL OUTLAY—1956

Beaches and boardwalks
Buildings and equipment
Parks and playgrounds
Sewers
Streets, roads and bridges
Water supply
Other	\$11,969.05

Tax rate	\$8.00
Local school tax rate	3.53
County tax rate	2.30
Local purpose tax rate	2.17

TAXES

Local school tax	\$298,690.07
County taxes	194,686.91
Special district taxes
Local purpose levy	\$493,376.98
	182,589.81
Total tax levy (tax duplicate) ..	\$675,966.79

Per Capita Total Tax Levy	\$92.76
--	----------------

Current

1956 taxes levied (total)	\$680,416.88
Collected in 1956	671,064.24
Per cent of levy collected in 1956	98.62
Transferred to liens	425.60
Cancelled, abated or adjusted	2,553.00
Outstanding December 31, 1956 ..	\$6,374.04

All Prior Years Outstanding

Balance January 1, 1956	\$13,134.31
Collected in 1956	10,717.89
Balance December 31, 1956	\$1,619.28

Tax Title Liens Outstanding

Balance January 1, 1956	\$553.08
Redeemed by cash	295.05
Balance December 31, 1956	\$703.08

Property Acquired by Deed or Foreclosure

Balance January 1, 1956	\$41,530.00
Sale for cash	6,075.00
Balance December 31, 1956	\$41,350.00

CAPITAL DEBT, DECEMBER 31, 1956

Gross Debt	
School debt	\$802,000.00
Self-liquidating debt.
Other capital debt	354,000.00

TOTAL GROSS DEBT	\$1,156,000.00
Per Capita Gross Debt	\$158.64

Deductions for

School debt	\$636,337.00
Self-liquidating debt.
Other capital debt

TOTAL DEDUCTIONS	636,337.00
NET DEBT	\$519,663.00

Average Assessed Valuations

Real Property 1954-1955-1956..	\$7,954,208.00
Per Cent of Net Debt	6.53

CURRENT FINANCES DECEMBER 31, 1956

Cash	\$255,196.15
Taxes receivable	7,993.32
Tax title liens	703.08
Foreclosed property	41,350.00
Other receivables	19,814.67
State road aid receivable	1,500.08
Emergencies and deferred charges ..	2,500.00
TOTAL ASSETS	\$329,057.30

Cash liabilities	\$167,924.86
Reserves for receivables	69,861.07
Surplus revenue	91,271.37

TOTAL LIABILITIES AND SURPLUS	\$329,057.30
--	---------------------

HAINESPORT TOWNSHIP—BURLINGTON COUNTY

Population Census, 1950—1,793

Land Area 6.68 sq. mi.

Net Valuation Taxable \$1,181,888

EXPENDITURES AND REQUIRED PAYMENTS FOR 1956

General Government	
Administrative and executive	\$7,719.86
Assessment and collection of taxes	3,070.00
Finance Department	445.00
Protection to Persons & Property	
Fire	1,871.00
Police	5,440.00
Other
Streets and Roads	
Repairs and maintenance	11,930.00
Street lighting	3,150.00
Sanitation	
Street cleaning
Garbage and ash removal	3,705.00
Sewers
Health and Charities	
Health service	145.00
Welfare—public assistance	590.00
Hospitals (aid and maintenance)
Other
Recreation	
Beaches and boardwalks
Parks and playgrounds
Other
Educational (Exclusive of school districts) ..	
.....
Unclassified Purposes (Including contingent)	
.....
SUB-TOTAL—Municipal functions..	\$38,065.86

Per Capita—Municipal functions	\$21.23
Capital imp'ts and capital imp't fund	\$7,000.00
Debt Service	
Principal payments
Interest payments
Total

Per Capita Debt Service	
Deferred Charges and Statutory Expenditures	
Emergencies	\$400.00
Other deferred chgs.	2,400.00
Total	2,800.00

TOTAL—Municipal expenditures ... \$47,865.86
Required Payments for Local School, County, and Special District Taxes 119,144.35
TOTAL EXPENDITURES AND REQUIRED PAYMENTS \$167,010.21

Reserve for uncollected taxes \$32,145.00

GRAND TOTAL—Budget \$199,155.21
RECEIPTS AND REVENUES REALIZED IN 1956 TO MEET EXPENDITURES AND REQUIRED PAYMENTS

Miscellaneous revenue appropriated ..	\$24,000.00
Miscellaneous revenues realized	28,828.93
State aid revenues realized	8,576.00
Delinquent taxes including	
liens—1956 collections	21,356.55
Current taxes—1956 collections..	109,489.22
Emergency borrowings
TOTAL RECEIPTS AND REVENUES REALIZED	\$192,250.70

CAPITAL OUTLAY—1956

Beaches and boardwalks
Buildings and equipment
Parks and playgrounds
Sewers
Streets, roads and bridges	\$1,037.71
Water supply
Other

Tax rate	\$11.16
Local school tax rate	7.42
County tax rate	2.66
Local purpose tax rate	1.08

TAXES

Local school tax ...	\$87,689.53	
County taxes	31,454.82	
Special district taxes	
Local purpose levy	\$119,144.35
		12,500.00
Total tax levy (tax duplicate) ..		\$131,644.35

Per Capita Total Tax Levy \$73.42
Current

1956 taxes levied (total)	\$133,194.70
Collected in 1956	109,489.22
Per cent or levy collected in 1956 ...	82.20
Transferred to liens
Cancelled, abated or adjusted
Outstanding December 31, 1956 ..	\$23,705.48

All Prior Years Outstanding

Balance January 1, 1956	\$24,093.13
Collected in 1956	21,270.21
Balance December 31, 1956	\$2,822.92

Tax Title Liens Outstanding

Balance January 1, 1956	\$1,533.44
Redeemed by cash	86.34
Balance December 31, 1956	\$1,447.10

Property Acquired by Deed or Foreclosure

Balance January 1, 1956	\$308.00
Sale for cash	310.00
Balance December 31, 1956	\$307.00

CAPITAL DEBT, DECEMBER 31, 1956
Gross Debt

School debt	\$325,918.00	
Self-liquidating debt	
Other capital debt	
TOTAL GROSS DEBT	\$325,918.00	

Per Capita Gross Debt \$181.77
Deductions for

School debt	\$245,337.00
Self-liquidating debt
Other capital debt
TOTAL DEDUCTIONS	245,337.00

NET DEBT \$80,581.00
Average Assessed Valuations

Real Property 1954-1955-1956..	\$1,040,322.00
Per Cent of Net Debt	7.74

CURRENT FINANCES DECEMBER 31, 1956

Cash	\$70,915.18
Taxes receivable	26,528.40
Tax title liens	1,447.10
Foreclosed property	307.00
Other receivables	2,335.58
State road aid receivable	6,064.24
Emergencies and deferred charges ..	510.86
TOTAL ASSETS	\$108,108.36

Cash liabilities	\$14,011.15
Reserves for receivables	30,618.08
Surplus revenue	63,479.13
TOTAL LIABILITIES AND SURPLUS	\$108,108.36

HALEDON BOROUGH—PASSAIC COUNTY

Population Census, 1950—6,204 Land Area 1.3 sq. mi. Net Valuation Taxable \$7,531,675

EXPENDITURES AND RE-REQUIRED PAYMENTS FOR 1956	
General Government	
Administrative and executive	\$18,050.00
Assessment and collection of taxes	7,700.00
Finance Department	550.00
Protection to Persons & Property	
Fire	12,155.00
Police	30,600.00
Other
Streets and Roads	
Repairs and maintenance	21,400.00
Street lighting	3,800.00
Sanitation	
Street cleaning
Garbage and ash removal	13,320.00
Sewers	20,844.99
Health and Charities	
Health service	4,560.00
Welfare—public assistance	1,525.00
Hospitals (aid and maintenance)	750.00
Other
Recreation	
Beaches and boardwalks
Parks and playgrounds
Other	6,825.00
Educational (Exclusive of school districts) ..	
.....
Unclassified Purposes (Including contingent)	
.....	3,520.01
SUB-TOTAL—Municipal functions..	\$145,600.00
Per Capita—Municipal functions	
.....	\$23.47
Capital imp'ts and capital imp't fund	\$22,800.00
Debt Service	
Principal payments ..	\$38,000.00
Interest payments ..	10,456.50
Total	48,456.50
Per Capita Debt Service	
.....	\$7.81
Deferred Charges and Statutory Expenditures	
Emergencies	\$1,000.00
Other deferred chgs.	4,050.00
Total	5,050.00
TOTAL—Municipal expenditures ...	\$221,906.50
Required Payments for Local School, County, and Special District Taxes	
.....	346,494.67
TOTAL EXPENDITURES AND REQUIRED PAYMENTS	\$568,401.17
Reserve for uncollected taxes	\$31,137.80
GRAND TOTAL—Budget	\$599,538.97
RECEIPTS AND REVENUES REALIZED IN 1956 TO MEET EXPENDITURES AND RE-REQUIRED PAYMENTS	
Surplus revenue appropriated ..	\$44,000.00
Miscellaneous revenues realized.	98,157.21
State aid revenues realized	17,036.00
Delinquent taxes including	
liens—1956 collections	9,079.74
Current taxes—1956 collections..	442,867.79
Emergency borrowings
TOTAL RECEIPTS AND REVENUES REALIZED	\$611,140.74

CAPITAL OUTLAY—1956

Beaches and boardwalks
Buildings and equipment	\$236.73
Parks and playgrounds
Sewers
Streets, roads and bridges	8,210.01
Water supply	5,288.44
Other

Tax rate	\$5.96
Local school tax rate	3.26
County tax rate	1.34
Local purpose tax rate	1.36

TAXES

Local school tax ...	\$245,875.11
County taxes	100,619.56
Special district taxes
Local purpose levy	\$346,494.67
.....	104,830.64
Total tax levy (tax duplicate) ..	<u>\$451,325.31</u>

Per Capita Total Tax Levy **\$72.75**

Current

1956 taxes levied (total)	\$452,875.53
Collected in 1956	442,867.79
Per cent of levy collected in 1956 ...	97.79
Transferred to liens
Cancelled, abated or adjusted	543.71
Outstanding December 31, 1956 ..	<u>\$9,464.03</u>

All Prior Years Outstanding

Balance January 1, 1956	\$11,268.79
Collected in 1956	9,079.74
Balance December 31, 1956	<u>\$2,189.05</u>

Tax Title Liens Outstanding

Balance January 1, 1956
Redeemed by cash
Balance December 31, 1956	<u>.....</u>

Property Acquired by Deed or Foreclosure

Balance January 1, 1956	\$17,000.00
Sale for cash
Balance December 31, 1956	<u>\$17,000.00</u>

CAPITAL DEBT, DECEMBER 31, 1956

Gross Debt

School debt
Self-liquidating debt. ..	\$256,925.00
Other capital debt ..	95,488.00

TOTAL GROSS DEBT **\$352,413.00**

Per Capita Gross Debt **\$56.80**

Deductions for

School debt
Self-liquidating debt. ..	\$256,925.00
Other capital debt

TOTAL DEDUCTIONS **256,925.00**

NET DEBT **\$95,488.00**

Average Assessed Valuations

Real Property 1954-1955-1956..	\$6,985,492.00
Per Cent of Net Debt	1.36

CURRENT FINANCES DECEMBER 31, 1956

Cash	\$106,801.53
Taxes receivable	11,653.08
Tax title liens
Foreclosed property	17,000.00
Other receivables	17,351.87
State road aid receivable	14,500.00
Emergencies and deferred charges
TOTAL ASSETS	\$167,306.48

Cash liabilities	\$27,129.21
Reserves for receivables	46,004.95
Surplus revenue	94,172.32
TOTAL LIABILITIES AND SURPLUS	\$167,306.48

HAMBURG BOROUGH—SUSSEX COUNTY

Population Census, 1950—1,305

Land Area 1.2 sq. mi.

Net Valuation Taxable \$747,418

EXPENDITURES AND REQUIRED PAYMENTS FOR 1956

General Government		
Administrative and executive	\$4,250.00	
Assessment and collection of taxes	1,350.00	
Finance Department	50.00	
Protection to Persons & Property		
Fire	4,495.00	
Police	965.00	
Other	
Streets and Roads		
Repairs and maintenance	5,680.00	
Street lighting	2,500.00	
Sanitation		
Street cleaning	
Garbage and ash removal	975.00	
Sewers	
Health and Charities		
Health service	580.00	
Welfare—public assistance	125.00	
Hospitals (aid and maintenance)	
Other	
Recreation		
Beaches and boardwalks	
Parks and playgrounds	100.00	
Other	100.00	
Educational (Exclusive of school districts)
Unclassified Purposes (Including contingent)		150.00
SUB-TOTAL—Municipal functions..	\$21,320.00	

Per Capita—Municipal functions	\$16.34
Capital imp'ts and capital imp't fund	\$1,700.00
Debt Service	
Principal payments
Interest payments
Total
Per Capita Debt Service
Deferred Charges and Statutory Expenditures	
Emergencies
Other deferred chgs.	\$225.39
Total	225.39

TOTAL—Municipal expenditures ..	\$23,245.39
Required Payments for Local School, County, and Special District Taxes	63,946.45
TOTAL EXPENDITURES AND REQUIRED PAYMENTS	\$87,191.84
Reserve for uncollected taxes	\$8,749.51
GRAND TOTAL—Budget	\$95,941.35

RECEIPTS AND REVENUES REALIZED IN 1956 TO MEET EXPENDITURES AND REQUIRED PAYMENTS	
Surplus revenue appropriated ..	\$11,000.00
Miscellaneous revenues realized. ..	9,410.88
State aid revenues realized	2,484.00
Delinquent taxes including liens—1956 collections ..	6,915.53
Current taxes—1956 collections..	66,974.49
Emergency borrowings
TOTAL RECEIPTS AND REVENUES REALIZED	\$96,784.90

CAPITAL OUTLAY—1956

Beaches and boardwalks
Buildings and equipment
Parks and playgrounds
Sewers
Streets, roads and bridges
Water supply	\$6,158.38
Other

Tax rate	\$9.53
Local school tax rate	6.32
County tax rate	2.23
Local purpose tax rate	0.98

TAXES

Local school tax ..	\$47,262.20	\$63,946.45
County taxes	16,684.25	8,735.51
Special district taxes
Local purpose levy	\$63,946.45
Total tax levy (tax duplicate)	\$72,681.96
Per Capita Total Tax Levy	\$55.69

Current	
1956 taxes levied (total)	\$72,681.96
Collected in 1956	66,974.49
Per cent of levy collected in 1956 ...	92.14
Transferred to liens
Cancelled, abated or adjusted	290.36
Outstanding December 31, 1956 ..	\$5,417.11

All Prior Years Outstanding	
Balance January 1, 1956	\$7,204.15
Collected in 1956	6,915.53
Balance December 31, 1956	\$288.62

Tax Title Liens Outstanding	
Balance January 1, 1956
Redeemed by cash
Balance December 31, 1956

Property Acquired by Deed or Foreclosure	
Balance January 1, 1956
Sale for cash
Balance December 31, 1956

CAPITAL DEBT, DECEMBER 31, 1956

Gross Debt	
School debt
Self-liquidating debt. ..	\$31,500.00
Other capital debt
TOTAL GROSS DEBT	\$31,500.00
Per Capita Gross Debt	\$24.14

Deductions for	
School debt
Self-liquidating debt. ..	\$31,500.00
Other capital debt
TOTAL DEDUCTIONS	31,500.00
NET DEBT

Average Assessed Valuations	
Real Property 1954-1955-1956..	\$694,647.00
Per Cent of Net Debt

CURRENT FINANCES DECEMBER 31, 1956

Cash	\$61,125.02
Taxes receivable	5,705.73
Tax title liens
Foreclosed property
Other receivables	28.10
State road aid receivable ..	19,790.13
Emergencies and deferred charges
TOTAL ASSETS	\$86,648.98

Cash liabilities	\$32,532.46
Reserves for receivables	5,733.83
Surplus revenue	48,382.69
TOTAL LIABILITIES AND SURPLUS	\$86,648.98

HAMILTON TOWNSHIP—ATLANTIC COUNTY

Population Census, 1950—3,774 Land Area 115.05 sq. mi. Net Valuation Taxable \$3,663,810

EXPENDITURES AND RE-REQUIRED PAYMENTS FOR 1956	
General Government	
Administrative and executive	\$38,650.00
Assessment and collection of taxes	28,111.10
Finance Department	1,700.00
Protection to Persons & Property	
Fire	6,000.00
Police	20,160.00
Other
Streets and Roads	
Repairs and maintenance	58,854.00
Street lighting	8,225.00
Sanitation	
Street cleaning
Garbage and ash removal	1,200.00
Sewers
Health and Charities	
Health service	1,490.00
Welfare—public assistance	8,695.00
Hospitals (aid and maintenance) ..	750.00
Other	550.00
Recreation	
Beaches and boardwalks
Parks and playgrounds	2,400.00
Other
Educational	
(Exclusive of school districts) ..	1,100.00
Unclassified Purposes	
(Including contingent)	300.00
SUB-TOTAL—Municipal functions..	\$178,185.10

Per Capita—Municipal functions	\$47.21
Capital imp'ts and capital imp't fund	\$19,444.44
Debt Service	
Principal payments ..	\$8,000.00
Interest payments ..	4,460.00
Total	12,460.00
Per Capita Debt Service	\$3.30
Deferred Charges and Statutory Expenditures	
Emergencies	\$15,200.00
Other deferred chgs.	3,000.00
Total	18,200.00
TOTAL—Municipal expenditures ...	\$228,289.54

Required Payments for Local School, County, and Special District Taxes	301,287.51
TOTAL EXPENDITURES AND RE-REQUIRED PAYMENTS	\$529,577.05
Reserve for uncollected taxes	\$64,940.95
GRAND TOTAL—Budget	\$594,518.00

RECEIPTS AND REVENUES REALIZED IN 1956 TO MEET EXPENDITURES AND RE-REQUIRED PAYMENTS	
Surplus revenue appropriated ..	\$55,000.00
Miscellaneous revenues realized.	122,417.63
State aid revenues realized	9,117.00
Delinquent taxes including	
liens—1956 collections	30,744.64
Current taxes—1956 collections..	363,024.37
Emergency borrowings
TOTAL RECEIPTS AND REVENUES REALIZED	\$580,303.64

CAPITAL OUTLAY—1956	
Beaches and boardwalks
Buildings and equipment
Parks and playgrounds
Sewers
Streets, roads and bridges	\$7,247.80
Water supply
Other

Tax rate	\$11.42
Local school tax rate	5.65
County tax rate	2.57
Local purpose tax rate	3.20
TAXES	
Local school tax ...	\$206,982.12
County taxes	94,305.39
Special district taxes
Local purpose levy	\$301,287.51
	118,004.49
Total tax levy (tax duplicate) ..	\$419,292.00
Per Capita Total Tax Levy	\$111.10
Current	
1956 taxes levied (total)	\$423,304.80
Collected in 1956	363,024.37
Per cent of levy col-lected in 1956 ...	85.75
Transferred to liens	9,871.46
Cancelled, abated or adjusted	623.14
Outstanding December 31, 1956 ..	\$49,785.83
All Prior Years Outstanding	
Balance January 1, 1956	\$27,446.95
Collected in 1956	26,889.67
Balance December 31, 1956	\$247.34
Tax Title Liens Outstanding	
Balance January 1, 1956	\$315,473.52
Redeemed by cash	3,854.97
Balance December 31, 1956	\$279,190.57
Property Acquired by Deed or Foreclosure	
Balance January 1, 1956	\$54,472.00
Sale for cash	9,242.00
Balance December 31, 1956	\$72,597.00

CAPITAL DEBT, DECEMBER 31, 1956	
Gross Debt	
School debt	\$329,000.00
Self-liquidating debt.	13,000.00
Other capital debt ..	151,000.00
TOTAL GROSS DEBT	\$493,000.00
Per Capita Gross Debt	\$130.63
Deductions for	
School debt	\$171,367.00
Self-liquidating debt.	13,000.00
Other capital debt
TOTAL DEDUCTIONS	184,367.00
NET DEBT	\$308,633.00
Average Assessed Valuations	
Real Property 1954-1955-1956..	\$2,856,110.00
Per Cent of Net Debt	10.80

CURRENT FINANCES DECEMBER 31, 1956	
Cash	\$129,890.40
Taxes receivable	50,033.17
Tax title liens	279,190.57
Foreclosed property	72,597.00
Other receivables	526.21
State road aid receivable	6,500.00
Emergencies and deferred charges ..	3,000.00
TOTAL ASSETS	\$541,737.35
Cash liabilities	\$16,090.60
Reserves for receivables	402,346.95
Surplus revenue	123,299.80
TOTAL LIABILITIES AND SURPLUS	\$541,737.35

HAMILTON TOWNSHIP—MERCER COUNTY

Population Census, 1950—41,156

Land Area 39.38 sq. mi.

Net Valuation Taxable \$57,260,056

EXPENDITURES AND REQUIRED PAYMENTS FOR 1956

General Government	
Administrative and executive . . .	\$143,426.74
Assessment and collection of taxes	95,552.71
Finance Department	6,233.00
Protection to Persons & Property	
Fire	5,100.00
Police	436,510.46
Other
Streets and Roads	
Repairs and maintenance	420,870.04
Street lighting	53,000.00
Sanitation	
Street cleaning
Garbage and ash removal	206,402.72
Sewers	170,807.34
Health and Charities	
Health service	40,023.97
Welfare—public assistance	37,787.58
Hospitals (aid and maintenance)
Other	7,106.75
Recreation	
Beaches and boardwalks
Parks and playgrounds	44,109.50
Other
Educational	
(Exclusive of school districts)	34,204.00
Unclassified Purposes	
(Including contingent)	1,089.54
SUB-TOTAL—Municipal functions..	\$1,697,124.35

Per Capita—Municipal functions	\$41.24
Capital imp'ts and capital imp't fund	\$173,106.43
Debt Service	
Principal payments	\$193,000.00
Interest payments	104,582.50
Total	297,582.50
Per Capita Debt Service	\$7.23
Deferred Charges and Statutory Expenditures	
Emergencies
Other deferred chgs.	\$150,510.37
Total	150,510.37

TOTAL—Municipal expenditures	\$2,318,323.65
---	-----------------------

Required Payments for Local School, County, and Special District Taxes	3,030,815.90
---	---------------------

TOTAL EXPENDITURES AND REQUIRED PAYMENTS	\$5,349,139.55
---	-----------------------

Reserve for uncollected taxes	\$413,290.07
GRAND TOTAL—Budget	\$5,762,429.62

RECEIPTS AND REVENUES REALIZED IN 1956 TO MEET EXPENDITURES AND REQUIRED PAYMENTS

Surplus revenue appropriated	\$550,000.00
Miscellaneous revenues realized	1,062,306.08
State aid revenues realized	54,326.90
Delinquent taxes including
liens—1956 collections	257,574.74
Current taxes—1956 collections..	4,054,909.92
Emergency borrowings

TOTAL RECEIPTS AND REVENUES REALIZED	\$5,979,117.64
---	-----------------------

CAPITAL OUTLAY—1956

Beaches and boardwalks
Buildings and equipment	\$103,230.18
Parks and playgrounds
Sewers	337,775.09
Streets, roads and bridges	34,694.26
Water supply
Other

Tax rate	\$7.08
Local school tax rate	3.47
County tax rate	1.56
Local purpose tax rate	2.05

TAXES

Local school tax	\$1,986,417.39	
County taxes	893,467.04	
Special district taxes	150,931.47	
Local purpose levy	\$3,030,815.90
Total tax levy (tax duplicate)	1,179,469.57
Per Capita Total Tax Levy	\$102.30	

Current	
1956 taxes levied (total)	\$4,347,362.67
Collected in 1956	4,054,909.92
Per cent of levy collected in 1956	93.27
Transferred to liens	841.79
Cancelled, abated or adjusted	27,551.31
Outstanding December 31, 1956	\$264,059.65

All Prior Years Outstanding	
Balance January 1, 1956	\$295,809.07
Collected in 1956	256,323.73
Balance December 31, 1956	\$32,859.02

Tax Title Liens Outstanding	
Balance January 1, 1956	\$4,530.36
Redeemed by cash	1,251.01
Balance December 31, 1956	\$2,756.36

Property Acquired by Deed or Foreclosure	
Balance January 1, 1956	\$29,930.00
Sale for cash
Balance December 31, 1956	\$34,070.00

CAPITAL DEBT, DECEMBER 31, 1956

Gross Debt	
School debt	\$2,998,000.00
Self-liquidating debt.
Other capital debt	5,916,625.00
TOTAL GROSS DEBT	\$8,914,625.00
Per Capita Gross Debt	\$216.61

Deductions for	
School debt	\$2,998,000.00
Self-liquidating debt.
Other capital debt
TOTAL DEDUCTIONS	2,998,000.00
NET DEBT	\$5,916,625.00

Average Assessed Valuations	
Real Property 1954-1955-1956	\$49,750,024.00
Per Cent of Net Debt	11.89

CURRENT FINANCES DECEMBER 31, 1956

Cash	\$1,198,799.61
Taxes receivable	296,918.67
Tax title liens	2,756.36
Foreclosed property	34,070.00
Other receivables	64,832.01
State road aid receivable	40,000.00
Emergencies and deferred charges
TOTAL ASSETS	\$1,637,376.65

Cash liabilities	\$171,337.91
Reserves for receivables	398,577.04
Surplus revenue	1,067,461.70

TOTAL LIABILITIES AND SURPLUS	\$1,637,376.65
--	-----------------------

HAMMONTON TOWN—ATLANTIC COUNTY

Population Census, 1950—8,411

Land Area 40.48 sq. mi.

Net Valuation Taxable \$4,614,274

EXPENDITURES AND REQUIRED PAYMENTS FOR 1956

General Government	
Administrative and executive	\$26,777.27
Assessment and collection of taxes	10,352.73
Finance Department	2,250.00
Protection to Persons & Property	
Fire	14,000.00
Police	62,887.06
Other
Streets and Roads	
Repairs and maintenance	45,750.00
Street lighting	20,500.00
Sanitation	
Street cleaning	3,350.00
Garbage and ash removal	3,200.00
Sewers
Health and Charities	
Health service	8,510.00
Welfare—public assistance	4,800.00
Hospitals (aid and maintenance)
Other	750.00
Recreation	
Beaches and boardwalks
Parks and playgrounds	2,681.67
Other
Educational (Exclusive of school districts) ..	
	4,150.00
Unclassified Purposes (Including contingent)	
	4,900.00
SUB-TOTAL—Municipal functions..	\$214,858.73

Per Capita—Municipal functions	\$25.54
Capital imp'ts and capital imp't fund	\$22,193.33
Debt Service	
Principal payments ..	\$15,544.69
Interest payments ..	1,330.00
Total	16,874.69
Per Capita Debt Service	\$2.01
Deferred Charges and Statutory Expenditures	
Emergencies	\$1,550.00
Other deferred chgs. ..	7,550.81
Total	9,100.81
TOTAL—Municipal expenditures ...	\$263,027.56

Required Payments for Local School, County, and Special District Taxes	465,493.18
---	-------------------

TOTAL EXPENDITURES AND REQUIRED PAYMENTS	\$728,520.74
---	---------------------

Reserve for uncollected taxes	\$116,056.01
-------------------------------------	--------------

GRAND TOTAL—Budget	\$844,576.75
---------------------------------	---------------------

RECEIPTS AND REVENUES REALIZED IN 1956 TO MEET EXPENDITURES AND REQUIRED PAYMENTS

Surplus revenue appropriated ..	\$117,171.83
Miscellaneous revenues realized ..	131,919.53
State aid revenues realized	18,087.00
Delinquent taxes including	
liens—1956 collections	53,897.14
Current taxes—1956 collections..	555,567.52
Emergency borrowings
TOTAL RECEIPTS AND REVENUES REALIZED	\$876,643.02

CAPITAL OUTLAY—1956

Beaches and boardwalks
Buildings and equipment	\$80,295.81
Parks and playgrounds	3,052.14
Sewers	31,063.25
Streets, roads and bridges	42,154.31
Water supply	11,413.59
Other

Tax rate	\$12.92
Local school tax rate	7.34
County tax rate	2.73
Local purpose tax rate	2.85

TAXES

Local school tax ...	\$339,093.94	
County taxes	126,399.24	
Special district taxes	
Local purpose levy	\$465,493.18
		133,080.95
Total tax levy (tax duplicate) ..		\$598,574.13

Per Capita Total Tax Levy	\$71.17
--	----------------

Current

1956 taxes levied (total)	\$608,133.07
Collected in 1956	555,567.52
Per cent of levy collected in 1956 ...	91.35
Transferred to liens	1,121.27
Cancelled, abated or adjusted	3,006.67
Outstanding December 31, 1956 ..	\$48,437.61

All Prior Years Outstanding

Balance January 1, 1956	\$76,350.95
Collected in 1956	53,336.47
Balance December 31, 1956	\$22,213.91

Tax Title Liens Outstanding

Balance January 1, 1956	\$9,264.40
Redeemed by cash	560.67
Balance December 31, 1956	\$9,924.03

Property Acquired by Deed or Foreclosure

Balance January 1, 1956	\$4,473.00
Sale for cash	15,549.00
Balance December 31, 1956	\$2,803.00

CAPITAL DEBT, DECEMBER 31, 1956

Gross Debt	
School debt	\$224,000.00
Self-liquidating debt. ..	164,549.00
Other capital debt ..	199,467.00
TOTAL GROSS DEBT	\$588,016.00
Per Capita Gross Debt	\$69.91

Deductions for

School debt	\$224,000.00
Self-liquidating debt. ..	164,549.00
Other capital debt
TOTAL DEDUCTIONS	388,549.00
NET DEBT	\$199,467.00

Average Assessed Valuations

Real Property 1954-1955-1956..	\$3,998,055.00
Per Cent of Net Debt	4.98

CURRENT FINANCES DECEMBER 31, 1956

Cash	\$202,846.08
Taxes receivable	70,651.52
Tax title liens	9,924.03
Foreclosed property	2,803.00
Other receivables
State road aid receivable	3,117.19
Emergencies and deferred charges
TOTAL ASSETS	\$289,341.82
Cash liabilities	\$50,706.44
Reserves for receivables	83,378.55
Surplus revenue	155,256.83

TOTAL LIABILITIES AND SURPLUS	\$289,341.82
--	---------------------

HAMPTON BOROUGH—HUNTERDON COUNTY

Population Census, 1950—975

Land Area 1.30 sq. mi.

Net Valuation Taxable \$589,295

EXPENDITURES AND REQUIRED PAYMENTS FOR 1956

General Government	
Administrative and executive	\$3,895.00
Assessment and collection of taxes	1,200.00
Finance Department	
Protection to Persons & Property	
Fire	3,080.52
Police	390.00
Other	
Streets and Roads	
Repairs and maintenance	5,093.33
Street lighting	1,972.12
Sanitation	
Street cleaning	
Garbage and ash removal	550.00
Sewers	
Health and Charities	
Health service	765.00
Welfare—public assistance	100.00
Hospitals (aid and maintenance)	
Other	
Recreation	
Beaches and boardwalks	
Parks and playgrounds	
Other	
Educational	
(Exclusive of school districts) ..	
Unclassified Purposes	
(Including contingent)	100.00
SUB-TOTAL—Municipal functions..	\$17,145.37
Per Capita—Municipal functions	
Capital imp'ts and capital imp't fund	\$17,000.00
Debt Service	
Principal payments	
Interest payments ..	\$110.00
Total	110.00
Per Capita Debt Service	
	\$0.11
Deferred Charges and Statutory Expenditures	
Emergencies	
Other deferred chgs.	\$241.93
Total	241.93
TOTAL—Municipal expenditures ...	\$34,497.90
Required Payments for Local School, County, and Special District Taxes	
	30,003.50
TOTAL EXPENDITURES AND REQUIRED PAYMENTS	\$64,501.40
Reserve for uncollected taxes	\$4,615.38
GRAND TOTAL—Budget	\$69,116.78
RECEIPTS AND REVENUES REALIZED IN 1956 TO MEET EXPENDITURES AND REQUIRED PAYMENTS	
Surplus revenue appropriated ..	
Miscellaneous revenues realized ..	\$6,188.43
State aid revenues realized	14,948.00
Delinquent taxes including	
liens—1956 collections	3,339.80
current taxes—1956 collections..	43,603.73
Emergency borrowings	
TOTAL RECEIPTS AND REVENUES REALIZED	\$68,079.96

CAPITAL OUTLAY—1956

Beaches and boardwalks	
Buildings and equipment	
Parks and playgrounds	
Sewers	
Streets, roads and bridges	
Water supply	
Other	

Tax rate	\$7.96
Local school tax rate	4.03
County tax rate	1.06
Local purpose tax rate	2.87

TAXES

Local school tax ...	\$23,729.81	
County taxes	6,273.69	
Special district taxes		
Local purpose levy		\$30,003.50
		16,855.28
Total tax levy (tax duplicate) ..		\$46,858.78

Per Capita Total Tax Levy	\$48.06
--	----------------

Current

1956 taxes levied (total)	\$46,955.09
Collected in 1956	43,603.73
Per cent of levy collected in 1956 ...	92.86
Transferred to liens	
Cancelled, abated or adjusted	
Outstanding December 31, 1956 ..	\$3,351.36

All Prior Years Outstanding

Balance January 1, 1956	\$3,413.13
Collected in 1956	3,339.80
Balance December 31, 1956	\$73.33

Tax Title Liens Outstanding

Balance January 1, 1956	
Redeemed by cash	
Balance December 31, 1956	

Property Acquired by Deed or Foreclosure

Balance January 1, 1956	\$3,500.00
Sale for cash	
Balance December 31, 1956	\$3,500.00

CAPITAL DEBT, DECEMBER 31, 1956

Gross Debt	
School debt	\$95,013.00
Self-liquidating debt.	
Other capital debt ..	
TOTAL GROSS DEBT	\$95,013.00
Per Capita Gross Debt	\$97.45

Deductions for

School debt	\$95,013.00
Self-liquidating debt.	
Other capital debt ..	
TOTAL DEDUCTIONS	95,013.00
NET DEBT	

Average Assessed Valuations

Real Property 1954-1955-1956..	\$508,935.00
Per Cent of Net Debt	

CURRENT FINANCES DECEMBER 31, 1956

Cash	\$15,550.41
Taxes receivable	3,424.69
Tax title liens	
Foreclosed property	3,500.00
Other receivables	77.60
State road aid receivable	5,612.41
Emergencies and deferred charges ..	
TOTAL ASSETS	\$28,165.11

Cash liabilities	\$13,455.99
Reserves for receivables	7,002.29
Surplus revenue	7,706.83

TOTAL LIABILITIES AND SURPLUS

\$28,165.11

HAMPTON TOWNSHIP—SUSSEX COUNTY

Population Census, 1950—668

Land Area 24.7 sq. mi.

Net Valuation Taxable \$786,970

EXPENDITURES AND REQUIRED PAYMENTS FOR 1956

General Government	
Administrative and executive	\$4,102.70
Assessment and collection of taxes	1,464.00
Finance Department	225.00
Protection to Persons & Property	
Fire	225.00
Police	75.00
Other
Streets and Roads	
Repairs and maintenance	16,024.34
Street lighting
Sanitation	
Street cleaning
Garbage and ash removal
Sewers
Health and Charities	
Health service	61.50
Welfare—public assistance	750.00
Hospitals (aid and maintenance)
Other	75.00
Recreation	
Beaches and boardwalks
Parks and playgrounds
Other	200.00
Educational	
(Exclusive of school districts)
Unclassified Purposes	
(Including contingent)	80.00
SUB-TOTAL—Municipal functions..	\$23,282.54

Per Capita—Municipal functions	\$34.85
Capital imp'ts and capital imp't fund Debt Service	\$5,692.00
Principal payments
Interest payments
Total
Per Capita Debt Service	
Deferred Charges and Statutory Expenditures	
Emergencies	\$15,000.00
Other deferred chgs.	447.21
Total	15,447.21

TOTAL—Municipal expenditures	\$44,421.75
---	--------------------

Required Payments for Local School, County, and Special District Taxes	69,516.89
---	------------------

TOTAL EXPENDITURES AND REQUIRED PAYMENTS	\$113,938.64
---	---------------------

Reserve for uncollected taxes	\$14,000.00
---	-------------

GRAND TOTAL—Budget	\$127,938.64
-------------------------------------	---------------------

RECEIPTS AND REVENUES REALIZED IN 1956 TO MEET EXPENDITURES AND REQUIRED PAYMENTS

Surplus revenue appropriated	\$15,000.00
Miscellaneous revenues realized	21,672.20
State aid revenues realized	11,260.00
Delinquent taxes including liens—1956 collections	5,597.02
Current taxes—1956 collections..	72,942.78
Emergency borrowings
TOTAL RECEIPTS AND REVENUES REALIZED	\$126,472.00

CAPITAL OUTLAY—1956

Beaches and boardwalks
Buildings and equipment
Parks and playgrounds
Sewers
Streets, roads and bridges
Water supply
Other

Tax rate	\$11.11
Local school tax rate	5.72
County tax rate	3.12
Local purpose tax rate	2.27

TAXES

Local school tax	\$45,000.00
County taxes	24,516.89
Special district taxes
Local purpose levy	\$69,516.89
Total tax levy (tax duplicate) ..	\$87,391.87

Per Capita Total Tax Levy	\$130.83
--	-----------------

Current	
1956 taxes levied (total)	\$88,126.14
Collected in 1956	72,942.78
Per cent of levy collected in 1956	82.77
Transferred to liens
Cancelled, abated or adjusted	183.23
Outstanding December 31, 1956 ..	\$15,000.13

All Prior Years Outstanding	
Balance January 1, 1956	\$12,385.07
Collected in 1956	5,597.02
Balance December 31, 1956	\$6,788.05

Tax Title Liens Outstanding	
Balance January 1, 1956	\$738.43
Redeemed by cash
Balance December 31, 1956	\$738.43

Property Acquired by Deed or Foreclosure	
Balance January 1, 1956
Sale for cash
Balance December 31, 1956

CAPITAL DEBT, DECEMBER 31, 1956

Gross Debt	
School debt
Self-liquidating debt.
Other capital debt

TOTAL GROSS DEBT
Per Capita Gross Debt

Deductions for	
School debt
Self-liquidating debt.
Other capital debt

TOTAL DEDUCTIONS
NET DEBT

Average Assessed Valuations	
Real Property 1954-1955-1956..	\$655,353.00
Per Cent of Net Debt

CURRENT FINANCES DECEMBER 31, 1956

Cash	\$47,871.71
Taxes receivable	21,788.18
Tax title liens	738.43
Foreclosed property
Other receivables	652.37
State road aid receivable	18,000.00
Emergencies and deferred charges	52.54
TOTAL ASSETS	\$89,103.23

Cash liabilities	\$26,044.68
Reserves for receivables	23,178.98
Surplus revenue	39,879.57
TOTAL LIABILITIES AND SURPLUS	\$89,103.23

HANOVER TOWNSHIP—MORRIS COUNTY

Population Census, 1950—3,756 Land Area 10.8 sq. mi. Net Valuation Taxable \$12,282,440

EXPENDITURES AND REQUIRED PAYMENTS FOR 1956		Tax rate \$8.99
General Government		Local school tax rate 5.61
Administrative and executive	\$52,250.69	County tax rate 1.32
Assessment and collection of taxes	8,551.00	Local purpose tax rate 2.06
Finance Department	2,856.13	
Protection to Persons & Property		TAXES
Fire	72,687.73	Local school tax \$689,069.70
Police	72,687.73	County taxes 162,540.43
Other	Special district taxes 19,964.88
Streets and Roads		Local purpose levy \$871,575.01
Repairs and maintenance	56,037.47	253,159.92
Street lighting	17,062.41	Total tax levy (tax duplicate) .. <u>\$1,124,734.93</u>
Sanitation		
Street cleaning	Per Capita Total
Garbage and ash removal	18,648.78	Tax Levy \$299.45
Sewers	13,000.00	Current
Health and Charities		1956 taxes levied (total) \$1,163,677.66
Health service	5,370.20	Collected in 1956 1,123,308.03
Welfare—public assistance	3,785.00	Per cent of levy col-
Hospitals (aid and maintenance)	lected in 1956 96.53
Other	Transferred to liens 1,082.46
Recreation		Cancelled, abated or adjusted 2,436.50
Beaches and boardwalks	Outstanding December 31, 1956 .. <u>\$36,850.67</u>
Parks and playgrounds	
Other	5,803.50	All Prior Years Outstanding
Educational		Balance January 1, 1956 \$23,795.28
(Exclusive of school districts)	500.00	Collected in 1956 23,581.29
Unclassified Purposes		Balance December 31, 1956 \$90.94
(Including contingent)	3,450.00	
SUB-TOTAL—Municipal functions..	<u>\$260,002.91</u>	Tax Title Liens Outstanding
Per Capita—Municipal functions \$69.22		Balance January 1, 1956 \$6,084.48
Capital imp'ts and capital imp't fund	\$106,137.86	Redeemed by cash 713.45
Debt Service		Balance December 31, 1956 <u>\$6,546.67</u>
Principal payments \$8,000.00		
Interest payments 2,365.00		Property Acquired by Deed or Foreclosure
Total 10,365.00		Balance January 1, 1956 \$7,675.00
Per Capita Debt Service \$2.76		Sale for cash
Deferred Charges and Statutory Expenditures		Balance December 31, 1956 <u>\$7,675.00</u>
Emergencies		
Other deferred chgs \$10,490.20		CAPITAL DEBT, DECEMBER 31, 1956
Total 10,490.20		Gross Debt
TOTAL—Municipal expenditures <u>\$386,995.97</u>		School debt \$2,229,563.00
Required Payments for Local School, County, and Special District Taxes 871,575.01		Self-liquidating debt. 713.45
TOTAL EXPENDITURES AND REQUIRED PAYMENTS \$1,258,570.98		Other capital debt .. 78,000.00
Reserve for uncollected taxes \$111,010.51		TOTAL GROSS DEBT \$2,307,563.00
GRAND TOTAL—Budget <u>\$1,369,581.49</u>		Per Capita Gross Debt \$614.37
RECEIPTS AND REVENUES REALIZED IN 1956 TO MEET EXPENDITURES AND REQUIRED PAYMENTS		Deductions for
Surplus revenue appropriated \$100,000.00		School debt \$1,659,759.00
Miscellaneous revenues realized. 111,063.46		Self-liquidating debt.
State aid revenues realized 15,496.00		Other capital debt
Delinquent taxes including		TOTAL DEDUCTIONS 1,659,759.00
liens—1956 collections 24,294.74		NET DEBT <u>\$647,804.00</u>
current taxes—1956 collections.. 1,123,308.03		Average Assessed Valuations
Emergency borrowings		Real Property 1954-1955-1956.. \$7,819,930.00
TOTAL RECEIPTS AND REVENUES REALIZED \$1,374,162.23		Per Cent of Net Debt 8.28
CAPITAL OUTLAY—1956		CURRENT FINANCES DECEMBER 31, 1956
Beaches and boardwalks		Cash \$240,980.43
Buildings and equipment \$18,760.98		Taxes receivable 36,941.61
Parks and playgrounds		Tax title liens 6,546.67
Sewers		Foreclosed property 7,675.00
Streets, roads and bridges 21,627.23		Other receivables 9,063.87
Water supply		State road aid receivable 21,000.00
Other		Emergencies and deferred charges .. 5,750.56
		TOTAL ASSETS <u>\$327,958.14</u>
		Cash liabilities \$29,079.88
		Reserves for receivables 60,227.15
		Surplus revenue 238,651.11
		TOTAL LIABILITIES AND SURPLUS <u>\$327,958.14</u>

HARDING TOWNSHIP—MORRIS COUNTY

Population Census, 1950—1,970 Land Area 16.7 sq. mi. Net Valuation Taxable \$4,733,300

EXPENDITURES AND RE-REQUIRED PAYMENTS FOR 1956	
General Government	
Administrative and executive	\$19,157.98
Assessment and collection of taxes	2,825.00
Finance Department	1,400.00
Protection to Persons & Property	
Fire	1,901.03
Police	15,860.00
Other
Streets and Roads	
Repairs and maintenance	24,018.42
Street lighting
Sanitation	
Street cleaning
Garbage and ash removal
Sewers
Health and Charities	
Health service	4,131.93
Welfare—public assistance	420.00
Hospitals (aid and maintenance)
Other
Recreation	
Beaches and boardwalks
Parks and playgrounds
Other	1,000.00
Educational	
(Exclusive of school districts) ..	500.00
Unclassified Purposes	
(Including contingent)	600.00
SUB-TOTAL—Municipal functions..	\$71,814.36

Per Capita—Municipal functions	\$36.45
Capital imp'ts and capital imp't fund	\$6,000.00
Debt Service	
Principal payments
Interest payments
Total
Per Capita Debt Service	
Deferred Charges and Statutory Expenditures	
Emergencies
Other deferred chgs.	\$2,188.78
Total	2,188.78
TOTAL—Municipal expenditures ...	\$80,003.14

Required Payments for Local School, County, and Special District Taxes	243,946.82
TOTAL EXPENDITURES AND REQUIRED PAYMENTS	\$323,949.96
Reserve for uncollected taxes	\$42,978.95
GRAND TOTAL—Budget	\$366,928.91

RECEIPTS AND REVENUES REALIZED IN 1956 TO MEET EXPENDITURES AND RE-REQUIRED PAYMENTS	
Surplus revenue appropriated ..	\$45,000.00
Miscellaneous revenues realized ..	37,063.69
State aid revenues realized	4,935.00
Delinquent taxes including	
liens—1956 collections	14,863.99
Current taxes—1956 collections..	276,991.09
Emergency borrowings
TOTAL RECEIPTS AND REVENUES REALIZED	\$378,853.77

CAPITAL OUTLAY—1956	
Beaches and boardwalks
Buildings and equipment
Parks and playgrounds
Sewers
Streets, roads and bridges
Water supply
Other

Tax rate	\$5.99
Local school tax rate	3.83
County tax rate	1.29
Local purpose tax rate	0.87
TAXES	
Local school tax ...	\$181,313.87
County taxes	61,132.95
Special district taxes	1,500.00
Local purpose levy	\$243,946.82
	40,626.06
Total tax levy (tax duplicate) ..	\$284,572.88
Per Capita Total Tax Levy	
	\$144.45
Current	
1956 taxes levied (total)	\$288,984.49
Collected in 1956	276,991.09
Per cent of levy collected in 1956 ...	95.84
Transferred to liens
Cancelled, abated or adjusted	526.94
Outstanding December 31, 1956 ..	\$11,466.46
All Prior Years Outstanding	
Balance January 1, 1956	\$15,433.16
Collected in 1956	14,863.99
Balance December 31, 1956	\$429.32

Tax Title Liens Outstanding	
Balance January 1, 1956
Redeemed by cash
Balance December 31, 1956
Property Acquired by Deed or Foreclosure	
Balance January 1, 1956
Sale for cash
Balance December 31, 1956

CAPITAL DEBT, DECEMBER 31, 1956	
Gross Debt	
School debt	\$305,000.00
Self-liquidating debt.
Other capital debt
TOTAL GROSS DEBT	\$305,000.00
Per Capita Gross Debt	\$154.82

Deductions for	
School debt	\$244,809.00
Self-liquidating debt.
Other capital debt
TOTAL DEDUCTIONS	244,809.00
NET DEBT	\$60,191.00

Average Assessed Valuations	
Real Property 1954-1955-1956..	\$4,080,150.00
Per Cent of Net Debt	1.47

CURRENT FINANCES DECEMBER 31, 1956	
Cash	\$191,055.28
Taxes receivable	11,895.78
Tax title liens
Foreclosed property
Other receivables
State road aid receivable
Emergencies and deferred charges ..	762.26
TOTAL ASSETS	\$203,713.32
Cash liabilities	\$57,291.35
Reserves for receivables	11,895.78
Surplus revenue	134,526.19
TOTAL LIABILITIES AND SURPLUS	\$203,713.32

HARDWICK TOWNSHIP—WARREN COUNTY

Population Census, 1950—370

Land Area 17.8 sq. mi.

Net Valuation Taxable \$373,528

EXPENDITURES AND REQUIRED PAYMENTS FOR 1956

General Government	
Administrative and executive	\$2,325.00
Assessment and collection of taxes	750.00
Finance Department	200.00
Protection to Persons & Property	
Fire	200.00
Police	100.00
Other
Streets and Roads	
Repairs and maintenance	15,660.00
Street lighting
Sanitation	
Street cleaning
Garbage and ash removal
Sewers
Health and Charities	
Health service	140.00
Welfare—public assistance	25.00
Hospitals (aid and maintenance)
Other
Recreation	
Benches and boardwalks
Parks and playgrounds
Other
Educational (Exclusive of school districts) ..	
.....
Unclassified Purposes (Including contingent)	
.....	25.00
SUB-TOTAL—Municipal functions..	\$19,425.00

Per Capita—Municipal functions	\$52.50
Capital imp'ts and capital imp't fund	\$5,560.00
Debt Service	
Principal payments
Interest payments
Total
Per Capita Debt Service	
.....
Deferred Charges and Statutory Expenditures	
Emergencies	\$1,500.00
Other deferred chgs.	150.00
Total	1,650.00
TOTAL—Municipal expenditures ...	\$26,635.00

Required Payments for Local School, County, and Special District Taxes	24,203.64
---	------------------

TOTAL EXPENDITURES AND REQUIRED PAYMENTS	\$50,838.64
Reserve for uncollected taxes	\$2,996.00
GRAND TOTAL—Budget	\$53,834.64

RECEIPTS AND REVENUES REALIZED IN 1956 TO MEET EXPENDITURES AND REQUIRED PAYMENTS

Surplus revenue appropriated ..	\$5,000.00
Miscellaneous revenues realized ..	7,471.80
State aid revenues realized	14,136.00
Delinquent taxes including
liens—1956 collections	1,569.76
current taxes—1956 collections..	27,743.98
Emergency borrowings
TOTAL RECEIPTS AND REVENUES REALIZED	\$55,921.54

CAPITAL OUTLAY—1956

Beaches and boardwalks
Buildings and equipment
Parks and playgrounds
Sewers
Streets, roads and bridges	\$3,894.47
Water supply
Other

Tax rate	\$8.05
Local school tax rate	4.02
County tax rate	2.46
Local purpose tax rate	1.57

TAXES

Local school tax ...	\$15,000.00
County taxes	9,203.64
Special district taxes
Local purpose levy	\$24,203.64
.....	5,855.00
Total tax levy (tax duplicate) ..	\$30,058.64	\$30,058.64

Per Capita Total Tax Levy	\$81.24
--	----------------

Current

1956 taxes levied (total)	\$30,058.64
Collected in 1956	27,743.98
Per cent of levy collected in 1956 ...	92.29
Transferred to liens
Cancelled, abated or adjusted
Outstanding December 31, 1956 ..	\$2,314.66

All Prior Years Outstanding

Balance January 1, 1956	\$1,675.63
Collected in 1956	1,569.76
Balance December 31, 1956	\$105.87

Tax Title Liens Outstanding

Balance January 1, 1956	\$12.93
Redeemed by cash
Balance December 31, 1956	\$12.93

Property Acquired by Deed or Foreclosure

Balance January 1, 1956
Sale for cash
Balance December 31, 1956

CAPITAL DEBT, DECEMBER 31, 1956

Gross Debt	
School debt
Self-liquidating debt.
Other capital debt

TOTAL GROSS DEBT

Per Capita Gross Debt
------------------------------------	--------------

Deductions for

School debt
Self-liquidating debt.
Other capital debt

TOTAL DEDUCTIONS
NET DEBT
Average Assessed Valuations

Real Property 1954-1955-1956..	\$310,126.00
Per Cent of Net Debt

CURRENT FINANCES DECEMBER 31, 1956

Cash	\$22,715.57
Taxes receivable	2,420.53
Tax title liens	12.93
Foreclosed property
Other receivables	30.19
State road aid receivable	9,836.18
Emergencies and deferred charges
TOTAL ASSETS	\$35,015.40

Cash liabilities	\$10,975.77
Reserves for receivables	2,463.65
Surplus revenue	21,575.98

TOTAL LIABILITIES AND SURPLUS

.....	\$35,015.40
--------------	--------------------

HARDYSTON TOWNSHIP—SUSSEX COUNTY

Population Census, 1950—1,279

Land Area 32.6 sq. mi.

Net Valuation Taxable \$1,426,085

EXPENDITURES AND REQUIRED PAYMENTS FOR 1956

General Government	
Administrative and executive	\$6,161.16
Assessment and collection of taxes ..	1,957.91
Finance Department	2,334.35
Protection to Persons & Property	
Fire	714.60
Police	524.81
Other
Streets and Roads	
Repairs and maintenance	25,915.76
Street lighting	200.00
Sanitation	
Street cleaning
Garbage and ash removal	192.86
Sewers
Health and Charities	
Health service	1,958.63
Welfare—public assistance	308.29
Hospitals (aid and maintenance)
Other	235.00
Recreation	
Beaches and boardwalks
Parks and playgrounds
Other
Educational	
(Exclusive of school districts)
Unclassified Purposes	
(Including contingent)
SUB-TOTAL—Municipal functions..	\$40,503.37

Per Capita—Municipal functions	\$31.67
Capital imp'ts and capital imp't fund	\$3,250.00
Debt Service	
Principal payments
Interest payments
Total
Per Capita Debt Service	
Deferred Charges and Statutory Expenditures
Emergencies	\$7,500.00
Other deferred chgs.	3,563.59
Total	11,063.59
TOTAL—Municipal expenditures ...	\$54,816.96

Required Payments for Local School, County, and Special District Taxes	125,430.10
---	-------------------

TOTAL EXPENDITURES AND REQUIRED PAYMENTS	\$180,247.06
Reserve for uncollected taxes	\$28,175.00
GRAND TOTAL—Budget	\$208,422.06

RECEIPTS AND REVENUES REALIZED IN 1956 TO MEET EXPENDITURES AND REQUIRED PAYMENTS

Surplus revenue appropriated ..	\$13,000.00
Miscellaneous revenues realized ..	31,429.79
State aid revenues realized	3,560.00
Delinquent taxes including	
Liens—1956 collections	14,718.21
Current taxes—1956 collections ..	130,695.89
Emergency borrowings
TOTAL RECEIPTS AND REVENUES REALIZED	\$193,403.89

CAPITAL OUTLAY—1956

Beaches and boardwalks
Buildings and equipment
Parks and playgrounds
Sewers
Streets, roads and bridges
Water supply
Other	\$500.00

Tax rate	\$10.37
Local school tax rate	5.66
County tax rate	2.61
Local purpose tax rate	2.10

TAXES

Local school tax ...	\$80,646.53	
County taxes	37,283.57	
Special district taxes	7,500.00	
Local purpose levy	\$125,430.10
		29,881.08
Total tax levy (tax duplicate) ..		\$155,311.18

Per Capita Total Tax Levy	\$121.43
--	-----------------

Current	
1956 taxes levied (total)	\$155,311.18
Collected in 1956	130,695.89
Per cent of levy collected in 1956 ...	84.15
Transferred to liens
Cancelled, abated or adjusted
Outstanding December 31, 1956 ..	\$24,615.29

All Prior Years Outstanding	
Balance January 1, 1956	\$18,096.30
Collected in 1956	14,718.21
Balance December 31, 1956	\$3,378.09

Tax Title Liens Outstanding	
Balance January 1, 1956	\$49.40
Redeemed by cash
Balance December 31, 1956	\$49.40

Property Acquired by Deed or Foreclosure	
Balance January 1, 1956
Sale for cash
Balance December 31, 1956

CAPITAL DEBT, DECEMBER 31, 1956

Gross Debt	
School debt
Self-liquidating debt.
Other capital debt ..	\$5,250.00
TOTAL GROSS DEBT	\$5,250.00

Per Capita Gross Debt	\$4.10
------------------------------------	---------------

Deductions for	
School debt
Self-liquidating debt.
Other capital debt
TOTAL DEDUCTIONS

NET DEBT **\$5,250.00**

Average Assessed Valuations	
Real Property 1954-1955-1956 ..	\$1,175,352.00
Per Cent of Net Debt	0.44

CURRENT FINANCES DECEMBER 31, 1956

Cash	\$58,156.40
Taxes receivable	27,993.38
Tax title liens	49.40
Foreclosed property
Other receivables	1,260.02
State road aid receivable	16,678.22
Emergencies and deferred charges ..	5,912.64
TOTAL ASSETS	\$110,050.06

Cash liabilities	\$24,476.83
Reserves for receivables	29,302.80
Surplus revenue	56,270.43
TOTAL LIABILITIES AND SURPLUS	\$110,050.06

HARMONY TOWNSHIP—WARREN COUNTY

Population Census, 1950—1,763

Land Area 24.3 sq. mi.

Net Valuation Taxable \$1,143,105

EXPENDITURES AND REQUIRED PAYMENTS FOR 1956

General Government	
Administrative and executive	\$5,001.61
Assessment and collection of taxes	2,050.00
Finance Department
Protection to Persons & Property	
Fire	1,750.00
Police	1,000.00
Other
Streets and Roads	
Repairs and maintenance	24,102.78
Street lighting
Sanitation	
Street cleaning
Garbage and ash removal
Sewers
Health and Charities	
Health service	680.00
Welfare—public assistance	1,350.00
Hospitals (aid and maintenance)	250.00
Other
Recreation	
Beaches and boardwalks
Parks and playgrounds
Other	250.00
Educational	
(Exclusive of school districts)
Unclassified Purposes	
(Including contingent)
SUB-TOTAL—Municipal functions..	\$36,434.39

Per Capita—Municipal functions	
Capital imp'ts and capital imp't fund	\$20.67
Debt Service	
Principal payments
Interest payments
Total
Per Capita Debt Service	
Deferred Charges and Statutory Expenditures	
Emergencies
Other deferred chgs.	\$500.00
Total	500.00
TOTAL—Municipal expenditures ...	\$46,312.21

Required Payments for Local School, County, and Special District Taxes	
	78,458.41
TOTAL EXPENDITURES AND REQUIRED PAYMENTS	\$124,770.62
Reserve for uncollected taxes	\$15,106.09
GRAND TOTAL—Budget	\$139,876.71

RECEIPTS AND REVENUES REALIZED IN 1956 TO MEET EXPENDITURES AND REQUIRED PAYMENTS

Surplus revenue appropriated ..	\$11,500.00
Miscellaneous revenues realized ..	13,571.23
State aid revenues realized	10,379.00
Delinquent taxes including	
liens—1956 collections	11,943.62
Current taxes—1956 collections ..	80,946.82
Emergency borrowings
TOTAL RECEIPTS AND REVENUES REALIZED	\$128,340.67

CAPITAL OUTLAY—1956

Beaches and boardwalks
Buildings and equipment
Parks and playgrounds
Sewers
Streets, roads and bridges
Water supply
Other

Tax rate	\$8.25
Local school tax rate	4.94
County tax rate	1.92
Local purpose tax rate	1.39

TAXES

Local school tax ...	\$56,523.41
County taxes	21,935.00
Special district taxes
Local purpose levy	\$78,458.41
	15,839.30
Total tax levy (tax duplicate) ..	\$94,297.71

Per Capita Total Tax Levy	\$53.49
--	----------------

Current	
1956 taxes levied (total)	\$95,773.75
Collected in 1956	80,946.82
Per cent of levy col- lected in 1956 ...	84.51
Transferred to liens	323.86
Cancelled, abated or adjusted ..	102.99
Outstanding December 31, 1956 ..	\$14,400.08

All Prior Years Outstanding	
Balance January 1, 1956	\$12,585.55
Collected in 1956	11,943.62
Balance December 31, 1956	\$448.83

Tax Title Liens Outstanding	
Balance January 1, 1956	\$5,400.34
Redeemed by cash
Balance December 31, 1956	\$5,918.12

Property Acquired by Deed or Foreclosure	
Balance January 1, 1956
Sale for cash
Balance December 31, 1956

CAPITAL DEBT, DECEMBER 31, 1956

Gross Debt	
School debt	\$132,000.00
Self-liquidating debt
Other capital debt
TOTAL GROSS DEBT	\$132,000.00
Per Capita Gross Debt	\$74.87

Deductions for	
School debt	\$61,931.00
Self-liquidating debt
Other capital debt
TOTAL DEDUCTIONS	61,931.00
NET DEBT	\$70,069.00

Average Assessed Valuations	
Real Property 1954-1955-1956 ..	\$1,032,189.00
Per Cent of Net Debt	6.78

CURRENT FINANCES DECEMBER 31, 1956

Cash	\$25,679.95
Taxes receivable	14,848.91
Tax title liens	5,918.12
Foreclosed property
Other receivables
State road aid receivable	774.94
Emergencies and deferred charges
TOTAL ASSETS	\$47,221.92

Cash liabilities	\$5,843.67
Reserves for receivables	20,767.03
Surplus revenue	20,611.22
TOTAL LIABILITIES AND SURPLUS	\$47,221.92

HARRINGTON PARK BOROUGH—BERGEN COUNTY

Population Census, 1950—1,634 Land Area 2.04 sq. mi. Net Valuation Taxable \$3,355,198

EXPENDITURES AND REQUIRED PAYMENTS FOR 1956

General Government	
Administrative and executive	\$14,150.00
Assessment and collection of taxes	6,400.00
Finance Department
Protection to Persons & Property	
Fire	16,650.00
Police	22,041.76
Other
Streets and Roads	
Repairs and maintenance	13,300.00
Street lighting	4,000.00
Sanitation	
Street cleaning
Garbage and ash removal
Sewers
Health and Charities	
Health service	3,245.00
Welfare—public assistance	125.00
Hospitals (aid and maintenance)
Other
Recreation	
Beaches and boardwalks
Parks and playgrounds	2,500.00
Other
Educational	
(Exclusive of school districts)
Unclassified Purposes	
(Including contingent)
SUB-TOTAL—Municipal functions..	\$82,411.76

Per Capita—Municipal functions	\$50.44
Capital imp'ts and capital imp't fund	\$5,000.00
Debt Service	
Principal payments
Interest payments
Total
Per Capita Debt Service	
Deferred Charges and Statutory Expenditures	
Emergencies
Other deferred chgs.	\$1,783.24
Total	1,783.24
TOTAL—Municipal expenditures ...	\$89,195.00

Required Payments for Local School, County, and Special District Taxes	244,172.04
TOTAL EXPENDITURES AND REQUIRED PAYMENTS	\$333,367.04
Reserve for uncollected taxes	\$22,544.92
GRAND TOTAL—Budget	\$355,911.96

RECEIPTS AND REVENUES REALIZED IN 1956 TO MEET EXPENDITURES AND REQUIRED PAYMENTS	
Surplus revenue appropriated ..	\$15,000.00
Miscellaneous revenues realized.	44,450.15
State aid revenues realized	2,034.00
Delinquent taxes including	
liens—1956 collections	15,084.61
Current taxes—1956 collections..	296,707.68
Emergency borrowings	
TOTAL RECEIPTS AND REVENUES REALIZED	\$373,276.44

CAPITAL OUTLAY—1956

Beaches and boardwalks
Buildings and equipment
Parks and playgrounds
Sewers
Streets, roads and bridges
Water supply
Other

Tax rate	\$8.99
Local school tax rate	6.10
County tax rate	1.18
Local purpose tax rate	1.71

TAXES

Local school tax ...	\$204,534.28	
County taxes	39,637.76	
Special district taxes	
Local purpose levy	57,370.92	\$244,172.04
Total tax levy (tax duplicate) ..		\$301,542.96

Per Capita Total Tax Levy **\$184.54**

Current

1956 taxes levied (total)	\$307,937.71
Collected in 1956	296,707.68
Per cent of levy collected in 1956 ...	96.35
Transferred to liens	1,622.67
Cancelled, abated or adjusted	1,508.90
Outstanding December 31, 1956 ..	\$8,098.46

All Prior Years Outstanding

Balance January 1, 1956	\$17,944.65
Collected in 1956	14,938.64
Balance December 31, 1956	\$3,055.42

Tax Title Liens Outstanding

Balance January 1, 1956	\$15,069.08
Reemerged by cash	145.97
Balance December 31, 1956	\$16,545.78

Property Acquired by Deed or Foreclosure

Balance January 1, 1956	\$38,160.00
Sale for cash	3,250.00
Balance December 31, 1956	\$38,070.00

CAPITAL DEBT, DECEMBER 31, 1956

Gross Debt	
School debt	\$2,464,000.00
Self-liquidating debt
Other capital debt
TOTAL GROSS DEBT	\$2,464,000.00
Per Capita Gross Debt	\$1,507.96

Deductions for

School debt	\$2,316,910.00
Self-liquidating debt
Other capital debt
TOTAL DEDUCTIONS	2,316,910.00
NET DEBT	\$147,090.00

Average Assessed Valuations

Real Property 1954-1955-1956..	\$2,848,499.00
Per Cent of Net Debt	5.16

CURRENT FINANCES DECEMBER 31, 1956

Cash	\$139,463.18
Taxes receivable	11,153.88
Tax title liens	16,545.78
Foreclosed property	38,070.00
Other receivables	8,248.62
State road aid receivable	21,524.37
Emergencies and deferred charges
TOTAL ASSETS	\$235,005.83

Cash liabilities	\$25,558.03
Reserves for receivables	74,018.28
Surplus revenue	135,429.52
TOTAL LIABILITIES AND SURPLUS	\$235,005.83

HARRISON TOWN—HUDSON COUNTY

Population Census, 1950—13,490 Land Area 1.2 sq. mi. Net Valuation Taxable \$40,131,918

EXPENDITURES AND REQUIRED PAYMENTS FOR 1956

General Government	
Administrative and executive	\$162,223.00
Assessment and collection of taxes	32,900.00
Finance Department	22,800.00
Protection to Persons & Property	
Fire	356,000.00
Police	404,750.00
Other	3,000.00
Streets and Roads	
Repairs and maintenance	159,900.00
Street lighting	23,000.00
Sanitation	
Street cleaning
Garbage and ash removal	45,600.00
Sewers	86,700.00
Health and Charities	
Health service	42,500.00
Welfare—public assistance	61,175.00
Hospitals (aid and maintenance)
Other	1,300.00
Recreation	
Beaches and boardwalks
Parks and playgrounds	56,000.00
Other
Educational	
(Exclusive of school districts) ..	37,000.00
Unclassified Purposes	
(Including contingent)	23,252.00
SUB-TOTAL—Municipal functions..	\$1,518,100.00

Per Capita—Municipal functions	
	\$112.54
Capital imp'ts and capital imp't fund	\$70,000.00
Debt Service	
Principal payments .	\$117,000.00
Interest payments ..	26,169.00
Total	*143,169.00
Per Capita Debt Service	
	\$10.61
Deferred Charges and Statutory Expenditures	
Emergencies	\$72,200.00
Other deferred chgs.	149,543.00
Total	221,743.00
TOTAL—Municipal expenditures ...	\$1,953,012.00

Required Payments for Local School, County, and Special District Taxes	1,329,968.68
---	---------------------

TOTAL EXPENDITURES AND REQUIRED PAYMENTS	\$3,282,980.68
---	-----------------------

Reserve for uncollected taxes	\$115,374.46
-------------------------------------	--------------

GRAND TOTAL—Budget	\$3,398,355.14
---------------------------------	-----------------------

RECEIPTS AND REVENUES REALIZED IN 1956 TO MEET EXPENDITURES AND REQUIRED PAYMENTS

Surplus revenue appropriated ..	\$200,000.00
Miscellaneous revenues realized.	1,184,146.72
State aid revenues realized	7,169.00
Delinquent taxes including	
Liens—1956 collections	23,613.12
Current taxes—1956 collections..	2,056,553.11
Emergency borrowings

TOTAL RECEIPTS AND REVENUES REALIZED	\$3,471,481.95
---	-----------------------

CAPITAL OUTLAY—1956

Beaches and boardwalks
Buildings and equipment	\$56,990.53
Parks and playgrounds	103,765.64
Sewers
Streets, roads and bridges	6,869.98
Water supply	7,519.80
Other

Tax rate	\$5.21
Local school tax rate	1.60
County tax rate	1.85
Local purpose tax rate	1.76

TAXES

Local school tax ...	\$640,833.00	
County taxes	743,468.68	
Special district taxes	
Local purpose levy		\$1,384,301.68
		708,884.46
Total tax levy (tax duplicate) ..		\$2,093,186.14

Per Capita Total Tax Levy	\$155.17
--	-----------------

Current	
1956 taxes levied (total)	\$2,095,597.83
Collected in 1956	2,056,553.11
Per cent of levy collected in 1956 ...	98.13
Transferred to liens	3,267.49
Cancelled, abated or adjusted
Outstanding December 31, 1956 ..	\$85,777.23

All Prior Years Outstanding	
Balance January 1, 1956	\$84,317.40
Collected in 1956	23,613.12
Balance December 31, 1956	\$59,694.68

Tax Title Liens Outstanding	
Balance January 1, 1956	\$24,161.58
Relembred by cash
Balance December 31, 1956	\$28,519.22

Property Acquired by Deed or Foreclosure	
Balance January 1, 1956	\$22,676.00
Sale for cash	7,125.00
Balance December 31, 1956	\$20,226.00

CAPITAL DEBT, DECEMBER 31, 1956

Gross Debt	
School debt	\$6,000.00
Self-liquidating debt
Other capital debt ..	1,011,000.00

TOTAL GROSS DEBT	\$1,017,000.00
Per Capita Gross Debt	\$75.39

Deductions for	
School debt ..	\$6,000.00
Self-liquidating debt
Other capital debt

TOTAL DEDUCTIONS	6,000.00
-------------------------------	-----------------

NET DEBT	\$1,011,000.00
-----------------------	-----------------------

Average Assessed Valuations	
Real Property 1954-1955-1956..	\$27,348,555.00
Per Cent of Net Debt	3.69

CURRENT FINANCES DECEMBER 31, 1956

Cash	\$460,745.36
Taxes receivable	95,471.91
Tax title liens	28,519.22
Foreclosed property	20,226.00
Other receivables	1,672.76
State road aid receivable	52,513.00
Emergencies and deferred charges ..	15,000.00

TOTAL ASSETS	\$674,148.25
---------------------------	---------------------

Cash liabilities	\$164,286.63
Reserves for receivables	145,889.89
Surplus revenue	363,971.73

TOTAL LIABILITIES AND SURPLUS	\$674,148.25
--	---------------------

* Includes \$2,133.00 Chapter VI School Debt Service.

HARRISON TOWNSHIP—GLOUCESTER COUNTY

Population Census, 1950—2,225 Land Area 19.64 sq. mi. Net Valuation Taxable \$1,571,002

EXPENDITURES AND REQUIRED PAYMENTS FOR 1956

General Government	
Administrative and executive	\$4,443.16
Assessment and collection of taxes	1,712.90
Finance Department	375.00
Protection to Persons & Property	
Fire	5,000.00
Police	3,822.79
Other
Streets and Roads	
Repairs and maintenance	13,222.80
Street lighting	3,623.91
Sanitation	
Street cleaning
Garbage and ash removal
Sewers
Health and Charities	
Health service	2,207.96
Welfare—public assistance	869.80
Hospitals (aid and maintenance)	25.00
Other
Recreation	
Beaches and boardwalks
Parks and playgrounds
Other
Educational (Exclusive of school districts) ..	
.....
Unclassified Purposes (Including contingent)	
.....
SUB-TOTAL—Municipal functions..	\$35,303.32

Per Capita—Municipal functions	\$15.87
Capital imp'ts and capital imp't fund	\$4,444.44
Debt Service	
Principal payments
Interest payments
Total
Per Capita Debt Service	
.....
Deferred Charges and Statutory Expenditures	
Emergencies
Other deferred chgs. \$14,219.95
Total	14,219.95

TOTAL—Municipal expenditures ...	\$53,967.71
Required Payments for Local School, County, and Special District Taxes	
.....	106,699.76
TOTAL EXPENDITURES AND REQUIRED PAYMENTS	\$160,667.47
Reserve for uncollected taxes	\$29,440.00
GRAND TOTAL—Budget	\$190,107.47

RECEIPTS AND REVENUES REALIZED IN 1956 TO MEET EXPENDITURES AND REQUIRED PAYMENTS	
Surplus revenue appropriated ..	\$19,500.00
Miscellaneous revenues realized ..	28,778.29
State aid revenues realized	10,082.20
Delinquent taxes including	
Liens—1956 collections	26,265.80
Current taxes—1956 collections ..	91,390.28
Emergency borrowings
TOTAL RECEIPTS AND REVENUES REALIZED	\$176,016.57

CAPITAL OUTLAY—1956	
Beaches and boardwalks
Buildings and equipment
Parks and playgrounds
Sewers
Streets, roads and bridges
Water supply
Other

Tax rate	\$6.86
Local school tax rate	5.47
County tax rate	1.16
Local purpose tax rate	0.23

TAXES	
Local school tax ...	\$85,873.16
County taxes	18,166.60
Special district taxes	2,660.00
Local purpose levy	\$106,699.76
.....	4,436.44
Total tax levy (tax duplicate) ..	\$111,136.20
Per Capita Total Tax Levy	
.....	\$49.95

Current	
1956 taxes levied (total)	\$111,494.88
Collected in 1956	91,390.28
Per cent of levy collected in 1956 ...	81.96
Transferred to liens
Cancelled, abated or adjusted ...	589.48
Outstanding December 31, 1956 ..	\$19,515.12

All Prior Years Outstanding	
Balance January 1, 1956	\$32,286.29
Collected in 1956	26,265.80
Balance December 31, 1956	\$5,887.11

Tax Title Liens Outstanding	
Balance January 1, 1956	\$55.97
Redeemed by cash
Balance December 31, 1956	\$55.97

Property Acquired by Deed or Foreclosure	
Balance January 1, 1956	\$381.34
Sale for cash
Balance December 31, 1956	\$381.34

CAPITAL DEBT, DECEMBER 31, 1956

Gross Debt	
School debt	\$160,000.00
Self-liquidating debt.
Other capital debt
TOTAL GROSS DEBT	\$160,000.00
Per Capita Gross Debt	
.....	\$71.91
Deductions for	
School debt	\$85,407.00
Self-liquidating debt.
Other capital debt
TOTAL DEDUCTIONS	85,407.00
NET DEBT	\$74,593.00

Average Assessed Valuations	
Real Property 1954-1955-1956..	\$1,423,455.00
Per Cent of Net Debt	5.24

CURRENT FINANCES DECEMBER 31, 1956

Cash	\$80,986.93
Taxes receivable	25,402.23
Tax title liens	55.97
Foreclosed property	381.34
Other receivables	352.47
State road aid receivable	8,159.90
Emergencies and deferred charges ..	137.50
TOTAL ASSETS	\$115,476.34

Cash liabilities	\$657.75
Reserves for receivables	26,192.01
Surplus revenue	88,626.58

TOTAL LIABILITIES AND SURPLUS	\$115,476.34
--	---------------------

HARVEY CEDARS BOROUGH—OCEAN COUNTY

Population Census, 1950—106 Land Area 0.79 sq. mi. Net Valuation Taxable \$637,077

EXPENDITURES AND RE-REQUIRED PAYMENTS FOR 1956	
General Government	
Administrative and executive	\$9,500.57
Assessment and collection of taxes	3,261.35
Finance Department	
Protection to Persons & Property	
Fire	2,573.75
Police	7,701.31
Other	
Streets and Roads	
Repairs and maintenance	8,460.16
Street lighting	2,473.96
Sanitation	
Street cleaning	
Garbage and ash removal	4,282.00
Sewers	
Health and Charities	
Health service	
Welfare—public assistance	
Hospitals (aid and maintenance) ..	
Other	921.52
Recreation	
Beaches and boardwalks	1,883.71
Parks and playgrounds	
Other	
Educational	
(Exclusive of school districts) ..	
Unclassified Purposes	
(Including contingent)	100.00
SUB-TOTAL—Municipal functions..	\$41,158.33

Per Capita—Municipal functions	\$388.29
Capital imp'ts and capital imp't fund	\$2,000.00
Debt Service	
Principal payments .	\$2,500.00
Interest payments ..	150.00
Total	2,650.00
Per Capita Debt Service	\$25.00
Deferred Charges and Statutory Expenditures	
Emergencies	\$3,500.00
Other deferred chgs.	521.15
Total	4,021.15

TOTAL—Municipal expenditures ...	\$49,829.48
Required Payments for Local School, County, and Special District Taxes	30,170.88

TOTAL EXPENDITURES AND REQUIRED PAYMENTS	\$80,000.36
Reserve for uncollected taxes	\$5,517.81
GRAND TOTAL—Budget	\$85,518.17

RECEIPTS AND REVENUES REALIZED IN 1956 TO MEET EXPENDITURES AND RE-REQUIRED PAYMENTS	
Surplus revenue appropriated ..	\$11,021.15
Miscellaneous revenues realized.	7,004.66
State aid revenues realized	3,180.00
Delinquent taxes including	
liens—1956 collections	4,008.67
current taxes—1956 collections ..	58,174.65
Emergency borrowings	
TOTAL RECEIPTS AND REVENUES REALIZED	\$83,389.13

CAPITAL OUTLAY—1956	
Beaches and boardwalks	
Buildings and equipment	
Parks and playgrounds	
Sewers	
Streets, roads and bridges	
Water supply	\$32,795.34
Other	

Tax rate	\$9.58
Local school tax rate	1.90
County tax rate	2.68
Local purpose tax rate	5.00

TAXES	
Local school tax ...	\$12,085.29
County taxes	17,085.59
Special district taxes	
Local purpose levy	\$30,170.88
	31,846.14
Total tax levy (tax duplicate) ..	\$61,017.02

Per Capita Total Tax Levy	\$575.63
Current	
1956 taxes levied (total)	\$61,760.95
Collected in 1956	58,174.65
Per cent of levy collected in 1956 ...	94.19
Transferred to liens	
Cancelled, abated or adjusted ...	143.70
Outstanding December 31, 1956 ..	\$3,442.60

All Prior Years Outstanding	
Balance January 1, 1956	\$4,188.25
Collected in 1956	4,008.67
Balance December 31, 1956	\$179.58

Tax Title Liens Outstanding	
Balance January 1, 1956	\$420.05
Redeemed by cash	
Balance December 31, 1956	\$420.05

Property Acquired by Deed or Foreclosure	
Balance January 1, 1956	\$310.00
Sale for cash	2,000.00
Balance December 31, 1956	\$160.00

CAPITAL DEBT, DECEMBER 31, 1956	
Gross Debt	
School debt	\$81,811.00
Self-liquidating debt.	25,000.00
Other capital debt ..	
TOTAL GROSS DEBT	\$106,811.00
Per Capita Gross Debt	\$1,007.65

Deductions for	
School debt	\$81,811.00
Self-liquidating debt.	25,000.00
Other capital debt ..	
TOTAL DEDUCTIONS	106,811.00
NET DEBT	

Average Assessed Valuations	
Real Property 1954-1955-1956 ..	\$585,543.00
Per Cent of Net Debt	

CURRENT FINANCES DECEMBER 31, 1956	
Cash	\$19,401.32
Taxes receivable	3,622.18
Tax title liens	420.05
Foreclosed property	160.00
Other receivables	8,755.55
State road aid receivable	4,000.00
Emergencies and deferred charges ..	823.72
TOTAL ASSETS	\$37,182.82

Cash liabilities	13,815.94
Reserves for receivables	12,957.78
Surplus revenue	10,409.10
TOTAL LIABILITIES AND SURPLUS	\$37,182.82

HASBROUCK HEIGHTS BOROUGH—BERGEN COUNTY

Population Census, 1950—9,181 Land Area 1.5 sq. mi. Net Valuation Taxable \$12,837,792

EXPENDITURES AND REQUIRED PAYMENTS FOR 1956

General Government		
Administrative and executive	\$63,528.60	
Assessment and collection of taxes	19,912.28	
Finance Department	
Protection to Persons & Property		
Fire	31,606.59	
Police	115,090.84	
Other	
Streets and Roads		
Repairs and maintenance	22,553.87	
Street lighting	12,786.91	
Sanitation		
Street cleaning	20,139.38	
Garbage and ash removal	39,627.61	
Sewers	29,796.87	
Health and Charities		
Health service	13,603.78	
Welfare—public assistance	700.00	
Hospitals (aid and maintenance)	
Other	967.82	
Recreation		
Beaches and boardwalks	
Parks and playgrounds	9,157.55	
Other	1,917.04	
Educational		
(Exclusive of school districts) ..	24,400.00	
Unclassified Purposes		
(Including contingent)	10,923.00	
SUB-TOTAL—Municipal functions..	\$416,712.14	

Per Capita—Municipal functions		\$45.39
Capital imp'ts and capital imp't fund	\$20,000.00	
Debt Service		
Principal payments ..	\$41,700.00	
Interest payments ..	14,712.72	
Total	56,412.72	
Per Capita Debt Service		\$6.14
Deferred Charges and Statutory Expenditures		
Emergencies	\$500.00	
Other deferred chgs.	30,403.72	
Total	30,903.72	
TOTAL—Municipal expenditures ...	\$524,028.58	

Required Payments for Local School, County, and Special District Taxes		702,956.88
---	--	-------------------

TOTAL EXPENDITURES AND REQUIRED PAYMENTS

\$1,226,985.46	
Reserve for uncollected taxes	\$44,868.74
GRAND TOTAL—Budget	\$1,271,854.20

RECEIPTS AND REVENUES REALIZED IN 1956 TO MEET EXPENDITURES AND REQUIRED PAYMENTS

Surplus revenue appropriated ..	\$78,000.00
Miscellaneous revenues realized.	157,673.34
State aid revenues realized	7,387.57
Delinquent taxes including	
liens—1956 collections	35,225.27
Current taxes—1956 collections..	996,834.16
Emergency borrowings
TOTAL RECEIPTS AND REVENUES REALIZED	\$1,275,120.34

CAPITAL OUTLAY—1956

Beaches and boardwalks
Buildings and equipment	\$44,685.87
Parks and playgrounds
Sewers	99.59
Streets, roads and bridges	162,379.12
Water supply
Other	194.75

Tax rate	\$8.01
Local school tax rate	4.38
County tax rate	1.10
Local purpose tax rate	2.53

TAXES

Local school tax ...	\$562,360.65	
County taxes	140,596.23	
Special district taxes	
Local purpose levy	\$702,956.88
		327,155.95
Total tax levy (tax duplicate) ..	\$1,030,112.83	

Per Capita Total Tax Levy	\$112.20
--	-----------------

Current

1956 taxes levied (total)	\$1,040,758.20
Collected in 1956	996,834.16
Per cent of levy collected in 1956 ...	95.77
Transferred to liens	80.10
Cancelled, abated or adjusted ...	3,654.14
Outstanding December 31, 1956 ..	\$40,189.80

All Prior Years Outstanding

Balance January 1, 1956	\$51,221.85
Collected in 1956	35,225.27
Balance December 31, 1956	\$15,181.80

Tax Title Liens Outstanding

Balance January 1, 1956	\$1,433.82
Releemed by cash
Balance December 31, 1956	\$839.65

Property Acquired by Deed or Foreclosure

Balance January 1, 1956	\$49,070.00
Sale for cash	12,750.55
Balance December 31, 1956	\$45,820.00

CAPITAL DEBT, DECEMBER 31, 1956

Gross Debt

School debt	\$1,005,000.00
Self-liquidating debt.
Other capital debt ..	779,495.00

TOTAL GROSS DEBT **\$1,784,495.00**

Per Capita Gross Debt **\$194.37**

Deductions for

School debt	\$955,524.00
Self-liquidating debt.
Other capital debt ..	6,233.00

TOTAL DEDUCTIONS **961,757.00**

NET DEBT **\$822,738.00**

Average Assessed Valuations

Real Property 1954-1955-1956..	\$11,944,051.00
Per Cent of Net Debt	6.88

CURRENT FINANCES DECEMBER 31, 1956

Cash	\$70,268.51
Taxes receivable	55,371.60
Tax title liens	839.65
Foreclosed property	45,820.00
Other receivables	184.75
State road aid receivable
Emergencies and deferred charges
TOTAL ASSETS	\$172,484.51

Cash liabilities	\$24,660.08
Reserves for receivables	102,216.00
Surplus revenue	45,608.43

TOTAL LIABILITIES AND SURPLUS **\$172,484.51**

HAWORTH BOROUGH—BERGEN COUNTY

Population Census, 1950—1,612

Land Area 1.97 sq. mi.

Net Valuation Taxable \$5,345,451

EXPENDITURES AND REQUIRED PAYMENTS FOR 1956

General Government	
Administrative and executive	\$17,429.93
Assessment and collection of taxes	6,750.00
Finance Department	1,300.00
Protection to Persons & Property	
Fire	14,300.00
Police	33,625.00
Other
Streets and Roads	
Repairs and maintenance	29,117.71
Street lighting	4,710.07
Sanitation	
Street cleaning
Garbage and ash removal	15,479.29
Sewers
Health and Charities	
Health service	3,400.00
Welfare—public assistance	360.00
Hospitals (aid and maintenance)
Other
Recreation	
Benches and boardwalks
Parks and playgrounds	14,363.00
Other	3,395.00
Educational	
(Exclusive of school districts) ..	6,400.00
Unclassified Purposes	
(Including contingent)	1,750.00
SUB-TOTAL—Municipal functions..	\$152,380.00

Per Capita—Municipal functions	\$94.53
Capital imp'ts and capital imp't fund	\$5,000.00
Debt Service	
Principal payments ..	\$5,000.00
Interest payments ..	456.00
Total	5,456.00
Per Capita Debt Service	\$3.38
Deferred Charges and Statutory Expenditures	
Emergencies
Other deferred chgs. ..	\$3,643.18
Total	3,643.18
TOTAL—Municipal expenditures ..	\$166,479.18

Required Payments for Local School, County, and Special District Taxes	305,307.44
---	-------------------

TOTAL EXPENDITURES AND REQUIRED PAYMENTS	\$471,786.62
---	---------------------

Reserve for uncollected taxes	\$31,409.28
-------------------------------------	-------------

GRAND TOTAL—Budget	\$503,195.90
---------------------------------	---------------------

RECEIPTS AND REVENUES REALIZED IN 1956 TO MEET EXPENDITURES AND REQUIRED PAYMENTS

Surplus revenue appropriated ..	\$35,000.00
Miscellaneous revenues realized ..	50,029.69
State aid revenues realized	3,279.00
Delinquent taxes including
liens—1956 collections	11,802.41
Current taxes—1956 collections..	423,211.99
Emergency borrowings
TOTAL RECEIPTS AND REVENUES REALIZED	\$523,323.09

CAPITAL OUTLAY—1956

Beaches and boardwalks
Buildings and equipment
Parks and playgrounds	\$7,895.68
Sewers
Streets, roads and bridges	6,669.19
Water supply
Other

Tax rate	\$8.02
Local school tax rate	4.82
County tax rate	0.89
Local purpose tax rate	2.31

TAXES

Local school tax ..	\$257,495.57	
County taxes	47,811.87	
Special district taxes	
Local purpose levy	123,169.46	\$305,307.44
Total tax levy (tax duplicate) ..	\$428,476.90	

Per Capita Total Tax Levy	\$265.80
--	-----------------

Current

1956 taxes levied (total)	\$435,069.82
Collected in 1956	423,211.99
Per cent of levy collected in 1956 ..	97.27
Transferred to liens	487.50
Cancelled, abated or adjusted ..	1,151.28
Outstanding December 31, 1956 ..	\$10,219.05

All Prior Years Outstanding

Balance January 1, 1956	\$11,935.97
Collected in 1956	10,855.32
Balance December 31, 1956	\$912.65

Tax Title Liens Outstanding

Balance January 1, 1956	\$5,120.40
Received by cash	947.09
Balance December 31, 1956	\$3,244.03

Property Acquired by Deed or Foreclosure

Balance January 1, 1956	\$93,230.00
Sale for cash	7,200.00
Balance December 31, 1956	\$94,350.00

CAPITAL DEBT, DECEMBER 31, 1956

Gross Debt	
School debt	\$735,565.00
Self-liquidating debt
Other capital debt ..	19,885.00
TOTAL GROSS DEBT	\$755,450.00

Per Capita Gross Debt	\$468.64
------------------------------------	-----------------

Deductions for

School debt	\$629,971.00
Self-liquidating debt
Other capital debt
TOTAL DEDUCTIONS	629,971.00
NET DEBT	\$125,479.00

Average Assessed Valuations

Real Property 1954-1955-1956..	\$3,990,094.00
Per Cent of Net Debt	3.14

CURRENT FINANCES DECEMBER 31, 1956

Cash	\$166,824.87
Taxes receivable	11,131.70
Tax title liens	3,244.03
Foreclosed property	94,350.00
Other receivables	704.00
State road aid receivable
Emergencies and deferred charges
TOTAL ASSETS	\$276,254.60

Cash liabilities	\$44,336.57
Reserves for receivables	109,429.73
Surplus revenue	122,488.30

TOTAL LIABILITIES AND SURPLUS	\$276,254.60
--	---------------------

HAWTHORNE BOROUGH—PASSAIC COUNTY

Population Census, 1950—14,816 Land Area 3.6 sq. mi. Net Valuation Taxable \$24,081,487

EXPENDITURES AND RE-REQUIRED PAYMENTS FOR 1956	
General Government	
Administrative and executive	\$52,624.11
Assessment and collection of taxes	42,242.09
Finance Department
Protection to Persons & Property	
Fire	26,411.60
Police	106,636.54
Other
Streets and Roads	
Repairs and maintenance	49,844.24
Street lighting	16,640.00
Sanitation	
Street cleaning
Garbage and ash removal	40,300.00
Sewers	48,236.92
Health and Charities	
Health service	18,814.52
Welfare—public assistance	2,684.20
Hospitals (aid and maintenance)
Other
Recreation	
Beaches and boardwalks
Parks and playgrounds
Other	19,824.20
Educational	
(Exclusive of school districts) ..	11,000.00
Unclassified Purposes	
(Including contingent)	6,870.80
SUB-TOTAL—Municipal functions..	\$422,129.22

Per Capita—Municipal functions	\$28.49
Capital imp'ts and capital imp't fund	\$109,721.30
Debt Service	
Principal payments ..	\$112,752.50
Interest payments ..	31,351.25
Total	144,103.75
Per Capita Debt Service	\$0.73
Deferred Charges and Statutory Expenditures	
Emergencies
Other deferred chgs. ..	\$12,349.48
Total	12,349.48
TOTAL—Municipal expenditures ...	\$708,803.75

Required Payments for Local School, County, and Special District Taxes	999,245.04
TOTAL EXPENDITURES AND REQUIRED PAYMENTS	\$1,707,548.79
Reserve for uncollected taxes	\$134,863.67
GRAND TOTAL—Budget	\$1,842,412.46

RECEIPTS AND REVENUES REALIZED IN 1956 TO MEET EXPENDITURES AND RE-REQUIRED PAYMENTS	
Surplus revenue appropriated ..	\$300,000.00
Miscellaneous revenues realized.	188,620.63
State aid revenues realized	39,632.00
Delinquent taxes including	
liens—1956 collections	43,199.46
Current taxes—1956 collections..	1,310,538.87
Emergency borrowings
TOTAL RECEIPTS AND REVENUES REALIZED	\$1,881,990.96

CAPITAL OUTLAY—1956	
Beaches and boardwalks
Buildings and equipment
Parks and playgrounds	\$649.50
Sewers
Streets, roads and bridges	15,274.18
Water supply	6,214.59
Other

Tax rate	\$5.60
Local school tax rate	2.80
County tax rate	1.35
Local purpose tax rate	1.45
TAXES	
Local school tax ...	\$674,403.39
County taxes	324,841.65
Special district taxes
Local purpose levy	\$999,245.04
	348,577.92
Total tax levy (tax duplicate) ..	\$1,347,822.96
Per Capita Total Tax Levy	\$90.97
Current	
1956 taxes levied (total)	\$1,368,037.75
Collected in 1956	1,310,538.87
Per cent of levy collected in 1956 ...	95.79
Transferred to liens	110.85
Cancelled, abated or adjusted	3,944.49
Outstanding December 31, 1956 ..	\$53,443.54
All Prior Years Outstanding	
Balance January 1, 1956	\$46,368.28
Collected in 1956	43,199.46
Balance December 31, 1956	\$1,120.66
Tax Title Liens Outstanding	
Balance January 1, 1956	\$1,376.29
Redeemed by cash
Balance December 31, 1956	\$1,121.72
Property Acquired by Deed or Foreclosure	
Balance January 1, 1956	\$35,495.00
Sale for cash	1,335.00
Balance December 31, 1956	\$34,445.00

CAPITAL DEBT, DECEMBER 31, 1956	
Gross Debt	
School debt	\$1,056,000.00
Self-liquidating debt.	180,000.00
Other capital debt ..	628,600.00
TOTAL GROSS DEBT	\$1,864,600.00
Per Capita Gross Debt	\$125.85
Deductions for	
School debt	\$1,056,000.00
Self-liquidating debt.	180,000.00
Other capital debt ..	542.00
TOTAL DEDUCTIONS	1,236,542.00
NET DEBT	\$628,058.00

Average Assessed Valuations	
Real Property 1954-1955-1956 ..	\$22,535,259.00
Per Cent of Net Debt	2.78

CURRENT FINANCES DECEMBER 31, 1956	
Cash	\$331,545.94
Taxes receivable	54,564.20
Tax title liens	1,121.72
Foreclosed property	34,445.00
Other receivables	24,126.30
State road aid receivable	39,632.00
Emergencies and deferred charges
TOTAL ASSETS	\$485,435.16
Cash liabilities	\$66,196.18
Reserves for receivables	114,257.22
Surplus revenue	304,981.76
TOTAL LIABILITIES AND SURPLUS	\$485,435.16

HELMETTA BOROUGH—MIDDLESEX COUNTY

Population Census, 1950—580

Land Area 0.8 sq. mi.

Net Valuation Taxable \$1,220,438

EXPENDITURES AND REQUIRED PAYMENTS FOR 1956
General Government

Administrative and executive	\$4,682.20
Assessment and collection of taxes	1,027.99
Finance Department	450.00

Protection to Persons & Property

Fire	800.00
Police	7,671.85
Other

Streets and Roads

Repairs and maintenance	3,346.94
Street lighting	1,633.19

Sanitation

Street cleaning
Garbage and ash removal	2,340.00
Sewers

Health and Charities

Health service	249.48
Welfare—public assistance	60.00
Hospitals (aid and maintenance)
Other

Recreation

Beaches and boardwalks
Parks and playgrounds	1,098.21
Other

Educational

(Exclusive of school districts)
------------------------------------	-------

Unclassified Purposes

(Including contingent)	200.00
------------------------------	--------

SUB-TOTAL—Municipal functions.. \$23,559.86

Per Capita—Municipal functions

..... \$40.62

Capital imp'ts and capital imp't fund \$1,000.00

Debt Service

Principal payments

Interest payments

Total

Per Capita Debt Service

.....

Deferred Charges and Statutory Expenditures

Emergencies

Other deferred chgs. \$175.14

Total

TOTAL—Municipal expenditures ... \$24,735.00

Required Payments for Local School, County, and Special District Taxes

..... 53,087.45

TOTAL EXPENDITURES AND REQUIRED PAYMENTS

..... \$77,822.45

Reserve for uncollected taxes

..... \$1,289.39

GRAND TOTAL—Budget

..... \$79,111.84

RECEIPTS AND REVENUES REALIZED IN 1956 TO MEET EXPENDITURES AND REQUIRED PAYMENTS

Surplus revenue appropriated ..

..... \$6,000.00

Miscellaneous revenues realized ..

..... 11,167.46

State aid revenues realized

..... 533.00

Delinquent taxes including

liens—1956 collections

..... 413.01

Current taxes—1956 collections..

..... 63,214.67

Emergency borrowings

.....

TOTAL RECEIPTS AND REVENUES REALIZED

..... \$81,328.14

CAPITAL OUTLAY—1956

Beaches and boardwalks

.....

Buildings and equipment

..... \$302.36

Parks and playgrounds

.....

Sewers

.....

Streets, roads and bridges

.....

Water supply

Other

Tax rate	\$5.23
Local school tax rate	2.43
County tax rate	1.91
Local purpose tax rate	0.89

TAXES

Local school tax ...	\$29,717.50	
County taxes	23,369.95	
Special district taxes	
Local purpose levy	<u>\$53,087.45</u>
		<u>10,731.39</u>
Total tax levy (tax duplicate) ..		<u>\$63,818.84</u>

Per Capita Total Tax Levy

..... \$110.03

Current

1956 taxes levied (total)	\$63,927.10
Collected in 1956	63,214.67
Per cent of levy collected in 1956 ...	98.88
Transferred to liens	61.45
Cancelled, abated or adjusted
Outstanding December 31, 1956 ..	<u>\$650.98</u>

All Prior Years Outstanding

Balance January 1, 1956	\$482.99
Collected in 1956	374.07
Balance December 31, 1956	<u>\$108.92</u>

Tax Title Liens Outstanding

Balance January 1, 1956	\$1,212.28
Redeemed by cash	38.94
Balance December 31, 1956	<u>\$1,234.79</u>

Property Acquired by Deed or Foreclosure

Balance January 1, 1956
Sale for cash
Balance December 31, 1956	<u>.....</u>

CAPITAL DEBT, DECEMBER 31, 1956

Gross Debt

School debt
Self-liquidating debt.
Other capital debt

TOTAL GROSS DEBT

.....

Per Capita Gross Debt

.....

Deductions for

School debt
Self-liquidating debt.
Other capital debt

TOTAL DEDUCTIONS

.....

NET DEBT

.....

Average Assessed Valuations

Real Property 1954-1955-1956.. \$744,013.00

Per Cent of Net Debt

CURRENT FINANCES DECEMBER 31, 1956

Cash	\$25,144.89
Taxes receivable	759.90
Tax title liens	1,234.79
Foreclosed property
Other receivables	646.81
State road aid receivable
Emergencies and deferred charges

TOTAL ASSETS

..... \$27,786.39

Cash liabilities

..... \$6,735.79

Reserves for receivables

..... 2,641.50

Surplus revenue

..... 18,409.10

TOTAL LIABILITIES AND SURPLUS

..... \$27,786.39

HIGH BRIDGE BOROUGH—HUNTERDON COUNTY

Population Census, 1950—1,854

Land Area 2.4 sq. mi.

Net Valuation Taxable \$1,946,359

EXPENDITURES AND REQUIRED PAYMENTS FOR 1956

General Government	
Administrative and executive	\$9,255.00
Assessment and collection of taxes	1,660.00
Finance Department	340.00
Protection to Persons & Property	
Fire	2,900.00
Police	5,500.00
Other
Streets and Roads	
Repairs and maintenance	16,925.55
Street lighting	4,100.00
Sanitation	
Street cleaning
Garbage and ash removal	3,350.00
Sewers
Health and Charities	
Health service	1,700.00
Welfare—public assistance	750.00
Hospitals (aid and maintenance)
Other
Recreation	
Beaches and boardwalks
Parks and playgrounds
Other	500.00
Educational	
(Exclusive of school districts) ..	540.00
Unclassified Purposes	
(Including contingent)	250.00
SUB-TOTAL—Municipal functions..	\$47,770.55

Per Capita—Municipal functions	
Capital imp'ts and capital imp't fund	\$25.77
Debt Service	
Principal payments
Interest payments
Total
Per Capita Debt Service	
Deferred Charges and Statutory Expenditures	
Emergencies	\$1,600.00
Other deferred chgs.	500.00
Total	2,100.00

TOTAL—Municipal expenditures ...	\$50,870.55
Required Payments for Local School, County, and Special District Taxes	
	130,921.15

TOTAL EXPENDITURES AND REQUIRED PAYMENTS	\$181,791.70
Reserve for uncollected taxes	\$12,711.42
GRAND TOTAL—Budget	\$194,503.12

RECEIPTS AND REVENUES REALIZED IN 1956 TO MEET EXPENDITURES AND REQUIRED PAYMENTS	
Surplus revenue appropriated ..	\$16,000.00
Miscellaneous revenues realized. ..	11,845.54
State aid revenues realized	2,318.00
Delinquent taxes including liens—1956 collections	
	5,905.78
Current taxes—1956 collections..	155,479.81
Emergency borrowings
TOTAL RECEIPTS AND REVENUES REALIZED	\$191,549.13

CAPITAL OUTLAY—1956	
Beaches and boardwalks
Buildings and equipment
Parks and playgrounds
Sewers
Streets, roads and bridges	\$3,000.00
Water supply
Other

Tax rate	\$8.32
Local school tax rate	5.77
County tax rate	0.96
Local purpose tax rate	1.59

TAXES

Local school tax ...	\$112,286.40	
County taxes	18,634.75	
Special district taxes	
Local purpose levy	\$130,921.15
		31,493.97
Total tax levy (tax duplicate) ..		\$162,415.12

Per Capita Total Tax Levy	\$87.60
--	----------------

Current

1956 taxes levied (total)	\$162,850.02
Collected in 1956	155,479.81
Per cent of levy collected in 1956 ...	95.47
Transferred to liens
Cancelled, abated or adjusted	911.04
Outstanding December 31, 1956 ..	\$6,459.17

All Prior Years Outstanding

Balance January 1, 1956	\$6,124.66
Collected in 1956	5,905.78
Balance December 31, 1956	\$59.33

Tax Title Liens Outstanding

Balance January 1, 1956
Redeemed by cash
Balance December 31, 1956

Property Acquired by Deed or Foreclosure

Balance January 1, 1956
Sale for cash
Balance December 31, 1956

CAPITAL DEBT, DECEMBER 31, 1956

Gross Debt	
School debt	\$60,000.00
Self-liquidating debt.
Other capital debt
TOTAL GROSS DEBT	\$60,000.00
Per Capita Gross Debt	\$32.36

Deductions for

School debt	\$60,000.00
Self-liquidating debt.
Other capital debt
TOTAL DEDUCTIONS	60,000.00
NET DEBT

Average Assessed Valuations

Real Property 1954-1955-1956..	\$1,610,194.00
Per Cent of Net Debt

CURRENT FINANCES DECEMBER 31, 1956

Cash	\$53,116.72
Taxes receivable	6,518.50
Tax title liens
Foreclosed property
Other receivables	200.00
State road aid receivable
Emergencies and deferred charges
TOTAL ASSETS	\$59,835.22

Cash liabilities	\$7,204.46
Reserves for receivables	6,718.50
Surplus revenue	45,912.26

TOTAL LIABILITIES AND SURPLUS	\$59,835.22
--	--------------------

HIGHLAND PARK BOROUGH—MIDDLESEX COUNTY

Population Census, 1950—9,721

Land Area 1.8 sq. mi.

Net Valuation Taxable \$12,172,937

EXPENDITURES AND REQUIRED PAYMENTS FOR 1956

General Government	
Administrative and executive	\$66,841.00
Assessment and collection of taxes	21,345.00
Finance Department
Protection to Persons & Property	
Fire	34,390.00
Police	112,019.00
Other
Streets and Roads	
Repairs and maintenance	38,138.00
Street lighting	18,000.00
Sanitation	
Street cleaning	11,155.00
Garbage and ash removal	55,639.00
Sewers	38,492.00
Health and Charities	
Health service	6,585.00
Welfare—public assistance	1,270.00
Hospitals (aid and maintenance)	1,000.00
Other
Recreation	
Beaches and boardwalks
Parks and playgrounds	11,335.00
Other
Educational	
(Exclusive of school districts) ..	10,611.00
Unclassified Purposes	
(Including contingent)	1,000.00
SUB-TOTAL—Municipal functions..	\$427,820.00

Per Capita—Municipal functions	\$44.01
Capital imp'ts and capital imp't fund	\$15,000.00
Debt Service	
Principal payments ..	\$39,500.00
Interest payments ..	12,571.50
Total	52,071.50
Per Capita Debt Service	\$5.36
Deferred Charges and Statutory Expenditures	
Emergencies
Other deferred chgs. ..	\$39,257.00
Total	39,257.00

TOTAL—Municipal expenditures ...	\$534,148.50
Required Payments for Local School, County, and Special District Taxes	
	743,163.16
TOTAL EXPENDITURES AND REQUIRED PAYMENTS	\$1,277,311.66
Reserve for uncollected taxes	\$71,816.00
GRAND TOTAL—Budget	\$1,349,127.66

RECEIPTS AND REVENUES REALIZED IN 1956 TO MEET EXPENDITURES AND REQUIRED PAYMENTS	
Surplus revenue appropriated ..	\$108,000.00
Miscellaneous revenues realized ..	301,005.51
State aid revenues realized	6,903.59
Delinquent taxes including	
liens—1956 collections	29,455.45
Current taxes—1956 collections..	1,013,690.67
Emergency borrowings
TOTAL RECEIPTS AND REVENUES REALIZED	\$1,459,055.22

CAPITAL OUTLAY—1956

Beaches and boardwalks
Buildings and equipment
Parks and playgrounds
Sewers
Streets, roads and bridges
Water supply
Other

Tax rate	\$8.52
Local school tax rate	4.47
County tax rate	1.64
Local purpose tax rate	2.41

TAXES

Local school tax ...	\$543,599.45
County taxes	199,563.71
Special district taxes
Local purpose levy	\$743,163.16
	296,600.00
Total tax levy (tax duplicate) ..	\$1,039,763.16
Per Capita Total Tax Levy	\$106.96

Current	
1956 taxes levied (total)	\$1,050,928.02
Collected in 1956	1,013,690.67
Per cent of levy collected in 1956 ...	96.45
Transferred to liens	511.20
Cancelled, abated or adjusted	1,783.20
Outstanding December 31, 1956 ..	\$34,942.95

All Prior Years Outstanding	
Balance January 1, 1956	\$30,908.94
Collected in 1956	29,227.29
Balance December 31, 1956	\$1,574.66

Tax Title Liens Outstanding	
Balance January 1, 1956	\$10,605.71
Redeemed by cash	228.16
Balance December 31, 1956	\$10,957.52

Property Acquired by Deed or Foreclosure	
Balance January 1, 1956	\$85,095.00
Sale for cash	122,554.63
Balance December 31, 1956	\$57,286.00

CAPITAL DEBT, DECEMBER 31, 1956

Gross Debt	
School debt	\$634,000.00
Self-liquidating debt ..	172,000.00
Other capital debt ..	488,000.00
TOTAL GROSS DEBT	\$1,294,000.00
Per Capita Gross Debt	\$133.11

Deductions for	
School debt	\$634,000.00
Self-liquidating debt ..	172,000.00
Other capital debt ..	69,896.00
TOTAL DEDUCTIONS	\$875,896.00
NET DEBT	\$418,104.00

Average Assessed Valuations	
Real Property 1954-1955-1956..	\$11,453,582.00
Per Cent of Net Debt	3.65

CURRENT FINANCES DECEMBER 31, 1956

Cash	\$346,690.10
Taxes receivable	36,517.61
Tax title liens	10,957.52
Foreclosed property	57,286.00
Other receivables	1,398.08
State road aid receivable ..	5,993.00
Emergencies and deferred charges ..	9,000.00

TOTAL ASSETS **\$463,842.31**

Cash liabilities	\$61,402.10
Reserves for receivables	106,159.21
Surplus revenue	296,281.00

TOTAL LIABILITIES AND SURPLUS **\$463,842.31**

HIGHLANDS BOROUGH—MONMOUTH COUNTY

Population Census, 1950—2,959 Land Area 1.1 sq. mi. Net Valuation Taxable \$2,321,342

EXPENDITURES AND REQUIRED PAYMENTS FOR 1956	
General Government	
Administrative and executive	\$19,669.17
Assessment and collection of taxes	6,299.91
Finance Department
Protection to Persons & Property	
Fire	5,039.50
Police	27,660.00
Other
Streets and Roads	
Repairs and maintenance	23,483.78
Street lighting	6,777.34
Sanitation	
Street cleaning
Garbage and ash removal	18,301.13
Sewers
Health and Charities	
Health service	1,996.32
Welfare—public assistance	2,892.00
Hospitals (aid and maintenance)
Other
Recreation	
Beaches and boardwalks	2,004.43
Parks and playgrounds	1,721.54
Other	2,000.00
Educational	
(Exclusive of school districts) ..	400.00
Unclassified Purposes	
(Including contingent)	850.00
SUB-TOTAL—Municipal functions..	\$119,095.12
Per Capita—Municipal functions	
Capital imp'ts and capital imp't fund	\$40.25
Debt Service	
Principal payments .. \$31,000.00	
Interest payments .. 13,010.00	
Total	\$44,010.00
Per Capita Debt Service	
Deferred Charges and Statutory Expenditures	
Emergencies	\$5,000.00
Other deferred chgs.	5,046.40
Total	10,046.40
TOTAL—Municipal expenditures ..	\$174,651.52
Required Payments for Local School, County, and Special District Taxes	
TOTAL EXPENDITURES AND REQUIRED PAYMENTS	\$310,103.93
Reserve for uncollected taxes	\$54,496.34
GRAND TOTAL—Budget	\$364,600.27
RECEIPTS AND REVENUES REALIZED IN 1956 TO MEET EXPENDITURES AND REQUIRED PAYMENTS	
Surplus revenue appropriated ..	\$37,000.00
Miscellaneous revenues realized ..	45,284.81
State aid revenues realized	4,298.51
Delinquent taxes including	
liens—1956 collections	39,618.02
Current taxes—1956 collections..	207,132.18
Emergency borrowings
TOTAL RECEIPTS AND REVENUES REALIZED	\$333,333.52

CAPITAL OUTLAY—1956

Beaches and boardwalks	\$230.75
Buildings and equipment
Parks and playgrounds
Sewers
Streets, roads and bridges
Water supply
Other

Tax rate	\$10.54
Local school tax rate	4.30
County tax rate	1.54
Local purpose tax rate	4.70

TAXES

Local school tax ...	\$99,775.17	
County taxes	35,677.24	
Special district taxes	
Local purpose levy	\$135,452.41
		109,164.86
Total tax levy (tax duplicate) ..		\$244,617.27

Per Capita Total Tax Levy **\$82.67**

Current

1956 taxes levied (total)	\$246,151.09
Collected in 1956	207,132.18
Per cent of levy collected in 1956 ...	84.14
Transferred to liens	942.32
Cancelled, abated or adjusted	503.71
Outstanding December 31, 1956 ..	\$37,572.88

All Prior Years Outstanding

Balance January 1, 1956	\$42,676.10
Collected in 1956	39,444.42
Balance December 31, 1956	\$3,009.50

Tax Title Liens Outstanding

Balance January 1, 1956	\$10,093.93
Retained by cash	173.60
Balance December 31, 1956	\$11,052.15

Property Acquired by Deed or Foreclosure

Balance January 1, 1956	\$820.00
Sale for cash	150.00
Balance December 31, 1956	\$670.00

CAPITAL DEBT, DECEMBER 31, 1956

Gross Debt	
School debt	\$60,000.00
Self-liquidating debt ..	90,000.00
Other capital debt ..	413,000.00
TOTAL GROSS DEBT	\$563,000.00
Per Capita Gross Debt	\$190.27

Deductions for

School debt	\$60,000.00
Self-liquidating debt ..	90,000.00
Other capital debt
TOTAL DEDUCTIONS	150,000.00
NET DEBT	\$413,000.00

Average Assessed Valuations

Real Property 1954-1955-1956..	\$2,251,868.00
Per Cent of Net Debt	18.34

CURRENT FINANCES DECEMBER 31, 1956

Cash	\$113,533.75
Taxes receivable	40,582.38
Tax title liens	11,052.15
Foreclosed property	670.00
Other receivables	7,037.51
State road aid receivable
Emergencies and deferred charges
TOTAL ASSETS	\$172,875.79
Cash liabilities	\$58,925.66
Reserves for receivables	59,342.04
Surplus revenue	54,608.09
TOTAL LIABILITIES AND SURPLUS	\$172,875.79

HIGHTSTOWN BOROUGH—MERCER COUNTY

Population Census, 1950—3,712

Land Area 1.23 sq. mi.

Net Valuation Taxable \$4,211,187

EXPENDITURES AND REQUIRED PAYMENTS FOR 1956

General Government	
Administrative and executive . . .	\$23,226.80
Assessment and collection of taxes	2,948.58
Finance Department	1,122.00
Protection to Persons & Property	
Fire	7,550.00
Police	26,930.80
Other
Streets and Roads	
Repairs and maintenance	26,301.50
Street lighting	6,670.00
Sanitation	
Street cleaning
Garbage and ash removal	20,267.49
Sewers
Health and Charities	
Health service	2,421.73
Welfare—public assistance	2,290.30
Hospitals (aid and maintenance)	800.00
Other
Recreation	
Beaches and boardwalks
Parks and playgrounds	1,385.40
Other
Educational (Exclusive of school districts) ..	
	4,365.00
Unclassified Purposes (Including contingent)	
	301.35
SUB-TOTAL—Municipal functions..	\$126,580.95

Per Capita—Municipal functions	\$34.10
Capital imp'ts and capital imp't fund	\$11,666.67
Debt Service	
Principal payments	\$2,807.20
Interest payments	673.22
Total	3,480.42
Per Capita Debt Service	\$0.94
Deferred Charges and Statutory Expenditures	
Emergencies
Other deferred chgs.	\$2,234.35
Total	2,234.35

TOTAL—Municipal expenditures \$143,962.39

Required Payments for Local School, County, and Special District Taxes 245,319.11

TOTAL EXPENDITURES AND REQUIRED PAYMENTS \$389,281.50

Reserve for uncollected taxes \$51,497.90

GRAND TOTAL—Budget \$440,779.40

RECEIPTS AND REVENUES REALIZED IN 1956 TO MEET EXPENDITURES AND REQUIRED PAYMENTS

Surplus revenue appropriated	\$20,200.00
Miscellaneous revenues realized	51,994.30
State aid revenues realized	10,519.00
Delinquent taxes including	
liens—1956 collections	22,977.38
Current taxes—1956 collections..	331,099.82
Emergency borrowings
TOTAL RECEIPTS AND REVENUES REALIZED	\$436,790.50

CAPITAL OUTLAY—1956

Beaches and boardwalks
Buildings and equipment	\$5,122.65
Parks and playgrounds
Sewers
Streets, roads and bridges	15,560.86
Water supply
Other

Tax rate	\$8.13
Local school tax rate	4.26
County tax rate	1.56
Local purpose tax rate	2.31

TAXES

Local school tax	\$179,512.38	
County taxes	65,806.73	
Special district taxes	
Local purpose levy	100,508.27	
Total tax levy (tax duplicate) ..	\$345,827.38	

Per Capita Total Tax Levy \$93.16

Current	
1956 taxes levied (total)	\$352,569.08
Collected in 1956	331,099.82
Per cent of levy collected in 1956	93.91
Transferred to liens	8.94
Cancelled, abated or adjusted	487.80
Outstanding December 31, 1956 ..	\$20,972.52

All Prior Years Outstanding	
Balance January 1, 1956	\$23,550.45
Collected in 1956	22,977.38
Balance December 31, 1956	\$242.37

Tax Title Liens Outstanding	
Balance January 1, 1956	\$24.00
Redeemed by cash
Balance December 31, 1956	\$32.94

Property Acquired by Deed or Foreclosure	
Balance January 1, 1956	\$800.00
Sale for cash
Balance December 31, 1956	\$800.00

CAPITAL DEBT, DECEMBER 31, 1956

Gross Debt	
School debt	\$339,285.00
Self-liquidating debt.	71,777.00
Other capital debt	70,809.00

TOTAL GROSS DEBT \$481,871.00
Per Capita Gross Debt \$129.81

Deductions for	
School debt	\$292,673.00
Self-liquidating debt.	71,777.00
Other capital debt

TOTAL DEDUCTIONS 364,450.00
NET DEBT \$117,421.00

Average Assessed Valuations
Real Property 1954-1955-1956.. \$3,658,416.00
Per Cent of Net Debt 3.21

CURRENT FINANCES DECEMBER 31, 1956

Cash	\$110,666.30
Taxes receivable	21,214.89
Tax title liens	32.94
Foreclosed property	800.00
Other receivables
State road aid receivable	10,000.00
Emergencies and deferred charges

TOTAL ASSETS \$142,714.13

Cash liabilities	\$22,624.72
Reserves for receivables	22,047.83
Surplus revenue	98,041.58

TOTAL LIABILITIES AND SURPLUS \$142,714.13

HILLSBOROUGH TOWNSHIP—SOMERSET COUNTY

Population Census, 1950—3,875 Land Area 54.7 sq. mi. Net Valuation Taxable \$5,198,714

EXPENDITURES AND RE-REQUIRED PAYMENTS FOR 1956	
General Government	
Administrative and executive	\$27,170.00
Assessment and collection of taxes	14,900.00
Finance Department	1,200.00
Protection to Persons & Property	
Fire	5,000.00
Police	5,825.00
Other
Streets and Roads	
Repairs and maintenance	82,000.00
Street lighting	2,230.00
Sanitation	
Street cleaning
Garbage and ash removal
Sewers
Health and Charities	
Health service	2,000.00
Welfare—public assistance	970.00
Hospitals (aid and maintenance)	250.00
Other
Recreation	
Benches and boardwalks
Parks and playgrounds
Other	1,000.00
Educational	
(Exclusive of school districts)
Unclassified Purposes	
(Including contingent)	250.00
SUB-TOTAL—Municipal functions..	\$142,795.00
Per Capita—Municipal functions	\$36.85
Capital imp'ts and capital imp't fund	\$17,000.00
Debt Service	
Principal payments
Interest payments
Total
Per Capita Debt Service	
Deferred Charges and Statutory Expenditures	
Emergencies
Other deferred chgs	\$1,597.62
Total	1,597.62
TOTAL—Municipal expenditures ...	\$161,392.62
Required Payments for Local School, County, and Special District Taxes	
	422,481.18
TOTAL EXPENDITURES AND REQUIRED PAYMENTS	\$583,873.80
Reserve for uncollected taxes	\$81,794.44
GRAND TOTAL—Budget	\$665,668.24
RECEIPTS AND REVENUES REALIZED IN 1956 TO MEET EXPENDITURES AND RE-REQUIRED PAYMENTS	
Surplus revenue appropriated ..	\$110,000.00
Miscellaneous revenues realized ..	90,367.37
State aid revenues realized	13,129.00
Delinquent taxes including liens—1956 collections	33,084.51
Current taxes—1956 collections..	420,731.61
Emergency borrowings
TOTAL RECEIPTS AND REVENUES REALIZED	\$667,312.40
CAPITAL OUTLAY—1956	
Beaches and boardwalks
Buildings and equipment
Parks and playgrounds
Sewers
Streets, roads and bridges
Water supply
Other

Tax rate	\$8.98
Local school tax rate	6.83
County tax rate	1.30
Local purpose tax rate	0.85
TAXES	
Local school tax ...	\$355,076.29
County taxes	67,404.89
Special district taxes
Local purpose levy	\$422,481.18
Total tax levy (tax duplicate) ..	\$466,439.24
Per Capita Total Tax Levy	\$120.37
Current	
1956 taxes levied (total)	\$469,290.75
Collected in 1956	420,731.61
Per cent of levy collected in 1956 ...	89.65
Transferred to liens
Cancelled, abated or adjusted	91.45
Outstanding December 31, 1956 ..	\$48,467.69
All Prior Years Outstanding	
Balance January 1, 1956	\$36,402.56
Collected in 1956	31,865.26
Balance December 31, 1956	\$3,630.47
Tax Title Liens Outstanding	
Balance January 1, 1956	\$63,705.09
Reimbued by cash	1,219.25
Balance December 31, 1956	\$62,485.84
Property Acquired by Deed or Foreclosure	
Balance January 1, 1956	\$62,330.00
Sale for cash	1,940.00
Balance December 31, 1956	\$60,390.00
CAPITAL DEBT, DECEMBER 31, 1956	
Gross Debt	
School debt	\$801,000.00
Self-liquidating debt
Other capital debt
TOTAL GROSS DEBT	\$801,000.00
Per Capita Gross Debt	\$206.71
Deductions for	
School debt	\$261,273.00
Self-liquidating debt
Other capital debt
TOTAL DEDUCTIONS	261,273.00
NET DEBT	\$539,727.00
Average Assessed Valuations	
Real Property 1954-1955-1956..	\$4,354,547.00
Per Cent of Net Debt	12.39
CURRENT FINANCES DECEMBER 31, 1956	
Cash	\$275,494.32
Taxes receivable	52,098.16
Tax title liens	62,485.84
Foreclosed property	60,390.00
Other receivables	532.39
State road aid receivable	3,656.08
Emergencies and deferred charges
TOTAL ASSETS	\$454,656.79
Cash liabilities	\$29,168.39
Reserves for receivables	175,506.39
Surplus revenue	249,982.01
TOTAL LIABILITIES AND SURPLUS	\$454,656.79

HILLSDALE BOROUGH—BERGEN COUNTY

Population Census, 1950—4,127

Land Area 2.9 sq. mi.

Net Valuation Taxable \$7,303,602

EXPENDITURES AND REQUIRED PAYMENTS FOR 1956

General Government	
Administrative and executive	\$52,034.00
Assessment and collection of taxes	25,680.00
Finance Department	
Protection to Persons & Property	
Fire	31,028.00
Police	60,040.00
Other	
Streets and Roads	
Repairs and maintenance	40,087.00
Street lighting	9,908.00
Sanitation	
Street cleaning	
Garbage and ash removal	28,575.00
Sewers	
Health and Charities	
Health service	14,090.00
Welfare—public assistance	950.00
Hospitals (aid and maintenance) ..	
Other	
Recreation	
Beaches and boardwalks	
Parks and playgrounds	1,650.00
Other	6,425.00
Educational	
(Exclusive of school districts) ..	12,560.00
Unclassified Purposes	
(Including contingent)	2,375.00
SUB-TOTAL—Municipal functions..	\$285,402.00

Per Capita—Municipal functions ...	\$69.15
Capital imp'ts and capital imp't fund	\$49,950.00
Debt Service	
Principal payments ..	\$10,000.00
Interest payments ..	217.50
Total	10,217.50
Per Capita Debt Service	\$2.48
Deferred Charges and Statutory Expenditures	
Emergencies	
Other deferred chgs.	\$8,348.75
Total	8,348.75

TOTAL—Municipal expenditures ...	\$353,918.25
Required Payments for Local School, County, and Special District Taxes	
	576,317.77
TOTAL EXPENDITURES AND REQUIRED PAYMENTS	\$930,236.02
Reserve for uncollected taxes	\$48,218.06
GRAND TOTAL—Budget	\$978,454.08

RECEIPTS AND REVENUES REALIZED IN 1956 TO MEET EXPENDITURES AND REQUIRED PAYMENTS	
Surplus revenue appropriated ..	\$105,000.00
Miscellaneous revenues realized.	180,273.20
State aid revenues realized	4,266.00
Delinquent taxes including	
liens—1956 collections	29,636.12
current taxes—1956 collections..	773,743.07
Emergency borrowings	
TOTAL RECEIPTS AND REVENUES REALIZED	\$1,092,918.39

CAPITAL OUTLAY—1956	
Beaches and boardwalks	
Buildings and equipment	\$31,660.15
Parks and playgrounds	
Sewers	
Streets, roads and bridges	21,176.19
Water supply	
Other	

Tax rate	\$10.82
Local school tax rate	6.65
County tax rate	1.24
Local purpose tax rate	2.93

TAXES	
Local school tax ...	\$485,909.23
County taxes	90,408.54
Special district taxes	
Local purpose levy	216,370.31
Total tax levy (tax duplicate) ..	\$792,688.08

Per Capita Total Tax Levy		\$192.07
Current		
1956 taxes levied (total)	\$802,807.54	
Collected in 1956	773,743.07	
Per cent of levy collected in 1956 ...	96.37	
Transferred to liens	2,998.53	
Cancelled, abated or adjusted	2,196.46	
Outstanding December 31, 1956 ..	\$23,869.48	

All Prior Years Outstanding	
Balance January 1, 1956	\$36,446.39
Collected in 1956	25,614.15
Balance December 31, 1956	\$10,822.19

Tax Title Liens Outstanding	
Balance January 1, 1956	\$35,717.74
Releemed by cash	4,021.97
Balance December 31, 1956	\$25,029.77

Property Acquired by Deed or Foreclosure	
Balance January 1, 1956	\$20,345.00
Sale for cash	87,665.00
Balance December 31, 1956	\$14,160.00

CAPITAL DEBT, DECEMBER 31, 1956

Gross Debt	
School debt	\$1,644,545.00
Self-liquidating debt ..	
Other capital debt ..	10,000.00
TOTAL GROSS DEBT	\$1,654,545.00
Per Capita Gross Debt	\$400.91

Deductions for	
School debt	\$1,235,087.00
Self-liquidating debt	
Other capital debt ..	
TOTAL DEDUCTIONS	1,235,087.00
NET DEBT	\$419,458.00

Average Assessed Valuations	
Real Property 1954-1955-1956..	\$6,609,027.00
Per Cent of Net Debt	6.34

CURRENT FINANCES DECEMBER 31, 1956	
Cash	\$308,640.14
Taxes receivable	34,691.67
Tax title liens	25,029.77
Foreclosed property	14,160.00
Other receivables	49,713.52
State road aid receivable	
Emergencies and deferred charges ..	
TOTAL ASSETS	\$432,235.10
Cash liabilities	\$98,939.42
Reserves for receivables	123,594.96
Surplus revenue	209,700.72
TOTAL LIABILITIES AND SURPLUS	\$432,235.10

HILLSIDE TOWNSHIP—UNION COUNTY

Population Census, 1950—21,007 Land Area 2.7 sq. mi. Net Valuation Taxable \$43,993,405

EXPENDITURES AND REQUIRED PAYMENTS FOR 1956		
General Government		
Administrative and executive	\$134,520.00	
Assessment and collection of taxes ..	46,780.00	
Finance Department	7,800.00	
Protection to Persons & Property		
Fire	300,325.00	
Police	375,990.00	
Other	
Streets and Roads		
Repairs and maintenance	120,140.00	
Street lighting	31,000.00	
Sanitation		
Street cleaning	
Garbage and ash removal	65,240.00	
Sewers	40,760.00	
Health and Charities		
Health service	35,135.00	
Welfare—public assistance	10,186.00	
Hospitals (aid and maintenance)	
Other	
Recreation		
Beaches and boardwalks	
Parks and playgrounds	
Other	32,000.00	
Educational (Exclusive of school districts) ..		38,683.00
Unclassified Purposes (Including contingent)		25,536.00
SUB-TOTAL—Municipal functions..		\$1,264,095.00
Per Capita—Municipal functions ..		\$60.17
Capital imp'ts and capital imp't fund	\$5,000.00	
Debt Service		
Principal payments ..	\$38,669.02	
Interest payments ..	31,999.98	
Total	70,669.00	
Per Capita Debt Service		\$3.36
Deferred Charges and Statutory Expenditures		
Emergencies	
Other deferred chgs. ..	\$75,626.00	
Total	75,626.00	
TOTAL—Municipal expenditures ...		\$1,415,390.00
Required Payments for Local School, County, and Special District Taxes		1,625,014.73
TOTAL EXPENDITURES AND REQUIRED PAYMENTS		\$3,040,404.73
Reserve for uncollected taxes	\$238,668.49	
GRAND TOTAL—Budget		\$3,279,073.22

Tax rate	\$5.98
Local school tax rate	2.81
County tax rate	0.89
Local purpose tax rate	2.28

TAXES	
Local school tax ...	\$1,234,057.50
County taxes	390,957.23
Special district taxes
Local purpose levy	\$1,625,014.73
	1,008,879.10
Total tax levy (tax duplicate) ..	\$2,633,893.83

Per Capita Total Tax Levy		\$125.38
Current		
1956 taxes levied (total)	\$2,666,480.57	
Collected in 1956	2,592,391.28	
Per cent of levy collected in 1956 ...	97.22	
Transferred to liens	131.56	
Cancelled, abated or adjusted	2,913.37	
Outstanding December 31, 1956 ..	\$71,044.36	

All Prior Years Outstanding	
Balance January 1, 1956	\$108,058.50
Collected in 1956	57,425.48
Balance December 31, 1956	\$48,582.64

Tax Title Liens Outstanding	
Balance January 1, 1956	\$2,037.68
Reeemed by cash	681.16
Balance December 31, 1956	\$467.77

Property Acquired by Deed or Foreclosure	
Balance January 1, 1956	\$82,369.00
Sale for cash	25,249.40
Balance December 31, 1956	\$73,004.00

CAPITAL DEBT, DECEMBER 31, 1956

Gross Debt	
School debt	\$1,244,900.00
Self-liquidating debt
Other capital debt ..	1,490,799.00
TOTAL GROSS DEBT	\$2,735,699.00
Per Capita Gross Debt	\$130.23

Deductions for	
School debt	\$1,244,900.00
Self-liquidating debt
Other capital debt ..	16,950.00
TOTAL DEDUCTIONS	1,261,850.00
NET DEBT	\$1,473,849.00

Average Assessed Valuations	
Real Property 1954-1955-1956..	\$35,688,963.00
Per Cent of Net Debt	4.12

CURRENT FINANCES DECEMBER 31, 1956

Cash	\$485,116.44
Taxes receivable	119,627.00
Tax title liens	467.77
Foreclosed property	73,004.00
Other receivables	7,460.01
State road aid receivable
Emergencies and deferred charges
TOTAL ASSETS	\$685,675.22
Cash liabilities	\$155,509.07
Reserves for receivables	200,558.78
Surplus revenue	329,607.37

TOTAL LIABILITIES AND SURPLUS		\$685,675.22
--	--	---------------------

CAPITAL OUTLAY—1956	
Beaches and boardwalks
Buildings and equipment	\$226,988.98
Parks and playgrounds
Sewers	3,557.88
Streets, roads and bridges	40,309.49
Water supply
Other

HI-NELLA BOROUGH—CAMDEN COUNTY

Population Census, 1950—237

Land Area 0.22 sq. mi.

Neta Valuation Taxable \$322,860

EXPENDITURES AND REQUIRED PAYMENTS FOR 1956

General Government	
Administrative and executive	\$2,247.94
Assessment and collection of taxes	596.75
Finance Department
Protection to Persons & Property	
Fire	595.76
Police	55.00
Other
Streets and Roads	
Repairs and maintenance	1,894.35
Street lighting	475.00
Sanitation	
Street cleaning
Garbage and ash removal	800.00
Sewers
Health and Charities	
Health service	25.00
Welfare—public assistance
Hospitals (aid and maintenance)
Other
Recreation	
Beaches and boardwalks
Parks and playgrounds	20.00
Other
Educational (Exclusive of school districts) ..	
.....
Unclassified Purposes (Including contingent)	
.....	145.00
SUB-TOTAL—Municipal functions..	\$6,854.80

Per Capita—Municipal functions	\$28.92
Capital imp'ts and capital imp't fund
Debt Service	
Principal payments
Interest payments
Total

Per Capita Debt Service	
Deferred Charges and Statutory Expenditures	
Emergencies	\$500.00
Other deferred chgs.	25.20
Total	\$525.20
TOTAL—Municipal expenditures ..	\$7,380.00

Required Payments for Local School, County, and Special District Taxes	23,489.08
---	------------------

TOTAL EXPENDITURES AND REQUIRED PAYMENTS **\$30,869.08**

Reserve for uncollected taxes	\$4,020.00
GRAND TOTAL—Budget	\$34,889.08

RECEIPTS AND REVENUES REALIZED IN 1956 TO MEET EXPENDITURES AND REQUIRED PAYMENTS

Surplus revenue appropriated ..	\$4,000.00
Miscellaneous revenues realized.	2,792.45
State aid revenues realized	1,308.00
Delinquent taxes including
Liens—1956 collections	1,690.36
Current taxes—1956 collections..	23,564.58
Emergency borrowings
TOTAL RECEIPTS AND REVENUES REALIZED	\$33,355.39

CAPITAL OUTLAY—1956

Beaches and boardwalks
Buildings and equipment
Parks and playgrounds
Sewers
Streets, roads and bridges
Water supply
Other

Tax rate	\$8.18
Local school tax rate	5.21
County tax rate	2.06
Local purpose tax rate	0.91

TAXES

Local school tax ...	\$16,825.00	
County taxes	6,664.08	
Special district taxes	
Local purpose levy	2,900.00	\$23,489.08
Total tax levy (tax duplicate) ..	\$26,389.08	

Per Capita Total Tax Levy **\$111.35**

Current

1956 taxes levied (total)	\$26,389.08
Collected in 1956	23,564.58
Per cent of levy collected in 1956 ...	89.29
Transferred to liens
Cancelled, abated or adjusted
Outstanding December 31, 1956 ..	\$2,824.50

All Prior Years Outstanding

Balance January 1, 1956	\$4,343.02
Collected in 1956	1,690.36
Balance December 31, 1956	\$2,652.66

Tax Title Liens Outstanding

Balance January 1, 1956	\$352.98
Releemed by cash
Balance December 31, 1956	\$352.98

Property Acquired by Deed or Foreclosure

Balance January 1, 1956	\$1,475.00
Sale for cash	200.00
Balance December 31, 1956	\$1,275.00

CAPITAL DEBT, DECEMBER 31, 1956

Gross Debt

School debt
Self-liquidating debt
Other capital debt

TOTAL GROSS DEBT

Per Capita Gross Debt

Deductions for

School debt
Self-liquidating debt
Other capital debt

TOTAL DEDUCTIONS

NET DEBT

Average Assessed Valuations

Real Property 1954-1955-1956..	\$343,735.00
Per Cent of Net Debt

CURRENT FINANCES DECEMBER 31, 1956

Cash	\$18,980.13
Taxes receivable	5,477.16
Tax title liens	352.98
Foreclosed property	1,275.00
Other receivables	359.39
State road aid receivable	2,820.64
Emergencies and deferred charges ..	.40
TOTAL ASSETS	\$29,265.70

Cash liabilities	\$9,237.38
Reserves for receivables	7,464.53
Surplus revenue	12,563.79

TOTAL LIABILITIES AND SURPLUS

\$29,265.70

HOBOKEN CITY—HUDSON COUNTY

Population Census, 1950—50,676 Land Area 1.3 sq. mi. Net Valuation Taxable \$80,909,165

EXPENDITURES AND REQUIRED PAYMENTS FOR 1956		Tax rate	\$9.43
General Government		Local school tax rate	2.55
Administrative and executive	\$592,550.00	County tax rate	1.44
Assessment and collection of taxes	35,700.00	Local purpose tax rate	5.44
Finance Department	80,210.00		
Protection to Persons & Property		TAXES	
Fire	838,360.00	Local school tax ...	\$2,063,011.38
Police	1,003,560.00	County taxes	1,164,310.35
Other	Special district taxes
Streets and Roads		Local purpose levy	\$3,227,321.73
Repairs and maintenance	178,120.00		4,412,680.78
Street lighting	52,000.00		
Sanitation		Total tax levy (tax duplicate) ..	\$7,640,002.51
Street cleaning	132,400.00		
Garbage and ash removal	186,900.00		
Sewers	61,500.00		
Health and Charities		Per Capita Total	
Health service	79,675.00	Tax Levy	\$150.76
Welfare—public assistance	112,900.00		
Hospitals (aid and maintenance) ..	175,000.00		
Other	100.00		
Recreation		Current	
Beaches and boardwalks	1956 taxes levied (total)	\$7,644,465.30
Parks and playgrounds	263,770.00	Collected in 1956	7,001,139.08
Other	Per cent of levy col-	
Educational		lected in 1956 ...	91.58
(Exclusive of school districts) ..	52,550.00	Transferred to liens	48,074.14
Unclassified Purposes		Cancelled, abated or adjusted ...	182,277.37
(Including contingent)	12,000.00	Outstanding December 31, 1956 ..	\$412,974.71
SUB-TOTAL—Municipal functions..	\$3,857,295.00		
Per Capita—Municipal functions	\$76.12	All Prior Years Outstanding	
Capital imp'ts and capital imp't fund	\$76,500.00	Balance January 1, 1956	\$695,213.77
Debt Service		Collected in 1956	592,192.19
Principal payments ..	\$595,000.00	Balance December 31, 1956	\$337,917.17
Interest payments ..	113,808.00		
Total	*708,808.00	Tax Title Liens Outstanding	
Per Capita Debt Service	\$13.99	Balance January 1, 1956	\$375,583.03
Deferred Charges and Statutory Expenditures		Redeemed by cash	2,059.70
Emergencies	Balance December 31, 1956	\$422,332.30
Other deferred chgs. \$480,824.18			
Total	480,824.18	Property Acquired by Deed or Foreclosure	
TOTAL—Municipal expenditures ..	\$5,123,427.18	Balance January 1, 1956	\$372,405.00
Required Payments for Local School, County, and Special District Taxes	2,996,963.73	Sale for cash	17,600.00
TOTAL EXPENDITURES AND REQUIRED PAYMENTS	\$8,120,390.91	Balance December 31, 1956	\$317,725.00
Reserve for uncollected taxes	\$776,122.60		
GRAND TOTAL—Budget	\$8,896,513.51	CAPITAL DEBT, DECEMBER 31, 1956	
RECEIPTS AND REVENUES REALIZED IN 1956 TO MEET EXPENDITURES AND REQUIRED PAYMENTS		Gross Debt	
Surplus revenue appropriated ..	\$250,000.00	School debt	\$2,240,000.00
Miscellaneous revenues realized ..	844,874.66	Self-liquidating debt
State aid revenues realized	88,120.48	Other capital debt ..	12,333,500.00
Delinquent taxes including		TOTAL GROSS DEBT	\$14,573,500.00
liens—1956 collections	594,251.89	Per Capita Gross Debt	\$287.58
Current taxes—1956 collections..	7,001,139.08		
Emergency borrowings	Deductions for	
TOTAL RECEIPTS AND REVENUES REALIZED	\$8,778,386.11	School debt	\$2,240,000.00
		Self-liquidating debt
		Other capital debt ..	4,100,500.00
		TOTAL DEDUCTIONS	6,340,500.00
		NET DEBT	\$8,233,000.00
		Average Assessed Valuations	
		Real Property 1954-1955-1956..	\$71,181,953.00
		Per Cent of Net Debt	11.56
		CURRENT FINANCES DECEMBER 31, 1956	
		Cash	\$1,254,838.33
		Taxes receivable	750,891.88
		Tax title liens	422,332.30
		Foreclosed property	317,725.00
		Other receivables	66,989.73
		State road aid receivable ..	23,662.14
		Emergencies and deferred charges ..	9,239.02
		TOTAL ASSETS	\$2,845,678.40
		Cash liabilities	\$612,002.03
		Reserves for receivables	1,557,938.91
		Surplus revenue	675,737.46
		TOTAL LIABILITIES AND SURPLUS	\$2,845,678.40
CAPITAL OUTLAY—1956			
Beaches and boardwalks		
Buildings and equipment	\$25,833.00		
Parks and playgrounds	18,775.00		
Sewers	1,533,956.63		
Streets, roads and bridges		
Water supply		
Other		

* Includes \$230,358.00 Chapter VI, School Debt Service.

HO-HO-KUS BOROUGH—BERGEN COUNTY

Population Census, 1950—2,254

Land Area 1.8 sq. mi.

Net Valuation Taxable \$5,974,014

EXPENDITURES AND REQUIRED PAYMENTS FOR 1956

General Government		
Administrative and executive	\$26,384.58	
Assessment and collection of taxes	5,400.00	
Finance Department		
Protection to Persons & Property		
Fire	8,850.00	
Police	43,675.00	
Other		
Streets and Roads		
Repairs and maintenance	21,290.00	
Street lighting	6,000.00	
Sanitation		
Street cleaning		
Garbage and ash removal		
Sewers		
Health and Charities		
Health service	3,370.00	
Welfare—public assistance		
Hospitals (aid and maintenance)		
Other		
Recreation		
Beaches and boardwalks		
Parks and playgrounds	524.00	
Other		
Educational		
(Exclusive of school districts) ..	4,451.42	
Unclassified Purposes		
(Including contingent)	9,500.00	
SUB-TOTAL—Municipal functions..		\$129,445.00
Per Capita—Municipal functions		\$57.43
Capital imp'ts and capital imp't fund	\$2,500.00	
Debt Service		
Principal payments ..	\$2,000.00	
Interest payments ..	198.00	
Total	2,198.00	
Per Capita Debt Service		\$0.98
Deferred Charges and Statutory Expenditures		
Emergencies	\$2,900.00	
Other deferred chgs.	19,895.00	
Total	22,795.00	
TOTAL—Municipal expenditures ...		\$156,938.00
Required Payments for Local School, County, and Special District Taxes		313,187.22
TOTAL EXPENDITURES AND REQUIRED PAYMENTS		\$470,125.22
Reserve for uncollected taxes	\$14,561.75	
GRAND TOTAL—Budget		\$484,686.97
RECEIPTS AND REVENUES REALIZED IN 1956 TO MEET EXPENDITURES AND REQUIRED PAYMENTS		
Surplus revenue appropriated ..	\$25,000.00	
Miscellaneous revenues realized.	55,239.63	
State aid revenues realized	1,856.00	
Delinquent taxes including		
liens—1956 collections	9,707.70	
Current taxes—1956 collections..	404,193.01	
Emergency borrowings		
TOTAL RECEIPTS AND REVENUES REALIZED		\$495,096.34
CAPITAL OUTLAY—1956		
Beaches and boardwalks		
Buildings and equipment	\$9,926.78	
Parks and playgrounds	2,118.81	
Sewers		
Streets, roads and bridges		
Water supply	743.35	
Other		

Tax rate	\$6.75
Local school tax rate	4.09
County tax rate	1.16
Local purpose tax rate	1.50

TAXES

Local school tax ...	\$244,069.58	
County taxes	69,117.64	
Special district taxes		
Local purpose levy		\$313,187.22
		90,643.75
Total tax levy (tax duplicate) ..		\$403,830.97
Per Capita Total Tax Levy		\$179.16
Current		
1956 taxes levied (total)	\$409,401.93	
Collected in 1956	404,193.01	
Per cent of levy collected in 1956 ...	98.72	
Transferred to liens	2.70	
Cancelled, abated or adjusted	23.33	
Outstanding December 31, 1956 ..	\$5,182.89	
All Prior Years Outstanding		
Balance January 1, 1956	\$9,813.08	
Collected in 1956	9,707.70	
Balance December 31, 1956	\$39.09	
Tax Title Liens Outstanding		
Balance January 1, 1956	\$74.45	
Relieved by cash		
Balance December 31, 1956	\$77.15	
Property Acquired by Deed or Foreclosure		
Balance January 1, 1956		
Sale for cash		
Balance December 31, 1956		

CAPITAL DEBT, DECEMBER 31, 1956

Gross Debt		
School debt	\$370,000.00	
Self-liquidating debt.	216,000.00	
Other capital debt ..	57,660.00	
TOTAL GROSS DEBT		\$643,660.00
Per Capita Gross Debt		\$285.56
Deductions for		
School debt	\$334,976.00	
Self-liquidating debt.	216,000.00	
Other capital debt ..	2,000.00	
TOTAL DEDUCTIONS		552,976.00
NET DEBT		\$90,684.00
Average Assessed Valuations		
Real Property 1954-1955-1956..	\$5,582,935.00	
Per Cent of Net Debt	1.62	

CURRENT FINANCES DECEMBER 31, 1956

Cash	\$95,410.75	
Taxes receivable	5,221.98	
Tax title liens	77.15	
Foreclosed property	584.99	
Other receivables		
State road aid receivable		
Emergencies and deferred charges ..		
TOTAL ASSETS		\$101,294.87
Cash liabilities	\$23,104.94	
Reserves for receivables	5,884.12	
Surplus revenue	72,305.81	
TOTAL LIABILITIES AND SURPLUS		\$101,294.87

HOLLAND TOWNSHIP—HUNDERTON COUNTY

Population Census, 1950—1,341 Land Area 22.7 sq. mi. Net Valuation Taxable \$2,153,546

EXPENDITURES AND RE-REQUIRED PAYMENTS FOR 1956	
General Government	
Administrative and executive	\$8,913.32
Assessment and collection of taxes	1,800.00
Finance Department	850.00
Protection to Persons & Property	
Fire	2,000.09
Police	3,229.88
Other
Streets and Roads	
Repairs and maintenance	43,000.00
Street lighting	1,200.00
Sanitation	
Street cleaning
Garbage and ash removal
Sewers
Health and Charities	
Health service	1,860.12
Welfare—public assistance	1,000.00
Hospitals (aid and maintenance)	400.00
Other
Recreation	
Beaches and boardwalks
Parks and playgrounds
Other
Educational	
(Exclusive of school districts)
Unclassified Purposes	
(Including contingent)	100.00
SUB-TOTAL—Municipal functions..	\$64,353.32
Per Capita—Municipal functions	\$47.09
Capital imp'ts and capital imp't fund	\$75,000.00
Debt Service	
Principal payments
Interest payments
Total
Per Capita Debt Service	
Deferred Charges and Statutory Expenditures	
Emergencies	\$1,000.00
Other deferred chgs. ..	351,626.32
Total	352,626.32
TOTAL—Municipal expenditures ...	\$491,979.64
Required Payments for Local School, County, and Special District Taxes	
	38,685.26
TOTAL EXPENDITURES AND REQUIRED PAYMENTS	\$530,664.90
Reserve for uncollected taxes	\$3,970.00
GRAND TOTAL—Budget	\$534,634.90
RECEIPTS AND REVENUES REALIZED IN 1956 TO MEET EXPENDITURES AND RE-REQUIRED PAYMENTS	
Surplus revenue appropriated ..	\$281,400.00
Miscellaneous revenues realized ..	473,703.28
State aid revenues realized	12,159.00
Delinquent taxes including	
liens—1956 collections	447.21
Current taxes—1956 collections..	38,682.03
Emergency borrowings
TOTAL RECEIPTS AND REVENUES REALIZED	\$806,391.52

CAPITAL OUTLAY—1956

Beaches and boardwalks
Buildings and equipment	\$4,474.42
Parks and playgrounds
Sewers
Streets, roads and bridges	62,152.59
Water supply
Other

Tax rate	\$1.80
Local school tax rate	0.42
County tax rate	1.38
Local purpose tax rate

TAXES

Local school tax ...	\$9,000.00	
County taxes	29,685.26	
Special district taxes	
Local purpose levy	\$38,685.26
Total tax levy (tax duplicate)	\$38,685.26

Per Capita Total Tax Levy **\$28.85**

Current

1956 taxes levied (total)	\$39,173.94
Collected in 1956	38,682.03
Per cent of levy collected in 1956 ...	98.74
Transferred to liens
Cancelled, abated or adjusted
Outstanding December 31, 1956 ..	\$491.91

All Prior Years Outstanding

Balance January 1, 1956	\$591.80
Collected in 1956	447.21
Balance December 31, 1956	\$120.03

Tax Title Liens Outstanding

Balance January 1, 1956
Redeemed by cash
Balance December 31, 1956

Property Acquired by Deed or Foreclosure

Balance January 1, 1956
Sale for cash
Balance December 31, 1956

CAPITAL DEBT, DECEMBER 31, 1956

Gross Debt	
School debt	\$2,579.00
Self-liquidating debt
Other capital debt
TOTAL GROSS DEBT	\$2,579.00
Per Capita Gross Debt	\$1.92

Deductions for

School debt	\$2,579.00
Self-liquidating debt
Other capital debt
TOTAL DEDUCTIONS	2,579.00
NET DEBT

Average Assessed Valuations

Real Property 1954-1955-1956..	\$1,710,564.00
Per Cent of Net Debt

CURRENT FINANCES DECEMBER 31, 1956

Cash	\$973,152.37
Taxes receivable	611.94
Tax title liens
Foreclosed property
Other receivables	348.85
State road aid receivable
Emergencies and deferred charges ..	1,385.61
TOTAL ASSETS	\$975,498.77

Cash liabilities	\$109,562.53
Reserves for receivables	960.79
Surplus revenue	864,975.45
TOTAL LIABILITIES AND SURPLUS	\$975,498.77

HOLMDEL TOWNSHIP—MONMOUTH COUNTY

Population Census, 1950—1,380

Land Area 17.9 sq. mi.

Net Valuation Taxable \$1,748,380

EXPENDITURES AND REQUIRED PAYMENTS FOR 1956

General Government	
Administrative and executive	\$14,650.00
Assessment and collection of taxes	4,275.00
Finance Department	915.00
Protection to Persons & Property	
Fire	2,850.00
Police	5,000.00
Other
Streets and Roads	
Repairs and maintenance	45,490.33
Street lighting	1,100.00
Sanitation	
Street cleaning
Garbage and ash removal
Sewers
Health and Charities	
Health service	975.00
Welfare—public assistance	1,306.79
Hospitals (aid and maintenance)
Other
Recreation	
Beaches and boardwalks
Parks and playgrounds
Other
Educational	
(Exclusive of school districts)
Unclassified Purposes	
(Including contingent)	400.00
SUB-TOTAL—Municipal functions..	\$76,962.12
Per Capita—Municipal functions	
.....	\$55.77
Capital imp'ts and capital imp't fund	\$1,600.00
Debt Service	
Principal payments ..	\$12,500.00
Interest payments
Total	12,500.00
Per Capita Debt Service	
.....	\$9.06
Deferred Charges and Statutory Expenditures	
Emergencies	\$8,000.00
Other deferred chgs	\$933.21
Total	8,933.21
TOTAL—Municipal expenditures ...	\$99,395.33
Required Payments for Local School, County, and Special District Taxes	
.....	139,094.00
TOTAL EXPENDITURES AND REQUIRED PAYMENTS	\$238,489.33
Reserve for uncollected taxes	\$27,953.23
GRAND TOTAL—Budget	\$266,442.56
RECEIPTS AND REVENUES REALIZED IN 1956 TO MEET EXPENDITURES AND REQUIRED PAYMENTS	
Surplus revenue appropriated ..	\$36,000.00
Miscellaneous revenues realized ..	38,088.57
State aid revenues realized	3,358.00
Delinquent taxes including	
liens—1956 collections	17,000.10
Current taxes—1956 collections..	170,236.93
Emergency borrowings
TOTAL RECEIPTS AND REVENUES REALIZED	\$264,683.60
CAPITAL OUTLAY—1956	
Beaches and boardwalks
Buildings and equipment
Parks and playgrounds
Sewers
Streets, roads and bridges
Water supply
Other

Tax rate	\$10.74
Local school tax rate	4.73
County tax rate	3.22
Local purpose tax rate	2.79

TAXES

Local school tax ...	\$82,754.67	
County taxes	56,339.33	
Special district taxes	
Local purpose levy	\$139,094.00
		48,600.23
Total tax levy (tax duplicate) ..		\$187,694.23
Per Capita Total Tax Levy		
.....	\$136.01	

Current		
1956 taxes levied (total)		\$187,694.23
Collected in 1956		170,236.93
Per cent of levy col- lected in 1956 ...	90.69	
Transferred to liens
Cancelled, abated or adjusted
Outstanding December 31, 1956 ..		\$17,457.30

All Prior Years Outstanding		
Balance January 1, 1956		\$17,730.42
Collected in 1956		17,000.10
Balance December 31, 1956		\$730.32

Tax Title Liens Outstanding		
Balance January 1, 1956		\$2,105.93
Retained by cash
Balance December 31, 1956		\$2,105.93

Property Acquired by Deed or Foreclosure		
Balance January 1, 1956
Sale for cash
Balance December 31, 1956

CAPITAL DEBT, DECEMBER 31, 1956

Gross Debt		
School debt	
Self-liquidating debt	
Other capital debt ..	\$12,500.00	
TOTAL GROSS DEBT		\$12,500.00
Per Capita Gross Debt		
.....	\$9.06	

Deductions for		
School debt	
Self-liquidating debt	
Other capital debt	
TOTAL DEDUCTIONS
NET DEBT		\$12,500.00

Average Assessed Valuations		
Real Property 1954-1955-1956..	\$1,415,133.00	
Per Cent of Net Debt		0.88

CURRENT FINANCES DECEMBER 31, 1956

Cash	\$109,040.93
Taxes receivable	18,187.62
Tax title liens	2,105.93
Foreclosed property
Other receivables
State road aid receivable ..	4,000.00
Emergencies and deferred charges ..	16,790.33
TOTAL ASSETS	\$150,124.81
Cash liabilities	\$50,873.56
Reserves for receivables	20,293.55
Surplus revenue	78,957.70
TOTAL LIABILITIES AND SURPLUS	\$150,124.81

HOPATCONG BOROUGH—SUSSEX COUNTY

Population Census, 1950—1,173 Land Area 10.8 sq. mi. Net Valuation Taxable \$5,919,037

EXPENDITURES AND RE-REQUIRED PAYMENTS FOR 1956		
General Government		
Administrative and executive	\$27,436.54	
Assessment and collection of taxes	12,428.02	
Finance Department	1,200.00	
Protection to Persons & Property		
Fire	5,600.00	
Police	29,657.05	
Other	
Streets and Roads		
Repairs and maintenance	31,898.39	
Street lighting	6,000.00	
Sanitation		
Street cleaning	
Garbage and ash removal	12,300.00	
Sewers	
Health and Charities		
Health service	2,100.00	
Welfare—public assistance	450.00	
Hospitals (aid and maintenance)	1,000.00	
Other	1,200.00	
Recreation		
Beaches and boardwalks	
Parks and playgrounds	500.00	
Other	
Educational (Exclusive of school districts)
Unclassified Purposes (Including contingent)		16,000.00
SUB-TOTAL—Municipal functions..	\$147,770.00	
Per Capita—Municipal functions ...		\$125.98
Capital imp'ts and capital imp't fund	\$50,212.00	
Debt Service		
Principal payments ..	\$32,000.00	
Interest payments ..	10,920.00	
Total	*42,920.00	
Per Capita Debt Service		\$36.59
Deferred Charges and Statutory Expenditures		
Emergencies	\$11,585.87	
Other deferred chgs.	7,545.00	
Total	19,130.87	
TOTAL—Municipal expenditures ...	\$260,032.87	
Required Payments for Local School, County, and Special District Taxes		272,787.45
TOTAL EXPENDITURES AND REQUIRED PAYMENTS	\$532,820.32	
Reserve for uncollected taxes	\$46,997.21	
GRAND TOTAL—Budget	\$579,817.53	

RECEIPTS AND REVENUES REALIZED IN 1956 TO MEET EXPENDITURES AND RE-REQUIRED PAYMENTS	
Surplus revenue appropriated ..	\$60,000.00
Miscellaneous revenues realized.	43,708.11
State aid revenues realized	14,117.00
Delinquent taxes including	
liens—1956 collections	24,883.89
Current taxes—1956 collections..	443,556.25
Emergency borrowings
TOTAL RECEIPTS AND REVENUES REALIZED	\$586,265.25

CAPITAL OUTLAY—1956

Beaches and boardwalks
Buildings and equipment
Parks and playgrounds
Sewers
Streets, roads and bridges	\$67,654.25
Water supply
Other

* Chapter VI School Debt Service.

Tax rate	\$7.90
Local school tax rate	3.44
County tax rate	2.09
Local purpose tax rate	2.37
TAXES	
Local school tax ...	\$203,728.37
County taxes	123,564.95
Special district taxes
Local purpose levy	\$327,293.32
	139,945.21
Total tax levy (tax duplicate) ..	\$467,238.53
Per Capita Total Tax Levy	\$398.33
Current	
1956 taxes levied (total)	\$468,867.33
Collected in 1956	443,556.25
Per cent of levy collected in 1956 ...	94.60
Transferred to liens
Cancelled, abated or adjusted ...	700.00
Outstanding December 31, 1956 ..	\$24,611.08
All Prior Years Outstanding	
Balance January 1, 1956	\$25,402.50
Collected in 1956	23,260.56
Balance December 31, 1956	\$2,141.94
Tax Title Liens Outstanding	
Balance January 1, 1956	\$43,305.66
Retained by cash	1,623.33
Balance December 31, 1956	\$41,682.33
Property Acquired by Deed or Foreclosure	
Balance January 1, 1956	\$20,497.51
Sale for cash	6,350.00
Balance December 31, 1956	\$14,147.51

CAPITAL DEBT, DECEMBER 31, 1956

Gross Debt	
School debt	\$358,000.00
Self-liquidating debt.
Other capital debt ..	66,984.00
TOTAL GROSS DEBT	\$424,984.00
Per Capita Gross Debt	\$362.31
Deductions for	
School debt	\$317,761.00
Self-liquidating debt.
Other capital debt
TOTAL DEDUCTIONS	317,761.00
NET DEBT	\$107,223.00

Average Assessed Valuations	
Real Property 1954-1955-1956..	\$5,296,008.00
Per Cent of Net Debt	2.02

CURRENT FINANCES DECEMBER 31, 1956

Cash	\$236,245.72
Taxes receivable	26,753.02
Tax title liens	41,682.33
Foreclosed property	14,147.51
Other receivables	1,583.63
State road aid receivable	21,790.36
Emergencies and deferred charges ..	77.34
TOTAL ASSETS	\$342,279.91
Cash liabilities	\$142,314.49
Reserves for receivables	84,166.49
Surplus revenue	115,798.93
TOTAL LIABILITIES AND SURPLUS	\$342,279.91

HOPE TOWNSHIP—WARREN COUNTY

Population Census, 1950—681 Land Area 18.8 sq. mi. Net Valuation Taxable \$740,950

EXPENDITURES AND RE-REQUIRED PAYMENTS FOR 1956	
General Government	
Administrative and executive	\$2,650.00
Assessment and collection of taxes	1,500.00
Finance Department	225.00
Protection to Persons & Property	
Fire	1,000.00
Police	375.00
Other
Streets and Roads	
Repairs and maintenance	18,800.55
Street lighting	600.00
Sanitation	
Street cleaning
Garbage and ash removal	200.00
Sewers
Health and Charities	
Health service	835.00
Welfare—public assistance	500.00
Hospitals (aid and maintenance)
Other
Recreation	
Beaches and boardwalks
Parks and playgrounds
Other
Educational (Exclusive of school districts) ..	
.....
Unclassified Purposes (Including contingent)	
.....
SUB-TOTAL—Municipal functions..	\$26,685.55

Tax rate	\$7.64
Local school tax rate	4.02
County tax rate	2.13
Local purpose tax rate	1.49

TAXES	
Local school tax ...	\$29,798.92
County taxes	15,765.31
Special district taxes
Local purpose levy	12,000.00
Total tax levy (tax duplicate) ..	\$57,564.23
Per Capita Total Tax Levy	\$84.53

Per Capita—Municipal functions	\$39.19
Capital imp'ts and capital imp't fund	\$8,888.88
Debt Service	
Principal payments
Interest payments
Total
Per Capita Debt Service	
.....
Deferred Charges and Statutory Expenditures	
Emergencies
Other deferred chgs.	\$400.00
Total	400.00

Current	
1956 taxes levied (total)	\$58,132.40
Collected in 1956	53,611.30
Per cent of levy collected in 1956 ...	92.22
Transferred to liens
Cancelled, abated or adjusted	236.84
Outstanding December 31, 1956 ..	\$4,284.26

All Prior Years Outstanding	
Balance January 1, 1956	\$6,864.68
Collected in 1956	6,602.91
Balance December 31, 1956	\$233.35

Tax Title Liens Outstanding	
Balance January 1, 1956
Redeemed by cash
Balance December 31, 1956

Property Acquired by Deed or Foreclosure	
Balance January 1, 1956
Sale for cash
Balance December 31, 1956

CAPITAL DEBT, DECEMBER 31, 1956

Gross Debt	
School debt
Self-liquidating debt.
Other capital debt

TOTAL GROSS DEBT
Per Capita Gross Debt

Deductions for	
School debt
Self-liquidating debt.
Other capital debt

TOTAL DEDUCTIONS
NET DEBT

Average Assessed Valuations	
Real Property 1954-1955-1956..	\$646,850.00
Per Cent of Net Debt

CURRENT FINANCES DECEMBER 31, 1956

Cash	\$57,957.69
Taxes receivable	4,517.61
Tax title liens
Foreclosed property
Other receivables
State road aid receivable	17,000.00
Emergencies and deferred charges

TOTAL ASSETS	\$79,475.30
---------------------------	--------------------

Cash liabilities	\$39,270.48
Reserves for receivables	4,517.61
Surplus revenue	35,687.21

TOTAL LIABILITIES AND SURPLUS	\$79,475.30
--	--------------------

TOTAL—Municipal expenditures ...	\$35,974.43
Required Payments for Local School, County, and Special District Taxes	45,564.23
TOTAL EXPENDITURES AND REQUIRED PAYMENTS	\$81,538.66
Reserve for uncollected taxes	\$7,081.71
GRAND TOTAL—Budget	\$88,620.37

RECEIPTS AND REVENUES REALIZED IN 1956 TO MEET EXPENDITURES AND REQUIRED PAYMENTS	
Surplus revenue appropriated ..	\$4,373.14
Miscellaneous revenues realized.	7,397.56
State aid revenues realized	14,683.00
Delinquent taxes including	
Liens—1956 collections	6,602.91
Current taxes—1956 collections..	53,611.30
Emergency borrowings
TOTAL RECEIPTS AND REVENUES REALIZED	\$86,667.91

CAPITAL OUTLAY—1956

Beaches and boardwalks
Buildings and equipment
Parks and playgrounds
Sewers
Streets, roads and bridges
Water supply
Other

HOPEWELL BOROUGH—MERCER COUNTY

Population Census, 1950—1,869

Land Area 0.75 sq. mi.

Net Valuation Taxable \$1,915,001

EXPENDITURES AND REQUIRED PAYMENTS FOR 1956

General Government	
Administrative and executive	\$7,325.00
Assessment and collection of taxes	2,925.00
Finance Department
Protection to Persons & Property	
Fire	4,000.00
Police	6,750.00
Other
Streets and Roads	
Repairs and maintenance	12,725.00
Street lighting	3,700.00
Sanitation	
Street cleaning
Garbage and ash removal	3,200.00
Sewers
Health and Charities	
Health service	1,175.00
Welfare—public assistance	725.00
Hospitals (aid and maintenance) ..	1,000.00
Other
Recreation	
Beaches and boardwalks
Parks and playgrounds
Other	350.00
Educational	
(Exclusive of school districts) ..	2,725.00
Unclassified Purposes	
(Including contingent)	500.00
SUB-TOTAL—Municipal functions..	\$47,100.00

Per Capita—Municipal functions	
Capital imp'ts and capital imp't fund	\$5,000.00
Debt Service	
Principal payments
Interest payments
Total
Per Capita Debt Service	
Deferred Charges and Statutory Expenditures	
Emergencies	\$1,300.00
Other deferred chgs.	400.00
Total	1,700.00

TOTAL—Municipal expenditures ...	\$53,800.00
---	--------------------

Required Payments for Local School, County, and Special District Taxes	114,743.17
---	-------------------

TOTAL EXPENDITURES AND REQUIRED PAYMENTS	\$168,543.17
---	---------------------

Reserve for uncollected taxes	\$12,120.16
-------------------------------------	-------------

GRAND TOTAL—Budget	\$180,663.33
---------------------------------	---------------------

RECEIPTS AND REVENUES REALIZED IN 1956 TO MEET EXPENDITURES AND REQUIRED PAYMENTS

Miscellaneous revenue appropriated ..	\$13,000.00
Miscellaneous revenues realized	16,297.62
State aid revenues realized	11,282.00
Delinquent taxes including	
liens—1956 collections	7,507.26
current taxes—1956 collections..	129,039.98
Emergency borrowings
TOTAL RECEIPTS AND REVENUES REALIZED	\$177,126.86

CAPITAL OUTLAY—1956

Beaches and boardwalks
Buildings and equipment
Parks and playgrounds
Sewers
Streets, roads and bridges
Water supply	\$1,995.05
Other

Tax rate	\$7.10
Local school tax rate	4.40
County tax rate	1.60
Local purpose tax rate	1.10

TAXES

Local school tax ...	\$84,170.00
County taxes	30,573.17
Special district taxes
Local purpose levy	\$114,743.17
Total tax levy (tax duplicate) ..	\$137,381.33
Per Capita Total Tax Levy	
	\$73.51

Current

1956 taxes levied (total)	\$137,985.03
Collected in 1956	129,039.98
Per cent of levy collected in 1956 ...	93.51
Transferred to liens	436.65
Cancelled, abated or adjusted	103.58
Outstanding December 31, 1956 ..	\$8,404.82

All Prior Years Outstanding

Balance January 1, 1956	\$8,030.10
Collected in 1956	7,459.33
Balance December 31, 1956	\$113.52

Tax Title Liens Outstanding

Balance January 1, 1956	\$44.38
Reelected by cash	47.93
Balance December 31, 1956	\$901.39

Property Acquired by Deed or Foreclosure

Balance January 1, 1956
Sale for cash
Balance December 31, 1956

CAPITAL DEBT, DECEMBER 31, 1956

Gross Debt

School debt
Self-liquidating debt
Other capital debt
TOTAL GROSS DEBT

Per Capita Gross Debt

Deductions for

School debt
Self-liquidating debt
Other capital debt
TOTAL DEDUCTIONS

NET DEBT

Average Assessed Valuations

Real Property 1954-1955-1956..	\$1,674,271.00
Per Cent of Net Debt

CURRENT FINANCES DECEMBER 31, 1956

Cash	\$49,924.09
Taxes receivable	8,518.34
Tax title liens	901.39
Foreclosed property
Other receivables	746.09
State road aid receivable	11,315.07
Emergencies and deferred charges
TOTAL ASSETS	\$71,404.98
Cash liabilities	\$25,983.85
Reserves for receivables	10,165.82
Surplus revenue	35,255.31

TOTAL LIABILITIES AND SURPLUS

\$71,404.98

HOPEWELL TOWNSHIP—CUMBERLAND COUNTY

Population Census, 1950—2,460 Land Area 31.4 sq. mi. Net Valuation Taxable \$1,771,201

EXPENDITURES AND REQUIRED PAYMENTS FOR 1956	
General Government	
Administrative and executive	\$5,160.15
Assessment and collection of taxes	3,650.00
Finance Department	500.00
Protection to Persons & Property	
Fire	1,319.31
Police	1,320.54
Other
Streets and Roads	
Repairs and maintenance	13,500.00
Street lighting	1,076.67
Sanitation	
Street cleaning
Garbage and ash removal
Sewers
Health and Charities	
Health service	600.00
Welfare—public assistance	265.00
Hospitals (aid and maintenance)
Other	225.00
Recreation	
Beaches and boardwalks
Parks and playgrounds
Other
Educational	
(Exclusive of school districts)
Unclassified Purposes	
(Including contingent)	828.50
SUB-TOTAL—Municipal functions..	\$28,445.17

Tax rate	\$6.79
Local school tax rate	4.83
County tax rate	1.96
Local purpose tax rate

TAXES	
Local school tax ...	\$85,635.97
County taxes	34,601.42
Special district taxes
Local purpose levy	\$120,237.39
Total tax levy (tax duplicate) ..	\$120,237.39

Per Capita Total Tax Levy	\$48.88
Current	
1956 taxes levied (total)	\$122,978.96
Collected in 1956	109,240.18
Per cent of levy collected in 1956 ...	88.82
Transferred to liens
Cancelled, abated or adjusted	18.28
Outstanding December 31, 1956 ..	\$13,720.50

All Prior Years Outstanding	
Balance January 1, 1956	\$12,217.75
Collected in 1956	11,375.68
Balance December 31, 1956	\$826.11

Tax Title Liens Outstanding	
Balance January 1, 1956
Redeemed by cash
Balance December 31, 1956

Property Acquired by Deed or Foreclosure	
Balance January 1, 1956
Sale for cash
Balance December 31, 1956

Per Capita—Municipal functions ...	\$11.56
Capital imp'ts and capital imp't fund	\$10,750.00
Debt Service	
Principal payments
Interest payments
Total
Per Capita Debt Service	
Deferred Charges and Statutory Expenditures	
Emergencies
Other deferred chgs. \$10,100.00
Total	10,100.00

CAPITAL DEBT, DECEMBER 31, 1956	
Gross Debt	
School debt	\$97,000.00
Self-liquidating debt.
Other capital debt
TOTAL GROSS DEBT	\$97,000.00
Per Capita Gross Debt	\$39.43

TOTAL—Municipal expenditures ...	\$49,295.17
Required Payments for Local School, County, and Special District Taxes	120,237.39
TOTAL EXPENDITURES AND REQUIRED PAYMENTS	\$169,532.56
Reserve for uncollected taxes	\$24,787.98
GRAND TOTAL—Budget	\$194,320.54

Deductions for	
School debt	\$92,946.00
Self-liquidating debt.
Other capital debt
TOTAL DEDUCTIONS	92,946.00
NET DEBT	\$4,054.00

RECEIPTS AND REVENUES REALIZED IN 1956 TO MEET EXPENDITURES AND REQUIRED PAYMENTS	
Surplus revenue appropriated ..	\$44,994.15
Miscellaneous revenues realized.	23,489.83
State aid revenues realized	21,489.00
Delinquent taxes including	
liens—1956 collections	11,375.68
Current taxes—1956 collections..	109,240.18
Emergency borrowings
TOTAL RECEIPTS AND REVENUES REALIZED	\$210,588.84

Average Assessed Valuations	
Real Property 1954-1955-1956..	\$1,549,105.00
Per Cent of Net Debt	0.26

CAPITAL OUTLAY—1956	
Beaches and boardwalks
Buildings and equipment	\$1,000.00
Parks and playgrounds
Sewers
Streets, roads and bridges
Water supply
Other

CURRENT FINANCES DECEMBER 31, 1956	
Cash	\$110,017.17
Taxes receivable	14,546.61
Tax title liens
Foreclosed property
Other receivables
State road aid receivable	9,000.00
Emergencies and deferred charges
TOTAL ASSETS	\$133,563.78

Cash liabilities	\$10,442.59
Reserves for receivables	14,546.61
Surplus revenue	108,574.58
TOTAL LIABILITIES AND SURPLUS	\$133,563.78

HOPEWELL TOWNSHIP—MERCER COUNTY

Population Census, 1950—4,731

Land Area 58.0 sq. mi.

Net Valuation Taxable \$6,439,890

EXPENDITURES AND REQUIRED PAYMENTS FOR 1956

General Government	
Administrative and executive	\$27,675.00
Assessment and collection of taxes	11,575.00
Finance Department
Protection to Persons & Property	
Fire	4,000.00
Police	9,900.00
Other
Streets and Roads	
Repairs and maintenance	72,908.89
Street lighting	3,400.00
Sanitation	
Street cleaning
Garbage and ash removal	2,200.00
Sewers
Health and Charities	
Health service	1,700.00
Welfare—public assistance	7,000.00
Hospitals (aid and maintenance)
Other
Recreation	
Beaches and boardwalks
Parks and playgrounds
Other
Educational	
(Exclusive of school districts)
Unclassified Purposes	
(Including contingent)	300.00
SUB-TOTAL—Municipal functions..	\$140,658.89

Per Capita—Municipal functions	
Capital imp'ts and capital imp't fund	\$29.73
Debt Service	
Principal payments ..	\$5,000.00
Interest payments ..	300.00
Total	5,300.00
Per Capita Debt Service	
	\$1.12
Deferred Charges and Statutory Expenditures	
Emergencies
Other deferred chgs. ..	\$1,200.00
Total	1,200.00

TOTAL—Municipal expenditures ... \$228,158.89

Required Payments for Local School, County, and Special District Taxes 521,007.37

TOTAL EXPENDITURES AND REQUIRED PAYMENTS **\$749,166.26**

Reserve for uncollected taxes

GRAND TOTAL—Budget **\$801,875.31**

RECEIPTS AND REVENUES REALIZED IN 1956 TO MEET EXPENDITURES AND REQUIRED PAYMENTS

Surplus revenue appropriated ..	\$61,000.00
Miscellaneous revenues realized.	102,507.75
State aid revenues realized	15,640.28
Delinquent taxes including liens—1956 collections	34,076.48
Current taxes—1956 collections..	568,431.54
Emergency borrowings

TOTAL RECEIPTS AND REVENUES REALIZED **\$781,656.05**

CAPITAL OUTLAY—1956

Beaches and boardwalks
Buildings and equipment
Parks and playgrounds
Sewers
Streets, roads and bridges
Water supply
Other

Tax rate	\$9.52
Local school tax rate	5.87
County tax rate	2.22
Local purpose tax rate	1.43

TAXES

Local school tax ...	\$378,071.59	
County taxes	142,935.78	
Special district taxes	
Local purpose levy	\$521,007.37
		92,090.43
Total tax levy (tax duplicate) ..		\$613,097.80

Per Capita Total Tax Levy **\$129.59**

Current	
1956 taxes levied (total)	\$618,484.09
Collected in 1956	568,431.54
Per cent of levy collected in 1956 ...	91.90
Transferred to liens	224.67
Cancelled, abated or adjusted	2,747.49
Outstanding December 31, 1956 ..	\$47,080.39

All Prior Years Outstanding	
Balance January 1, 1956	\$34,916.19
Collected in 1956	34,015.98
Balance December 31, 1956	\$86.66

Tax Title Liens Outstanding	
Balance January 1, 1956	\$2,478.97
Redeemed by cash	60.50
Balance December 31, 1956	\$2,643.14

Property Acquired by Deed or Foreclosure	
Balance January 1, 1956	\$400.00
Sale for cash
Balance December 31, 1956	\$400.00

CAPITAL DEBT, DECEMBER 31, 1956

Gross Debt	
School debt	\$1,360,448.00
Self-liquidating debt.
Other capital debt ..	5,000.00

TOTAL GROSS DEBT **\$1,365,448.00**

Per Capita Gross Debt **\$288.62**

Deductions for	
School debt	\$416,047.00
Self-liquidating debt.
Other capital debt

TOTAL DEDUCTIONS **416,047.00**

NET DEBT **\$949,401.00**

Average Assessed Valuations	
Real Property 1954-1955-1956..	\$5,200,592.00
Per Cent of Net Debt	18.25

CURRENT FINANCES DECEMBER 31, 1956

Cash	\$277,658.70
Taxes receivable	47,937.25
Tax title liens	2,643.14
Foreclosed property	400.00
Other receivables	18.00
State road aid receivable
Emergencies and deferred charges

TOTAL ASSETS **\$328,657.09**

Cash liabilities	\$139,939.03
Reserves for receivables	50,998.39
Surplus revenue	137,719.67

TOTAL LIABILITIES AND SURPLUS **\$328,657.09**

HOWELL TOWNSHIP—MONMOUTH COUNTY

Population Census, 1950—6,696

Land Area 63.20 sq. mi.

Net Valuation Taxable \$4,608,582

EXPENDITURES AND REQUIRED PAYMENTS FOR 1956	
General Government	
Administrative and executive	\$32,900.00
Assessment and collection of taxes	14,950.00
Finance Department	300.00
Protection to Persons & Property	
Fire	10,000.00
Police	11,400.00
Other
Streets and Roads	
Repairs and maintenance	117,400.00
Street lighting	6,600.00
Sanitation	
Street cleaning
Garbage and ash removal
Sewers
Health and Charities	
Health service	2,500.00
Welfare—public assistance	12,000.00
Hospitals (aid and maintenance)
Other
Recreation	
Beaches and boardwalks
Parks and playgrounds
Other
Educational	
(Exclusive of school districts)
Unclassified Purposes	
(Including contingent)	500.00
SUB-TOTAL—Municipal functions..	\$208,550.00
Per Capita—Municipal functions	
.....	\$31.15
Capital imp'ts and capital imp't fund	\$44,000.00
Debt Service	
Principal payments
Interest payments
Total
Per Capita Debt Service	
.....
Deferred Charges and Statutory Expenditures	
Emergencies
Other deferred chgs. \$11,048.69
Total	11,048.69
TOTAL—Municipal expenditures	\$263,598.69
Required Payments for Local School, County, and Special District Taxes	
.....	411,954.37
TOTAL EXPENDITURES AND REQUIRED PAYMENTS	\$675,553.06
Reserve for uncollected taxes	\$134,850.00
GRAND TOTAL—Budget	\$810,403.06
RECEIPTS AND REVENUES REALIZED IN 1956 TO MEET EXPENDITURES AND REQUIRED PAYMENTS	
Surplus revenue appropriated	\$69,684.69
Miscellaneous revenues realized	100,813.35
State aid revenues realized	11,414.00
Delinquent taxes including	
liens—1956 collections	117,316.58
Current taxes—1956 collections..	430,978.23
Emergency borrowings
TOTAL RECEIPTS AND REVENUES REALIZED	\$730,206.85

Tax rate	\$11.87
Local school tax rate	6.69
County tax rate	2.25
Local purpose tax rate	2.93
TAXES	
Local school tax	\$308,461.93
County taxes	103,492.44
Special district taxes
Local purpose levy	\$411,954.37
Total tax levy (tax duplicate) ..	\$546,804.37
Per Capita Total Tax Levy	
.....	\$81.66
Current	
1956 taxes levied (total)	\$546,804.37
Collected in 1956	430,978.23
Per cent of levy collected in 1956	78.81
Transferred to liens
Cancelled, abated or adjusted
Outstanding December 31, 1956 ..	\$115,826.14
All Prior Years Outstanding	
Balance January 1, 1956	\$144,631.50
Collected in 1956	115,824.93
Balance December 31, 1956	\$28,806.57
Tax Title Liens Outstanding	
Balance January 1, 1956	\$68,402.88
Redeemed by cash	1,491.65
Balance December 31, 1956	\$66,911.23
Property Acquired by Deed or Foreclosure	
Balance January 1, 1956
Sale for cash
Balance December 31, 1956

CAPITAL DEBT, DECEMBER 31, 1956

Gross Debt	
School debt	\$837,553.00
Self-liquidating debt.
Other capital debt
TOTAL GROSS DEBT	\$837,553.00
Per Capita Gross Debt	
.....	\$125.08
Deductions for	
School debt	\$761,783.00
Self-liquidating debt.
Other capital debt
TOTAL DEDUCTIONS	761,783.00
NET DEBT	\$75,770.00

Average Assessed Valuations	
Real Property 1954-1955-1956..	\$4,020,504.00
Per Cent of Net Debt	1.88

CURRENT FINANCES DECEMBER 31, 1956

Cash	\$463,871.01
Taxes receivable	144,632.71
Tax title liens	66,911.23
Foreclosed property
Other receivables	3,996.80
State road aid receivable	3,402.92
Emergencies and deferred charges	242.10
TOTAL ASSETS	\$683,056.77
Cash liabilities	\$97,245.71
Reserves for receivables	215,540.74
Surplus revenue	370,270.32
TOTAL LIABILITIES AND SURPLUS	\$683,056.77

CAPITAL OUTLAY—1956

Beaches and boardwalks
Buildings and equipment	\$6,746.25
Parks and playgrounds
Sewers
Streets, roads and bridges
Water supply
Other

INDEPENDENCE TOWNSHIP—WARREN COUNTY

Population Census, 1950—1,169 Land Area 19.1 sq. mi. Net Valuation Taxable \$1,107,494

EXPENDITURES AND RE-REQUIRED PAYMENTS FOR 1956	
General Government	
Administrative and executive	\$4,240.00
Assessment and collection of taxes	1,977.66
Finance Department	260.00
Protection to Persons & Property	
Fire	2,750.00
Police	5,950.00
Other
Streets and Roads	
Repairs and maintenance	24,672.34
Street lighting	800.00
Sanitation	
Street cleaning
Garbage and ash removal
Sewers
Health and Charities	
Health service	670.00
Welfare—public assistance	200.00
Hospitals (aid and maintenance)
Other
Recreation	
Beaches and boardwalks
Parks and playgrounds
Other
Educational	
(Exclusive of school districts)
Unclassified Purposes	
(Including contingent)	100.00
SUB-TOTAL—Municipal functions..	\$41,620.00
Per Capita—Municipal functions	
Capital imp'ts and capital imp't fund	\$35.60
Debt Service	
Principal payments
Interest payments
Total
Per Capita Debt Service	
Deferred Charges and Statutory Expenditures	
Emergencies	\$2,500.00
Other deferred chgs.	1,279.00
Total	\$3,779.00
TOTAL—Municipal expenditures ...	\$45,399.00
Required Payments for Local School, County, and Special District Taxes	
	77,190.08
TOTAL EXPENDITURES AND REQUIRED PAYMENTS	\$122,589.08
Reserve for uncollected taxes	\$10,131.76
GRAND TOTAL—Budget	\$132,720.84
RECEIPTS AND REVENUES REALIZED IN 1956 TO MEET EXPENDITURES AND RE-REQUIRED PAYMENTS	
Surplus revenue appropriated ..	\$6,300.00
Miscellaneous revenues realized.	14,242.18
State aid revenues realized	5,629.03
Delinquent taxes including liens—1956 collections	
	9,387.64
Current taxes—1956 collections..	91,429.38
Emergency borrowings
TOTAL RECEIPTS AND REVENUES REALIZED	\$126,988.23

CAPITAL OUTLAY—1956

Beaches and boardwalks
Buildings and equipment
Parks and playgrounds
Sewers
Streets, roads and bridges
Water supply
Other

Tax rate	\$9.08
Local school tax rate	4.74
County tax rate	2.23
Local purpose tax rate	2.11
TAXES	
Local school tax ...	\$52,514.93
County taxes	24,675.15
Special district taxes
Local purpose levy	23,344.76
Total tax levy (tax duplicate) ..	\$100,534.84
Per Capita Total Tax Levy	\$86.00
Current	
1956 taxes levied (total)	\$100,624.01
Collected in 1956	91,429.38
Per cent of levy collected in 1956 ...	90.86
Transferred to liens	4.54
Cancelled, abated or adjusted ..	597.33
Outstanding December 31, 1956 ..	\$8,592.76
All Prior Years Outstanding	
Balance January 1, 1956	\$12,199.27
Collected in 1956	9,387.64
Balance December 31, 1956	\$2,786.18
Tax Title Liens Outstanding	
Balance January 1, 1956	\$119.96
Redeemed by cash
Balance December 31, 1956	\$102.33
Property Acquired by Deed or Foreclosure	
Balance January 1, 1956
Sale for cash
Balance December 31, 1956
CAPITAL DEBT, DECEMBER 31, 1956	
Gross Debt	
School debt	\$5,500.00
Self-liquidating debt.
Other capital debt
TOTAL GROSS DEBT	\$5,500.00
Per Capita Gross Debt	\$4.70
Deductions for	
School debt	\$5,500.00
Self-liquidating debt.
Other capital debt
TOTAL DEDUCTIONS	5,500.00
NET DEBT
Average Assessed Valuations	
Real Property 1954-1955-1956..	\$962,232.00
Per Cent of Net Debt
CURRENT FINANCES DECEMBER 31, 1956	
Cash	\$50,221.44
Taxes receivable	11,378.94
Tax title liens	102.33
Foreclosed property
Other receivables
State road aid receivable
Emergencies and deferred charges
TOTAL ASSETS	\$61,702.71
Cash liabilities	\$29,568.53
Reserves for receivables	11,481.27
Surplus revenue	20,652.91
TOTAL LIABILITIES AND SURPLUS	\$61,702.71

INTERLAKEN BOROUGH—MONMOUTH COUNTY

Population Census, 1950—833

Land Area 0.3 sq. mi.

Net Valuation Taxable \$1,654,718

EXPENDITURES AND REQUIRED PAYMENTS FOR 1956

General Government	
Administrative and executive	\$8,903.74
Assessment and collection of taxes	3,625.45
Finance Department	2,600.00
Protection to Persons & Property	
Fire	5,793.33
Police	21,334.58
Other
Streets and Roads	
Repairs and maintenance	9,968.84
Street lighting	2,281.74
Sanitation	
Street cleaning
Garbage and ash removal	7,992.00
Sewers	3,119.91
Health and Charities	
Health service	258.25
Welfare—public assistance
Hospitals (aid and maintenance)	250.00
Other
Recreation	
Beaches and boardwalks
Parks and playgrounds	4,485.75
Other
Educational (Exclusive of school districts)	
Unclassified Purposes (Including contingent)	
	675.00
SUB-TOTAL—Municipal functions..	\$71,288.59
Per Capita—Municipal functions	
	\$85.58
Capital imp'ts and capital imp't fund	\$3,500.00
Debt Service	
Principal payments	\$2,000.00
Interest payments	850.00
Total	2,850.00
Per Capita Debt Service	
	\$3.42
Deferred Charges and Statutory Expenditures	
Emergencies	\$4,500.00
Other deferred chgs.	2,636.84
Total	7,136.84
TOTAL—Municipal expenditures	\$84,775.43
Required Payments for Local School, County, and Special District Taxes	
	78,893.81
TOTAL EXPENDITURES AND REQUIRED PAYMENTS	\$163,669.24
Reserve for uncollected taxes	\$8,218.07
GRAND TOTAL—Budget	\$171,887.31
RECEIPTS AND REVENUES REALIZED IN 1956 TO MEET EXPENDITURES AND REQUIRED PAYMENTS	
Surplus revenue appropriated	\$10,000.00
Miscellaneous revenues realized	22,677.96
State aid revenues realized	5,748.00
Delinquent taxes including liens—1956 collections	
	4,818.61
Current taxes—1956 collections..	133,492.29
Emergency borrowings
TOTAL RECEIPTS AND REVENUES REALIZED	\$176,736.86

CAPITAL OUTLAY—1956

Beaches and boardwalks
Buildings and equipment
Parks and playgrounds
Sewers	\$850.00
Streets, roads and bridges
Water supply
Other

Tax rate	\$8.46
Local school tax rate	2.89
County tax rate	1.88
Local purpose tax rate	3.69

TAXES

Local school tax	\$47,825.00
County taxes	31,068.81
Special district taxes
Local purpose levy	\$78,893.81
	61,055.05
Total tax levy (tax duplicate)	\$139,948.86
Per Capita Total Tax Levy	
	\$168.01
Current	
1956 taxes levied (total)	\$140,855.59
Collected in 1956	133,492.29
Per cent of levy collected in 1956	94.77
Transferred to liens
Cancelled, abated or adjusted	253.80
Outstanding December 31, 1956	7,109.50
All Prior Years Outstanding	
Balance January 1, 1956	\$4,818.61
Collected in 1956	4,818.61
Balance December 31, 1956
Tax Title Liens Outstanding	
Balance January 1, 1956
Redeemed by cash
Balance December 31, 1956
Property Acquired by Deed or Foreclosure	
Balance January 1, 1956	\$4,130.00
Sale for cash	8,150.00
Balance December 31, 1956	\$4,130.00

CAPITAL DEBT, DECEMBER 31, 1956

Gross Debt	
School debt
Self-liquidating debt
Other capital debt	\$21,000.00
TOTAL GROSS DEBT	\$21,000.00
Per Capita Gross Debt	
	\$25.21
Deductions for	
School debt
Self-liquidating debt
Other capital debt
TOTAL DEDUCTIONS
NET DEBT	\$21,000.00
Average Assessed Valuations	
Real Property 1954-1955-1956	\$1,551,397.00
Per Cent of Net Debt	1.35

CURRENT FINANCES DECEMBER 31, 1956

Cash	\$29,553.98
Taxes receivable	7,109.50
Tax title liens
Foreclosed property	4,130.00
Other receivables	11,242.48
State road aid receivable	3,000.00
Emergencies and deferred charges	1,983.41
TOTAL ASSETS	\$57,019.37
Cash liabilities	\$6,232.96
Reserves for receivables	22,481.98
Surplus revenue	28,304.43
TOTAL LIABILITIES AND SURPLUS	\$57,019.37

IRVINGTON TOWN—ESSEX COUNTY

Population Census, 1950—59,201

Land Area 2.8 sq. mi.

Net Valuation Taxable \$84,059,621

EXPENDITURES AND REQUIRED PAYMENTS FOR 1956

General Government	
Administrative and executive . . .	\$476,423.00
Assessment and collection of taxes	110,191.00
Finance Department	49,620.00
Protection to Persons & Property	
Fire	649,600.00
Police	679,198.49
Other	24,300.00
Streets and Roads	
Repairs and maintenance	155,915.19
Street lighting	57,244.69
Sanitation	
Street cleaning	253,668.31
Garbage and ash removal	36,833.93
Sewers	36,833.93
Health and Charities	
Health service	71,328.94
Welfare—public assistance	87,859.61
Hospitals (aid and maintenance)	932,308.05
Other	2,100.00
Recreation	
Beaches and boardwalks
Parks and playgrounds
Other	49,176.00
Educational	
(Exclusive of school districts)	121,240.00
Unclassified Purposes	
(Including contingent)	31,868.00
SUB-TOTAL—Municipal functions..	\$3,788,875.21
Per Capita—Municipal functions	
Capital imp'ts and capital imp't fund	\$64.00
Debt Service	\$31,295.22
Principal payments	\$329,800.00
Interest payments	159,920.35
Total	*489,720.35
Per Capita Debt Service	
Deferred Charges and Statutory Expenditures	\$8.27
Emergencies	\$47,326.50
Other deferred chgs.	348,260.95
Total	395,578.45
TOTAL—Municipal expenditures . . .	\$4,705,469.23
Required Payments for Local School, County, and Special District Taxes	
	3,414,196.08
TOTAL EXPENDITURES AND REQUIRED PAYMENTS	\$8,119,665.31
Reserve for uncollected taxes	\$409,610.18
GRAND TOTAL—Budget	\$8,529,275.49
RECEIPTS AND REVENUES REALIZED IN 1956 TO MEET EXPENDITURES AND REQUIRED PAYMENTS	
Surplus revenue appropriated	\$347,000.00
Miscellaneous revenues realized	1,669,505.13
State aid revenues realized	90,722.27
Delinquent taxes including	
liens—1956 collections	170,101.87
Current taxes—1956 collections..	6,516,430.21
Emergency borrowings
TOTAL RECEIPTS AND REVENUES REALIZED	\$8,793,759.48

CAPITAL OUTLAY—1956

Beaches and boardwalks
Buildings and equipment	\$49,700.18
Parks and playgrounds	41,406.46
Sewers	1,462.35
Streets, roads and bridges	3,527.60
Water supply
Other

Tax rate	\$7.99
Local school tax rate	3.04
County tax rate	1.38
Local purpose tax rate	3.57

TAXES

Local school tax	\$2,555,775.33
County taxes	1,159,825.35
Special district taxes
Local purpose levy	\$3,715,600.68
Total tax levy (tax duplicate) ..	\$6,727,242.15

Per Capita Total Tax Levy	\$113.63
--	-----------------

Current

1956 taxes levied (total)	\$6,754,071.77
Collected in 1956	6,516,430.21
Per cent of levy collected in 1956	96.48
Transferred to liens	159.80
Cancelled, abated or adjusted	33,528.84
Outstanding December 31, 1956 ..	\$203,952.92

All Prior Years Outstanding

Balance January 1, 1956	\$437,639.29
Collected in 1956	169,946.67
Balance December 31, 1956	\$241,266.73

Tax Title Liens Outstanding

Balance January 1, 1956	\$155.20
Redeemed by cash	155.20
Balance December 31, 1956	\$159.80

Property Acquired by Deed or Foreclosure

Balance January 1, 1956	\$100,100.00
Sale for cash	39,452.02
Balance December 31, 1956	\$73,300.00

CAPITAL DEBT, DECEMBER 31, 1956

Gross Debt

School debt	\$3,376,000.00
Self-liquidating debt.
Other capital debt	1,633,514.00

TOTAL GROSS DEBT \$5,000,514.00

Per Capita Gross Debt \$84.47

Deductions for

School debt	\$3,376,000.00
Self-liquidating debt.
Other capital debt

TOTAL DEDUCTIONS 3,376,000.00

NET DEBT \$1,633,514.00

Average Assessed Valuations

Real Property 1954-1955-1956..	\$73,804,068.00
Per Cent of Net Debt	2.21

CURRENT FINANCES DECEMBER 31, 1956

Cash	\$1,849,957.05
Taxes receivable	445,219.65
Tax title liens	159.80
Foreclosed property	73,300.00
Other receivables	400.00
State road aid receivable	16,998.00
Emergencies and deferred charges ..	114,749.01
TOTAL ASSETS	\$2,500,783.51
Cash liabilities	\$405,170.48
Reserves for receivables	519,079.45
Surplus revenue	1,576,533.58

TOTAL LIABILITIES AND SURPLUS \$2,500,783.51

* Includes \$301,404.60 Chapter VI School Debt Service.

ISLAND BEACH BOROUGH—OCEAN COUNTY

Population Census, 1950—13

Land Area 2.6 sq. mi.

Net Valuation Taxable

EXPENDITURES AND REQUIRED PAYMENTS FOR 1956

General Government	
Administrative and executive
Assessment and collection of taxes
Finance Department
Protection to Persons & Property	
Fire
Police
Other
Streets and Roads	
Repairs and maintenance
Street lighting
Sanitation	
Street cleaning
Garbage and ash removal
Sewers
Health and Charities	
Health service
Welfare—public assistance
Hospitals (aid and maintenance)
Other
Recreation	
Beaches and boardwalks
Parks and playgrounds
Other
Educational (Exclusive of school districts) ..	
.....
Unclassified Purposes (Including contingent)	
.....
SUB-TOTAL—Municipal functions..

Per Capita—Municipal functions
Capital imp'ts and capital imp't fund
Debt Service	
Principal payments
Interest payments
Total
Per Capita Debt Service
Deferred Charges and Statutory Expenditures	
Emergencies
Other deferred chgs.
Total

TOTAL—Municipal expenditures
Required Payments for Local School, County, and Special District Taxes

TOTAL EXPENDITURES AND REQUIRED PAYMENTS
Reserve for uncollected taxes
GRAND TOTAL—Budget

RECEIPTS AND REVENUES REALIZED IN 1956 TO MEET EXPENDITURES AND REQUIRED PAYMENTS	
Surplus revenue appropriated
Miscellaneous revenues realized. State aid revenues realized
Delinquent taxes including liens—1956 collections
Current taxes—1956 collections..
Emergency borrowings

TOTAL RECEIPTS AND REVENUES REALIZED
---	--------------

CAPITAL OUTLAY—1956

Beaches and boardwalks
Buildings and equipment
Parks and playgrounds
Sewers
Streets, roads and bridges
Water supply
Other

Tax rate
Local school tax rate
County tax rate
Local purpose tax rate

TAXES

Local school tax
County taxes
Special district taxes

Local purpose levy
Total tax levy (tax duplicate)

Per Capita Total Tax Levy
--	--------------

Current

1956 taxes levied (total)
Collected in 1956
Per cent of levy collected in 1956
Transferred to liens
Cancelled, abated or adjusted
Outstanding December 31, 1956

All Prior Years Outstanding

Balance January 1, 1956
Collected in 1956
Balance December 31, 1956

Tax Title Liens Outstanding

Balance January 1, 1956
Redeemed by cash
Balance December 31, 1956

Property Acquired by Deed or Foreclosure

Balance January 1, 1956
Sale for cash
Balance December 31, 1956

CAPITAL DEBT, DECEMBER 31, 1956

Gross Debt

School debt
Self-liquidating debt.
Other capital debt

TOTAL GROSS DEBT

Per Capita Gross Debt

Deductions for

School debt
Self-liquidating debt.
Other capital debt

TOTAL DEDUCTIONS

NET DEBT

Average Assessed Valuations

Real Property 1954-1955-1956..
Per Cent of Net Debt

CURRENT FINANCES DECEMBER 31, 1956

Cash
Taxes receivable
Tax title liens
Foreclosed property
Other receivables
State road aid receivable
Emergencies and deferred charges

TOTAL ASSETS

Cash liabilities
Reserves for receivables
Surplus revenue

TOTAL LIABILITIES AND SURPLUS

* Land wholly State-owned—Local offices did not function in 1956.

ISLAND HEIGHTS BOROUGH—OCEAN COUNTY

Population Census, 1950—795

Land Area 0.63 sq. mi.

Net Valuation Taxable \$990,185

EXPENDITURES AND REQUIRED PAYMENTS FOR 1956	
General Government	
Administrative and executive	\$10,197.31
Assessment and collection of taxes	2,650.00
Finance Department
Protection to Persons & Property	
Fire	2,500.00
Police	5,871.00
Other
Streets and Roads	
Repairs and maintenance	10,731.11
Street lighting	2,900.00
Sanitation	
Street cleaning
Garbage and ash removal	6,651.00
Sewers	4,250.00
Health and Charities	
Health service	150.00
Welfare—public assistance	170.00
Hospitals (aid and maintenance)
Other	650.00
Recreation	
Beaches and boardwalks	7,000.00
Parks and playgrounds	577.69
Other
Educational	
(Exclusive of school districts) ..	500.00
Unclassified Purposes	
(Including budgeting)	4,100.00
SUB-TOTAL—Municipal functions..	\$58,898.11
Per Capita—Municipal functions	
Capital imp'ts and capital imp't fund	\$74.00
Debt Service	\$400.00
Principal payments ..	\$2,000.00
Interest payments ..	80.00
Total	2,080.00
Per Capita Debt Service	
Deferred Charges and Statutory Expenditures	\$2.62
Emergencies	\$259.26
Other deferred chgs.	560.00
Total	819.26
TOTAL—Municipal expenditures ...	\$62,197.37
Required Payments for Local School, County, and Special District Taxes	
Total	79,213.72
TOTAL EXPENDITURES AND REQUIRED PAYMENTS	\$141,411.09
Reserve for uncollected taxes	\$19,533.41
GRAND TOTAL—Budget	\$160,944.50

Tax rate	\$11.98
Local school tax rate	6.38
County tax rate	1.62
Local purpose tax rate	3.98

TAXES	
Local school tax ...	\$63,217.06
County taxes	15,996.66
Special district taxes
Local purpose levy	\$79,213.72
Total tax levy (tax duplicate) ..	\$118,615.24

Per Capita Total Tax Levy	
Total	\$149.20
Current	
1956 taxes levied (total)	\$119,954.32
Collected in 1956	108,430.14
Per cent of levy collected in 1956 ...	90.39
Transferred to liens	219.49
Cancelled, abated or adjusted	730.78
Outstanding December 31, 1956 ..	\$10,573.91

All Prior Years Outstanding	
Balance January 1, 1956	\$9,586.28
Collected in 1956	9,390.91
Balance December 31, 1956	\$79.99

Tax Title Liens Outstanding	
Balance January 1, 1956	\$158.68
Redeemed by cash
Balance December 31, 1956	\$523.00

Property Acquired by Deed or Foreclosure	
Balance January 1, 1956	\$7,775.00
Sale for cash	1,600.00
Balance December 31, 1956	\$5,575.00

CAPITAL DEBT, DECEMBER 31, 1956

Gross Debt	
School debt	\$188,979.00
Self-liquidating debt. ..	167,000.00
Other capital debt

TOTAL GROSS DEBT	\$355,979.00
Per Capita Gross Debt	\$447.77

Deductions for	
School debt	\$169,724.00
Self-liquidating debt. ..	167,000.00
Other capital debt

TOTAL DEDUCTIONS	336,724.00
NET DEBT	\$19,255.00

Average Assessed Valuations	
Real Property 1954-1955-1956..	\$929,085.00
Per Cent of Net Debt	2.07

CURRENT FINANCES DECEMBER 31, 1956

Cash	\$71,380.63
Taxes receivable	10,653.90
Tax title liens	523.00
Foreclosed property	5,575.00
Other receivables	13,244.56
State road aid receivable
Emergencies and deferred charges ..	3,700.00

TOTAL ASSETS	\$105,077.09
---------------------------	---------------------

Cash liabilities	\$47,659.05
Reserves for receivables	29,996.46
Surplus revenue	27,421.58

TOTAL LIABILITIES AND SURPLUS	\$105,077.09
--	---------------------

CAPITAL OUTLAY—1956

Beaches and boardwalks
Buildings and equipment
Parks and playgrounds
Sewers	\$95,847.61
Streets, roads and bridges
Water supply	2,544.51
Other

JACKSON TOWNSHIP—OCEAN COUNTY

Population Census, 1950—3,513

Land Area 100.8 sq. mi.

Net Valuation Taxable \$1,749,105

EXPENDITURES AND REQUIRED PAYMENTS FOR 1956

General Government	
Administrative and executive	\$21,050.00
Assessment and collection of taxes	6,300.00
Finance Department	1,125.00
Protection to Persons & Property	
Fire	3,200.00
Police	10,775.00
Other
Streets and Roads	
Repairs and maintenance	27,833.33
Street lighting	600.00
Sanitation	
Street cleaning
Garbage and ash removal
Sewers
Health and Charities	
Health service	1,000.00
Welfare—public assistance	3,500.00
Hospitals (aid and maintenance)
Other
Recreation	
Beaches and boardwalks
Parks and playgrounds
Other
Educational	
(Exclusive of school districts)
Unclassified Purposes	
(Including contingent)	500.00
SUB-TOTAL—Municipal functions..	\$75,883.33

Per Capita—Municipal functions	\$21.60
Capital imp'ts and capital imp't fund	\$22,000.00
Debt Service	
Principal payments
Interest payments
Total
Per Capita Debt Service	
Deferred Charges and Statutory Expenditures	
Emergencies	\$3,000.00
Other deferred chgs.	1,039.46
Total	4,039.46

TOTAL—Municipal expenditures \$101,922.79

Required Payments for Local School, County, and Special District Taxes 260,575.19

TOTAL EXPENDITURES AND REQUIRED PAYMENTS \$362,497.98

Reserve for uncollected taxes \$59,081.84

GRAND TOTAL—Budget \$421,579.82

RECEIPTS AND REVENUES REALIZED IN 1956 TO MEET EXPENDITURES AND REQUIRED PAYMENTS

Surplus revenue appropriated	\$25,000.00
Miscellaneous revenues realized.	54,890.90
State aid revenues realized	14,960.00
Delinquent taxes including	
Liens—1956 collections	31,899.12
Current taxes—1956 collections.. . . .	257,760.63
Emergency borrowings
TOTAL RECEIPTS AND REVENUES REALIZED	\$384,510.65

CAPITAL OUTLAY—1956

Beaches and boardwalks
Buildings and equipment
Parks and playgrounds
Sewers
Streets, roads and bridges
Water supply
Other

Tax rate	\$17.51
Local school tax rate	11.04
County tax rate	3.58
Local purpose tax rate	2.89

TAXES

Local school tax	\$193,140.89
County taxes	62,634.30
Special district taxes	4,800.00
Local purpose levy	\$260,575.19
Total tax levy (tax duplicate) ..	\$310,979.82

Per Capita Total Tax Levy \$88.52

Current	
1956 taxes levied (total)	\$313,403.16
Collected in 1956	257,760.63
Per cent of levy collected in 1956	82.24
Transferred to liens	5,897.97
Cancelled, abated or adjusted	1,286.30
Outstanding December 31, 1956	\$48,458.26

All Prior Years Outstanding	
Balance January 1, 1956	\$70,859.56
Collected in 1956	28,991.60
Balance December 31, 1956	\$40,828.68

Tax Title Liens Outstanding	
Balance January 1, 1956	\$88,547.73
Redeemed by cash	2,907.52
Balance December 31, 1956	\$91,302.85

Property Acquired by Deed or Foreclosure	
Balance January 1, 1956	\$9,156.91
Sale for cash	7,030.00
Balance December 31, 1956	\$8,506.91

CAPITAL DEBT, DECEMBER 31, 1956

Gross Debt	
School debt	\$148,000.00
Self-liquidating debt.
Other capital debt

TOTAL GROSS DEBT \$148,000.00

Per Capita Gross Debt \$42.13

Deductions for	
School debt	\$94,627.00
Self-liquidating debt.
Other capital debt

TOTAL DEDUCTIONS 94,627.00

NET DEBT \$53,373.00

Average Assessed Valuations	
Real Property 1954-1955-1956.. . . .	\$1,577,116.00
Per Cent of Net Debt	3.38

CURRENT FINANCES DECEMBER 31, 1956

Cash	\$144,248.03
Taxes receivable	89,286.94
Tax title liens	91,302.85
Foreclosed property	8,506.91
Other receivables	65.00
State road aid receivable	27,500.00
Emergencies and deferred charges

TOTAL ASSETS \$360,909.73

Cash liabilities	\$122,811.76
Reserves for receivables	189,161.70
Surplus revenue	48,936.27

TOTAL LIABILITIES AND SURPLUS \$360,909.73

JAMESBURG BOROUGH—MIDDLESEX COUNTY

Population Census, 1950—2,307 Land Area 0.9 sq. mi. Net Valuation Taxable \$1,253,345

EXPENDITURES AND RE-REQUIRED PAYMENTS FOR 1956	
General Government	
Administrative and executive . . .	\$9,750.00
Assessment and collection of taxes	2,475.00
Finance Department	400.00
Protection to Persons & Property	
Fire	5,450.00
Police	12,250.00
Other
Streets and Roads	
Repairs and maintenance	14,500.00
Street lighting	3,600.00
Sanitation	
Street cleaning
Garbage and ash removal	4,800.00
Sewers	7,300.00
Health and Charities	
Health service	1,050.00
Welfare—public assistance	2,116.00
Hospitals (aid and maintenance)
Other	300.00
Recreation	
Beaches and boardwalks
Parks and playgrounds	1,209.95
Other	700.00
Educational	
(Exclusive of school districts)	100.00
Unclassified Purposes	
(Including contingent)	350.00
SUB-TOTAL—Municipal functions..	\$66,350.95

Per Capita—Municipal functions	\$28.76
Capital imp'ts and capital imp't fund
Debt Service	
Principal payments	\$13,000.00
Interest payments	3,733.17
Total	\$16,733.17
Per Capita Debt Service	
Service	\$7.25
Deferred Charges and Statutory Expenditures	
Emergencies
Other deferred chgs.	\$4,616.67
Total	4,616.67
TOTAL—Municipal expenditures	\$87,700.79

Required Payments for Local School, County, and Special District Taxes	130,029.47
---	-------------------

TOTAL EXPENDITURES AND REQUIRED PAYMENTS	\$217,730.26
Reserve for uncollected taxes	\$23,724.02
GRAND TOTAL—Budget	\$241,454.28

RECEIPTS AND REVENUES REALIZED IN 1956 TO MEET EXPENDITURES AND RE-REQUIRED PAYMENTS	
Surplus revenue appropriated	\$18,000.00
Miscellaneous revenues realized	29,191.23
State aid revenues realized	1,743.00
Delinquent taxes including	
Liens—1956 collections	18,831.29
Current taxes—1956 collections..	155,907.82
Emergency borrowings
TOTAL RECEIPTS AND REVENUES REALIZED	\$223,673.34

CAPITAL OUTLAY—1956	
Beaches and boardwalks
Buildings and equipment	\$15,081.50
Parks and playgrounds
Sewers
Streets, roads and bridges
Water supply
Other

Tax rate	\$14.19
Local school tax rate	8.13
County tax rate	2.25
Local purpose tax rate	3.81

TAXES	
Local school tax	\$101,864.46
County taxes	28,165.01
Special district taxes
Local purpose levy	48,512.69
Total tax levy (tax duplicate)	\$178,542.16
Per Capita Total Tax Levy	\$77.39

Current	
1956 taxes levied (total)	\$180,019.49
Collected in 1956	155,907.82
Per cent of levy collected in 1956	86.60
Transferred to liens	1,584.30
Cancelled, abated or adjusted
Outstanding December 31, 1956	\$22,527.37

All Prior Years Outstanding	
Balance January 1, 1956	\$20,758.64
Collected in 1956	18,440.43
Balance December 31, 1956	\$2,318.21

Tax Title Liens Outstanding	
Balance January 1, 1956	\$18,504.74
Redeemed by cash	390.86
Balance December 31, 1956	\$19,698.18

Property Acquired by Deed or Foreclosure	
Balance January 1, 1956	\$1,122.75
Sale for cash	950.00
Balance December 31, 1956	\$1,000.00

CAPITAL DEBT, DECEMBER 31, 1956	
Gross Debt	
School debt	\$60,000.00
Self-liquidating debt.
Other capital debt	136,550.00
TOTAL GROSS DEBT	\$196,550.00
Per Capita Gross Debt	\$85.20

Deductions for	
School debt	\$60,000.00
Self-liquidating debt.
Other capital debt
TOTAL DEDUCTIONS	60,000.00
NET DEBT	\$136,550.00

Average Assessed Valuations	
Real Property 1954-1955-1956..	\$1,126,958.00
Per Cent of Net Debt	12.11

CURRENT FINANCES DECEMBER 31, 1956	
Cash	\$30,059.95
Taxes receivable	24,845.58
Tax title liens	19,698.18
Foreclosed property	1,000.00
Other receivables	123.22
State road aid receivable	1,743.00
Emergencies and deferred charges	8,280.36
TOTAL ASSETS	\$85,750.29

Cash liabilities	\$17,819.24
Reserves for receivables	45,666.98
Surplus revenue	22,264.07
TOTAL LIABILITIES AND SURPLUS	\$85,750.29

JEFFERSON TOWNSHIP—MORRIS COUNTY

Population Census, 1950—2,744

Land Area 44.3 sq. mi.

Net Valuation Taxable \$7,377,418

EXPENDITURES AND REQUIRED PAYMENTS FOR 1956	
General Government	
Administrative and executive	\$13,912.84
Assessment and collection of taxes	9,777.00
Finance Department	1,823.05
Protection to Persons & Property	
Fire	8,337.16
Police	22,117.00
Other
Streets and Roads	
Repairs and maintenance	105,993.39
Street lighting
Sanitation	
Street cleaning
Garbage and ash removal
Sewers
Health and Charities	
Health service	1,087.00
Welfare—public assistance	1,194.02
Hospitals (aid and maintenance)
Other	1,000.00
Recreation	
Beaches and boardwalks
Parks and playgrounds
Other
Educational (Exclusive of school districts)	
Unclassified Purposes (Including contingent)	
	2,265.00
SUB-TOTAL—Municipal functions..	\$167,506.46
Per Capita—Municipal functions \$61.04	
Capital imp'ts and capital imp't fund	\$38,500.00
Debt Service	
Principal payments
Interest payments
Total
Per Capita Debt Service	
Deferred Charges and Statutory Expenditures	
Emergencies	\$1,600.00
Other deferred chgs.	3,367.70
Total	4,967.70
TOTAL—Municipal expenditures	\$210,974.16
Required Payments for Local School, County, and Special District Taxes	
	399,983.53
TOTAL EXPENDITURES AND REQUIRED PAYMENTS	\$610,957.69
Reserve for uncollected taxes	\$102,672.00
GRAND TOTAL—Budget	\$713,629.69
RECEIPTS AND REVENUES REALIZED IN 1956 TO MEET EXPENDITURES AND REQUIRED PAYMENTS	
Surplus revenue appropriated	\$78,000.00
Miscellaneous revenues realized	86,727.92
State aid revenues realized	16,465.00
Delinquent taxes including	
liens—1956 collections	61,975.34
Current taxes—1956 collections.. . . .	427,437.12
Emergency borrowings
TOTAL RECEIPTS AND REVENUES REALIZED	\$670,605.38

CAPITAL OUTLAY—1956

Beaches and boardwalks
Buildings and equipment	\$13,432.00
Parks and playgrounds
Sewers
Streets, roads and bridges
Water supply
Other

Tax rate	\$6.67
Local school tax rate	4.04
County tax rate	1.33
Local purpose tax rate	1.30

TAXES

Local school tax	\$298,010.67	
County taxes	97,982.86	
Special district taxes	3,990.00	
Local purpose levy	\$399,983.53
		95,819.14
Total tax levy (tax duplicate)		\$495,802.67

Per Capita Total Tax Levy	\$180.69
--	-----------------

Current	
1956 taxes levied (total)	\$499,004.78
Collected in 1956	427,437.12
Per cent of levy collected in 1956	85.65
Transferred to liens	642.47
Cancelled, abated or adjusted	5,028.20
Outstanding December 31, 1956	\$65,896.99

All Prior Years Outstanding	
Balance January 1, 1956	\$66,804.25
Collected in 1956	56,127.17
Balance December 31, 1956	\$7,334.61

Tax Title Liens Outstanding	
Balance January 1, 1956	\$9,404.21
Redeemed by cash	5,848.17
Balance December 31, 1956	\$3,713.05

Property Acquired by Deed or Foreclosure	
Balance January 1, 1956	\$7,300.00
Sale for cash
Balance December 31, 1956	\$7,300.00

CAPITAL DEBT, DECEMBER 31, 1956

Gross Debt	
School debt	\$750,000.00
Self-liquidating debt
Other capital debt
TOTAL GROSS DEBT	\$750,000.00
Per Capita Gross Debt	\$273.32

Deductions for	
School debt	\$361,892.00
Self-liquidating debt
Other capital debt
TOTAL DEDUCTIONS	361,892.00
NET DEBT	\$388,108.00

Average Assessed Valuations	
Real Property 1954-1955-1956.. . . .	\$6,031,528.00
Per Cent of Net Debt	6.43

CURRENT FINANCES DECEMBER 31, 1956

Cash	\$241,028.93
Taxes receivable	73,231.60
Tax title liens	3,713.05
Foreclosed property	7,300.00
Other receivables	638.06
State road aid receivable	27,848.49
Emergencies and deferred charges	19,653.35
TOTAL ASSETS	\$373,413.48
Cash liabilities	\$95,923.04
Reserves for receivables	84,882.71
Surplus revenue	192,607.73
TOTAL LIABILITIES AND SURPLUS	\$373,413.48

JERSEY CITY—CITY—HUDSON COUNTY

Population Census, 1950—299,017 Land Area 13.5 sq. mi. Net Valuation Taxable \$491,698,874

EXPENDITURES AND REQUIRED PAYMENTS FOR 1956	
General Government	
Administrative and executive	\$2,427,031.18
Assessment and collection of taxes	506,740.00
Finance Department	178,245.00
Protection to Persons & Property	
Fire	3,005,946.00
Police	5,410,380.83
Other	11,000.00
Streets and Roads	
Repairs and maintenance	789,730.00
Street lighting	331,120.00
Sanitation	
Street cleaning	688,155.00
Garbage and ash removal	964,310.00
Sewers	180,480.00
Health and Charities	
Health service	692,630.00
Welfare—public assistance	990,770.00
Hospitals (aid and maintenance) ..	8,049,212.00
Other
Recreation	
Beaches and boardwalks
Parks and playgrounds	1,375,290.90
Other
Educational	
(Exclusive of school districts) ..	663,845.00
Unclassified Purposes	
(Including contingent)	55,500.00
SUB-TOTAL—Municipal functions..	\$26,320,385.91
Per Capita—Municipal functions	
Capital imp'ts and capital imp't fund	\$777,000.00
Debt Service	
Principal payments .. \$2,729,000.00	
Interest payments .. 715,358.25	
Total	*3,444,358.25
Per Capita Debt Service	
	\$11.52
Deferred Charges and Statutory Expenditures	
Emergencies	\$141,000.00
Other deferred chgs. 2,408,746.31	
Total	2,549,746.31
TOTAL—Municipal expenditures ...	\$33,091,490.47
Required Payments for Local School, County, and Special District Taxes	
	19,831,638.81
TOTAL EXPENDITURES AND REQUIRED PAYMENTS	\$52,923,129.28
Reserve for uncollected taxes	\$5,829,891.39
GRAND TOTAL—Budget	\$58,753,020.67
RECEIPTS AND REVENUES REALIZED IN 1956 TO MEET EXPENDITURES AND REQUIRED PAYMENTS	
Surplus revenue appropriated ..	\$6,500,000.00
Miscellaneous revenues realized ..	10,254,261.19
State aid revenues realized	414,409.76
Delinquent taxes including	
liens—1956 collections	1,377,591.13
Current taxes—1956 collections..	40,139,089.44
Emergency borrowings
TOTAL RECEIPTS AND REVENUES REALIZED	\$58,685,351.52

CAPITAL OUTLAY—1956

Beaches and boardwalks
Buildings and equipment	\$1,810,793.03
Parks and playgrounds	9.00
Sewers
Streets, roads and bridges	968.98
Water supply	159,718.33
Other	6,366.36

* Includes \$1,193,925.75 Chapter VI School Debt Service.

Tax rate	\$8.54
Local school tax rate	2.44
County tax rate	1.59
Local purpose tax rate	4.51

TAXES

Local school tax .. \$12,016,504.39	
County taxes	7,815,134.42
Special district taxes
Local purpose levy	\$19,831,638.81
	22,202,127.53
Total tax levy (tax duplicate) ..	\$42,033,766.34

Per Capita Total Tax Levy **\$140.57**

Current

1956 taxes levied (total)	\$42,167,038.82
Collected in 1956	40,139,089.44
Per cent of levy collected in 1956 ...	95.19
Transferred to liens	191,467.56
Cancelled, abated or adjusted	266,493.92
Outstanding December 31, 1956 ..	\$1,569,987.90

All Prior Years Outstanding

Balance January 1, 1956	\$2,403,600.44
Collected in 1956	1,350,067.71
Balance December 31, 1956	\$969,430.80

Tax Title Liens Outstanding

Balance January 1, 1956	\$3,638,210.33
Redeemed by cash	27,523.42
Balance December 31, 1956	\$3,681,967.00

Property Acquired by Deed or Foreclosure

Balance January 1, 1956	\$22,190,881.00
Sale for cash	158,216.00
Balance December 31, 1956	\$21,552,531.00

CAPITAL DEBT, DECEMBER 31, 1956

Gross Debt	
School debt	\$14,116,000.00
Self-liquidating debt ..	11,898,000.00
Other capital debt ..	8,208,500.00
TOTAL GROSS DEBT	\$34,222,500.00
Per Capita Gross Debt	\$114.45

Deductions for

School debt	\$14,116,000.00
Self-liquidating debt ..	11,898,000.00
Other capital debt ..	229,000.00
TOTAL DEDUCTIONS	26,243,000.00

NET DEBT **\$7,979,500.00**

Average Assessed Valuations

Real Property 1954-1955-1956..	\$430,960,222.00
Per Cent of Net Debt	1.85

CURRENT FINANCES DECEMBER 31, 1956

Cash	\$19,639,999.56
Taxes receivable	2,539,418.70
Tax title liens	3,681,967.00
Foreclosed property	21,552,531.00
Other receivables	4,289,931.76
State road aid receivable	170,296.78
Emergencies and deferred charges ..	303,243.58
TOTAL ASSETS	\$52,177,388.38
Cash liabilities	\$9,178,431.02
Reserves for receivables	32,063,848.46
Surplus revenue	10,935,108.90
TOTAL LIABILITIES AND SURPLUS	\$52,177,388.38

KEANSBURG BOROUGH—MONMOUTH COUNTY

Population Census, 1950—5,559

Land Area 1.0 sq. mi.

Net Valuation Taxable \$4,662,795

EXPENDITURES AND REQUIRED PAYMENTS FOR 1956

General Government	
Administrative and executive . . .	\$46,245.00
Assessment and collection of taxes	4,650.00
Finance Department	5,850.00
Protection to Persons & Property	
Fire	8,300.00
Police	87,890.00
Other
Streets and Roads	
Repairs and maintenance	51,049.00
Street lighting	14,395.00
Sanitation	
Street cleaning	251.00
Garbage and ash removal	30,720.00
Sewers
Health and Charities	
Health service	3,150.00
Welfare—public assistance	2,050.00
Hospitals (aid and maintenance)
Other
Recreation	
Beaches and boardwalks
Parks and playgrounds
Other	500.00
Educational	
(Exclusive of school districts)	400.00
Unclassified Purposes	
(Including contingent)	9,287.50
SUB-TOTAL—Municipal functions..	\$264,737.50

Per Capita—Municipal functions	
Capital imp'ts and capital imp't fund	\$5,000.00
Debt Service	
Principal payments	\$14,000.00
Interest payments	8,622.84
Total	22,622.84
Per Capita Debt Service	
Deferred Charges and Statutory Expenditures	\$4.07
Emergencies	\$1,800.00
Other deferred chgs.	51,119.49
Total	52,919.49

TOTAL—Municipal expenditures	\$345,279.83
Required Payments for Local School, County, and Special District Taxes	
	282,774.59

TOTAL EXPENDITURES AND REQUIRED PAYMENTS	\$628,054.42
Reserve for uncollected taxes	\$91,335.98
GRAND TOTAL—Budget	\$719,390.40

RECEIPTS AND REVENUES REALIZED IN 1956 TO MEET EXPENDITURES AND REQUIRED PAYMENTS	
Surplus revenue appropriated	\$70,000.00
Miscellaneous revenues realized	123,258.33
State aid revenues realized	4,977.00
Delinquent taxes including	
liens—1956 collections	62,952.53
Current taxes—1956 collections..	457,157.75
Emergency borrowings
TOTAL RECEIPTS AND REVENUES REALIZED	\$718,345.61

CAPITAL OUTLAY—1956	
Beaches and boardwalks	\$40,000.00
Buildings and equipment	13,125.00
Parks and playgrounds
Sewers
Streets, roads and bridges
Water supply
Other

Tax rate	\$10.95
Local school tax rate	4.18
County tax rate	1.88
Local purpose tax rate	4.89

TAXES

Local school tax	\$194,919.02
County taxes	87,855.57
Special district taxes
Local purpose levy	\$282,774.59
	229,828.81
Total tax levy (tax duplicate)	\$512,603.40

Per Capita Total Tax Levy	
	\$92.21
Current	
1956 taxes levied (total)	\$514,412.01
Collected in 1956	457,157.75
Per cent of levy collected in 1956	88.86
Transferred to liens	46.51
Cancelled, abated or adjusted	634.77
Outstanding December 31, 1956	\$56,572.98

All Prior Years Outstanding	
Balance January 1, 1956	\$62,760.80
Collected in 1956	62,559.76
Balance December 31, 1956	\$31.01

Tax Title Liens Outstanding	
Balance January 1, 1956	\$18,310.83
Redeemed by cash	392.77
Balance December 31, 1956	\$18,030.25

Property Acquired by Deed or Foreclosure	
Balance January 1, 1956	\$42,168.00
Sale for cash	575.00
Balance December 31, 1956	\$41,568.00

CAPITAL DEBT, DECEMBER 31, 1956

Gross Debt	
School debt	\$139,000.00
Self-liquidating debt	396,000.00
Other capital debt	182,475.00
TOTAL GROSS DEBT	\$717,475.00
Per Capita Gross Debt	
	\$129.07

Deductions for	
School debt	\$139,000.00
Self-liquidating debt	123,382.00
Other capital debt	15,992.00
TOTAL DEDUCTIONS	278,374.00
NET DEBT	\$439,101.00

Average Assessed Valuations	
Real Property 1954-1955-1956	\$4,351,062.00
Per Cent of Net Debt	10.09

CURRENT FINANCES DECEMBER 31, 1956

Cash	\$273,969.39
Taxes receivable	56,603.99
Tax title liens	18,030.25
Foreclosed property	41,568.00
Other receivables	15,315.14
State road aid receivable
Emergencies and deferred charges	5,000.00
TOTAL ASSETS	\$410,486.77

Cash liabilities	\$135,606.85
Reserves for receivables	131,517.38
Surplus revenue	143,362.54
TOTAL LIABILITIES AND SURPLUS	\$410,486.77

KEARNY TOWN—HUDSON COUNTY

Population Census, 1950—39,952 Land Area 9.3 sq. mi. Net Valuation Taxable \$89,212,804

EXPENDITURES AND REQUIRED PAYMENTS FOR 1956	
General Government	
Administrative and executive	\$173,100.00
Assessment and collection of taxes	59,840.00
Finance Department	19,100.00
Protection to Persons & Property	
Fire	610,235.00
Police	677,140.00
Other
Streets and Roads	
Repairs and maintenance	102,350.00
Street lighting	64,500.00
Sanitation	
Street cleaning	71,850.00
Garbage and ash removal	169,700.00
Sewers	208,146.82
Health and Charities	
Health service	39,870.00
Welfare—public assistance	58,950.00
Hospitals (aid and maintenance).	40,590.00
Other
Recreation	
Beaches and boardwalks
Parks and playgrounds
Other	73,285.00
Educational	
(Exclusive of school districts)	60,710.00
Unclassified Purposes	
(Including contingent)	143,808.56
SUB-TOTAL—Municipal functions..	\$2,573,085.38

Per Capita—Municipal functions	\$64.40
Capital imp'ts and capital imp't fund	\$182,900.00
Debt Service	
Principal payments	\$355,000.00
Interest payments	129,717.50
Total	*484,717.50
Per Capita Debt Service	
	\$12.13
Deferred Charges and Statutory Expenditures	
Emergencies
Other deferred chgs.	\$344,139.65
Total	344,139.65
TOTAL—Municipal expenditures	\$3,584,842.53

Required Payments for Local School, County, and Special District Taxes	3,843,986.45
TOTAL EXPENDITURES AND REQUIRED PAYMENTS	\$7,428,828.08
Reserve for uncollected taxes	\$391,877.70
GRAND TOTAL—Budget	\$7,820,706.68

RECEIPTS AND REVENUES REALIZED IN 1956 TO MEET EXPENDITURES AND REQUIRED PAYMENTS	
Surplus revenue appropriated	\$650,000.00
Miscellaneous revenues realized.	2,490,278.80
State aid revenues realized	83,018.23
Delinquent taxes including	
liens—1956 collections	83,254.48
Current taxes—1956 collections.. . . .	5,092,252.81
Emergency borrowings
TOTAL RECEIPTS AND REVENUES REALIZED	\$8,398,804.32

CAPITAL OUTLAY—1956	
Beaches and boardwalks
Buildings and equipment	\$50,795.03
Parks and playgrounds
Sewers	238,838.37
Streets, roads and bridges	41,606.79
Water supply	15,396.58
Other	3,121.93

Tax rate	\$5.78
Local school tax rate	2.01
County tax rate	2.50
Local purpose tax rate	1.27

TAXES	
Local school tax	\$1,791,096.06
County taxes	2,234,046.89
Special district taxes
Local purpose levy	\$4,025,142.95
	1,128,831.11
Total tax levy (tax duplicate) ..	\$5,153,974.06

Per Capita Total Tax Levy	\$129.00
--	-----------------

Current	
1956 taxes levied (total)	\$5,196,693.69
Collected in 1956	5,092,252.81
Per cent of levy collected in 1956	97.99
Transferred to liens	288.62
Cancelled, abated or adjusted	5,769.12
Outstanding December 31, 1956	\$98,388.14

All Prior Years Outstanding	
Balance January 1, 1956	\$139,157.01
Collected in 1956	83,254.48
Balance December 31, 1956	\$55,902.53

Tax Title Liens Outstanding	
Balance January 1, 1956	\$2,641.24
Redeemed by cash
Balance December 31, 1956	\$1,446.98

Property Acquired by Deed or Foreclosure	
Balance January 1, 1956	\$1,052,650.00
Sale for cash	5,563.40
Balance December 31, 1956	\$1,050,750.00

CAPITAL DEBT, DECEMBER 31, 1956	
Gross Debt	
School debt	\$1,184,000.00
Self-liquidating debt.	2,541,000.00
Other capital debt	4,787,183.00
TOTAL GROSS DEBT	\$8,512,183.00
Per Capita Gross Debt	\$213.06

Deductions for	
School debt	\$1,184,000.00
Self-liquidating debt.	2,541,000.00
Other capital debt
TOTAL DEDUCTIONS	3,725,000.00
NET DEBT	\$4,787,183.00

Average Assessed Valuations	
Real Property 1954-1955-1956.. . . .	\$72,252,525.00
Per Cent of Net Debt	6.62

CURRENT FINANCES DECEMBER 31, 1956	
Cash	\$2,298,762.82
Taxes receivable	154,285.67
Tax title liens	1,446.98
Foreclosed property	1,050,750.00
Other receivables	944,863.23
State road aid receivable	50,620.16
Emergencies and deferred charges	22,000.00
TOTAL ASSETS	\$4,522,728.86
Cash liabilities	\$176,699.69
Reserves for receivables	2,151,345.88
Surplus revenue	2,194,683.29
TOTAL LIABIL/TIES AND SURPLUS	\$4,522,728.86

* Includes \$181,156.50 Chapter VI School Debt Service.

KENILWORTH BOROUGH—UNION COUNTY

Population Census, 1950—4,922

Land Area 2.1 sq. mi.

Net Valuation Taxable \$10,849,892

**EXPENDITURES AND RE-
QUIRED PAYMENTS FOR 1956**

General Government	
Administrative and executive . . .	\$34,370.00
Assessment and collection of taxes	22,675.00
Finance Department
Protection to Persons & Property	
Fire	32,200.00
Police	91,605.00
Other
Streets and Roads	
Repairs and maintenance	53,950.00
Street lighting	11,000.00
Sanitation	
Street cleaning
Garbage and ash removal	19,800.00
Sewers	17,410.00
Health and Charities	
Health service	5,625.00
Welfare—Public assistance	2,275.00
Hospitals (aid and maintenance)
Other	2,100.00
Recreation	
Beaches and boardwalks
Parks and playgrounds	6,400.00
Other
Educational (Exclusive of school districts) ..	8,000.00
Unclassified Purposes (Including contingent)	4,050.00
SUB-TOTAL—Municipal functions..	\$311,460.00
Per Capita—Municipal functions	\$63.28
Capital imp'ts and capital imp't fund	\$100,000.00
Debt Service	
Principal payments	\$15,000.00
Interest payments	14,000.00
Total	29,000.00
Per Capita Debt Service	\$5.89
Deferred Charges and Statutory Expenditures	
Emergencies
Other deferred chgs.	\$9,866.76
Total	9,866.76
TOTAL—Municipal expenditures . . .	\$450,326.76

Required Payments for Local School, County, and Special District Taxes	509,642.99
---	------------

TOTAL EXPENDITURES AND REQUIRED PAYMENTS	\$959,969.75
---	---------------------

Reserve for uncollected taxes	\$89,483.93
---	-------------

GRAND TOTAL—Budget	\$1,049,453.68
-------------------------------------	-----------------------

**RECEIPTS AND REVENUES
REALIZED IN 1956 TO MEET
EXPENDITURES AND RE-
QUIRED PAYMENTS**

Surplus revenue appropriated ..	\$165,000.00
Miscellaneous revenues realized.	186,786.28
State aid revenues realized	4,745.00
Delinquent taxes including	
Liens—1956 collections	28,388.85
Current taxes—1956 collections..	744,194.02
Emergency borrowings
TOTAL RECEIPTS AND REVENUES REALIZED	\$1,129,114.15

CAPITAL OUTLAY—1956

Beaches and boardwalks
Buildings and equipment	\$48.09
Parks and playgrounds
Sewers	9,101.44
Streets, roads and bridges	14,388.31
Water supply
Other

Tax rate	\$7.12
Local school tax rate	3.64
County tax rate	1.05
Local purpose tax rate	2.43

TAXES

Local school tax	\$394,884.05
County taxes	114,758.94
Special district taxes

Local purpose levy	\$509,642.99
	262,365.69

Total tax levy (tax duplicate) ..	\$772,008.68
--	---------------------

Per Capita Total Tax Levy	\$156.85
--	-----------------

Current

1956 taxes levied (total)	\$782,769.93
Collected in 1956	744,194.02
Per cent of levy col- lected in 1956	95.07
Transferred to liens	493.16
Cancelled, abated or adjusted	765.40
Outstanding December 31, 1956 ..	\$37,317.35

All Prior Years Outstanding

Balance January 1, 1956	\$49,816.32
Collected in 1956	25,517.63
Balance December 31, 1956	\$23,286.69

Tax Title Liens Outstanding

Balance January 1, 1956	\$17,396.53
Redeemed by cash	2,871.22
Balance December 31, 1956	\$10,494.38

Property Acquired by Deed or Foreclosure

Balance January 1, 1956	\$64,145.00
Sale for cash	64,461.50
Balance December 31, 1956	\$55,860.00

CAPITAL DEBT, DECEMBER 31, 1956

Gross Debt	
School debt	\$1,139,064.00
Self-liquidating debt.
Other capital debt	335,000.00

TOTAL GROSS DEBT	\$1,474,064.00
-----------------------------------	-----------------------

Per Capita Gross Debt	\$299.48
--	-----------------

Deductions for

School debt	\$985,339.00
Self-liquidating debt.
Other capital debt

TOTAL DEDUCTIONS	985,339.00
-----------------------------------	-------------------

NET DEBT	\$488,725.00
---------------------------	---------------------

Average Assessed Valuations

Real Property 1954-1955-1956..	\$8,346,254.00
Per Cent of Net Debt	5.85

CURRENT FINANCES DECEMBER 31, 1956

Cash	\$503,685.67
Taxes receivable	60,604.04
Tax title liens	10,494.38
Foreclosed property	55,860.00
Other receivables	954.98
State road aid receivable
Emergencies and deferred charges
TOTAL ASSETS	\$631,599.07

Cash liabilities	\$194,692.17
Reserves for receivables	127,913.40
Surplus revenue	308,993.50

TOTAL LIABILITIES AND SURPLUS	\$631,599.07
--	---------------------

KEYPORT BOROUGH—MONMOUTH COUNTY

Population Census, 1950—5,888

Land Area 1.4 sq. mi.

Net Valuation Taxable \$4,705,640

EXPENDITURES AND REQUIRED PAYMENTS FOR 1956	
General Government	
Administrative and executive	\$26,860.74
Assessment and collection of taxes	6,340.00
Finance Department	2,000.00
Protection to Persons & Property	
Fire	14,504.00
Police	56,473.29
Other
Streets and Roads	
Repairs and maintenance	26,992.37
Street lighting	9,300.00
Sanitation	
Street cleaning
Garbage and ash removal	16,200.00
Sewers	23,606.46
Health and Charities	
Health service	6,976.01
Welfare—public assistance	1,250.00
Hospitals (aid and maintenance)
Other
Recreation	
Beaches and boardwalks
Parks and playgrounds	1,644.10
Other	2,000.00
Educational	
(Exclusive of school districts)	4,300.00
Unclassified Purposes	
(Including contingent)	3,900.00
SUB-TOTAL—Municipal functions..	\$202,346.97
Per Capita—Municipal functions	
Capital imp'ts and capital imp't fund	\$2,100.00
Debt Service	
Principal payments	\$19,000.00
Interest payments	2,780.00
Total	21,780.00
Per Capita Debt	
Service	\$3.70
Deferred Charges and Statutory Expenditures	
Emergencies	\$7,082.00
Other deferred chgs.	12,921.96
Total	20,003.96
TOTAL—Municipal expenditures	\$246,230.93
Required Payments for Local School, County, and Special District Taxes	
	278,192.94
TOTAL EXPENDITURES AND REQUIRED PAYMENTS	\$524,423.87
Reserve for uncollected taxes	\$79,180.60
GRAND TOTAL—Budget	\$603,604.47
RECEIPTS AND REVENUES REALIZED IN 1956 TO MEET EXPENDITURES AND REQUIRED PAYMENTS	
Surplus revenue appropriated	\$31,000.00
Miscellaneous revenues realized	56,525.26
State aid revenues realized	5,691.00
Delinquent taxes including	
Liens—1956 collections	37,635.56
Current taxes—1956 collections	430,060.13
Emergency borrowings
TOTAL RECEIPTS AND REVENUES REALIZED	\$560,911.95

CAPITAL OUTLAY—1956

Beaches and boardwalks
Buildings and equipment	\$4,580.90
Parks and playgrounds
Sewers
Streets, roads and bridges
Water supply	22,930.00
Other

Tax rate	\$10.07
Local school tax rate	4.14
County tax rate	1.77
Local purpose tax rate	4.16

TAXES

Local school tax	\$194,740.99
County taxes	83,451.95
Special district taxes
Local purpose levy	\$278,192.94
Total tax levy (tax duplicate)	\$477,313.47

Per Capita Total Tax Levy	\$81.07
--	----------------

Current	
1956 taxes levied (total)	\$478,185.39
Collected in 1956	430,060.13
Per cent of levy collected in 1956	89.93
Transferred to liens
Cancelled, abated or adjusted
Outstanding December 31, 1956	\$48,125.26

All Prior Years Outstanding	
Balance January 1, 1956	\$49,554.38
Collected in 1956	36,788.08
Balance December 31, 1956	\$12,241.78

Tax Title Liens Outstanding	
Balance January 1, 1956	\$16,128.57
Redeemed by cash	847.48
Balance December 31, 1956	\$15,281.09

Property Acquired by Deed or Foreclosure	
Balance January 1, 1956	\$11,925.00
Sale for cash
Balance December 31, 1956	\$11,925.00

CAPITAL DEBT, DECEMBER 31, 1956

Gross Debt	
School debt	\$328,000.00
Self-liquidating debt	121,750.00
Other capital debt	115,377.00
TOTAL GROSS DEBT	\$565,127.00
Per Capita Gross Debt	
	\$95.98

Deductions for	
School debt	\$328,000.00
Self-liquidating debt	56,342.00
Other capital debt
TOTAL DEDUCTIONS	384,342.00
NET DEBT	\$180,785.00

Average Assessed Valuations	
Real Property 1954-1955-1956	\$4,196,582.00
Per Cent of Net Debt	4.30

CURRENT FINANCES DECEMBER 31, 1956

Cash	\$60,953.73
Taxes receivable	60,367.04
Tax title liens	15,281.09
Foreclosed property	11,925.00
Other receivables	1,831.57
State road aid receivable	9,220.55
Emergencies and deferred charges	1,900.00
TOTAL ASSETS	\$161,478.98

Cash liabilities	\$28,923.62
Reserves for receivables	89,404.70
Surplus revenue	43,150.66
TOTAL LIABILITIES AND SURPLUS	\$161,478.98

KINGWOOD TOWNSHIP—HUNTERDON COUNTY

Population Census, 1950—1,320 Land Area 35.6 sq. mi. Net Valuation Taxable \$1,526,101

EXPENDITURES AND REQUIRED PAYMENTS FOR 1956	
General Government	
Administrative and executive	\$6,885.00
Assessment and collection of taxes	2,050.00
Finance Department	375.00
Protection to Persons & Property	
Fire	1,500.00
Police	2,957.10
Other
Streets and Roads	
Repairs and maintenance	34,576.90
Street lighting	700.00
Sanitation	
Street cleaning
Garbage and ash removal
Sewers
Health and Charities	
Health service	1,186.00
Welfare—public assistance	680.00
Hospitals (aid and maintenance)
Other
Recreation	
Beaches and boardwalks
Parks and playgrounds
Other
Educational (Exclusive of school districts) ..	
.....
Unclassified Purposes (Including contingent)	
.....	200.00
SUB-TOTAL—Municipal functions..	
.....	<u>\$51,110.00</u>
Per Capita—Municipal functions	
.....	\$38.72
Capital imp'ts and capital imp't fund	\$26,000.00
Debt Service	
Principal payments
Interest payments ..	<u>\$100.00</u>
Total	100.00
Per Capita Debt Service	
.....	\$0.08
Deferred Charges and Statutory Expenditures	
Emergencies
Other deferred chgs.	<u>\$622.03</u>
Total	622.03
TOTAL—Municipal expenditures ...	
.....	<u>\$77,832.03</u>
Required Payments for Local School, County, and Special District Taxes	
.....	<u>96,521.95</u>
TOTAL EXPENDITURES AND REQUIRED PAYMENTS	
.....	<u>\$174,353.98</u>
Reserve for uncollected taxes	\$20,305.51
GRAND TOTAL—Budget	
.....	<u>\$194,659.49</u>
RECEIPTS AND REVENUES REALIZED IN 1956 TO MEET EXPENDITURES AND REQUIRED PAYMENTS	
Surplus revenue appropriated ..	\$12,000.00
Miscellaneous revenues realized.	19,202.61
State aid revenues realized	28,910.00
Delinquent taxes including	
liens—1956 collections	17,517.04
Current taxes—1956 collections..	100,655.38
Emergency borrowings
TOTAL RECEIPTS AND REVENUES REALIZED	
.....	<u>\$178,285.03</u>

Tax rate	\$8.07
Local school tax rate	4.84
County tax rate	1.48
Local purpose tax rate	1.75
TAXES	
Local school tax ...	\$73,922.91
County taxes	22,599.04
Special district taxes
Local purpose levy	<u>26,527.54</u>
Total tax levy (tax duplicate) ..	<u>\$123,049.49</u>
Per Capita Total Tax Levy	
.....	\$93.22
Current	
1956 taxes levied (total)	\$124,134.28
Collected in 1956	100,655.38
Per cent of levy collected in 1956 ...	81.08
Transferred to liens
Cancelled, abated or adjusted	176.13
Outstanding December 31, 1956 ..	<u>\$23,302.77</u>
All Prior Years Outstanding	
Balance January 1, 1956	\$22,767.35
Collected in 1956	17,517.04
Balance December 31, 1956	<u>\$5,244.08</u>
Tax Title Liens Outstanding	
Balance January 1, 1956
Redeemed by cash
Balance December 31, 1956
Property Acquired by Deed or Foreclosure	
Balance January 1, 1956
Sale for cash
Balance December 31, 1956

CAPITAL DEBT, DECEMBER 31, 1956

Gross Debt	
School debt	\$148,891.00
Self-liquidating debt.	17,517.04
Other capital debt
TOTAL GROSS DEBT	\$148,891.00
Per Capita Gross Debt	\$112.80
Deductions for	
School debt	\$78,803.00
Self-liquidating debt.
Other capital debt
TOTAL DEDUCTIONS	78,803.00
NET DEBT	\$70,088.00

Average Assessed Valuations
Real Property 1954-1955-1956.. \$1,281,870.00
Per Cent of Net Debt 5.46

CURRENT FINANCES DECEMBER 31, 1956

Cash	\$31,939.06
Taxes receivable	28,546.85
Tax title liens
Foreclosed property
Other receivables	1,323.89
State road aid receivable	47,000.00
Emergencies and deferred charges ..	<u>3,000.00</u>
TOTAL ASSETS	\$111,809.80
Cash liabilities	\$49,856.90
Reserves for receivables	29,870.74
Surplus revenue	<u>32,082.16</u>
TOTAL LIABILITIES AND SURPLUS	\$111,809.80

CAPITAL OUTLAY—1956

Beaches and boardwalks
Buildings and equipment
Parks and playgrounds
Sewers
Streets, roads and bridges	\$6,000.00
Water supply
Other

KINNELON BOROUGH—MORRIS COUNTY

Population Census, 1950—1,350 Land Area 19.7 sq. mi. Net Valuation Taxable \$3,325,448

EXPENDITURES AND REQUIRED PAYMENTS FOR 1956	
General Government	
Administrative and executive	\$12,150.00
Assessment and collection of taxes	7,460.00
Finance Department	700.00
Protection to Persons & Property	
Fire	5,000.00
Police	9,450.00
Other
Streets and Roads	
Repairs and maintenance	25,475.00
Street lighting
Sanitation	
Street cleaning
Garbage and ash removal
Sewers
Health and Charities	
Health service	6,136.00
Welfare—public assistance	250.00
Hospitals (aid and maintenance)	500.00
Other	100.00
Recreation	
Beaches and boardwalks
Parks and playgrounds	1,500.00
Other
Educational (Exclusive of school districts) ..	
.....
Unclassified Purposes (Including contingent)	
.....	150.00
SUB-TOTAL—Municipal functions..	\$68,871.00

Per Capita—Municipal functions	\$51.02
Capital imp'ts and capital imp't fund	\$10,000.00
Debt Service	
Principal payments
Interest payments	\$300.00
Total	300.00
Per Capita Debt Service	
.....	\$0.22
Deferred Charges and Statutory Expenditures	
Emergencies
Other deferred chgs.	\$10,750.00
Total	10,750.00

TOTAL—Municipal expenditures ...	\$89,921.00
Required Payments for Local School, County and Special District Taxes	
.....	254,687.03
TOTAL EXPENDITURES AND REQUIRED PAYMENTS	\$344,608.03
Reserve for uncollected taxes	\$48,918.71
GRAND TOTAL—Budget	\$393,526.74

RECEIPTS AND REVENUES REALIZED IN 1956 TO MEET EXPENDITURES AND REQUIRED PAYMENTS	
Surplus revenue appropriated ..	\$47,000.00
Miscellaneous revenues realized ..	34,037.43
State aid revenues realized	2,340.00
Delinquent taxes including	
liens—1956 collections	14,879.95
Current taxes—1956 collections ..	292,118.20
Emergency borrowings
TOTAL RECEIPTS AND REVENUES REALIZED	\$390,375.58

CAPITAL OUTLAY—1956	
Beaches and boardwalks
Buildings and equipment	\$38,714.31
Parks and playgrounds
Sewers
Streets, roads and bridges
Water supply
Other

Tax rate	\$9.47
Local school tax rate	5.65
County tax rate	2.01
Local purpose tax rate	1.81

TAXES	
Local school tax ...	\$187,946.26
County taxes	66,740.77
Special district taxes
Local purpose levy	\$254,687.03
.....	60,124.71
Total tax levy (tax duplicate) ..	\$314,811.74

Per Capita Total Tax Levy	\$233.19
Current	
1956 taxes levied (total)	\$323,106.57
Collected in 1956	292,118.20
Per cent of levy collected in 1956 ...	90.40
Transferred to liens	584.30
Cancelled, abated or adjusted	2,511.00
Outstanding December 31, 1956 ..	\$27,893.07

All Prior Years Outstanding	
Balance January 1, 1956	\$13,713.67
Collected in 1956	13,650.86
Balance December 31, 1956	\$39.49

Tax Title Liens Outstanding	
Balance January 1, 1956	\$4,745.99
Redeemed by cash	1,229.09
Balance December 31, 1956	\$3,865.25

Property Acquired by Deed or Foreclosure	
Balance January 1, 1956
Sale for cash
Balance December 31, 1956	\$400.00

CAPITAL DEBT, DECEMBER 31, 1956

Gross Debt	
School debt	\$636,000.00
Self-liquidating debt
Other capital debt ..	10,000.00
TOTAL GROSS DEBT	\$646,000.00
Per Capita Gross Debt	\$478.52

Deductions for	
School debt	\$160,934.00
Self-liquidating debt
Other capital debt
TOTAL DEDUCTIONS	160,934.00
NET DEBT	\$485,066.00

Average Assessed Valuations	
Real Property 1954-1955-1956 ..	\$2,682,228.00
Per Cent of Net Debt	18.03

CURRENT FINANCES DECEMBER 31, 1956

Cash	\$70,776.73
Taxes receivable	27,932.56
Tax title liens	3,865.25
Foreclosed property	400.00
Other receivables	89.00
State road aid receivable	13,847.48
Emergencies and deferred charges
TOTAL ASSETS	\$116,911.02
Cash liabilities	\$15,915.70
Reserves for receivables	32,286.81
Surplus revenue	68,708.51

TOTAL LIABILITIES AND SURPLUS	\$116,911.02
--	---------------------

KNOWLTON TOWNSHIP—WARREN COUNTY

Population Census, 1950—1,260

Land Area 25.9 sq. mi.

Net Valuation Taxable \$803,747

EXPENDITURES AND REQUIRED PAYMENTS FOR 1956

General Government	
Administrative and executive	\$3,550.00
Assessment and collection of taxes ..	1,575.00
Finance Department	375.00
Protection to Persons & Property	
Fire	2,000.00
Police	1,675.00
Other
Streets and Roads	
Repairs and maintenance	13,837.66
Street lighting	1,500.00
Sanitation	
Street cleaning
Garbage and ash removal
Sewers
Health and Charities	
Health service	320.00
Welfare—public assistance	350.00
Hospitals (aid and maintenance)
Other
Recreation	
Beaches and boardwalks
Parks and playgrounds
Other
Educational	
(Exclusive of school districts)
Unclassified Purposes	
(Including contingent)
SUB-TOTAL—Municipal functions..	\$25,182.66

Per Capita—Municipal functions	\$19.99
Capital imp'ts and capital imp't fund	\$7,344.56
Debt Service	
Principal payments
Interest payments
Total
Per Capita Debt Service	
.....
Deferred Charges and Statutory Expenditures	
Emergencies
Other deferred chgs.	\$342.09
Total	342.09

TOTAL—Municipal expenditures ...	\$32,869.31
Required Payments for Local School, County, and Special District Taxes	
.....	62,852.23
TOTAL EXPENDITURES AND REQUIRED PAYMENTS	\$95,721.54
Reserve for uncollected taxes	\$17,739.58
GRAND TOTAL—Budget	\$113,461.12

RECEIPTS AND REVENUES REALIZED IN 1956 TO MEET EXPENDITURES AND REQUIRED PAYMENTS	
Surplus revenue appropriated ..	\$2,000.00
Miscellaneous revenues realized.	21,447.27
State aid revenues realized	11,189.00
Delinquent taxes including	
liens—1956 collections	15,208.47
Current taxes—1956 collections..	63,558.48
Emergency borrowings
TOTAL RECEIPTS AND REVENUES REALIZED	\$113,403.22

CAPITAL OUTLAY—1956

Beaches and boardwalks
Buildings and equipment
Parks and playgrounds
Sewers
Streets, roads and bridges
Water supply
Other

Tax rate	\$9.17
Local school tax rate	5.26
County tax rate	2.56
Local purpose tax rate	1.35

TAXES

Local school tax ...	\$42,267.92	
County taxes	20,584.31	
Special district taxes	
Local purpose levy	\$62,852.23
		10,833.33
Total tax levy (tax duplicate) ..		\$73,685.56

Per Capita Total Tax Levy	\$58.48
--	----------------

Current	
1956 taxes levied (total)	\$75,716.56
Collected in 1956	63,558.48
Per cent of levy collected in 1956 ...	84.01
Transferred to liens	9.17
Cancelled, abated or adjusted ..	45.85
Outstanding December 31, 1956 ..	\$12,103.06

All Prior Years Outstanding	
Balance January 1, 1956	\$16,549.53
Collected in 1956	15,208.47
Balance December 31, 1956	\$573.94

Tax Title Liens Outstanding	
Balance January 1, 1956	\$76.25
Redeemed by cash
Balance December 31, 1956	\$85.42

Property Acquired by Deed or Foreclosure	
Balance January 1, 1956
Sale for cash
Balance December 31, 1956

CAPITAL DEBT, DECEMBER 31, 1956

Gross Debt	
School debt	\$56,000.00
Self-liquidating debt.
Other capital debt
TOTAL GROSS DEBT	\$56,000.00
Per Capita Gross Debt	
	\$41.44

Deductions for	
School debt	\$44,490.00
Self-liquidating debt.
Other capital debt
TOTAL DEDUCTIONS	44,490.00
NET DEBT	\$11,510.00

Average Assessed Valuations	
Real Property 1954-1955-1956..	\$741,501.00
Per Cent of Net Debt	1.55

CURRENT FINANCES DECEMBER 31, 1956

Cash	\$62,152.86
Taxes receivable	12,677.00
Tax title liens	85.42
Foreclosed property
Other receivables	15.09
State road aid receivable	24,958.57
Emergencies and deferred charges
TOTAL ASSETS	\$99,888.94
Cash liabilities	\$44,770.08
Reserves for receivables	12,777.51
Surplus revenue	42,341.35
TOTAL LIABILITIES AND SURPLUS	\$99,888.94

LACEY TOWNSHIP—OCEAN COUNTY

Population Census, 1950—966 Land Area 91.73 sq. mi. Net Valuation Taxable \$1,779,768

EXPENDITURES AND RE-REQUIRED PAYMENTS FOR 1956	
General Government	
Administrative and executive	\$11,075.00
Assessment and collection of taxes	9,250.00
Finance Department	2,025.00
Protection to Persons & Property	
Fire	3,050.00
Police	4,200.00
Other
Streets and Roads	
Repairs and maintenance	10,802.22
Street lighting	5,600.00
Sanitation	
Street cleaning
Garbage and ash removal
Sewers
Health and Charities	
Health service	37.50
Welfare—public assistance	635.00
Hospitals (aid and maintenance)
Other
Recreation	
Beaches and boardwalks
Parks and playgrounds
Other
Educational	
(Exclusive of school districts)
Unclassified Purposes	
(Including contingent)	3,550.00
SUB-TOTAL—Municipal functions..	\$50,224.72

Per Capita—Municipal functions	
Capital imp'ts and capital imp't fund	\$51.99
Debt Service	
Principal payments
Interest payments
Total
Per Capita Debt Service	
Deferred Charges and Statutory Expenditures
Emergencies
Other deferred chgs.	\$500.00
Total	\$500.00

TOTAL—Municipal expenditures ...	\$50,724.72
Required Payments for Local School, County, and Special District Taxes	148,945.85
TOTAL EXPENDITURES AND REQUIRED PAYMENTS	\$199,670.57
Reserve for uncollected taxes	\$31,898.65
GRAND TOTAL—Budget	\$231,569.22

RECEIPTS AND REVENUES REALIZED IN 1956 TO MEET EXPENDITURES AND REQUIRED PAYMENTS	
Surplus revenue appropriated ..	\$12,000.00
Miscellaneous revenues realized ..	41,443.02
State aid revenues realized	4,322.00
Delinquent taxes including	
Liens—1956 collections	15,561.88
Current taxes—1956 collections..	144,441.38
Emergency borrowings
TOTAL RECEIPTS AND REVENUES REALIZED	\$217,768.28

CAPITAL OUTLAY—1956	
Beaches and boardwalks
Buildings and equipment
Parks and playgrounds
Sewers
Streets, roads and bridges
Water supply
Other

Tax rate	\$10.05
Local school tax rate	5.46
County tax rate	2.91
Local purpose tax rate	1.68

TAXES	
Local school tax ...	\$97,118.15
County taxes	51,827.70
Special district taxes
Local purpose levy	29,801.37
Total tax levy (tax duplicate) ..	\$178,747.22

Per Capita Total Tax Levy	\$185.04
Current	
1956 taxes levied (total)	\$184,909.15
Collected in 1956	144,441.38
Per cent of levy collected in 1956 ...	78.11
Transferred to liens	1,200.00
Cancelled, abated or adjusted
Outstanding December 31, 1956 ..	\$39,267.77

All Prior Years Outstanding	
Balance January 1, 1956	\$21,441.89
Collected in 1956	14,755.93
Balance December 31, 1956	\$7,841.76

Tax Title Liens Outstanding	
Balance January 1, 1956	\$12,606.89
Redeemed by cash	805.95
Balance December 31, 1956	\$13,000.94

Property Acquired by Deed or Foreclosure	
Balance January 1, 1956	\$11,005.00
Sale for cash	6,931.75
Balance December 31, 1956	\$10,845.00

CAPITAL DEBT, DECEMBER 31, 1956	
Gross Debt	
School debt	\$268,858.00
Self-liquidating debt
Other capital debt
TOTAL GROSS DEBT	\$268,858.00
Per Capita Gross Debt	\$278.32

Deductions for	
School debt	\$251,444.00
Self-liquidating debt
Other capital debt
TOTAL DEDUCTIONS	251,444.00
NET DEBT	\$17,414.00

Average Assessed Valuations	
Real Property 1954-1955-1956..	\$1,376,429.00
Per Cent of Net Debt	1.26

CURRENT FINANCES DECEMBER 31, 1956	
Cash	\$125,467.08
Taxes receivable	47,109.53
Tax title liens	13,000.94
Foreclosed property	10,845.00
Other receivables	8,449.59
State road aid receivable
Emergencies and deferred charges
TOTAL ASSETS	\$204,872.14
Cash liabilities	\$60,286.98
Reserves for receivables	79,405.06
Surplus revenue	65,180.10
TOTAL LIABILITIES AND SURPLUS	\$204,872.14

LAFAYETTE TOWNSHIP—SUSSEX COUNTY

Population Census, 1950—836

Land Area 18.3 sq. mi.

Net Valuation Taxable \$787,963

EXPENDITURES AND REQUIRED PAYMENTS FOR 1956

General Government	
Administrative and executive	\$4,609.08
Assessment and collection of taxes	1,418.80
Finance Department	408.50
Protection to Persons & Property	
Fire	400.00
Police	260.00
Other
Streets and Roads	
Repairs and maintenance	17,837.08
Street lighting	590.00
Sanitation	
Street cleaning
Garbage and ash removal
Sewers
Health and Charities	
Health service	583.90
Welfare—public assistance	1,217.78
Hospitals (aid and maintenance)	200.00
Other	225.00
Recreation	
Beaches and boardwalks
Parks and playgrounds
Other
Educational	
(Exclusive of school districts)
Unclassified Purposes	
(Including contingent)	225.00
SUB-TOTAL—Municipal functions..	\$27,975.14

Per Capita—Municipal functions	\$33.46
Capital imp'ts and capital imp't fund	\$6,200.00
Debt Service	
Principal payments
Interest payments	\$350.00
Total	350.00
Per Capita Debt Service \$0.42	
Deferred Charges and Statutory Expenditures	
Emergencies	\$4,000.00
Other deferred chgs.	1,167.57
Total	5,167.57

TOTAL—Municipal expenditures	\$39,692.71
Required Payments for Local School, County, and Special District Taxes	62,050.45

TOTAL EXPENDITURES AND REQUIRED PAYMENTS	\$101,743.16
Reserve for uncollected taxes	\$14,430.86
GRAND TOTAL—Budget	\$116,174.02

RECEIPTS AND REVENUES REALIZED IN 1956 TO MEET EXPENDITURES AND REQUIRED PAYMENTS	
Surplus revenue appropriated	\$12,500.00
Miscellaneous revenues realized	11,143.05
State aid revenues realized	10,776.00
Delinquent taxes including	
liens—1956 collections	12,851.45
Current taxes—1956 collections.. . . .	65,335.47
Emergency borrowings
TOTAL RECEIPTS AND REVENUES REALIZED	\$112,605.97

CAPITAL OUTLAY—1956

Beaches and boardwalks
Buildings and equipment
Parks and playgrounds
Sewers
Streets, roads and bridges
Water supply
Other	\$100.00

Tax rate	\$0.64
Local school tax rate	5.97
County tax rate	1.90
Local purpose tax rate	1.77

TAXES

Local school tax	\$47,052.02	
County taxes	14,998.43	
Special district taxes	
Local purpose levy	\$62,050.45
Total tax levy (tax duplicate)	\$75,937.88
Per Capita Total Tax Levy \$90.83		

Current	
1956 taxes levied (total)	\$76,280.78
Collected in 1956	65,335.47
Per cent of levy collected in 1956	85.65
Transferred to liens
Cancelled, abated or adjusted
Outstanding December 31, 1956 ..	\$10,945.31

All Prior Years Outstanding	
Balance January 1, 1956	\$15,160.13
Collected in 1956	12,851.45
Balance December 31, 1956	\$2,324.14

Tax Title Liens Outstanding	
Balance January 1, 1956
Redeemed by cash
Balance December 31, 1956

Property Acquired by Deed or Foreclosure	
Balance January 1, 1956
Sale for cash
Balance December 31, 1956

CAPITAL DEBT, DECEMBER 31, 1956

Gross Debt	
School debt	\$83,000.00
Self-liquidating debt.
Other capital debt
TOTAL GROSS DEBT	\$83,000.00
Per Capita Gross Debt	\$99.28

Deductions for	
School debt	\$37,143.00
Self-liquidating debt.
Other capital debt
TOTAL DEDUCTIONS	37,143.00
NET DEBT	\$45,857.00

Average Assessed Valuations	
Real Property 1954-1955-1956.. . . .	\$619,055.00
Per Cent of Net Debt	7.40

CURRENT FINANCES DECEMBER 31, 1956

Cash	\$24,359.52
Taxes receivable	13,269.45
Tax title liens
Foreclosed property
Other receivables	2,439.64
State road aid receivable	20,926.05
Emergencies and deferred charges	2,228.74
TOTAL ASSETS	\$63,223.40

Cash liabilities	\$22,621.00
Reserves for receivables	15,709.09
Surplus revenue	24,893.31
TOTAL LIABILITIES AND SURPLUS	\$63,223.40

LAKEHURST BOROUGH—OCEAN COUNTY

Population Census, 1950—1,518 Land Area 1.16 sq. mi. Net Valuation Taxable \$912,375

EXPENDITURES AND RE-REQUIRED PAYMENTS FOR 1956	
General Government	
Administrative and executive	\$9,990.00
Assessment and collection of taxes	2,210.00
Finance Department
Protection to Persons & Property	
Fire	1,700.00
Police	2,900.00
Other
Streets and Roads	
Repairs and maintenance	3,312.22
Street lighting	2,400.00
Sanitation	
Street cleaning
Garbage and ash removal	9,200.00
Sewers
Health and Charities	
Health service	175.00
Welfare—public assistance	530.00
Hospitals (aid and maintenance)
Other
Recreation	
Beaches and boardwalks
Parks and playgrounds
Other
Educational	
(Exclusive of school districts)
Unclassified Purposes	
(Including contingent)
SUB-TOTAL—Municipal functions..	\$32,417.22
Per Capita—Municipal functions \$21.35	
Capital imp'ts and capital imp't fund
Debt Service	
Principal payments
Interest payments
Total
Per Capita Debt Service	
Deferred Charges and Statutory Expenditures	
Emergencies
Other deferred chgs.	\$2,172.19
Total	\$2,172.19
TOTAL—Municipal expenditures . . .	\$34,589.41
Required Payments for Local School, County, and Special District Taxes	
	32,726.80
TOTAL EXPENDITURES AND REQUIRED PAYMENTS	\$67,316.21
Reserve for uncollected taxes	\$6,487.55
GRAND TOTAL—Budget	\$73,803.76
RECEIPTS AND REVENUES REALIZED IN 1956 TO MEET EXPENDITURES AND RE-REQUIRED PAYMENTS	
Surplus revenue appropriated
Miscellaneous revenues realized	\$10,195.24
State aid revenues realized	2,054.75
Delinquent taxes including	
liens—1956 collections	4,423.80
Current taxes—1956 collections..	53,987.71
Emergency borrowings
TOTAL RECEIPTS AND REVENUES REALIZED	\$70,661.50
CAPITAL OUTLAY—1956	
Beaches and boardwalks
Buildings and equipment
Parks and playgrounds
Sewers	\$8,000.00
Streets, roads and bridges
Water supply	923.63
Other

Tax rate	\$6.23
Local school tax rate	2.12
County tax rate	1.47
Local purpose tax rate	2.64
TAXES	
Local school tax	\$19,348.28
County taxes	13,378.52
Special district taxes
Local purpose levy	\$32,726.80
	25,176.96
Total tax levy (tax duplicate)	\$57,903.76
Per Capita Total Tax Levy	\$38.14
Current	
1956 taxes levied (total)	\$58,447.21
Collected in 1956	53,987.71
Per cent of levy collected in 1956	92.37
Transferred to liens	142.98
Cancelled, abated or adjusted	186.90
Outstanding December 31, 1956	\$4,129.62
All Prior Years Outstanding	
Balance January 1, 1956	\$5,104.44
Collected in 1956	3,941.84
Balance December 31, 1956	\$1,154.87
Tax Title Liens Outstanding	
Balance January 1, 1956	\$4,112.53
Redeemed by cash	481.96
Balance December 31, 1956	\$3,773.55
Property Acquired by Deed or Foreclosure	
Balance January 1, 1956	\$6,300.00
Sale for cash
Balance December 31, 1956	\$6,300.00
CAPITAL DEBT, DECEMBER 31, 1956	
Gross Debt	
School debt	\$258,000.00
Self-liquidating debt.	19,000.00
Other capital debt
TOTAL GROSS DEBT	\$277,000.00
Per Capita Gross Debt	\$182.48
Deductions for	
School debt	\$53,917.00
Self-liquidating debt.	19,000.00
Other capital debt
TOTAL DEDUCTIONS	72,917.00
NET DEBT	\$204,083.00
Average Assessed Valuations	
Real Property 1954-1955-1956..	\$898,618.00
Per Cent of Net Debt	22.71
CURRENT FINANCES DECEMBER 31, 1956	
Cash	\$23,694.16
Taxes receivable	5,284.49
Tax title liens	3,773.55
Foreclosed property	6,300.00
Other receivables	4,459.79
State road aid receivable
Emergencies and deferred charges	32.22
TOTAL ASSETS	\$43,544.21
Cash liabilities	\$21,450.09
Reserves for receivables	19,817.83
Surplus revenue	2,276.29
TOTAL LIABILITIES AND SURPLUS	\$43,544.21

LAKEWOOD TOWNSHIP—OCEAN COUNTY

Population Census, 1950—10,809

Land Area 25.8 sq. mi.

Net Valuation Taxable \$8,714,193

EXPENDITURES AND REQUIRED PAYMENTS FOR 1956

General Government	
Administrative and executive	\$122,515.06
Assessment and collection of taxes	36,495.35
Finance Department	8,850.00
Protection to Persons & Property	
Fire	48,000.00
Police	158,468.68
Other
Streets and Roads	
Repairs and maintenance	69,928.41
Street lighting	33,883.75
Sanitation	
Street cleaning	15,822.29
Garbage and ash removal	51,346.91
Sewers
Health and Charities	
Health service	10,513.77
Welfare—public assistance	10,800.00
Hospitals (aid and maintenance)	5,000.00
Other
Recreation	
Beaches and boardwalks
Parks and playgrounds	30,605.10
Other	4,250.00
Educational (Exclusive of school districts) ..	
	18,996.85
Unclassified Purposes (Including contingent) ..	
	23,714.69
SUB-TOTAL—Municipal functions..	\$649,190.86

Per Capita—Municipal functions	\$60.06
Capital imp'ts and capital imp't fund	\$28,900.00
Debt Service	
Principal payments	\$21,000.00
Interest payments ..	3,300.00
Total	24,300.00

Per Capita Debt Service	\$2.25
Deferred Charges and Statutory Expenditures	
Emergencies	\$17,500.00
Other deferred chgs.	77,440.62
Total	94,940.62
TOTAL—Municipal expenditures	\$797,331.48

Required Payments for Local School, County, and Special District Taxes	856,433.30
---	-------------------

TOTAL EXPENDITURES AND REQUIRED PAYMENTS \$1,653,764.78

Reserve for uncollected taxes	\$236,257.07
GRAND TOTAL—Budget	\$1,890,021.85

RECEIPTS AND REVENUES REALIZED IN 1956 TO MEET EXPENDITURES AND REQUIRED PAYMENTS

Surplus revenue appropriated	\$170,000.00
Miscellaneous revenues realized	279,605.72
State aid revenues realized	22,703.00
Delinquent taxes including	
Liens—1956 collections	138,279.27
Current taxes—1956 collections..	1,225,193.87
Emergency borrowings
TOTAL RECEIPTS AND REVENUES REALIZED	\$1,835,781.86

CAPITAL OUTLAY—1956

Beaches and boardwalks
Buildings and equipment	\$2,127.20
Parks and playgrounds
Sewers
Streets, roads and bridges
Water supply
Other

Tax rate	\$16.21
Local school tax rate	7.96
County tax rate	1.87
Local purpose tax rate	6.38

TAXES

Local school tax	\$693,554.66	
County taxes	162,878.64	
Special district taxes	
		\$856,433.30
Local purpose levy	559,940.55
Total tax levy (tax duplicate) ..		\$1,416,373.85
Per Capita Total Tax Levy \$131.04		

Current	
1956 taxes levied (total)	\$1,441,627.86
Collected in 1956	1,225,193.87
Per cent of levy collected in 1956	84.98
Transferred to liens
Cancelled, abated or adjusted	3,061.46
Outstanding December 31, 1956 ..	\$213,372.53

All Prior Years Outstanding	
Balance January 1, 1956	\$175,190.34
Collected in 1956	128,316.73
Balance December 31, 1956	\$46,873.61

Tax Title Liens Outstanding	
Balance January 1, 1956	\$76,854.27
Redeemed by cash	9,962.54
Balance December 31, 1956	\$66,891.73

Property Acquired by Deed or Foreclosure	
Balance January 1, 1956	\$49,489.00
Sale for cash	46,912.00
Balance December 31, 1956	\$2,652.00

CAPITAL DEBT, DECEMBER 31, 1956

Gross Debt	
School debt	\$1,786,000.00
Self-liquidating debt.
Other capital debt ..	94,000.00
TOTAL GROSS DEBT	\$1,880,000.00
Per Capita Gross Debt	\$173.93

Deductions for	
School debt	\$605,371.00
Self-liquidating debt.
Other capital debt
TOTAL DEDUCTIONS	605,371.00
NET DEBT	\$1,274,629.00

Average Assessed Valuations	
Real Property 1954-1955-1956..	\$7,567,134.00
Per Cent of Net Debt	16.34

CURRENT FINANCES DECEMBER 31, 1956

Cash	\$454,884.68
Taxes receivable	260,246.14
Tax title liens	66,891.73
Foreclosed property	2,652.00
Other receivables	3,218.95
State road aid receivable	3,472.27
Emergencies and deferred charges ..	42,995.47
TOTAL ASSETS	\$834,361.24
Cash liabilities	\$66,949.59
Reserves for receivables	333,008.82
Surplus revenue	434,402.83
TOTAL LIABILITIES AND SURPLUS	\$834,361.24

LAMBERTVILLE CITY—HUNTERDON COUNTY

Population Census, 1950—4,477 Land Area 1.1 sq. mi. Net Valuation Taxable \$3,106,963

EXPENDITURES AND RE-REQUIRED PAYMENTS FOR 1956	
General Government	
Administrative and executive	\$16,112.64
Assessment and collection of taxes	4,847.10
Finance Department
Protection to Persons & Property	
Fire	10,314.92
Police	22,261.92
Other
Streets and Roads	
Repairs and maintenance	27,710.59
Street lighting	6,075.00
Sanitation	
Street cleaning
Garbage and ash removal	8,721.10
Sewers
Health and Charities	
Health service	2,351.69
Welfare—public assistance	4,251.00
Hospitals (aid and maintenance).
Other	225.00
Recreation	
Beaches and boardwalks
Parks and playgrounds	2,823.49
Other
Educational	
(Exclusive of school districts)	2,200.08
Unclassified Purposes	
(Including contingent)	1,227.50
SUB-TOTAL—Municipal functions..	\$109,122.03
Per Capita—Municipal functions	\$24.37
Capital imp'ts and capital imp't fund	\$22,194.55
Debt Service	
Principal payments	\$7,000.00
Interest payments	950.00
Total	*7,950.00
Per Capita Debt Service	
\$1.78	
Deferred Charges and Statutory Expenditures	
Emergencies	\$16,296.33
Other deferred chgs.	900.00
Total	17,196.33
TOTAL—Municipal expenditures	\$156,462.91
Required Payments for Local School, County, and Special District Taxes	
145,408.74	
TOTAL EXPENDITURES AND REQUIRED PAYMENTS	\$301,871.65
Reserve for uncollected taxes	\$30,756.57
GRAND TOTAL—Budget	\$332,628.22
RECEIPTS AND REVENUES REALIZED IN 1956 TO MEET EXPENDITURES AND RE-REQUIRED PAYMENTS	
Surplus revenue appropriated	\$17,500.00
Miscellaneous revenues realized.	49,603.18
State aid revenues realized	22,686.23
Delinquent taxes including liens—1956 collections	
25,109.14	
Current taxes—1956 collections.. . . .	194,369.86
Emergency borrowings
TOTAL RECEIPTS AND REVENUES REALIZED	\$309,268.41

CAPITAL OUTLAY—1956	
Beaches and boardwalks
Buildings and equipment
Parks and playgrounds
Sewers
Streets, roads and bridges
Water supply
Other

Tax rate	\$7.18
Local school tax rate	4.11
County tax rate	0.83
Local purpose tax rate	2.24
TAXES	
Local school tax	\$127,663.24
County taxes	25,695.50
Special district taxes
Local purpose levy	71,943.90
Total tax levy (tax duplicate)	\$225,302.64
Per Capita Total Tax Levy	
\$50.32	
Current	
1956 taxes levied (total)	\$226,570.24
Collected in 1956	194,369.86
Per cent of levy col-lected in 1956	85.78
Transferred to liens	156.18
Cancelled, abated or adjusted	25.13
Outstanding December 31, 1956	\$32,019.07

All Prior Years Outstanding	
Balance January 1, 1956	\$35,511.65
Collected in 1956	25,109.14
Balance December 31, 1956	\$10,106.33

Tax Title Liens Outstanding	
Balance January 1, 1956	\$2,659.50
Redeemed by cash
Balance December 31, 1956	\$2,815.68

Property Acquired by Deed or Foreclosure	
Balance January 1, 1956	\$14,500.00
Sale for cash	5,160.00
Balance December 31, 1956	\$2,925.00

CAPITAL DEBT, DECEMBER 31, 1956	
Gross Debt	
School debt	\$13,000.00
Self-liquidating debt.
Other capital debt
TOTAL GROSS DEBT	\$13,000.00
Per Capita Gross Debt	\$2.00

Deductions for	
School debt	\$13,000.00
Self-liquidating debt.
Other capital debt
TOTAL DEDUCTIONS	13,000.00
NET DEBT

Average Assessed Valuations	
Real Property 1954-1955-1956.. . . .	\$2,721,610.00
Per Cent of Net Debt

CURRENT FINANCES DECEMBER 31, 1956	
Cash	\$21,474.23
Taxes receivable	42,125.40
Tax title liens	2,815.68
Foreclosed property	2,925.00
Other receivables	315.74
State road aid receivable	29,789.28
Emergencies and deferred charges	11,282.46
TOTAL ASSETS	\$110,727.79
Cash liabilities	\$39,604.40
Reserves for receivables	48,181.82
Surplus revenue	22,941.57
TOTAL LIABILITIES AND SURPLUS	\$110,727.79

* Chapter VI School Debt Service.

LAUREL SPRINGS BOROUGH—CAMDEN COUNTY

Population Census, 1950—1,540

Land Area 0.43 sq. mi.

Net Valuation Taxable \$1,406,858

EXPENDITURES AND REQUIRED PAYMENTS FOR 1956

General Government	
Administrative and executive	\$11,383.90
Assessment and collection of taxes	2,532.09
Finance Department
Protection to Persons & Property	
Fire	3,923.00
Police	10,143.77
Other
Streets and Roads	
Repairs and maintenance	15,557.42
Street lighting	3,949.98
Sanitation	
Street cleaning
Garbage and ash removal	3,220.00
Sewers
Health and Charities	
Health service	490.90
Welfare—public assistance	225.00
Hospitals (aid and maintenance)
Other
Recreation	
Beaches and boardwalks
Parks and playgrounds
Other
Educational	
(Exclusive of school districts) ..	152.36
Unclassified Purposes	
(Including contingent)	1,000.00
SUB-TOTAL—Municipal functions..	\$52,578.42

Per Capita—Municipal functions	\$34.14
Capital imp'ts and capital imp't fund	\$1,000.00
Debt Service	
Principal payments
Interest payments
Total

Per Capita Debt Service	
Deferred Charges and Statutory Expenditures	
Emergencies
Other deferred chgs.	\$512.20
Total	512.20
TOTAL—Municipal expenditures ..	\$54,090.62

Required Payments for Local School, County, and Special District Taxes	88,794.09
---	------------------

TOTAL EXPENDITURES AND REQUIRED PAYMENTS	\$142,884.71
Reserve for uncollected taxes	\$11,709.40
GRAND TOTAL—Budget	\$154,594.11

RECEIPTS AND REVENUES REALIZED IN 1956 TO MEET EXPENDITURES AND REQUIRED PAYMENTS	
Surplus revenue appropriated ..	\$10,987.79
Miscellaneous revenues realized ..	21,905.80
State aid revenues realized	5,181.00
Delinquent taxes including	
liens—1956 collections	5,034.70
Current taxes—1956 collections..	111,973.44
Emergency borrowings
TOTAL RECEIPTS AND REVENUES REALIZED	\$155,082.73

CAPITAL OUTLAY—1956

Beaches and boardwalks
Buildings and equipment
Parks and playgrounds
Sewers
Streets, roads and bridges
Water supply
Other

Tax rate	\$8.34
Local school tax rate	4.12
County tax rate	2.19
Local purpose tax rate	2.03

TAXES

Local school tax ...	\$57,942.34	
County taxes	30,851.75	
Special district taxes	
Local purpose levy	\$88,794.09
Total tax levy (tax duplicate)	\$117,945.75
Per Capita Total Tax Levy		
.....	\$76.59	

Current	
1956 taxes levied (total)	\$118,348.69
Collected in 1956	111,973.44
Per cent of levy collected in 1956 ...	94.61
Transferred to liens
Cancelled, abated or adjusted	304.41
Outstanding December 31, 1956 ..	\$6,070.84

All Prior Years Outstanding	
Balance January 1, 1956	\$6,345.86
Collected in 1956	5,034.70
Balance December 31, 1956	\$1,311.16

Tax Title Liens Outstanding	
Balance January 1, 1956
Redeemed by cash
Balance December 31, 1956

Property Acquired by Deed or Foreclosure	
Balance January 1, 1956	\$7,835.00
Sale for cash	2,225.00
Balance December 31, 1956	\$7,268.33

CAPITAL DEBT, DECEMBER 31, 1956

Gross Debt	
School debt	\$150,000.00
Self-liquidating debt.
Other capital debt
TOTAL GROSS DEBT	\$150,000.00
Per Capita Gross Debt	\$97.40

Deductions for	
School debt	\$79,677.00
Self-liquidating debt.
Other capital debt
TOTAL DEDUCTIONS	79,677.00
NET DEBT	\$70,323.00

Average Assessed Valuations	
Real Property 1954-1955-1956..	\$1,327,949.00
Per Cent of Net Debt	5.29

CURRENT FINANCES DECEMBER 31, 1956

Cash	\$49,738.47
Taxes receivable	7,382.00
Tax title liens
Foreclosed property	7,268.33
Other receivables	45.21
State road aid receivable	67.45
Emergencies and deferred charges ..	826.74
TOTAL ASSETS	\$65,328.20

Cash liabilities	\$12,996.92
Reserves for receivables	14,695.54
Surplus revenue	37,635.74

TOTAL LIABILITIES AND SURPLUS	\$65,328.20
--	--------------------

LAVALLETTTE BOROUG—OCEAN COUNTY

Population Census, 1950—567 Land Area 0.5 sq. mi. Net Valuation Taxable \$3,658,531

EXPENDITURES AND RE-REQUIRED PAYMENTS FOR 1956

General Government	
Administrative and executive	\$31,150.00
Assessment and collection of taxes	6,500.00
Finance Department
Protection to Persons & Property	
Fire	7,200.00
Police	41,900.00
Other
Streets and Roads	
Repairs and maintenance	15,881.11
Street lighting	3,000.00
Sanitation	
Street cleaning
Garbage and ash removal	13,950.00
Sewers	8,450.00
Health and Charities	
Health service	550.00
Welfare—public assistance	150.00
Hospitals (aid and maintenance).
Other	3,800.00
Recreation	
Beaches and boardwalks	41,300.00
Parks and playgrounds	1,100.00
Other
Educational (Exclusive of school districts) ..	
.....
Unclassified Purposes (Including contingent)	
.....	6,600.00
SUB-TOTAL—Municipal functions..	\$181,531.11

Per Capita—Municipal functions	\$320.16
Capital imp'ts and capital imp't fund	\$27,000.00
Debt Service	
Principal payments	\$20,000.00
Interest payments	5,777.50
Total	25,777.50
Per Capita Debt Service	\$45.46
Deferred Charges and Statutory Expenditures	
Emergencies	\$11,443.09
Other deferred chgs.	26,990.66
Total	38,433.75

TOTAL—Municipal expenditures . . .	\$272,742.36
Required Payments for Local School, County, and Special District Taxes	
.....	115,505.41

TOTAL EXPENDITURES AND REQUIRED PAYMENTS	\$388,247.77
Reserve for uncollected taxes	\$35,915.75
GRAND TOTAL—Budget	\$424,163.52

RECEIPTS AND REVENUES REALIZED IN 1956 TO MEET EXPENDITURES AND RE-REQUIRED PAYMENTS	
Surplus revenue appropriated ..	\$66,000.00
Miscellaneous revenues realized.	100,244.01
State aid revenues realized	3,988.00
Delinquent taxes including liens—1956 collections	15,006.38
Current taxes—1956 collections..	241,276.73
Emergency borrowings
TOTAL RECEIPTS AND REVENUES REALIZED	\$426,515.12

CAPITAL OUTLAY—1956	
Beaches and boardwalks	\$14,906.84
Buildings and equipment
Parks and playgrounds
Sewers
Streets, roads and bridges
Water supply
Other	3,087.32

Tax rate	\$6.96
Local school tax rate	1.33
County tax rate	1.83
Local purpose tax rate	3.80

TAXES	
Local school tax ...	\$48,683.14
County taxes	66,822.27
Special district taxes
Local purpose levy	\$115,505.41
.....	138,858.11
Total tax levy (tax duplicate) ..	\$254,363.52
Per Capita Total Tax Levy	\$448.61

Current	
1956 taxes levied (total)	\$258,751.07
Collected in 1956	241,276.73
Per cent of levy collected in 1956	93.24
Transferred to liens
Cancelled, abated or adjusted
Outstanding December 31, 1956 ..	\$17,474.34

All Prior Years Outstanding	
Balance January 1, 1956	\$15,801.31
Collected in 1956	14,532.36
Balance December 31, 1956	\$1,268.95

Tax Title Liens Outstanding	
Balance January 1, 1956	\$713.14
Redeemed by cash	474.02
Balance December 31, 1956	\$239.12

Property Acquired by Deed or Foreclosure	
Balance January 1, 1956	\$600.00
Sale for cash
Balance December 31, 1956	\$600.00

CAPITAL DEBT, DECEMBER 31, 1956

Gross Debt	
School debt	\$125,000.00
Self-liquidating debt.	127,000.00
Other capital debt	132,000.00
TOTAL GROSS DEBT	\$384,000.00
Per Capita Gross Debt	\$677.25

Deductions for	
School debt	\$125,000.00
Self-liquidating debt.	127,000.00
Other capital debt
TOTAL DEDUCTIONS	252,000.00
NET DEBT	\$132,000.00

Average Assessed Valuations	
Real Property 1954-1955-1956..	\$3,190,747.00
Per Cent of Net Debt	4.13

CURRENT FINANCES DECEMBER 31, 1956

Cash	\$118,342.36
Taxes receivable	18,743.29
Tax title liens	239.12
Foreclosed property	600.00
Other receivables	8,534.53
State road aid receivable	9,233.50
Emergencies and deferred charges ..	4,815.84
TOTAL ASSETS	\$160,508.64
Cash liabilities	\$62,722.90
Reserves for receivables	28,116.94
Surplus revenue	69,668.80
TOTAL LIABILITIES AND SURPLUS	\$160,508.64

LAWNSIDE BOROUGH—CAMDEN COUNTY

Population Census, 1950—1,566

Land Area 1.45 sq. mi.

Net Valuation Taxable \$940,773

EXPENDITURES AND REQUIRED PAYMENTS FOR 1956

General Government	
Administrative and executive	\$11,847.00
Assessment and collection of taxes	11,000.00
Finance Department
Protection to Persons & Property	
Fire	5,274.00
Police	14,061.00
Other
Streets and Roads	
Repairs and maintenance	4,968.50
Street lighting	3,211.50
Sanitation	
Street cleaning
Garbage and ash removal	1,185.00
Sewers
Health and Charities	
Health service	1,510.00
Welfare—public assistance	2,227.00
Hospitals (aid and maintenance)
Other
Recreation	
Beaches and boardwalks
Parks and playgrounds	148.00
Other
Educational	
(Exclusive of school districts)
Unclassified Purposes	
(Including contingent)	50.00
SUB-TOTAL—Municipal functions..	\$55,482.00
Per Capita—Municipal functions	
Capital imp'ts and capital imp't fund	\$35.43
Debt Service	\$410.00
Principal payments
Interest payments
Total
Per Capita Debt Service	
Deferred Charges and Statutory Expenditures
Emergencies	\$22,300.00
Other deferred chgs.	325.00
Total	22,625.00
TOTAL—Municipal expenditures ..	\$78,517.00
Required Payments for Local School, County, and Special District Taxes	
	74,189.16
TOTAL EXPENDITURES AND REQUIRED PAYMENTS	\$152,706.16
Reserve for uncollected taxes	\$28,694.39
GRAND TOTAL—Budget	\$181,400.55
RECEIPTS AND REVENUES REALIZED IN 1956 TO MEET EXPENDITURES AND REQUIRED PAYMENTS	
Surplus revenue appropriated ..	\$42,300.00
Miscellaneous revenues realized ..	36,635.62
State aid revenues realized	2,003.43
Delinquent taxes including liens—1956 collections	15,368.37
Current taxes—1956 collections..	59,533.52
Emergency borrowings
TOTAL RECEIPTS AND REVENUES REALIZED	\$155,840.94

CAPITAL OUTLAY—1956

Beaches and boardwalks
Buildings and equipment
Parks and playgrounds
Sewers
Streets, roads and bridges
Water supply
Other

Tax rate	\$8.50
Local school tax rate	5.56
County tax rate	2.33
Local purpose tax rate	0.61

TAXES

Local school tax ...	\$52,313.19	
County taxes	21,875.97	
Special district taxes	
Local purpose levy	\$74,189.16
		5,634.39
Total tax levy (tax duplicate) ..		\$79,823.55
Per Capita Total Tax Levy	\$50.97	

Current

1956 taxes levied (total)	\$79,823.55
Collected in 1956	59,533.52
Per cent of levy collected in 1956 ...	74.58
Transferred to liens
Cancelled, abated or adjusted
Outstanding December 31, 1956 ..	\$20,290.03

All Prior Years Outstanding

Balance January 1, 1956	\$62,181.10
Collected in 1956	14,145.75
Balance December 31, 1956	\$48,733.70

Tax Title Liens Outstanding

Balance January 1, 1956	\$96,793.13
Redeemed by cash	1,222.62
Balance December 31, 1956	\$95,570.51

Property Acquired by Deed or Foreclosure

Balance January 1, 1956	\$8,596.00
Sale for cash	15,150.00
Balance December 31, 1956	\$1,446.00

CAPITAL DEBT, DECEMBER 31, 1956

Gross Debt	
School debt	\$98,000.00
Self-liquidating debt.
Other capital debt
TOTAL GROSS DEBT	\$98,000.00
Per Capita Gross Debt	\$62.58

Deductions for

School debt	\$52,231.00
Self-liquidating debt.
Other capital debt
TOTAL DEDUCTIONS	52,231.00
NET DEBT	\$45,769.00

Average Assessed Valuations

Real Property 1954-1955-1956..	\$870,520.00
Per Cent of Net Debt	5.25

CURRENT FINANCES DECEMBER 31, 1956

Cash	\$36,385.21
Taxes receivable	69,023.73
Tax title liens	95,570.51
Foreclosed property	1,446.00
Other receivables	9,908.05
State road aid receivable
Emergencies and deferred charges ..	13,433.34
TOTAL ASSETS	\$225,766.84

Cash liabilities	\$16,605.45
Reserves for receivables	175,948.29
Surplus revenue	33,213.10
TOTAL LIABILITIES AND SURPLUS	\$225,766.84

LAWRENCE TOWNSHIP—CUMBERLAND COUNTY

Population Census, 1950—2,044

Land Area 35.6 sq. mi.

Net Valuation Taxable \$1,164,664

EXPENDITURES AND REQUIRED PAYMENTS FOR 1956	
General Government	
Administrative and executive	\$3,720.00
Assessment and collection of taxes	2,975.00
Finance Department	500.00
Protection to Persons & Property	
Fire	1,800.00
Police	7,825.00
Other
Streets and Roads	
Repairs and maintenance	11,320.00
Street lighting	2,075.00
Sanitation	
Street cleaning
Garbage and ash removal
Sewers
Health and Charities	
Health service	1,050.00
Welfare—public assistance	875.00
Hospitals (aid and maintenance)
Other	200.00
Recreation	
Beaches and boardwalks
Parks and playgrounds	100.00
Other
Educational	
(Exclusive of school districts) ..	376.00
Unclassified Purposes	
(Including contingent)	300.00
SUB-TOTAL—Municipal functions..	\$33,116.00
Per Capita—Municipal functions	\$16.20
Capital imp'ts and capital imp't fund	\$10,400.00
Debt Service	
Principal payments
Interest payments
Total
Per Capita Debt Service	
Deferred Charges and Statutory Expenditures	
Emergencies
Other deferred chgs.	\$200.00
Total	200.00
TOTAL—Municipal expenditures ...	\$43,716.00
Required Payments for Local School, County, and Special District Taxes	
	76,546.76
TOTAL EXPENDITURES AND REQUIRED PAYMENTS	\$120,262.76
Reserve for uncollected taxes	\$12,038.00
GRAND TOTAL—Budget	\$132,300.76
RECEIPTS AND REVENUES REALIZED IN 1956 TO MEET EXPENDITURES AND REQUIRED PAYMENTS	
Surplus revenue appropriated ..	\$14,000.00
Miscellaneous revenues realized ..	21,187.28
State aid revenues realized	12,798.00
Delinquent taxes including	
liens—1956 collections	11,575.83
Current taxes—1956 collections..	72,224.99
Emergency borrowings
TOTAL RECEIPTS AND REVENUES REALIZED	\$131,786.10
CAPITAL OUTLAY—1956	
Beaches and boardwalks
Buildings and equipment
Parks and playgrounds
Sewers
Streets, roads and bridges
Water supply
Other

Tax rate	\$6.97
Local school tax rate	5.02
County tax rate	1.56
Local purpose tax rate	0.39
TAXES	
Local school tax ...	\$58,422.09
County taxes	18,124.67
Special district taxes
Local purpose levy	\$76,546.76
	4,600.00
Total tax levy (tax duplicate) ..	\$81,146.76
Per Capita Total Tax Levy	
	\$39.70
Current	
1956 taxes levied (total)	\$81,146.76
Collected in 1956	72,224.99
Per cent of levy collected in 1956 ...	89.00
Transferred to liens
Cancelled, abated or adjusted	34.85
Outstanding December 31, 1956 ..	\$8,886.92
All Prior Years Outstanding	
Balance January 1, 1956	\$11,174.09
Collected in 1956	10,415.02
Balance December 31, 1956	\$561.62
Tax Title Liens Outstanding	
Balance January 1, 1956	\$4,379.98
Redeemed by cash	1,160.81
Balance December 31, 1956	\$3,219.17
Property Acquired by Deed or Foreclosure	
Balance January 1, 1956	\$1,575.00
Sale for cash	800.00
Balance December 31, 1956	\$775.00

CAPITAL DEBT, DECEMBER 31, 1956	
Gross Debt	
School debt	\$75,000.00
Self-liquidating debt.
Other capital debt
TOTAL GROSS DEBT	\$75,000.00
Per Capita Gross Debt	
	\$36.69
Deductions for	
School debt	\$61,107.00
Self-liquidating debt.
Other capital debt
TOTAL DEDUCTIONS	61,107.00
NET DEBT	\$13,893.00
Average Assessed Valuations	
Real Property 1954-1955-1956..	\$1,018,452.00
Per Cent of Net Debt	1.36

CURRENT FINANCES DECEMBER 31, 1956	
Cash	\$25,846.96
Taxes receivable	9,448.54
Tax title liens	3,219.17
Foreclosed property	775.00
Other receivables	2,974.10
State road aid receivable	43.62
Emergencies and deferred charges
TOTAL ASSETS	\$42,307.39
Cash liabilities	\$4,600.91
Reserves for receivables	16,416.81
Surplus revenue	21,289.67
TOTAL LIABILITIES AND SURPLUS	\$42,307.39

LAWRENCE TOWNSHIP—MERCER COUNTY

Population Census, 1950—8,499 Land Area 21.87 sq. mi. Net Valuation Taxable \$14,130,703

EXPENDITURES AND RE- QUIRED PAYMENTS FOR 1956

General Government	
Administrative and executive	\$49,529.03
Assessment and collection of taxes	21,407.33
Finance Department	3,735.85
Protection to Persons & Property	
Fire	15,376.41
Police	93,665.15
Other
Streets and Roads	
Repairs and maintenance	88,648.79
Street lighting	13,000.00
Sanitation	
Street cleaning
Garbage and ash removal	36,385.89
Sewers	132,655.00
Health and Charities	
Health service	9,500.00
Weifare—public assistance	2,100.00
Hospitals (aid and maintenance)
Other	2,425.76
Recreation	
Beaches and boardwalks
Parks and playgrounds	4,977.50
Other
Educational	
(Exclusive of school districts)
Unclassified Purposes	
(Including contingent)	1,023.29
SUB-TOTAL—Municipal functions..	\$474,430.00

Per Capita—Municipal functions	\$55.82
Capital imp'ts and capital imp't fund	\$10,000.00
Debt Service	
Principal payments
Interest payments ..	\$200.00
Total	200.00
Per Capita Debt Service	
	\$0.02
Deferred Charges and Statutory Expenditures	
Emergencies	\$5,100.00
Other deferred chgs.	28,199.03
Total	33,299.03

TOTAL—Municipal expenditures ...	\$517,929.03
Required Payments for Local School, County, and Special District Taxes	
	839,656.82
TOTAL EXPENDITURES AND REQUIRED PAYMENTS	\$1,357,585.85
Reserve for uncollected taxes	\$70,000.00
GRAND TOTAL—Budget	\$1,427,585.85

RECEIPTS AND REVENUES REALIZED IN 1956 TO MEET EXPENDITURES AND REQUIRED PAYMENTS	
Surplus revenue appropriated ..	\$85,000.00
Miscellaneous revenues realized ..	240,851.98
State aid revenues realized	17,014.56
Delinquent taxes including
liens—1956 collections	56,350.76
Current taxes—1956 collections..	1,002,375.40
Emergency borrowings
TOTAL RECEIPTS AND REVENUES REALIZED	\$1,401,592.70

CAPITAL OUTLAY—1956	
Beaches and boardwalks
Buildings and equipment
Parks and playgrounds
Sewers
Streets, roads and bridges	\$4,774.27
Water supply
Other

Tax rate	\$7.41
Local school tax rate	4.29
County tax rate	1.65
Local purpose tax rate	1.47

TAXES	
Local school tax ...	\$606,050.25
County taxes	233,606.57
Special district taxes
Local purpose levy	\$839,656.82
	207,236.03
Total tax levy (tax duplicate) ..	\$1,046,892.85
Per Capita Total Tax Levy	\$123.18

Current	
1956 taxes levied (total)	\$1,078,530.00
Collected in 1956	1,002,375.40
Per cent of levy collected in 1956 ...	92.93
Transferred to liens
Cancelled, abated or adjusted	3,073.44
Outstanding December 31, 1956 ..	\$73,081.16

All Prior Years Outstanding	
Balance January 1, 1956	\$70,143.98
Collected in 1956	55,577.90
Balance December 31, 1956	\$14,566.08

Tax Title Liens Outstanding	
Balance January 1, 1956	\$3,345.72
Redeemed by cash	772.86
Balance December 31, 1956	\$2,572.86

Property Acquired by Deed or Foreclosure	
Balance January 1, 1956	\$9,009.00
Sale for cash	1,400.00
Balance December 31, 1956	\$7,609.00

CAPITAL DEBT, DECEMBER 31, 1956

Gross Debt	
School debt	\$1,516,000.00
Self-liquidating debt.
Other capital debt
TOTAL GROSS DEBT	\$1,516,000.00
Per Capita Gross Debt	\$178.37

Deductions for	
School debt	\$723,366.00
Self-liquidating debt.
Other capital debt
TOTAL DEDUCTIONS	723,366.00
NET DEBT	\$792,634.00

Average Assessed Valuations	
Real Property 1954-1955-1956..	\$12,056,095.00
Per Cent of Net Debt	6.57

CURRENT FINANCES DECEMBER 31, 1956	
Cash	\$125,022.45
Taxes receivable	87,647.24
Tax title liens	2,572.86
Foreclosed property	7,609.00
Other receivables	57,681.75
State road aid receivable	26,000.00
Emergencies and deferred charges
TOTAL ASSETS	\$306,533.30

Cash liabilities	\$33,820.32
Reserves for receivables	155,510.85
Surplus revenue	117,202.13
TOTAL LIABILITIES AND SURPLUS	\$306,533.30

LEBANON BOROUGH—HUNTERDON COUNTY

Population Census, 1950—752 Land Area 1.1 sq. mi. Net Valuation Taxable \$679,613

EXPENDITURES AND RE-REQUIRED PAYMENTS FOR 1956	
General Government	
Administrative and executive	\$3,389.00
Assessment and collection of taxes	1,036.00
Finance Department	50.00
Protection to Persons & Property	
Fire	2,640.00
Police	1,700.00
Other
Streets and Roads	
Repairs and maintenance	1,700.00
Street lighting	1,000.00
Sanitation	
Street cleaning
Garbage and ash removal
Sewers
Health and Charities	
Health service	225.00
Welfare—public assistance	225.00
Hospitals (aid and maintenance)
Other
Recreation	
Beaches and boardwalks
Parks and playgrounds	500.00
Other
Educational	
(Exclusive of school districts)
Unclassified Purposes	
(Including contingent)	100.00
SUB-TOTAL—Municipal functions..	\$12,565.00
Per Capita—Municipal functions	\$16.71
Capital imp'ts and capital imp't fund	\$1,000.00
Debt Service	
Principal payments
Interest payments
Total
Per Capita Debt Service	
Deferred Charges and Statutory Expenditures	
Emergencies
Other deferred chgs.	\$50.00
Total	50.00
TOTAL—Municipal expenditures	\$13,615.00
Required Payments for Local School, County, and Special District Taxes	
	50,668.20
TOTAL EXPENDITURES AND REQUIRED PAYMENTS	\$64,283.20
Reserve for uncollected taxes	\$4,885.00
GRAND TOTAL—Budget	\$69,168.20
RECEIPTS AND REVENUES REALIZED IN 1956 TO MEET EXPENDITURES AND RE-REQUIRED PAYMENTS	
Surplus revenue appropriated	\$7,000.00
Miscellaneous revenues realized	4,987.11
State aid revenues realized	101.13
Delinquent taxes including	
liens—1956 collections	3,911.44
Current taxes—1956 collections..	50,112.81
Emergency borrowings
TOTAL RECEIPTS AND REVENUES REALIZED	\$66,112.49
CAPITAL OUTLAY—1956	
Beaches and boardwalks
Buildings and equipment	\$4,500.00
Parks and playgrounds	1,200.00
Sewers
Streets, roads and bridges
Water supply
Other

Tax rate	\$8.03
Local school tax rate	6.06
County tax rate	1.39
Local purpose tax rate	0.58
TAXES	
Local school tax	\$41,189.95
County taxes	9,478.25
Special district taxes
Local purpose levy	3,850.00
Total tax levy (tax duplicate) ..	\$54,518.20
Per Capita Total Tax Levy	\$72.50
Current	
1956 taxes levied (total)	\$54,721.99
Collected in 1956	50,112.81
Per cent of levy collected in 1956	91.57
Transferred to liens	16.06
Cancelled, abated or adjusted	52.20
Outstanding December 31, 1956 ..	\$4,540.92
All Prior Years Outstanding	
Balance January 1, 1956	\$6,742.56
Collected in 1956	3,911.44
Balance December 31, 1956	\$1,764.68
Tax Title Liens Outstanding	
Balance January 1, 1956
Redeemed by cash
Balance December 31, 1956	\$1,779.75
Property Acquired by Deed or Foreclosure	
Balance January 1, 1956
Sale for cash
Balance December 31, 1956
CAPITAL DEBT, DECEMBER 31, 1956	
Gross Debt	
School debt	\$157,602.00
Self-liquidating debt
Other capital debt
TOTAL GROSS DEBT	\$157,602.00
Per Capita Gross Debt	\$209.58
Deductions for	
School debt	\$132,936.00
Self-liquidating debt
Other capital debt
TOTAL DEDUCTIONS	132,936.00
NET DEBT	\$24,666.00
Average Assessed Valuations	
Real Property 1954-1955-1956..	\$538,893.00
Per Cent of Net Debt	4.57
CURRENT FINANCES DECEMBER 31, 1956	
Cash	\$12,211.99
Taxes receivable	6,305.60
Tax title liens	1,779.75
Foreclosed property
Other receivables	192.73
State road aid receivable
Emergencies and deferred charges
TOTAL ASSETS	\$20,490.07
Cash liabilities	\$2,586.93
Reserves for receivables	8,278.08
Surplus revenue	9,625.06
TOTAL LIABILITIES AND SURPLUS	\$20,490.07

LEBANON TOWNSHIP—HUNTERDON COUNTY

Population Census, 1950—1,971

Land Area 32.0 sq. mi.

Net Valuation Taxable \$1,543,045

EXPENDITURES AND REQUIRED PAYMENTS FOR 1956

General Government	
Administrative and executive	\$7,000.00
Assessment and collection of taxes	2,150.00
Finance Department	375.00
Protection to Persons & Property	
Fire	1,200.00
Police	1,000.00
Other
Streets and Roads	
Repairs and maintenance	56,000.00
Street lighting	500.00
Sanitation	
Street cleaning
Garbage and ash removal
Sewers
Health and Charities	
Health service	1,050.00
Welfare—public assistance	1,500.00
Hospitals (aid and maintenance)
Other
Recreation	
Beaches and boardwalks
Parks and playgrounds
Other
Educational (Exclusive of school districts) ..	
.....
Unclassified Purposes (Including contingent)	
.....	500.00
SUB-TOTAL—Municipal functions..	\$71,275.00

Per Capita—Municipal functions	\$36.16
Capital imp'ts and capital imp't fund	\$14,200.00
Debt Service	
Principal payments
Interest payments
Total

Per Capita Debt Service	
Deferred Charges and Statutory Expenditures	
Emergencies	\$1,995.00
Other deferred chgs.	817.48
Total	2,812.48
TOTAL—Municipal expenditures ...	\$88,287.48

Required Payments for Local School, County, and Special District Taxes	122,589.28
---	-------------------

TOTAL EXPENDITURES AND REQUIRED PAYMENTS

.....	\$210,876.76
Reserve for uncollected taxes	\$17,943.01
GRAND TOTAL—Budget	\$228,819.77

RECEIPTS AND REVENUES REALIZED IN 1956 TO MEET EXPENDITURES AND REQUIRED PAYMENTS

Surplus revenue appropriated ..	\$25,000.00
Miscellaneous revenues realized ..	47,185.12
State aid revenues realized	22,495.00
Delinquent taxes including
liens—1956 collections	14,537.93
Current taxes—1956 collections..	113,601.10
Emergency borrowings
TOTAL RECEIPTS AND REVENUES REALIZED	\$222,819.15

CAPITAL OUTLAY—1956

Beaches and boardwalks
Buildings and equipment
Parks and playgrounds
Sewers
Streets, roads and bridges	\$1,836.99
Water supply
Other

Tax rate	\$8.54
Local school tax rate	6.43
County tax rate	1.52
Local purpose tax rate	0.59

TAXES

Local school tax ...	\$99,196.62	
County taxes	23,392.66	
Special district taxes	
Local purpose levy	\$122,589.28
.....	9,035.49
Total tax levy (tax duplicate)	\$131,624.77
Per Capita Total Tax Levy	\$66.78	

Current		
1956 taxes levied (total)		\$132,011.18
Collected in 1956		113,601.10
Per cent of levy collected in 1956 ...	86.05	
Transferred to liens		166.32
Cancelled, abated or adjusted		418.46
Outstanding December 31, 1956 ..		\$17,825.30

All Prior Years Outstanding		
Balance January 1, 1956		\$18,678.80
Collected in 1956		14,487.93
Balance December 31, 1956		\$3,683.12

Tax Title Liens Outstanding		
Balance January 1, 1956		\$1,781.12
Redeemed by cash		50.00
Balance December 31, 1956		\$1,890.98

Property Acquired by Deed or Foreclosure		
Balance January 1, 1956
Sale for cash
Balance December 31, 1956

CAPITAL DEBT, DECEMBER 31, 1956

Gross Debt		
School debt	\$503,531.00	
Self-liquidating debt	
Other capital debt ..	10,000.00	
TOTAL GROSS DEBT	\$513,531.00
Per Capita Gross Debt	\$260.54	

Deductions for		
School debt	\$309,831.00	
Self-liquidating debt	
Other capital debt ..	10,000.00	
TOTAL DEDUCTIONS	319,831.00	
NET DEBT	193,700.00	

Average Assessed Valuations		
Real Property 1954-1955-1956 ..	\$1,255,000.00	
Per Cent of Net Debt	15.43	

CURRENT FINANCES DECEMBER 31, 1956

Cash	\$68,316.16
Taxes receivable	21,508.42
Tax title liens	1,890.98
Foreclosed property
Other receivables	11,422.77
State road aid receivable	29,500.00
Emergencies and deferred charges ..	1,300.38

TOTAL ASSETS

.....	\$133,938.71
Cash liabilities	\$41,689.15
Reserves for receivables	34,822.17
Surplus revenue	57,427.39

TOTAL LIABILITIES AND SURPLUS

.....	\$133,938.71
-------	---------------------

LEONIA BOROUGH—BERGEN COUNTY

Population Census, 1950—7,378 Land Area 1.5 sq. mi. Net Valuation Taxable \$11,009,987

EXPENDITURES AND RE-REQUIRED PAYMENTS FOR 1956	
General Government	
Administrative and executive	\$37,490.18
Assessment and collection of taxes	16,395.99
Finance Department	2,400.00
Protection to Persons & Property	
Fire	19,400.00
Police	86,646.17
Other
Streets and Roads	
Repairs and maintenance	40,121.58
Street lighting	9,950.00
Sanitation	
Street cleaning	7,890.92
Garbage and ash removal	32,570.45
Sewers	50,320.22
Health and Charities	
Health service	2,705.00
Welfare—public assistance	700.00
Hospitals (aid and maintenance)
Other
Recreation	
Beaches and boardwalks
Parks and playgrounds	8,448.69
Other	18,374.45
Educational	
(Exclusive of school districts)	11,100.00
Unclassified Purposes	
(Including contingent)	17,943.61
SUB-TOTAL—Municipal functions..	\$362,457.26

Per Capita—Municipal functions	
	\$49.13
Capital imp'ts and capital imp't fund	\$67,500.00
Debt Service	
Principal payments	\$15,000.00
Interest payments	1,828.75
Total	16,828.75
Per Capita Debt Service	
	\$2.28
Deferred Charges and Statutory Expenditures	
Emergencies
Other deferred chgs.	\$15,020.99
Total	15,020.99
TOTAL—Municipal expenditures	\$461,807.00

Required Payments for Local School, County, and Special District Taxes	
	499,485.15
TOTAL EXPENDITURES AND REQUIRED PAYMENTS	\$961,292.15
Reserve for uncollected taxes	\$50,046.25
GRAND TOTAL—Budget	\$1,011,338.40

RECEIPTS AND REVENUES REALIZED IN 1956 TO MEET EXPENDITURES AND RE-REQUIRED PAYMENTS	
Surplus revenue appropriated	\$122,000.00
Miscellaneous revenues realized	190,248.19
State aid revenues realized	5,976.10
Delinquent taxes including	
Liens—1956 collections	12,199.97
Current taxes—1956 collections..	820,632.70
Emergency borrowings
TOTAL RECEIPTS AND REVENUES REALIZED	\$1,151,056.96

CAPITAL OUTLAY—1956	
Beaches and boardwalks
Buildings and equipment	\$9,776.90
Parks and playgrounds
Sewers
Streets, roads and bridges	33,555.95
Water supply
Other	190,535.83

Tax rate	\$7.50
Local school tax rate	3.61
County tax rate	0.93
Local purpose tax rate	2.96

TAXES	
Local school tax	\$397,107.25
County taxes	102,377.90
Special district taxes
Local purpose levy	\$499,485.15
	327,942.22
Total tax levy (tax duplicate) ..	\$827,427.37
Per Capita Total Tax Levy	
	\$112.15

Current	
1956 taxes levied (total)	\$833,524.20
Collected in 1956	820,632.70
Per cent of levy collected in 1956	98.45
Transferred to liens	150.00
Cancelled, abated or adjusted	2,787.88
Outstanding December 31, 1956 ..	\$9,953.62

All Prior Years Outstanding	
Balance January 1, 1956	\$12,790.92
Collected in 1956	12,199.97
Balance December 31, 1956	\$440.95

Tax Title Liens Outstanding	
Balance January 1, 1956	\$221.81
Redeemed by cash
Balance December 31, 1956	\$304.31

Property Acquired by Deed or Foreclosure	
Balance January 1, 1956	\$113,471.34
Sale for cash	86,122.63
Balance December 31, 1956	\$99,481.67

CAPITAL DEBT, DECEMBER 31, 1956	
Gross Debt	
School debt	\$353,000.00
Self-liquidating debt.
Other capital debt ..	450,000.00
TOTAL GROSS DEBT	\$803,000.00
Per Capita Gross Debt	\$108.84

Deductions for	
School debt	\$353,000.00
Self-liquidating debt.
Other capital debt
TOTAL DEDUCTIONS	353,000.00
NET DEBT	\$450,000.00

Average Assessed Valuations	
Real Property 1954-1955-1956..	\$9,817,022.00
Per Cent of Net Debt	4.58

CURRENT FINANCES DECEMBER 31, 1956	
Cash	\$300,592.40
Taxes receivable	10,394.57
Tax title liens	304.31
Foreclosed property	99,481.67
Other receivables	865.80
State road aid receivable
Emergencies and deferred charges
TOTAL ASSETS	\$411,638.75
Cash liabilities	\$33,565.24
Reserves for receivables	111,046.35
Surplus revenue	267,027.16
TOTAL LIABILITIES AND SURPLUS	\$411,638.75

LIBERTY TOWNSHIP—WARREN COUNTY

Population Census, 1950—529

Land Area 12.4 sq. mi.

Net Valuation Taxable \$579,468

EXPENDITURES AND REQUIRED PAYMENTS FOR 1956

General Government	
Administrative and executive	\$1,800.00
Assessment and collection of taxes	300.00
Finance Department	150.00
Protection to Persons & Property	
Fire	300.00
Police
Other
Streets and Roads	
Repairs and maintenance	18,134.44
Street lighting
Sanitation	
Street cleaning
Garbage and ash removal
Sewers
Health and Charities	
Health service	912.06
Welfare—public assistance	200.00
Hospitals (aid and maintenance)
Other
Recreation	
Beaches and boardwalks
Parks and playgrounds
Other
Educational	
(Exclusive of school districts)
Unclassified Purposes	
(Including contingent)
SUB-TOTAL—Municipal functions..	\$22,396.44

Per Capita—Municipal functions	\$42.34
Capital imp'ts and capital imp't fund	\$7,777.77
Debt Service	
Principal payments
Interest payments
Total
Per Capita Debt Service	
Deferred Charges and Statutory Expenditures	
Emergencies
Other deferred chgs.	\$1,116.31
Total	1,116.31

TOTAL—Municipal expenditures .. **\$31,290.52**

Required Payments for Local School, County, and Special District Taxes **48,311.59**

TOTAL EXPENDITURES AND REQUIRED PAYMENTS **\$79,602.11**

Reserve for uncollected taxes

GRAND TOTAL—Budget **\$89,634.43**

RECEIPTS AND REVENUES REALIZED IN 1956 TO MEET EXPENDITURES AND REQUIRED PAYMENTS

Surplus revenue appropriated
Miscellaneous revenues realized.	\$14,321.00
State aid revenues realized	6,034.05
Delinquent taxes including
liens—1956 collections	6,275.67
Current taxes—1956 collections..	55,691.22
Emergency borrowings
TOTAL RECEIPTS AND REVENUES REALIZED	\$82,321.94

CAPITAL OUTLAY—1956

Beaches and boardwalks
Buildings and equipment
Parks and playgrounds
Sewers
Streets, roads and bridges
Water supply
Other

Tax rate	\$11.17
Local school tax rate	5.87
County tax rate	2.47
Local purpose tax rate	2.83

TAXES

Local school tax ...	\$34,000.00	
County taxes	14,311.59	
Special district taxes	
Local purpose levy	16,401.84	\$48,311.59
Total tax levy (tax duplicate) ..	\$64,713.43	

Per Capita Total Tax Levy **\$122.33**

Current

1956 taxes levied (total)	\$65,506.44
Collected in 1956	55,691.22
Per cent of levy collected in 1956 ...	85.01
Transferred to liens
Cancelled, abated or adjusted ...	150.80
Outstanding December 31, 1956 ..	\$9,664.42

All Prior Years Outstanding

Balance January 1, 1956	\$7,350.46
Collected in 1956	6,275.67
Balance December 31, 1956	\$1,254.56

Tax Title Liens Outstanding

Balance January 1, 1956	\$252.52
Redeemed by cash
Balance December 31, 1956	\$252.52

Property Acquired by Deed or Foreclosure

Balance January 1, 1956
Sale for cash
Balance December 31, 1956

CAPITAL DEBT, DECEMBER 31, 1956

Gross Debt

School debt
Self-liquidating debt.
Other capital debt

TOTAL GROSS DEBT **.....**

Per Capita Gross Debt **.....**

Deductions for

School debt
Self-liquidating debt.
Other capital debt

TOTAL DEDUCTIONS **.....**

NET DEBT **.....**

Average Assessed Valuations

Real Property 1954-1955-1956.. **\$536,560.00**

Per Cent of Net Debt **.....**

CURRENT FINANCES DECEMBER 31, 1956

Cash	\$8,441.88
Taxes receivable	10,918.98
Tax title liens	252.52
Foreclosed property
Other receivables
State road aid receivable	3,491.11
Emergencies and deferred charges ..	8,554.97

TOTAL ASSETS **\$31,659.46**

Cash liabilities	\$4,181.89
Reserves for receivables	11,171.50
Surplus revenue	16,306.07

TOTAL LIABILITIES AND SURPLUS **\$31,659.46**

LINCOLN PARK BOROUGH—MORRIS COUNTY

Population Census, 1950—3,376

Land Area 7.0 sq. mi.

Net Valuation Taxable \$2,480,932

EXPENDITURES AND RE-	
QUIRED PAYMENTS FOR 1956	
General Government	
Administrative and executive	\$25,450.00
Assessment and collection of taxes	8,100.00
Finance Department
Protection to Persons & Property	
Fire	9,050.00
Police	27,200.00
Other
Streets and Roads	
Repairs and maintenance	19,300.00
Street lighting	5,350.00
Sanitation	
Street cleaning
Garbage and ash removal	8,500.00
Sewers
Health and Charities	
Health service	2,175.00
Welfare—public assistance	1,550.00
Hospitals (aid and maintenance)	1,000.00
Other	1,000.00
Recreation	
Beaches and boardwalks
Parks and playgrounds	1,300.00
Other
Educational	
(Exclusive of school districts) ..	500.00
Unclassified Purposes	
(Including contingent)	1,350.00
SUB-TOTAL—Municipal functions..	\$111,825.00
Per Capita—Municipal functions	
Capital imp'ts and capital imp't fund	\$33.12
Debt Service	\$6,750.00
Principal payments .	\$5,000.00
Interest payments .	325.00
Total	5,325.00
Per Capita Debt Service	\$1.58
Deferred Charges and Statutory Expenditures	
Emergencies
Other deferred chgs.	\$1,337.00
Total	1,337.00
TOTAL—Municipal expenditures ...	\$125,237.00
Required Payments for Local School, County, and Special District Taxes	
	200,182.49
TOTAL EXPENDITURES AND REQUIRED PAYMENTS	\$325,419.49
Reserve for uncollected taxes	\$33,811.93
GRAND TOTAL—Budget	\$359,231.42
RECEIPTS AND REVENUES REALIZED IN 1956 TO MEET EXPENDITURES AND RE-QUIRED PAYMENTS	
Surplus revenue appropriated ..	\$29,137.00
Miscellaneous revenues realized.	39,757.37
State aid revenues realized	3,355.00
Delinquent taxes including
Liens—1956 collections	21,233.01
Current taxes—1956 collections..	267,005.62
Emergency borrowings
TOTAL RECEIPTS AND REVENUES REALIZED	\$360,488.00

CAPITAL OUTLAY—1956

Beaches and boardwalks
Buildings and equipment	\$3,430.25
Parks and playgrounds
Sewers
Streets, roads and bridges
Water supply
Other

Tax rate	\$10.99
Local school tax rate	6.31
County tax rate	1.76
Local purpose tax rate	2.92

TAXES

Local school tax ...	\$156,501.13	
County taxes	43,681.36	
Special district taxes	
Local purpose levy	\$200,182.49
		71,105.93
Total tax levy (tax duplicate) ..		\$271,288.42

Per Capita Total Tax Levy	\$80.36
--	----------------

Current

1956 taxes levied (total)	\$287,324.19
Collected in 1956	267,005.62
Per cent of levy collected in 1956 ..	92.92
Transferred to liens	1,537.20
Cancelled, abated or adjusted	2,371.68
Outstanding December 31, 1956 ..	\$16,409.69

All Prior Years Outstanding

Balance January 1, 1956	\$18,722.99
Collected in 1956	18,271.79
Balance December 31, 1956

Tax Title Liens Outstanding

Balance January 1, 1956	\$21,385.99
Redeemed by cash	2,961.22
Balance December 31, 1956	\$16,946.76

Property Acquired by Deed or Foreclosure

Balance January 1, 1956	\$7,645.00
Sale for cash	310.00
Balance December 31, 1956	\$8,895.00

CAPITAL DEBT, DECEMBER 31, 1956

Gross Debt

School debt	\$151,100.00
Self-liquidating debt.
Other capital debt ..	9,000.00

TOTAL GROSS DEBT **\$160,100.00**

Per Capita Gross Debt **\$47.42**

Deductions for

School debt	\$131,980.00
Self-liquidating debt.
Other capital debt

TOTAL DEDUCTIONS **131,980.00**

NET DEBT **\$28,120.00**

Average Assessed Valuations

Real Property 1954-1955-1956.. **\$2,199,675.00**
Per Cent of Net Debt **1.27**

CURRENT FINANCES DECEMBER 31, 1956

Cash	\$52,857.38
Taxes receivable	16,409.69
Tax title liens	16,946.76
Foreclosed property	8,895.00
Other receivables	437.23
State road aid receivable	14,342.65
Emergencies and deferred charges ..	1,010.00
TOTAL ASSETS	\$110,898.71

Cash liabilities	\$15,629.87
Reserves for receivables	42,688.68
Surplus revenue	52,580.16
TOTAL LIABILITIES AND SURPLUS	\$110,898.71

LINDEN CITY—UNION COUNTY

Population Census, 1950—30,644

Land Area 10.95 sq. mi.

Net Valuation Taxable \$103,474,187

EXPENDITURES AND REQUIRED PAYMENTS FOR 1956

General Government	
Administrative and executive	\$229,886.00
Assessment and collection of taxes	73,575.00
Finance Department	27,770.00
Protection to Persons & Property	
Fire	697,000.00
Police	619,340.00
Other
Streets and Roads	
Repairs and maintenance	329,137.00
Street lighting	79,235.00
Sanitation	
Street cleaning	56,500.00
Garbage and ash removal	93,400.00
Sewers	189,960.90
Health and Charities	
Health service	64,770.00
Welfare—public assistance	41,900.00
Hospitals (aid and maintenance)
Other	3,200.00
Recreation	
Beaches and boardwalks
Parks and playgrounds	42,650.00
Other	96,650.00
Educational	
(Exclusive of school districts) ..	121,700.00
Unclassified Purposes	
(Including contingent)	44,991.49
SUB-TOTAL—Municipal functions..	\$2,811,665.39

Per Capita—Municipal functions	\$91.75
Capital imp'ts and capital imp't fund	\$30,000.00
Debt Service	
Principal payments ..	\$374,000.00
Interest payments ..	179,493.00
Total	*553,493.00
Per Capita Debt Service	\$18.06
Deferred Charges and Statutory Expenditures	
Emergencies	\$17,400.00
Other deferred chgs.	245,169.68
Total	262,569.68

TOTAL—Municipal expenditures ...	\$3,657,728.07
Required Payments for Local School, County, and Special District Taxes	3,065,907.21

TOTAL EXPENDITURES AND REQUIRED PAYMENTS	\$6,723,635.28
Reserve for uncollected taxes	\$182,106.06
GRAND TOTAL—Budget	\$6,905,741.34

RECEIPTS AND REVENUES REALIZED IN 1956 TO MEET EXPENDITURES AND REQUIRED PAYMENTS	
Surplus revenue appropriated ..	\$296,600.00
Miscellaneous revenues realized.	571,022.45
State aid revenues realized	51,242.20
Delinquent taxes including	
liens—1956 collections	70,885.98
Current taxes—1956 collections..	6,003,503.19
Emergency borrowings
TOTAL RECEIPTS AND REVENUES REALIZED	\$6,993,253.82

CAPITAL OUTLAY—1956

Beaches and boardwalks
Buildings and equipment	\$3,007,053.24
Parks and playgrounds	21,441.82
Sewers	3,220.31
Streets, roads and bridges	516,621.74
Water supply
Other	3,661.63

* Includes \$244,321.50 Chapter VI School Debt Service.

Tax rate	\$5.82
Local school tax rate	2.34
County tax rate	0.86
Local purpose tax rate	2.62

TAXES

Local school tax ...	\$2,417,504.37
County taxes	892,724.34
Special district taxes
Local purpose levy	\$3,310,228.71
Total tax levy (tax duplicate) ..	\$6,028,472.88
Per Capita Total Tax Levy	\$196.73

Current

1956 taxes levied (total)	\$6,078,038.63
Collected in 1956	6,003,503.19
Per cent of levy collected in 1956 ...	98.77
Transferred to liens	5,866.68
Cancelled, abated or adjusted	2,620.06
Outstanding December 31, 1956 ..	\$66,048.70

All Prior Years Outstanding

Balance January 1, 1956	\$79,169.84
Collected in 1956	53,860.89
Balance December 31, 1956	\$13,843.60

Tax Title Liens Outstanding

Balance January 1, 1956	\$84,299.80
Redeemed by cash	12,085.09
Balance December 31, 1956	\$78,162.09

Property Acquired by Deed or Foreclosure

Balance January 1, 1956	\$188,072.50
Sale for cash	32,055.00
Balance December 31, 1956	\$172,722.50

CAPITAL DEBT, DECEMBER 31, 1956

Gross Debt	
School debt	\$5,559,900.00
Self-liquidating debt.
Other capital debt ..	4,327,994.00
TOTAL GROSS DEBT	\$9,887,894.00
Per Capita Gross Debt	\$322.67

Deductions for

School debt	\$5,559,900.00
Self-liquidating debt.
Other capital debt ..	155,703.00
TOTAL DEDUCTIONS	5,715,603.00
NET DEBT	\$4,172,291.00

Average Assessed Valuations

Real Property 1954-1955-1956..	\$79,524,383.00
Per Cent of Net Debt	5.24

CURRENT FINANCES DECEMBER 31, 1956

Cash	\$616,958.54
Taxes receivable	79,892.30
Tax title liens	78,162.09
Foreclosed property	172,722.50
Other receivables	1,973.88
State road aid receivable	66,300.00
Emergencies and deferred charges ..	2,000.00
TOTAL ASSETS	\$1,018,009.31

Cash liabilities	\$333,823.32
Reserves for receivables	332,750.77
Surplus revenue	351,435.22
TOTAL LIABILITIES AND SURPLUS	\$1,018,009.31

LINDENWOLD BOROUGH—CAMDEN COUNTY

Population Census, 1950—3,479 Land Area 3.89 sq. mi. Net Valuation Taxable \$3,327,822

EXPENDITURES AND RE-REQUIRED PAYMENTS FOR 1956	
General Government	
Administrative and executive	\$13,110.00
Assessment and collection of taxes	13,470.00
Finance Department
Protection to Persons & Property	
Fire	4,500.00
Police	13,925.00
Other
Streets and Roads	
Repairs and maintenance	26,029.85
Street lighting	9,480.00
Sanitation	
Street cleaning
Garbage and ash removal	3,075.00
Sewers
Health and Charities	
Health service	985.00
Welfare—public assistance	3,400.00
Hospitals (aid and maintenance)
Other
Recreation	
Beaches and boardwalks
Parks and playgrounds
Other
Educational	
(Exclusive of school districts)
Unclassified Purposes	
(Including contingent)	300.00
SUB-TOTAL—Municipal functions..	\$88,274.85
Per Capita—Municipal functions	
.....	\$25.37
Capital imp'ts and capital imp't fund	\$18,000.00
Debt Service	
Principal payments .	\$14,000.00
Interest payments ..	4,000.00
Total	18,000.00
Per Capita Debt Service	
.....	\$5.17
Deferred Charges and Statutory Expenditures	
Emergencies	\$575.00
Other deferred chgs.	1,762.07
Total	2,337.07
TOTAL—Municipal expenditures ...	\$126,611.92
Required Payments for Local School, County, and Special District Taxes	
.....	249,504.07
TOTAL EXPENDITURES AND REQUIRED PAYMENTS	\$376,115.99
Reserve for uncollected taxes	\$68,391.89
GRAND TOTAL—Budget	\$444,507.88
RECEIPTS AND REVENUES REALIZED IN 1956 TO MEET EXPENDITURES AND REQUIRED PAYMENTS	
Surplus revenue appropriated ..	\$50,000.00
Miscellaneous revenues realized.	76,604.72
State aid revenues realized	4,358.50
Delinquent taxes including
liens—1956 collections	68,556.35
Current taxes—1956 collections..	284,386.52
Emergency borrowings
TOTAL RECEIPTS AND REVENUES REALIZED	\$484,406.09

CAPITAL OUTLAY—1956

Beaches and boardwalks
Buildings and equipment	\$165.60
Parks and playgrounds
Sewers
Streets, roads and bridges
Water supply
Other

Tax rate	\$9.60
Local school tax rate	5.07
County tax rate	2.43
Local purpose tax rate	2.10

TAXES

Local school tax ...	\$168,630.34	
County taxes	80,873.73	
Special district taxes	
Local purpose levy	68,750.00	\$249,504.07
Total tax levy (tax duplicate) ..	\$318,254.07	

Per Capita Total Tax Levy	\$91.48
--	----------------

Current

1956 taxes levied (total)	\$333,009.20
Collected in 1956	234,386.52
Per cent of levy collected in 1956 ...	85.39
Transferred to liens
Cancelled, abated or adjusted
Outstanding December 31, 1956 ..	\$48,622.68

All Prior Years Outstanding

Balance January 1, 1956	\$72,673.91
Collected in 1956	67,840.87
Balance December 31, 1956	\$4,833.04

Tax Title Liens Outstanding

Balance January 1, 1956	\$31,397.96
Redeemed by cash	715.48
Balance December 31, 1956	\$30,682.48

Property Acquired by Deed or Foreclosure

Balance January 1, 1956	\$85,077.72
Sale for cash	2,785.24
Balance December 31, 1956	\$82,292.48

CAPITAL DEBT, DECEMBER 31, 1956

Gross Debt	
School debt	\$981,534.00
Self-liquidating debt.
Other capital debt ..	108,000.00
TOTAL GROSS DEBT	\$1,089,534.00
Per Capita Gross Debt	\$313.17

Deductions for

School debt	\$919,082.00
Self-liquidating debt.
Other capital debt
TOTAL DEDUCTIONS	919,082.00
NET DEBT	\$170,452.00

Average Assessed Valuations

Real Property 1954-1955-1956..	\$3,059,137.00
Per Cent of Net Debt	5.57

CURRENT FINANCES DECEMBER 31, 1956

Cash	\$198,139.26
Taxes receivable	53,455.72
Tax title liens	30,682.48
Foreclosed property	82,292.48
Other receivables	2,076.43
State road aid receivable	5,400.00
Emergencies and deferred charges ..	4,579.85
TOTAL ASSETS	\$376,626.22

Cash liabilities	\$24,490.61
Reserves for receivables	168,507.11
Surplus revenue	183,628.50
TOTAL LIABILITIES AND SURPLUS	\$376,626.22

LINWOOD CITY—ATLANTIC COUNTY

Population Census, 1950—1,925

Land Area 4.14 sq. mi.

Net Valuation Taxable \$1,640,953

EXPENDITURES AND REQUIRED PAYMENTS FOR 1956

General Government	
Administrative and executive	\$17,550.00
Assessment and collection of taxes	10,400.00
Finance Department	1,325.00
Protection to Persons & Property	
Fire	18,830.00
Police	19,850.00
Other
Streets and Roads	
Repairs and maintenance	24,000.00
Street lighting	6,000.00
Sanitation	
Street cleaning
Garbage and ash removal	1,100.00
Sewers
Health and Charities	
Health service	1,225.00
Welfare—public assistance	900.00
Hospitals (aid and maintenance)	600.00
Other
Recreation	
Beaches and boardwalks
Parks and playgrounds	2,475.00
Other
Educational	
(Exclusive of school districts) ..	520.00
Unclassified Purposes	
(Including contingent)	500.00
SUB-TOTAL—Municipal functions..	\$105,275.00

Per Capita—Municipal functions	\$54.69
Capital imp'ts and capital imp't fund	\$27,300.00
Debt Service	
Principal payments ..	\$12,000.00
Interest payments ..	9,255.00
Total	*21,255.00
Per Capita Debt Service	
Deferred Charges and Statutory Expenditures	\$11.04
Emergencies
Other deferred chgs. ..	\$2,650.00
Total	2,650.00

TOTAL—Municipal expenditures ...	\$156,480.00
Required Payments for Local School, County, and Special District Taxes	139,999.22

TOTAL EXPENDITURES AND REQUIRED PAYMENTS	\$296,479.22
Reserve for uncollected taxes	\$28,200.48
GRAND TOTAL—Budget	\$324,679.70

RECEIPTS AND REVENUES REALIZED IN 1956 TO MEET EXPENDITURES AND REQUIRED PAYMENTS	
Surplus revenue appropriated ..	\$55,000.00
Miscellaneous revenues realized ..	43,310.57
State aid revenues realized	12,409.03
Delinquent taxes including liens—1956 collections	13,641.25
Current taxes—1956 collections ..	213,109.77
Emergency borrowings
TOTAL RECEIPTS AND REVENUES REALIZED	\$337,470.62

CAPITAL OUTLAY—1956	
Beaches and boardwalks
Buildings and equipment	\$69,000.00
Parks and playgrounds
Sewers
Streets, roads and bridges
Water supply
Other	1,459.33

* Includes \$12,055.00 Chapter VI School Debt Service.

Tax rate	\$13.49
Local school tax rate	6.58
County tax rate	2.63
Local purpose tax rate	4.23

TAXES

Local school tax ...	\$108,022.97
County taxes	44,031.25
Special district taxes
Local purpose levy	\$152,054.22
.....	69,193.48
Total tax levy (tax duplicate) ..	\$221,252.70
Per Capita Total Tax Levy	\$114.94

Current	
1956 taxes levied (total)	\$232,758.13
Collected in 1956	213,109.77
Per cent of levy collected in 1956 ...	91.55
Transferred to liens	2,308.96
Cancelled, abated or adjusted ..	2,545.89
Outstanding December 31, 1956 ..	\$14,793.51

All Prior Years Outstanding	
Balance January 1, 1956	\$13,360.48
Collected in 1956	11,586.37
Balance December 31, 1956	\$1,684.30

Tax Title Liens Outstanding	
Balance January 1, 1956	\$9,427.02
Redeemed by cash	2,054.88
Balance December 31, 1956	\$6,287.03

Property Acquired by Deed or Foreclosure	
Balance January 1, 1956	\$26,584.00
Sale for cash	8,176.50
Balance December 31, 1956	\$21,299.00

CAPITAL DEBT, DECEMBER 31, 1956

Gross Debt	
School debt	\$229,000.00
Self-liquidating debt	11,586.37
Other capital debt ..	100,000.00
TOTAL GROSS DEBT	\$329,000.00
Per Capita Gross Debt	\$170.91

Deductions for	
School debt	\$84,633.00
Self-liquidating debt
Other capital debt
TOTAL DEDUCTIONS	84,633.00
NET DEBT	\$244,367.00

Average Assessed Valuations	
Real Property 1954-1955-1956 ..	\$1,410,555.00
Per Cent of Net Debt	17.32

CURRENT FINANCES DECEMBER 31, 1956

Cash	\$156,049.60
Taxes receivable	16,477.31
Tax title liens	6,287.03
Foreclosed property	21,299.00
Other receivables	945.73
State road aid receivable	2,000.00
Emergencies and deferred charges ..	5,000.00
TOTAL ASSETS	\$208,059.17

Cash liabilities	\$71,458.64
Reserves for receivables	45,009.57
Surplus revenue	91,590.96
TOTAL LIABILITIES AND SURPLUS	\$208,059.17

LITTLE EGG HARBOR TOWNSHIP—OCEAN COUNTY

Population Census, 1950—644

Land Area 48.2 sq. mi.

Net Valuation Taxable \$548,730

EXPENDITURES AND REQUIRED PAYMENTS FOR 1956

General Government	
Administrative and executive	\$8,100.03
Assessment and collection of taxes	2,929.47
Finance Department	775.00
Protection to Persons & Property	
Fire	2,580.00
Police	550.00
Other
Streets and Roads	
Repairs and maintenance	8,389.36
Street lighting	2,750.00
Sanitation	
Street cleaning
Garbage and ash removal	2,300.00
Sewers
Health and Charities	
Health service	85.00
Welfare—public assistance	441.00
Hospitals (aid and maintenance)
Other	1,000.00
Recreation	
Beaches and boardwalks
Parks and playgrounds
Other
Educational	
(Exclusive of school districts)
Unclassified Purposes	
(Including contingent)	1,175.00
SUB-TOTAL—Municipal functions..	\$31,074.86

Per Capita—Municipal functions	
Capital imp'ts and capital imp't fund	\$48.25
Debt Service	
Principal payments ..	\$7,000.00
Interest payments
Total
Per Capita Debt Service	
Deferred Charges and Statutory Expenditures	
Emergencies
Other deferred chgs.	\$190.03
Total	190.03
TOTAL—Municipal expenditures ...	\$38,264.89

Required Payments for Local School, County, and Special District Taxes	45,657.68
---	------------------

TOTAL EXPENDITURES AND REQUIRED PAYMENTS	\$83,922.57
Reserve for uncollected taxes	\$7,756.32
GRAND TOTAL—Budget	\$91,678.89

RECEIPTS AND REVENUES REALIZED IN 1956 TO MEET EXPENDITURES AND REQUIRED PAYMENTS	
Surplus revenue appropriated ..	\$10,000.00
Miscellaneous revenues realized. ..	58,725.02
State aid revenues realized	9,872.00
Delinquent taxes including	
liens—1956 collections	5,262.89
Current taxes—1956 collections..	44,237.67
Emergency borrowings
TOTAL RECEIPTS AND REVENUES REALIZED	\$128,097.58

CAPITAL OUTLAY—1956

Beaches and boardwalks
Buildings and equipment	\$2,423.15
Parks and playgrounds
Sewers
Streets, roads and bridges
Water supply
Other

Tax rate	\$9.02
Local school tax rate	5.35
County tax rate	2.97
Local purpose tax rate	0.70

TAXES

Local school tax ...	\$29,366.71	
County taxes	16,290.97	
Special district taxes	
Local purpose levy	\$45,657.68
Total tax levy (tax duplicate) ..	\$49,456.89	
Per Capita Total Tax Levy	\$76.80	

Current		
1956 taxes levied (total)		\$49,726.62
Collected in 1956		44,237.67
Per cent of levy collected in 1956 ...	88.96	
Transferred to liens		487.09
Cancelled, abated or adjusted		414.92
Outstanding December 31, 1956 ..		\$4,586.94

All Prior Years Outstanding		
Balance January 1, 1956		\$5,553.85
Collected in 1956		4,480.44
Balance December 31, 1956		\$1,073.41

Tax Title Liens Outstanding		
Balance January 1, 1956		\$29,010.79
Redeemed by cash		782.45
Balance December 31, 1956		\$28,715.43

Property Acquired by Deed or Foreclosure		
Balance January 1, 1956		\$2,846.00
Sale for cash		33,670.00
Balance December 31, 1956		\$2,221.00

CAPITAL DEBT, DECEMBER 31, 1956

Gross Debt		
School debt	\$34,000.00	
Self-liquidating debt.	
Other capital debt	

TOTAL GROSS DEBT	\$34,000.00
Per Capita Gross Debt	\$52.80

Deductions for		
School debt	\$24,650.00	
Self-liquidating debt.	
Other capital debt	

TOTAL DEDUCTIONS	24,650.00
NET DEBT	\$9,350.00

Average Assessed Valuations		
Real Property 1954-1955-1956..	\$410,837.00	
Per Cent of Net Debt		2.28

CURRENT FINANCES DECEMBER 31, 1956

Cash	\$104,441.00
Taxes receivable	5,660.35
Tax title liens	28,715.43
Foreclosed property	2,221.00
Other receivables	1,075.00
State road aid receivable	4,500.00
Emergencies and deferred charges ..	1,300.00
TOTAL ASSETS	\$147,912.78

Cash liabilities	\$14,506.21
Reserves for receivables	37,671.78
Surplus revenue	95,734.79
TOTAL LIABILITIES AND SURPLUS	\$147,912.78

LITTLE FALLS TOWNSHIP—PASSAIC COUNTY

Population Census, 1950—6,405

Land Area 2.8 sq. mi.

Net Valuation Taxable \$11,134,530

EXPENDITURES AND REQUIRED PAYMENTS FOR 1956

General Government	
Administrative and executive	\$30,900.00
Assessment and collection of taxes	9,470.00
Finance Department	6,300.00
Protection to Persons & Property	
Fire	23,345.00
Police	80,058.00
Other
Streets and Roads	
Repairs and maintenance	49,450.00
Street lighting	10,600.00
Sanitation	
Street cleaning
Garbage and ash removal	16,540.00
Sewers	56,362.00
Health and Charities	
Health service	9,300.00
Welfare—public assistance	2,500.00
Hospitals (aid and maintenance)
Other
Recreation	
Beaches and boardwalks
Parks and playgrounds	12,000.00
Other	5,100.00
Educational	
(Exclusive of school districts) ..	10,520.00
Unclassified Purposes	
(Including contingent)	14,000.00
SUB-TOTAL—Municipal functions..	\$336,445.00

Per Capita—Municipal functions	\$52.53
Capital imp'ts and capital imp't fund	\$10,500.00
Debt Service	
Principal payments ..	\$19,595.53
Interest payments ..	11,363.25

Total	30,958.78
Per Capita Debt Service	\$4.83

Deferred Charges and Statutory Expenditures	
Emergencies
Other deferred chgs. ..	\$16,010.47
Total	16,010.47

TOTAL—Municipal expenditures ...	\$393,914.25
---	---------------------

Required Payments for Local School, County, and Special District Taxes	648,013.27
---	-------------------

TOTAL EXPENDITURES AND REQUIRED PAYMENTS	\$1,041,927.52
---	-----------------------

Reserve for uncollected taxes	\$112,572.41
-------------------------------------	--------------

GRAND TOTAL—Budget	\$1,154,499.93
---------------------------------	-----------------------

RECEIPTS AND REVENUES REALIZED IN 1956 TO MEET EXPENDITURES AND REQUIRED PAYMENTS

Surplus revenue appropriated ..	\$160,000.00
Miscellaneous revenues realized ..	148,415.02
State aid revenues realized	6,345.00
Delinquent taxes including	
liens—1956 collections	51,618.48
Current taxes—1956 collections..	803,251.33
Emergency borrowings

TOTAL RECEIPTS AND REVENUES REALIZED	\$1,169,629.83
---	-----------------------

CAPITAL OUTLAY—1956

Beaches and boardwalks
Buildings and equipment
Parks and playgrounds
Sewers	\$6,485.52
Streets, roads and bridges
Water supply
Other

Tax rate	\$7.64
Local school tax rate	4.33
County tax rate	1.49
Local purpose tax rate	1.82

TAXES

Local school tax ...	\$481,729.76	
County taxes	166,283.51	
Special district taxes	
Local purpose levy	\$648,013.27
Total tax levy (tax duplicate)	\$853,154.93

Per Capita Total Tax Levy	\$133.20
--	-----------------

Current

1956 taxes levied (total)	\$864,924.86
Collected in 1956	803,251.33
Per cent of levy collected in 1956 ...	92.86
Transferred to liens
Cancelled, abated or adjusted
Outstanding December 31, 1956 ..	\$61,673.53

All Prior Years Outstanding

Balance January 1, 1956	\$76,432.54
Collected in 1956	48,269.44
Balance December 31, 1956	\$28,163.10

Tax Title Liens Outstanding

Balance January 1, 1956	\$43,960.78
Redeemed by cash	3,349.64
Balance December 31, 1956	\$40,611.74

Property Acquired by Deed or Foreclosure

Balance January 1, 1956	\$12,405.00
Sale for cash	6,165.00
Balance December 31, 1956	\$6,240.00

CAPITAL DEBT, DECEMBER 31, 1956

Gross Debt	
School debt	\$1,189,702.00
Self-liquidating debt
Other capital debt ..	365,946.00
TOTAL GROSS DEBT	\$1,555,648.00

Per Capita Gross Debt	\$242.88
------------------------------------	-----------------

Deductions for

School debt	\$1,041,526.00
Self-liquidating debt
Other capital debt ..	14,840.00
TOTAL DEDUCTIONS	1,056,366.00
NET DEBT	\$499,282.00

Average Assessed Valuations

Real Property 1954-1955-1956 ..	\$9,380,393.00
Per Cent of Net Debt	5.32

CURRENT FINANCES DECEMBER 31, 1956

Cash	\$299,940.73
Taxes receivable	89,836.63
Tax title liens	40,611.74
Foreclosed property	6,240.00
Other receivables	1,335.10
State road aid receivable	40,980.00
Emergencies and deferred charges
TOTAL ASSETS	\$478,944.20

Cash liabilities	\$100,791.65
Reserves for receivables	138,023.47
Surplus revenue	240,129.08

TOTAL LIABILITIES AND SURPLUS	\$478,944.20
--	---------------------

LITTLE FERRY BOROUGH—BERGEN COUNTY

Population Census, 1950—4,955 Land Area 1.5 sq. mi. Net Valuation Taxable \$3,883,384

EXPENDITURES AND RE-REQUIRED PAYMENTS FOR 1956	
General Government	
Administrative and executive	\$20,640.00
Assessment and collection of taxes	12,300.00
Finance Department
Protection to Persons & Property	
Fire	23,795.00
Police	58,340.00
Other
Streets and Roads	
Repairs and maintenance	27,605.00
Street lighting	6,500.00
Sanitation	
Street cleaning
Garbage and ash removal	15,000.00
Sewers	24,435.00
Health and Charities	
Health service	3,200.00
Welfare—public assistance	2,500.00
Hospitals (aid and maintenance).
Other
Recreation	
Beaches and boardwalks
Parks and playgrounds	6,120.00
Other
Educational	
(Exclusive of school districts)	12,150.00
Unclassified Purposes	
(Including contingent)	2,000.00
SUB-TOTAL—Municipal functions..	\$214,585.00
Per Capita—Municipal functions \$43.31	
Capital imp'ts and capital imp't fund	\$4,774.64
Debt Service	
Principal payments	\$19,000.00
Interest payments	5,728.25
Total	24,728.25
Per Capita Debt Service \$4.99	
Deferred Charges and Statutory Expenditures	
Emergencies
Other deferred chgs.	\$9,671.00
Total	9,671.00
TOTAL—Municipal expenditures	\$253,758.89
Required Payments for Local School, County, and Special District Taxes	
	262,232.11
TOTAL EXPENDITURES AND RE-REQUIRED PAYMENTS	\$515,991.00
Reserve for uncollected taxes	\$44,784.15
GRAND TOTAL—Budget	\$560,775.15
RECEIPTS AND REVENUES REALIZED IN 1956 TO MEET EXPENDITURES AND RE-REQUIRED PAYMENTS	
Surplus revenue appropriated	\$40,000.00
Miscellaneous revenues realized.	76,998.37
State aid revenues realized	3,397.00
Delinquent taxes including	
liens—1956 collections	25,680.97
current taxes—1956 collections..	418,190.12
Emergency borrowings
TOTAL RECEIPTS AND REVENUES REALIZED	\$564,266.46
CAPITAL OUTLAY—1956	
Beaches and boardwalks
Buildings and equipment	\$23,640.30
Parks and playgrounds
Sewers	5,394.56
Streets, roads and bridges	12,242.94
Water supply
Other

Tax rate	\$11.32
Local school tax rate	5.53
County tax rate	1.22
Local purpose tax rate	4.57
TAXES	
Local school tax	\$214,769.20
County taxes	47,462.91
Special district taxes
Local purpose levy	\$262,232.11
	177,286.04
Total tax levy (tax duplicate) ..	\$439,518.15
Per Capita Total Tax Levy	\$88.70
Current	
1956 taxes levied (total)	\$440,686.59
Collected in 1956	418,190.12
Per cent of levy collected in 1956	94.89
Transferred to liens
Cancelled, abated or adjusted
Outstanding December 31, 1956 ..	\$22,496.47
All Prior Years Outstanding	
Balance January 1, 1956	\$37,456.67
Collected in 1956	21,807.63
Balance December 31, 1956	\$15,649.04
Tax Title Liens Outstanding	
Balance January 1, 1956	\$23,592.19
Redeemed by cash	3,873.34
Balance December 31, 1956	\$19,718.85
Property Acquired by Deed or Foreclosure	
Balance January 1, 1956	\$59,699.00
Sale for cash
Balance December 31, 1956	\$59,699.00

CAPITAL DEBT, DECEMBER 31, 1956	
Gross Debt	
School debt	\$320,000.00
Self-liquidating debt.
Other capital debt	229,975.00
TOTAL GROSS DEBT	\$549,975.00
Per Capita Gross Debt	\$110.99
Deductions for	
School debt	\$201,964.00
Self-liquidating debt.
Other capital debt
TOTAL DEDUCTIONS	201,964.00
NET DEBT	\$348,011.00
Average Assessed Valuations	
Real Property 1954-1955-1956..	\$3,366,070.00
Per Cent of Net Debt	10.33

CURRENT FINANCES DECEMBER 31, 1956	
Cash	\$103,671.49
Taxes receivable	38,145.51
Tax title liens	19,718.85
Foreclosed property	59,699.00
Other receivables	686.12
State road aid receivable	4,371.78
Emergencies and deferred charges
TOTAL ASSETS	\$226,292.75
Cash liabilities	\$26,589.49
Reserves for receivables	118,249.48
Surplus revenue	81,453.78
TOTAL LIABILITIES AND SURPLUS	\$226,292.75

LITTLE SILVER BOROUGH—MONMOUTH COUNTY

Population Census, 1950—2,595

Land Area 2.8 sq. mi.

Net Valuation Taxable \$4,256,829

EXPENDITURES AND REQUIRED PAYMENTS FOR 1956

General Government	
Administrative and executive	\$24,611.00
Assessment and collection of taxes	7,469.00
Finance Department	2,420.00
Protection to Persons & Property	
Fire	11,375.00
Police	35,814.00
Other
Streets and Roads	
Repairs and maintenance	31,550.00
Street lighting	7,000.00
Sanitation	
Street cleaning
Garbage and ash removal	11,930.00
Sewers
Health and Charities	
Health service	2,815.00
Welfare—public assistance	1,625.00
Hospitals (aid and maintenance)
Other
Recreation	
Beaches and boardwalks
Parks and playgrounds	1,250.00
Other
Educational	
(Exclusive of school districts)
Unclassified Purposes	
(Including contingent)	500.00
SUB-TOTAL—Municipal functions..	\$138,359.00

Per Capita—Municipal functions	\$53.32
Capital imp'ts and capital imp't fund	\$2,500.00
Debt Service	
Principal payments	\$1,500.00
Interest payments	146.25
Total	1,646.25
Per Capita Debt Service	\$0.63
Deferred Charges and Statutory Expenditures	
Emergencies	\$1,600.00
Other deferred chgs.	5,227.34
Total	6,827.34

TOTAL—Municipal expenditures \$149,332.59

Required Payments for Local School, County, and Special District Taxes 378,648.95

TOTAL EXPENDITURES AND REQUIRED PAYMENTS \$527,981.54

Reserve for uncollected taxes \$29,491.40

GRAND TOTAL—Budget \$557,472.94

RECEIPTS AND REVENUES REALIZED IN 1956 TO MEET EXPENDITURES AND REQUIRED PAYMENTS

Surplus revenue appropriated	\$25,000.00
Miscellaneous revenues realized.	38,925.10
State aid revenues realized	2,650.00
Delinquent taxes including liens—1956 collections	12,603.26
Current taxes—1956 collections.. . . .	462,803.64
Emergency borrowings
TOTAL RECEIPTS AND REVENUES REALIZED	\$541,982.00

CAPITAL OUTLAY—1956

Beaches and boardwalks
Buildings and equipment
Parks and playgrounds
Sewers
Streets, roads and bridges	\$17,593.33
Water supply
Other

Tax rate	\$11.32
Local school tax rate	6.57
County tax rate	2.32
Local purpose tax rate	2.43

TAXES

Local school tax	\$279,691.29
County taxes	98,957.66
Special district taxes
Local purpose levy	\$378,648.95
	103,173.99
Total tax levy (tax duplicate)	\$481,822.94
Per Capita Total Tax Levy	\$185.67

Current	
1956 taxes levied (total)	\$488,889.05
Collected in 1956	462,803.64
Per cent of levy collected in 1956	94.66
Transferred to liens	67.92
Cancelled, abated or adjusted	2,252.59
Outstanding December 31, 1956	\$23,764.90

All Prior Years Outstanding	
Balance January 1, 1956	\$12,926.36
Collected in 1956	12,603.26
Balance December 31, 1956	\$283.20

Tax Title Liens Outstanding	
Balance January 1, 1956	\$429.50
Redeemed by cash
Balance December 31, 1956	\$553.14

Property Acquired by Deed or Foreclosure	
Balance January 1, 1956	\$8,175.00
Sale for cash
Balance December 31, 1956	\$8,175.00

CAPITAL DEBT, DECEMBER 31, 1956

Gross Debt	
School debt	\$348,000.00
Self-liquidating debt.
Other capital debt	19,450.00

TOTAL GROSS DEBT \$367,450.00

Per Capita Gross Debt \$141.60

Deductions for	
School debt	\$235,443.00
Self-liquidating debt.
Other capital debt

TOTAL DEDUCTIONS 235,443.00

NET DEBT \$132,007.00

Average Assessed Valuations	
Real Property 1954-1955-1956.. . . .	\$3,924,052.00
Per Cent of Net Debt	3.36

CURRENT FINANCES DECEMBER 31, 1956

Cash	\$63,764.68
Taxes receivable	24,048.10
Tax title liens	553.14
Foreclosed property	8,175.00
Other receivables	11,410.90
State road aid receivable
Emergencies and deferred charges

TOTAL ASSETS \$107,951.82

Cash liabilities	\$24,958.56
Reserves for receivables	44,187.14
Surplus revenue	38,806.12

TOTAL LIABILITIES AND SURPLUS \$107,951.82

LIVINGSTON TOWNSHIP—ESSEX COUNTY

Population Census, 1950—9,932 Land Area 14.0 sq. mi. Net Valuation Taxable \$29,200,000

EXPENDITURES AND REQUIRED PAYMENTS FOR 1956	
General Government	
Administrative and executive	\$93,299.20
Assessment and collection of taxes	22,620.00
Finance Department	5,350.00
Protection to Persons & Property	
Fire	52,555.86
Police	196,462.83
Other
Streets and Roads	
Repairs and maintenance	129,414.00
Street lighting	24,789.51
Sanitation	
Street cleaning
Garbage and ash removal
Sewers	45,842.35
Health and Charities	
Health service	17,714.81
Welfare—public assistance	5,634.37
Hospitals (aid and maintenance)
Other
Recreation	
Beaches and boardwalks
Parks and playgrounds	50,497.38
Other
Educational	
(Exclusive of school districts) ..	43,940.00
Unclassified Purposes	
(Including contingent)	7,500.00
SUB-TOTAL—Municipal functions..	\$695,620.31
Per Capita—Municipal functions \$70.04	
Capital imp'ts and capital imp't fund	\$69,550.00
Debt Service	
Principal payments .	\$74,220.25
Interest payments ..	33,582.80
Total	107,803.05
Per Capita Debt Service \$10.85	
Deferred Charges and Statutory Expenditures	
Emergencies	\$13,000.00
Other deferred chgs.	32,637.75
Total	45,637.75
TOTAL—Municipal expenditures ...	\$918,611.11
Required Payments for Local School, County, and Special District Taxes	
	1,908,745.16
TOTAL EXPENDITURES AND REQUIRED PAYMENTS	\$2,827,356.27
Reserve for uncollected taxes	\$210,711.19
GRAND TOTAL—Budget	\$3,038,067.46
RECEIPTS AND REVENUES REALIZED IN 1956 TO MEET EXPENDITURES AND REQUIRED PAYMENTS	
Surplus revenue appropriated ..	\$368,000.00
Miscellaneous revenues realized ..	379,283.82
State aid revenues realized	6,853.00
Delinquent taxes including
Liens—1956 collections	85,705.22
Current taxes—1956 collections..	2,224,173.06
Emergency borrowings
TOTAL RECEIPTS AND REVENUES REALIZED	\$3,064,015.10

CAPITAL OUTLAY—1956

Beaches and boardwalks
Buildings and equipment	\$65,344.85
Parks and playgrounds	244.80
Sewers	1,144,396.61
Streets, roads and bridges	454.77
Water supply	168,818.59
Other	16,011.64

Tax rate	\$7.84
Local school tax rate	4.37
County tax rate	2.17
Local purpose tax rate	1.30
TAXES	
Local school tax ...	\$1,275,612.64
County taxes	633,132.52
Special district taxes
Local purpose levy	\$1,908,745.16
	380,722.30
Total tax levy (tax duplicate) ..	\$2,289,467.46
Per Capita Total Tax Levy	
	\$230.51
Current	
1956 taxes levied (total)	\$2,338,103.46
Collected in 1956	2,224,173.06
Per cent of levy collected in 1956 ...	95.12
Transferred to liens	1,087.38
Cancelled, abated or adjusted ...	7,166.48
Outstanding December 31, 1956 ..	\$105,676.54
All Prior Years Outstanding	
Balance January 1, 1956	\$114,957.19
Collected in 1956	81,658.92
Balance December 31, 1956	\$32,314.38
Tax Title Liens Outstanding	
Balance January 1, 1956	\$11,828.77
Redeemed by cash	4,046.30
Balance December 31, 1956	\$8,627.77
Property Acquired by Deed or Foreclosure	
Balance January 1, 1956	\$205,780.00
Sale for cash	3,385.00
Balance December 31, 1956	\$204,980.00

CAPITAL DEBT, DECEMBER 31, 1956

Gross Debt	
School debt	\$7,229,000.00
Self-liquidating debt ..	574,740.00
Other capital debt ..	2,350,406.00
TOTAL GROSS DEBT	\$10,154,146.00
Per Capita Gross Debt	
	\$1,022.37

Deductions for	
School debt	\$2,118,061.00
Self-liquidating debt ..	574,740.00
Other capital debt ..	33,596.00
TOTAL DEDUCTIONS	2,726,397.00
NET DEBT	\$7,427,749.00

Average Assessed Valuations	
Real Property 1954-1955-1956..	\$26,475,767.00
Per Cent of Net Debt	28.06

CURRENT FINANCES DECEMBER 31, 1956

Cash	\$229,189.55
Taxes receivable	137,990.92
Tax title liens	8,627.77
Foreclosed property	204,980.00
Other receivables	495,102.33
State road aid receivable
Emergencies and deferred charges ..	72,385.83
TOTAL ASSETS	\$1,148,276.40
Cash liabilities	\$79,474.42
Reserves for receivables	846,701.02
Surplus revenue	222,100.96
TOTAL LIABILITIES AND SURPLUS	\$1,148,276.40

LODI BOROUGH—BERGEN COUNTY

Population Census, 1950—15,392

Land Area 2.2 sq. mi.

Net Valuation Taxable \$24,586,357

EXPENDITURES AND REQUIRED PAYMENTS FOR 1956

General Government	
Administrative and executive	\$86,255.00
Assessment and collection of taxes	37,465.00
Finance Department	3,500.00
Protection to Persons & Property	
Fire	45,060.00
Police	207,910.00
Other
Streets and Roads	
Repairs and maintenance	71,950.00
Street lighting	20,800.00
Sanitation	
Street cleaning
Garbage and ash removal	62,800.00
Sewers	48,050.00
Health and Charities	
Health service	30,175.00
Welfare—public assistance	19,450.00
Hospitals (aid and maintenance)	750.00
Other	500.00
Recreation	
Beaches and boardwalks
Parks and playgrounds	2,000.00
Other	6,775.00
Educational	
(Exclusive of school districts) ..	21,000.00
Unclassified Purposes	
(Including contingent)	3,000.00
SUB-TOTAL—Municipal functions..	\$667,440.00
Per Capita—Municipal functions	
Capital imp'ts and capital imp't fund	\$43.36
Debt Service	\$5,000.00
Principal payments ..	\$100,000.00
Interest payments ..	72,405.00
Total	172,405.00
Per Capita Debt Service	
Deferred Charges and Statutory Expenditures	\$11.20
Emergencies	\$34,250.00
Other deferred chgs.	48,762.16
Total	83,012.16
TOTAL—Municipal expenditures ...	\$927,857.16
Required Payments for Local School, County, and Special District Taxes	
.....	838,934.34
TOTAL EXPENDITURES AND REQUIRED PAYMENTS	\$1,766,791.50
Reserve for uncollected taxes	\$60,505.56
GRAND TOTAL—Budget	\$1,827,297.06
RECEIPTS AND REVENUES REALIZED IN 1956 TO MEET EXPENDITURES AND REQUIRED PAYMENTS	
Miscellaneous revenues realized ..	\$80,629.34
State aid revenues realized	258,579.18
Delinquent taxes including	9,737.00
Liens—1956 collections	51,391.75
Emergency borrowings	1,428,582.22
Current taxes—1956 collections
TOTAL RECEIPTS AND REVENUES REALIZED	\$1,828,919.49

CAPITAL OUTLAY—1956

Beaches and boardwalks
Buildings and equipment	\$6,461.47
Parks and playgrounds
Sewers
Streets, roads and bridges	11,648.94
Water supply	19,500.72
Other

Tax rate	\$5.07
Local school tax rate	2.76
County tax rate	0.65
Local purpose tax rate	2.56

TAXES

Local school tax ...	\$679,772.91	
County taxes	159,161.43	
Special district taxes	
Local purpose levy	\$838,934.34
Total tax levy (tax duplicate)	\$1,467,269.10
Per Capita Total Tax Levy		
.....	\$95.33	
Current		
1956 taxes levied (total)		\$1,492,239.59
Collected in 1956		1,428,582.22
Per cent of levy collected in 1956 ...	95.73	
Transferred to liens		262.68
Cancelled, abated or adjusted ...		11,492.25
Outstanding December 31, 1956 ..		\$51,902.44
All Prior Years Outstanding		
Balance January 1, 1956		\$73,760.19
Collected in 1956		50,641.75
Balance December 31, 1956		\$23,085.68
Tax Title Liens Outstanding		
Balance January 1, 1956		\$7,148.74
Redeemed by cash		750.00
Balance December 31, 1956		\$525.97
Property Acquired by Deed or Foreclosure		
Balance January 1, 1956		\$26,425.50
Sale for cash		13,750.00
Balance December 31, 1956		\$24,622.50

CAPITAL DEBT, DECEMBER 31, 1956

Gross Debt	
School debt	\$859,000.00
Self-liquidating debt ..	380,000.00
Other capital debt ..	1,871,300.00
TOTAL GROSS DEBT	\$3,110,300.00
Per Capita Gross Debt	
.....	\$202.07
Deductions for	
School debt	\$859,000.00
Self-liquidating debt ..	380,000.00
Other capital debt
TOTAL DEDUCTIONS	1,239,000.00
NET DEBT	\$1,871,300.00
Average Assessed Valuations	
Real Property 1954-1955-1956 ..	\$16,590,529.00
Per Cent of Net Debt	11.27

CURRENT FINANCES DECEMBER 31, 1956

Cash	\$130,012.61
Taxes receivable	74,988.12
Tax title liens	525.97
Foreclosed property	24,622.50
Other receivables
State road aid receivable	1,748.71
Emergencies and deferred charges
TOTAL ASSETS	\$231,897.91
Cash liabilities	\$60,692.15
Reserves for receivables	100,136.59
Surplus revenue	71,069.17
TOTAL LIABILITIES AND SURPLUS	\$231,897.91

LOGAN TOWNSHIP—GLOUCESTER COUNTY

Population Census, 1950—2,222 Land Area 24.11 sq. mi. Net Valuation Taxable \$1,339,397

EXPENDITURES AND RE-REQUIRED PAYMENTS FOR 1956	
General Government	
Administrative and executive	\$7,325.00
Assessment and collection of taxes	1,800.00
Finance Department	600.00
Protection to Persons & Property	
Fire	5,800.00
Police	850.00
Other
Streets and Roads	
Repairs and maintenance	9,961.11
Street lighting	2,650.00
Sanitation	
Street cleaning
Garbage and ash removal
Sewers
Health and Charities	
Health service	770.00
Welfare—public assistance	850.00
Hospitals (aid and maintenance)
Other	300.00
Recreation	
Beaches and boardwalks
Parks and playgrounds
Other
Educational	
(Exclusive of school districts)
Unclassified Purposes	
(Including contingent)	50.00
SUB-TOTAL—Municipal functions..	\$30,956.11
Per Capita—Municipal functions \$13.93	
Capital imp'ts and capital imp't fund	\$4,333.33
Debt Service	
Principal payments
Interest payments ..	\$50.00
Total	50.00
Per Capita Debt Service \$0.02	
Deferred Charges and Statutory Expenditures	
Emergencies
Other deferred chgs.	\$50.00
Total	50.00
TOTAL—Municipal expenditures . . .	\$35,389.44
Required Payments for Local School, County, and Special District Taxes 85,134.65	
TOTAL EXPENDITURES AND REQUIRED PAYMENTS	\$120,524.09
Reserve for uncollected taxes	\$17,765.00
GRAND TOTAL—Budget	\$138,289.09
RECEIPTS AND REVENUES REALIZED IN 1956 TO MEET EXPENDITURES AND RE-REQUIRED PAYMENTS	
Surplus revenue appropriated	\$7,819.44
Miscellaneous revenues realized.	22,565.05
State aid revenues realized	9,931.00
Delinquent taxes including
liens—1956 collections	15,656.66
current taxes—1956 collections..	84,554.63
Emergency borrowings
TOTAL RECEIPTS AND REVENUES REALIZED	\$140,526.78

CAPITAL OUTLAY—1956

Beaches and boardwalks
Buildings and equipment
Parks and playgrounds
Sewers
Streets, roads and bridges
Water supply
Other

Tax rate	\$7.28
Local school tax rate	5.13
County tax rate	1.22
Local purpose tax rate	0.93
TAXES	
Local school tax	\$68,742.01
County taxes	16,392.64
Special district taxes
Local purpose levy	\$85,134.65
Total tax levy (tax duplicate) ..	\$97,334.65
Per Capita Total Tax Levy	\$43.80
Current	
1956 taxes levied (total)	\$98,069.65
Collected in 1956	84,554.63
Per cent of levy collected in 1956	86.21
Transferred to liens
Cancelled, abated or adjusted
Outstanding December 31, 1956	\$13,515.02
All Prior Years Outstanding	
Balance January 1, 1956	\$28,501.32
Collected in 1956	15,422.10
Balance December 31, 1956	\$13,079.22
Tax Title Liens Outstanding	
Balance January 1, 1956	\$1,671.62
Redeemed by cash	234.56
Balance December 31, 1956	\$1,437.06
Property Acquired by Deed or Foreclosure	
Balance January 1, 1956	\$125.00
Sale for cash
Balance December 31, 1956	\$125.00

CAPITAL DEBT, DECEMBER 31, 1956

Gross Debt	
School debt	\$82,000.00
Self-liquidating debt.
Other capital debt
TOTAL GROSS DEBT	\$82,000.00
Per Capita Gross Debt	\$36.90
Deductions for	
School debt	\$68,411.00
Self-liquidating debt.
Other capital debt
TOTAL DEDUCTIONS	68,411.00
NET DEBT	\$13,589.00

Average Assessed Valuations	
Real Property 1954-1955-1956..	\$1,140,184.00
Per Cent of Net Debt	1.19

CURRENT FINANCES DECEMBER 31, 1956	
Cash	\$111,876.49
Taxes receivable	26,594.24
Tax title liens	1,437.06
Foreclosed property	125.00
Other receivables
State road aid receivable	4,681.80
Emergencies and deferred charges
TOTAL ASSETS	\$144,714.59
Cash liabilities	\$34,989.74
Reserves for receivables	28,156.30
Surplus revenue	81,568.55
TOTAL LIABILITIES AND SURPLUS	\$144,714.59

LONG BEACH TOWNSHIP—OCEAN COUNTY

Population Census, 1950—840

Land Area 4.2 sq. mi.

Net Valuation Taxable \$6,410,599

EXPENDITURES AND REQUIRED PAYMENTS FOR 1956

General Government	
Administrative and executive	\$55,828.32
Assessment and collection of taxes	14,196.03
Finance Department
Protection to Persons & Property	
Fire	16,028.87
Police	40,874.09
Other
Streets and Roads	
Repairs and maintenance	75,129.77
Street lighting	15,731.98
Sanitation	
Street cleaning
Garbage and ash removal	30,180.00
Sewers
Health and Charities	
Health service	850.00
Welfare—public assistance	450.00
Hospitals (aid and maintenance)
Other	5,608.41
Recreation	
Beaches and boardwalks	21,889.75
Parks and playgrounds
Other
Educational	
(Exclusive of school districts)
Unclassified Purposes	
(Including contingent)
SUB-TOTAL—Municipal functions..	\$276,767.22
Per Capita—Municipal functions	
.....	\$329.48
Capital imp'ts and capital imp't fund	\$31,666.67
Debt Service	
Principal payments ..	\$26,000.00
Interest payments ..	18,933.50
Total	44,933.50
Per Capita Debt Service	
.....	\$53.49
Deferred Charges and Statutory Expenditures	
Emergencies
Other deferred chgs.	\$5,629.37
Total	5,629.37
TOTAL—Municipal expenditures ...	\$358,996.76
Required Payments for Local School, County, and Special District Taxes	
.....	230,973.72
TOTAL EXPENDITURES AND REQUIRED PAYMENTS	\$589,970.48
Reserve for uncollected taxes	\$35,557.92
GRAND TOTAL—Budget	\$625,528.40
RECEIPTS AND REVENUES REALIZED IN 1956 TO MEET EXPENDITURES AND REQUIRED PAYMENTS	
Miscellaneous revenue appropriated ..	\$85,000.00
Miscellaneous revenues realized	83,738.53
State aid revenues realized	7,193.00
Delinquent taxes including	
Liens—1956 collections	19,661.52
Current taxes—1956 collections..	440,035.43
Emergency borrowings
TOTAL RECEIPTS AND REVENUES REALIZED	\$635,628.48
CAPITAL OUTLAY—1956	
Beaches and boardwalks	\$14,000.00
Buildings and equipment
Parks and playgrounds
Sewers
Streets, roads and bridges
Water supply
Other	3,810.53

Tax rate	\$7.07
Local school tax rate	1.49
County tax rate	2.11
Local purpose tax rate	3.47

TAXES

Local school tax ...	\$95,690.80
County taxes	135,282.92
Special district taxes
Local purpose levy	222,254.68
Total tax levy (tax duplicate) ..	\$453,228.40

Per Capita Total Tax Levy	\$539.56
--	-----------------

Current

1956 taxes levied (total)	\$463,150.73
Collected in 1956	440,035.43
Per cent or levy collected in 1956 ...	95.00
Transferred to liens	562.52
Cancelled, abated or adjusted	711.60
Outstanding December 31, 1956 ..	\$21,841.18

All Prior Years Outstanding

Balance January 1, 1956	\$19,365.00
Collected in 1956	19,251.54
Balance December 31, 1956	\$113.46

Tax Title Liens Outstanding

Balance January 1, 1956	\$21,989.06
Redeemed by cash	409.98
Balance December 31, 1956	\$21,645.55

Property Acquired by Deed or Foreclosure

Balance January 1, 1956	\$4,844.08
Sale for cash	19,475.00
Balance December 31, 1956	\$4,000.00

CAPITAL DEBT, DECEMBER 31, 1956

Gross Debt

School debt	\$794,687.00
Self-liquidating debt
Other capital debt ..	525,000.00

TOTAL GROSS DEBT **\$1,319,687.00**

Per Capita Gross Debt **\$1,571.06**

Deductions for

School debt	\$794,687.00
Self-liquidating debt
Other capital debt

TOTAL DEDUCTIONS **794,687.00**

NET DEBT **\$525,000.00**

Average Assessed Valuations

Real Property 1954-1955-1956..	\$5,688,692.00
Per Cent of Net Debt	9.22

CURRENT FINANCES DECEMBER 31, 1956

Cash	\$102,019.34
Taxes receivable	21,954.64
Tax title liens	21,645.55
Foreclosed property	4,000.00
Other receivables	3,831.27
State road aid receivable
Emergencies and deferred charges ..	16,075.46
TOTAL ASSETS	\$169,526.26
Cash liabilities	\$17,746.20
Reserves for receivables	51,431.46
Surplus revenue	100,348.60
TOTAL LIABILITIES AND SURPLUS	\$169,526.26

LONG BRANCH CITY—MONMOUTH COUNTY

Population Census, 1950—23,090

Land Area 5.1 sq. mi.

Net Valuation Taxable \$20,265,903

EXPENDITURES AND REQUIRED PAYMENTS FOR 1956	
General Government	
Administrative and executive	\$132,590.00
Assessment and collection of taxes ..	27,190.00
Finance Department	31,420.00
Protection to Persons & Property	
Fire	128,220.65
Police	309,820.00
Other	17,349.35
Streets and Roads	
Repairs and maintenance	160,870.00
Street lighting	77,750.00
Sanitation	
Street cleaning	11,445.00
Garbage and ash removal	71,788.00
Sewers
Health and Charities	
Health service	39,150.00
Welfare—public assistance	29,800.00
Hospitals (aid and maintenance) ..	4,250.00
Other	1,000.00
Recreation	
Beaches and boardwalks	77,451.00
Parks and playgrounds	20,000.00
Other
Educational	
(Exclusive of school districts) ..	35,025.00
Unclassified Purposes	
(Including contingent)	16,725.00
SUB-TOTAL—Municipal functions..	\$1,191,844.00
Per Capita—Municipal functions	
Capital imp'ts and capital imp't fund	\$59,250.00
Debt Service	
Principal payments .	\$201,000.00
Interest payments ..	82,283.75
Total	*283,283.75
Per Capita Debt Service	
	\$12.27
Deferred Charges and Statutory Expenditures	
Emergencies
Other deferred chgs.	\$92,825.50
Total	92,825.50
TOTAL—Municipal expenditures ...	\$1,627,203.25
Required Payments for Local School, County, and Special District Taxes	
	1,204,408.82
TOTAL EXPENDITURES AND REQUIRED PAYMENTS	\$2,831,612.07
Reserve for uncollected taxes	\$313,336.75
GRAND TOTAL—Budget	\$3,144,948.82
RECEIPTS AND REVENUES REALIZED IN 1956 TO MEET EXPENDITURES AND REQUIRED PAYMENTS	
Surplus revenue appropriated ..	\$356,423.00
Miscellaneous revenues realized.	659,674.27
State aid revenues realized	53,929.25
Delinquent taxes including
liens—1956 collections	191,755.68
current taxes—1956 collections..	1,941,034.25
Emergency borrowings
TOTAL RECEIPTS AND REVENUES REALIZED	\$3,202,816.45

CAPITAL OUTLAY—1956

Beaches and boardwalks	\$72,364.87
Buildings and equipment	357,960.49
Parks and playgrounds
Sewers
Streets, roads and bridges
Water supply
Other	108,414.93

Tax rate	\$10.58
Local school tax rate	5.07
County tax rate	1.46
Local purpose tax rate	4.05

TAXES

Local school tax ...	\$1,026,764.93
County taxes	295,753.89
Special district taxes
Local purpose levy	\$1,322,518.82
	826,000.00
Total tax levy (tax duplicate) ..	\$2,148,518.82

Per Capita Total Tax Levy	\$93.05
--	----------------

Current

1956 taxes levied (total)	\$2,164,111.11
Collected in 1956	1,941,034.25
Per cent of levy collected in 1956 ...	89.69
Transferred to liens
Cancelled, abated or adjusted	12,808.06
Outstanding December 31, 1956 ..	\$210,268.80

All Prior Years Outstanding

Balance January 1, 1956	\$212,026.10
Collected in 1956	190,347.22
Balance December 31, 1956	\$17,771.47

Tax Title Liens Outstanding

Balance January 1, 1956	\$63,478.19
Reeemed by cash	1,408.46
Balance December 31, 1956	\$62,069.73

Property Acquired by Deed or Foreclosure

Balance January 1, 1956	\$315,725.00
Sale for cash	27,270.00
Balance December 31, 1956	\$315,725.00

CAPITAL DEBT, DECEMBER 31, 1956

Gross Debt	
School debt	\$2,265,000.00
Self-liquidating debt	1,408.46
Other capital debt ..	1,365,760.00
TOTAL GROSS DEBT	\$3,630,760.00
Per Capita Gross Debt	\$157.24

Deductions for

School debt	\$1,496,973.00
Self-liquidating debt
Other capital debt ..	179,000.00

TOTAL DEDUCTIONS	1,675,973.00
NET DEBT	\$1,954,787.00

Average Assessed Valuations

Real Property 1954-1955-1956..	\$18,712,167.00
Per Cent of Net Debt	10.44

CURRENT FINANCES DECEMBER 31, 1956

Cash	\$587,670.49
Taxes receivable	228,040.27
Tax title liens	62,069.73
Foreclosed property	315,725.00
Other receivables	239,607.85
State road aid receivable	7,427.12
Emergencies and deferred charges
TOTAL ASSETS	\$1,440,540.46

Cash liabilities	\$244,726.76
Reserves for receivables	845,442.85
Surplus revenue	350,370.85
TOTAL LIABILITIES AND SURPLUS	\$1,440,540.46

* Includes \$118,110.00 Chapter VI School Debt Service.

LONGPORT BOROUGH—ATLANTIC COUNTY

Population Census, 1950—618

Land Area 0.44 sq. mi.

Net Valuation Taxable \$2,350,580

EXPENDITURES AND REQUIRED PAYMENTS FOR 1956

General Government	
Administrative and executive	\$37,170.00
Assessment and collection of taxes	2,780.00
Finance Department
Protection to Persons & Property	
Fire	2,826.00
Police	51,294.00
Other
Streets and Roads	
Repairs and maintenance	30,433.33
Street lighting	7,600.00
Sanitation	
Street cleaning
Garbage and ash removal	6,000.00
Sewers	36,375.00
Health and Charities	
Health service
Welfare—public assistance	550.00
Hospitals (aid and maintenance)
Other
Recreation	
Beaches and boardwalks	22,975.00
Parks and playgrounds	20,525.00
Other
Educational	
(Exclusive of school districts)
Unclassified Purposes	
(Including contingent)	1,000.00
SUB-TOTAL—Municipal functions..	\$219,528.33

Per Capita—Municipal functions	\$355.22
Capital imp'ts and capital imp't fund	\$11,961.11
Debt Service	
Principal payments ..	\$16,000.00
Interest payments ..	6,750.00
Total	22,750.00
Per Capita Debt Service	\$36.81
Deferred Charges and Statutory Expenditures	
Emergencies	\$9,500.00
Other deferred chgs.	7,632.56
Total	17,132.56

TOTAL—Municipal expenditures ...	\$271,372.00
Required Payments for Local School, County, and Special District Taxes	102,238.60

TOTAL EXPENDITURES AND REQUIRED PAYMENTS	\$373,610.60
Reserve for uncollected taxes	\$22,988.71
GRAND TOTAL—Budget	\$396,599.31

RECEIPTS AND REVENUES REALIZED IN 1956 TO MEET EXPENDITURES AND REQUIRED PAYMENTS	
Surplus revenue appropriated ..	\$57,000.00
Miscellaneous revenues realized.	28,597.15
State aid revenues realized	6,340.00
Delinquent taxes including	
liens—1956 collections	13,830.52
Current taxes—1956 collections..	276,495.24
Emergency borrowings
TOTAL RECEIPTS AND REVENUES REALIZED	\$382,262.91

CAPITAL OUTLAY—1956

Beaches and boardwalks
Buildings and equipment
Parks and playgrounds
Sewers
Streets, roads and bridges	\$5,236.35
Water supply
Other

Tax rate	\$12.24
Local school tax rate	1.83
County tax rate	2.51
Local purpose tax rate	7.90

TAXES

Local school tax ...	\$43,095.50	
County taxes	59,143.10	
Special district taxes	
Local purpose levy	185,420.71	
Total tax levy (tax duplicate) ..	\$287,659.31	
Per Capita Total Tax Levy	\$465.47	

Current	
1956 taxes levied (total)	\$290,553.44
Collected in 1956	276,495.24
Per cent of levy collected in 1956 ...	95.16
Transferred to liens
Cancelled, abated or adjusted
Outstanding December 31, 1956 ..	\$14,058.20

All Prior Years Outstanding	
Balance January 1, 1956	\$17,259.02
Collected in 1956	12,726.71
Balance December 31, 1956	\$3,678.13

Tax Title Liens Outstanding	
Balance January 1, 1956	\$1,044.73
Redeemed by cash	1,103.81
Balance December 31, 1956	\$912.80

Property Acquired by Deed or Foreclosure	
Balance January 1, 1956	\$22,185.00
Sale for cash
Balance December 31, 1956	\$22,185.00

CAPITAL DEBT, DECEMBER 31, 1956

Gross Debt	
School debt
Self-liquidating debt.
Other capital debt ..	\$190,500.00
TOTAL GROSS DEBT	\$190,500.00
Per Capita Gross Debt	\$308.25

Deductions for	
School debt
Self-liquidating debt.
Other capital debt
TOTAL DEDUCTIONS
NET DEBT	\$190,500.00

Average Assessed Valuations	
Real Property 1954-1955-1956..	\$2,186,797.00
Per Cent of Net Debt	8.71

CURRENT FINANCES DECEMBER 31, 1956

Cash	\$48,775.88
Taxes receivable	17,736.33
Tax title liens	912.80
Foreclosed property	22,185.00
Other receivables	568.62
State road aid receivable	10,018.75
Emergencies and deferred charges ..	9,000.00
TOTAL ASSETS	\$109,197.38

Cash liabilities	\$28,940.29
Reserves for receivables	41,402.75
Surplus revenue	38,854.34

TOTAL LIABILITIES AND SURPLUS	\$109,197.38
--	---------------------

LOPATCONG TOWNSHIP—WARREN COUNTY

Population Census, 1950—1,737 Land Area 6.9 sq. mi. Net Valuation Taxable \$2,267,333

EXPENDITURES AND RE-REQUIRED PAYMENTS FOR 1956	
General Government	
Administrative and executive	\$7,175.00
Assessment and collection of taxes ..	2,600.00
Finance Department	425.00
Protection to Persons & Property	
Fire	2,175.00
Police	1,800.00
Other
Streets and Roads	
Repairs and maintenance	20,833.33
Street lighting	2,200.00
Sanitation	
Street cleaning
Garbage and ash removal
Sewers
Health and Charities	
Health service	895.00
Welfare—public assistance	260.00
Hospitals (aid and maintenance)
Other
Recreation	
Beaches and boardwalks
Parks and playgrounds	450.00
Other
Educational (Exclusive of school districts) ..	
.....
Unclassified Purposes (Including contingent)	
.....	150.00
SUB-TOTAL—Municipal functions..	\$38,963.33
Per Capita—Municipal functions	
.....	\$22.43
Capital imp'ts and capital imp't fund	\$14,300.00
Debt Service	
Principal payments
Interest payments
Total
Per Capita Debt Service	
.....
Deferred Charges and Statutory Expenditures	
Emergencies
Other deferred chgs.	\$250.00
Total	250.00
TOTAL—Municipal expenditures ...	\$53,513.33
Required Payments for Local School, County, and Special District Taxes	
.....	121,088.15
TOTAL EXPENDITURES AND REQUIRED PAYMENTS	\$174,601.48
Reserve for uncollected taxes	\$19,522.35
GRAND TOTAL—Budget	\$194,123.83
RECEIPTS AND REVENUES REALIZED IN 1956 TO MEET EXPENDITURES AND RE-REQUIRED PAYMENTS	
Surplus revenue appropriated ..	\$12,000.00
Miscellaneous revenues realized ..	20,608.27
State aid revenues realized	12,703.00
Delinquent taxes including	
liens—1956 collections	6,416.41
current taxes—1956 collections..	134,593.70
Emergency borrowings
TOTAL RECEIPTS AND REVENUES REALIZED	\$186,321.38

CAPITAL OUTLAY—1956

Beaches and boardwalks
Buildings and equipment
Parks and playgrounds
Sewers
Streets, roads and bridges
Water supply
Other

Tax rate	\$6.40
Local school tax rate	3.52
County tax rate	1.82
Local purpose tax rate	1.06

TAXES

Local school tax ...	\$79,744.24	
County taxes	41,343.91	
Special district taxes	
Local purpose levy	\$121,088.15
		23,882.68
Total tax levy (tax duplicate) ..		\$144,970.83

Per Capita Total Tax Levy **\$83.46**

Current

1956 taxes levied (total)	\$147,358.92
Collected in 1956	134,593.70
Per cent of levy collected in 1956 ...	91.33
Transferred to liens	19.20
Cancelled, abated or adjusted	256.00
Outstanding December 31, 1956 ..	\$12,490.02

All Prior Years Outstanding

Balance January 1, 1956	\$14,533.46
Collected in 1956	6,386.37
Balance December 31, 1956	\$6,773.58

Tax Title Liens Outstanding

Balance January 1, 1956	\$392.86
Redeemed by cash	30.04
Balance December 31, 1956	\$197.83

Property Acquired by Deed or Foreclosure

Balance January 1, 1956	\$1,650.00
Sale for cash	1,442.50
Balance December 31, 1956	\$1,210.00

CAPITAL DEBT, DECEMBER 31, 1956

Gross Debt	
School debt	\$300,000.00
Self-liquidating debt.	6,386.37
Other capital debt
TOTAL GROSS DEBT	\$300,000.00
Per Capita Gross Debt	
.....	\$172.71

Deductions for

School debt	\$110,887.00
Self-liquidating debt.
Other capital debt
TOTAL DEDUCTIONS	110,887.00
NET DEBT	\$189,113.00

Average Assessed Valuations

Real Property 1954-1955-1956..	\$1,848,119.00
Per Cent of Net Debt	10.23

CURRENT FINANCES DECEMBER 31, 1956

Cash	\$121,615.36
Taxes receivable	19,263.60
Tax title liens	197.83
Foreclosed property	1,210.00
Other receivables	102.63
State road aid receivable	11,157.96
Emergencies and deferred charges
TOTAL ASSETS	\$153,547.38

Cash liabilities	\$57,001.45
Reserves for receivables	20,774.06
Surplus revenue	75,771.87

TOTAL LIABILITIES AND SURPLUS **\$153,547.38**

LOWER TOWNSHIP—CAPE MAY COUNTY

Population Census, 1950—2,737

Land Area 30.1 sq. mi.

Net Valuation Taxable \$3,891,682

EXPENDITURES AND REQUIRED PAYMENTS FOR 1956

General Government	
Administrative and executive	\$23,308.50
Assessment and collection of taxes	16,435.00
Finance Department	
Protection to Persons & Property	
Fire	2,450.00
Police	13,991.50
Other	
Streets and Roads	
Repairs and maintenance	63,862.22
Street lighting	2,600.00
Sanitation	
Street cleaning	
Garbage and ash removal	
Sewers	7,500.00
Health and Charities	
Health service	6,100.00
Welfare—public assistance	1,320.00
Hospitals (aid and maintenance)	
Other	1,255.00
Recreation	
Beaches and boardwalks	2,160.00
Parks and playgrounds	500.00
Other	
Educational	
(Exclusive of school districts) ..	
Unclassified Purposes	
(Including contingent)	25.00
SUB-TOTAL—Municipal functions..	\$141,507.22

Per Capita—Municipal functions	
	\$51.70
Capital imp'ts and capital imp't fund	\$33,444.44
Debt Service	
Principal payments ..	\$6,000.00
Interest payments ..	1,015.00
Total	7,015.00
Per Capita Debt Service	
	\$2.56
Deferred Charges and Statutory Expenditures	
Emergencies	\$1,000.00
Other deferred chgs.	1,917.41
Total	2,917.41

TOTAL—Municipal expenditures ...	\$184,884.07
---	---------------------

Required Payments for Local School, County, and Special District Taxes	295,127.94
---	-------------------

TOTAL EXPENDITURES AND REQUIRED PAYMENTS	\$480,012.01
---	---------------------

Reserve for uncollected taxes	\$29,498.00
-------------------------------------	-------------

GRAND TOTAL—Budget	\$509,510.01
---------------------------------	---------------------

RECEIPTS AND REVENUES REALIZED IN 1956 TO MEET EXPENDITURES AND REQUIRED PAYMENTS

Surplus revenue appropriated ..	\$72,000.00
Miscellaneous revenues realized.	68,362.43
State aid revenues realized	11,876.00
Delinquent taxes including	
liens—1956 collections	22,476.41
Current taxes—1956 collections..	320,526.04
Emergency borrowings	

TOTAL RECEIPTS AND REVENUES REALIZED	\$495,240.88
---	---------------------

CAPITAL OUTLAY—1956

Beaches and boardwalks	
Buildings and equipment	
Parks and playgrounds	
Sewers	
Streets, roads and bridges	
Water supply	
Other	

Tax rate	\$7.87
Local school tax rate	4.24
County tax rate	2.24
Local purpose tax rate	1.39

TAXES

Local school tax ...	\$165,005.55
County taxes	87,022.39
Special district taxes	43,100.00

Local purpose levy	\$295,127.94
	54,479.00
Total tax levy (tax duplicate) ..	\$349,606.94

Per Capita Total Tax Levy	\$127.73
--	-----------------

Current	
1956 taxes levied (total)	\$349,606.94
Collected in 1956	320,526.04
Per cent of levy collected in 1956 ...	91.68
Transferred to liens	
Cancelled, abated or adjusted	
Outstanding December 31, 1956 ..	\$29,080.90

All Prior Years Outstanding	
Balance January 1, 1956	\$23,543.23
Collected in 1956	21,725.65
Balance December 31, 1956	\$1,817.58

Tax Title Liens Outstanding	
Balance January 1, 1956	\$38,213.03
Redeemed by cash	750.76
Balance December 31, 1956	\$37,462.27

Property Acquired by Deed or Foreclosure	
Balance January 1, 1956	\$4,691.73
Sale for cash	2,524.69
Balance December 31, 1956	\$2,167.04

CAPITAL DEBT, DECEMBER 31, 1956

Gross Debt	
School debt	\$183,683.00
Self-liquidating debt.	
Other capital debt ..	21,476.00

TOTAL GROSS DEBT	\$205,159.00
-------------------------------	---------------------

Per Capita Gross Debt	\$74.96
------------------------------------	----------------

Deductions for	
School debt	\$183,683.00
Self-liquidating debt.	
Other capital debt ..	1,476.00

TOTAL DEDUCTIONS	185,159.00
-------------------------------	-------------------

NET DEBT	\$20,000.00
-----------------------	--------------------

Average Assessed Valuations	
Real Property 1954-1955-1956..	\$3,296,932.00
Per Cent of Net Debt	0.60

CURRENT FINANCES DECEMBER 31, 1956

Cash	\$60,858.08
Taxes receivable	30,898.48
Tax title liens	37,462.27
Foreclosed property	2,167.04
Other receivables	23,412.89
State road aid receivable	13,734.03
Emergencies and deferred charges ..	18,169.06

TOTAL ASSETS	\$186,701.85
---------------------------	---------------------

Cash liabilities	\$31,562.78
Reserves for receivables	93,940.68
Surplus revenue	61,198.39

TOTAL LIABILITIES AND SURPLUS	\$186,701.85
--	---------------------

LOWER ALLOWAY CREEK TOWNSHIP—SALEM COUNTY

Population Census, 1950—1,307 Land Area 45.7 sq. mi. Net Valuation Taxable \$854,220

EXPENDITURES AND RE-REQUIRED PAYMENTS FOR 1956	
General Government	
Administrative and executive	\$4,836.42
Assessment and collection of taxes ..	2,845.16
Finance Department	400.00
Protection to Persons & Property	
Fire	1,716.06
Police	323.48
Other
Streets and Roads	
Repairs and maintenance	11,449.73
Street lighting	967.50
Sanitation	
Street cleaning
Garbage and ash removal
Sewers
Health and Charities	
Health service	37.50
Welfare—public assistance	210.45
Hospitals (aid and maintenance) ..	100.00
Other
Recreation	
Beaches and boardwalks
Parks and playgrounds
Other
Educational	
(Exclusive of school districts)
Unclassified Purposes	
(Including contingent)
SUB-TOTAL—Municipal functions..	\$22,886.30
Per Capita—Municipal functions	
Capital imp'ts and capital imp't fund	\$17.51
Debt Service	\$13,663.90
Principal payments
Interest payments
Total
Per Capita Debt Service
Deferred Charges and Statutory Expenditures
Emergencies
Other deferred chgs.	\$214.36
Total	214.36
TOTAL—Municipal expenditures ...	\$36,764.56
Required Payments for Local School, County, and Special District Taxes	
.....	54,723.42
TOTAL EXPENDITURES AND RE-REQUIRED PAYMENTS	\$91,487.98
Reserve for uncollected taxes	\$21,782.61
GRAND TOTAL—Budget	\$113,270.59
RECEIPTS AND REVENUES REALIZED IN 1956 TO MEET EXPENDITURES AND RE-REQUIRED PAYMENTS	
Surplus revenue appropriated ..	\$27,718.93
Miscellaneous revenues realized ..	7,585.19
State aid revenues realized	14,420.00
Delinquent taxes including	
liens—1956 collections	16,826.17
Current taxes—1956 collections..	52,626.26
Emergency borrowings
TOTAL RECEIPTS AND REVENUES REALIZED	\$119,176.55

CAPITAL OUTLAY—1956

Beaches and boardwalks
Buildings and equipment
Parks and playgrounds
Sewers
Streets, roads and bridges
Water supply
Other

Tax rate	\$8.13
Local school tax rate	4.37
County tax rate	2.03
Local purpose tax rate	1.73
TAXES	
Local school tax ...	\$37,344.03
County taxes	17,379.39
Special district taxes
Local purpose levy	\$54,723.42
Total tax levy (tax duplicate) ..	\$69,447.66
Per Capita Total Tax Levy	
.....	\$53.14
Current	
1956 taxes levied (total)	\$69,447.66
Collected in 1956	52,626.26
Per cent of levy collected in 1956 ...	75.77
Transferred to liens
Cancelled, abated or adjusted
Outstanding December 31, 1956 ..	\$16,821.40
All Prior Years Outstanding	
Balance January 1, 1956	\$20,318.92
Collected in 1956	15,516.09
Balance December 31, 1956	\$4,802.83
Tax Title Liens Outstanding	
Balance January 1, 1956	\$1,310.08
Redeemed by cash	1,310.08
Balance December 31, 1956
Property Acquired by Deed or Foreclosure	
Balance January 1, 1956
Sale for cash
Balance December 31, 1956
CAPITAL DEBT, DECEMBER 31, 1956	
Gross Debt	
School debt
Self-liquidating debt.
Other capital debt
TOTAL GROSS DEBT
Per Capita Gross Debt
Deductions for	
School debt
Self-liquidating debt.
Other capital debt
TOTAL DEDUCTIONS
NET DEBT
Average Assessed Valuations	
Real Property 1954-1955-1956..	\$676,578.00
Per Cent of Net Debt
CURRENT FINANCES DECEMBER 31, 1956	
Cash	\$53,598.29
Taxes receivable	21,624.23
Tax title liens
Foreclosed property
Other receivables
State road aid receivable	6,000.00
Emergencies and deferred charges
TOTAL ASSETS	\$81,222.52
Cash liabilities	\$1,533.16
Reserves for receivables	21,624.23
Surplus revenue	58,065.13
TOTAL LIABILITIES AND SURPLUS	\$81,222.52

LOWER PENNS NECK TOWNSHIP—SALEM COUNTY

Population Census, 1950—7,376

Land Area 23.95 sq. mi.

Net Valuation Taxable \$27,983,514

EXPENDITURES AND RE-REQUIRED PAYMENTS FOR 1956	
General Government	
Administrative and executive	\$63,715.35
Assessment and collection of taxes	27,289.28
Finance Department	3,050.00
Protection to Persons & Property	
Fire	16,008.52
Police	65,623.19
Other	17,166.55
Streets and Roads	
Repairs and maintenance	156,222.46
Street lighting	37,800.00
Sanitation	
Street cleaning	4,190.01
Garbage and ash removal	22,430.81
Sewers	56.78
Health and Charities	
Health service	22,281.51
Welfare—public assistance	4,101.51
Hospitals (aid and maintenance) ..	3,000.00
Other	875.00
Recreation	
Beaches and boardwalks
Parks and playgrounds	1,338.25
Other
Educational	
(Exclusive of school districts) ..	4,564.50
Unclassified Purposes	
(Including contingent)	3,727.57
SUB-TOTAL—Municipal functions..	\$453,441.29
Per Capita—Municipal functions	\$61.48
Capital imp'ts and capital imp't fund	\$64,394.83
Debt Service	
Principal payments
Interest payments
Total
Per Capita Debt Service
Deferred Charges and Statutory Expenditures	
Emergencies	\$22,000.00
Other deferred chgs.	55,885.21
Total	77,885.21
TOTAL—Municipal expenditures ...	\$595,721.33
Required Payments for Local School, County, and Special District Taxes	
.....	1,460,269.87
TOTAL EXPENDITURES AND RE-REQUIRED PAYMENTS	\$2,055,091.20
Reserve for uncollected taxes	\$46,028.28
GRAND TOTAL—Budget	\$2,102,019.48

Tax rate	\$5.52
Local school tax rate	3.65
County tax rate	1.57
Local purpose tax rate	0.30
TAXES	
Local school tax ...	\$1,021,093.39
County taxes	439,176.48
Special district taxes
Local purpose levy	\$1,460,269.87
.....	81,923.28
Total tax levy (tax duplicate) ..	\$1,542,193.15
Per Capita Total Tax Levy	\$209.08
Current	
1956 taxes levied (total)	\$1,544,471.91
Collected in 1956	1,503,807.28
Per cent of levy collected in 1956 ...	97.36
Transferred to liens	1,336.08
Cancelled, abated or adjusted
Outstanding December 31, 1956 ..	\$39,328.55
All Prior Years Outstanding	
Balance January 1, 1956	\$36,403.85
Collected in 1956	34,057.61
Balance December 31, 1956	\$1,814.88
Tax Title Liens Outstanding	
Balance January 1, 1956	\$27,740.87
Redeemed by cash	315.81
Balance December 31, 1956	\$28,601.24
Property Acquired by Deed or Foreclosure	
Balance January 1, 1956	\$1,600.00
Sale for cash	12,029.00
Balance December 31, 1956	\$1,200.00

CAPITAL DEBT, DECEMBER 31, 1956

Gross Debt	
School debt	\$2,380,000.00
Self-liquidating debt.
Other capital debt
TOTAL GROSS DEBT	\$2,380,000.00
Per Capita Gross Debt	\$322.67
Deductions for	
School debt	\$817,266.00
Self-liquidating debt.
Other capital debt
TOTAL DEDUCTIONS	\$17,266.00
NET DEBT	\$1,562,734.00
Average Assessed Valuations	
Real Property 1954-1955-1956 ..	\$13,621,108.00
Per Cent of Net Debt	11.47

CURRENT FINANCES DECEMBER 31, 1956

Cash	\$194,431.46
Taxes receivable	41,143.43
Tax title liens	28,601.24
Foreclosed property	1,200.00
Other receivables	99,717.22
State road aid receivable	9,000.00
Emergencies and deferred charges
TOTAL ASSETS	\$374,093.35
Cash liabilities	\$25,105.55
Reserves for receivables	170,661.89
Surplus revenue	178,325.91
TOTAL LIABILITIES AND SURPLUS	\$374,093.35

RECEIPTS AND REVENUES REALIZED IN 1956 TO MEET EXPENDITURES AND RE-REQUIRED PAYMENTS	
Surplus revenue appropriated ..	\$66,000.00
Miscellaneous revenues realized.	644,298.05
State aid revenues realized	16,635.00
Delinquent taxes including
liens—1956 collections	34,373.42
Current taxes—1956 collections..	1,503,807.28
Emergency borrowings
TOTAL RECEIPTS AND REVENUES REALIZED	\$2,265,163.75

CAPITAL OUTLAY—1956

Beaches and boardwalks
Buildings and equipment	\$30,672.93
Parks and playgrounds
Sewers
Streets, roads and bridges
Water supply
Other

LUMBERTON TOWNSHIP—BURLINGTON COUNTY

Population Census, 1950—1,325 Land Area 13.29 sq. mi. Net Valuation Taxable \$1,341,872

EXPENDITURES AND REQUIRED PAYMENTS FOR 1956	
General Government	
Administrative and executive	\$8,725.00
Assessment and collection of taxes	2,175.00
Finance Department	525.00
Protection to Persons & Property	
Fire	4,881.16
Police	5,020.00
Other
Streets and Roads	
Repairs and maintenance	11,440.00
Street lighting	4,625.00
Sanitation	
Street cleaning
Garbage and ash removal	4,835.00
Sewers	2,000.00
Health and Charities	
Health service	150.00
Welfare—public assistance	420.00
Hospitals (aid and maintenance)
Other
Recreation	
Beaches and boardwalks
Parks and playgrounds
Other
Educational	
(Exclusive of school districts)
Unclassified Purposes	
(Including contingent)	150.00
SUB-TOTAL—Municipal functions..	\$44,946.16
Per Capita—Municipal functions	
Capital imp'ts and capital imp't fund	\$33.92
Debt Service	\$9,500.00
Principal payments
Interest payments
Total
Per Capita Debt Service	
Deferred Charges and Statutory Expenditures	
Emergencies
Other deferred chgs.	\$500.00
Total	500.00
TOTAL—Municipal expenditures ...	\$54,946.16
Required Payments for Local School, County, and Special District Taxes	
	134,441.81
TOTAL EXPENDITURES AND REQUIRED PAYMENTS	\$189,387.97
Reserve for uncollected taxes	\$28,018.84
GRAND TOTAL—Budget	\$217,406.81
RECEIPTS AND REVENUES REALIZED IN 1956 TO MEET EXPENDITURES AND REQUIRED PAYMENTS	
Surplus revenue appropriated ..	\$26,000.00
Miscellaneous revenues realized ..	35,148.67
State aid revenues realized	11,194.00
Delinquent taxes including	
Liens—1956 collections	21,645.07
Current taxes—1956 collections..	130,248.00
Emergency borrowings
TOTAL RECEIPTS AND REVENUES REALIZED	\$224,235.74

CAPITAL OUTLAY—1956

Beaches and boardwalks
Buildings and equipment
Parks and playgrounds
Sewers
Streets, roads and bridges
Water supply
Other

Tax rate	\$10.80
Local school tax rate	7.44
County tax rate	2.58
Local purpose tax rate	0.78

TAXES

Local school tax ...	\$99,795.66	
County taxes	34,646.15	
Special district taxes	
Local purpose levy	\$134,441.81
		10,371.00
Total tax levy (tax duplicate) ..		\$144,812.81

Per Capita Total Tax Levy **\$109.29**

Current

1956 taxes levied (total)	\$147,743.17
Collected in 1956	130,248.00
Per cent of levy collected in 1956 ...	88.15
Transferred to liens
Cancelled, abated or adjusted
Outstanding December 31, 1956 ..	\$17,495.17

All Prior Years Outstanding

Balance January 1, 1956	\$22,563.72
Collected in 1956	21,645.07
Balance December 31, 1956	\$918.65

Tax Title Liens Outstanding

Balance January 1, 1956	\$84.95
Redeemed by cash
Balance December 31, 1956	\$84.95

Property Acquired by Deed or Foreclosure

Balance January 1, 1956
Sale for cash
Balance December 31, 1956

CAPITAL DEBT, DECEMBER 31, 1956

Gross Debt	
School debt	\$392,865.00
Self-liquidating debt.
Other capital debt
TOTAL GROSS DEBT	\$392,865.00
Per Capita Gross Debt	\$206.50

Deductions for

School debt	\$139,138.00
Self-liquidating debt.
Other capital debt
TOTAL DEDUCTIONS	139,138.00
NET DEBT	\$253,727.00

Average Assessed Valuations

Real Property 1954-1955-1956..	\$1,159,484.00
Per Cent of Net Debt	21.88

CURRENT FINANCES DECEMBER 31, 1956

Cash	\$86,756.37
Taxes receivable	18,413.82
Tax title liens	84.95
Foreclosed property
Other receivables	50,412.00
State road aid receivable	6,300.00
Emergencies and deferred charges ..	3.00
TOTAL ASSETS	\$161,970.14

Cash liabilities	\$8,831.43
Reserves for receivables	68,910.77
Surplus revenue	84,227.94

TOTAL LIABILITIES AND SURPLUS **\$161,970.14**

LYNDHURST TOWNSHIP—BERGEN COUNTY

Population Census, 1950—19,980

Land Area 4.7 sq. mi.

Net Valuation Taxable \$17,656,436

EXPENDITURES AND REQUIRED PAYMENTS FOR 1956	
General Government	
Administrative and executive . . .	\$96,710.00
Assessment and collection of taxes	36,490.00
Finance Department
Protection to Persons & Property	
Fire	20,440.00
Police	212,700.00
Other	14,960.00
Streets and Roads	
Repairs and maintenance	105,000.00
Street lighting	26,500.00
Sanitation	
Street cleaning	4,050.00
Garbage and ash removal
Sewers	20,800.00
Health and Charities	
Health service	16,300.00
Welfare—public assistance	11,350.00
Hospitals (aid and maintenance)
Other
Recreation	
Beaches and boardwalks
Parks and playgrounds	19,550.00
Other
Educational	
(Exclusive of school districts)	26,950.00
Unclassified Purposes	
(Including contingent)	7,000.00
SUB-TOTAL—Municipal functions..	\$618,800.00

Per Capita—Municipal functions . . .	\$30.97
Capital imp'ts and capital imp't fund	\$7,500.00
Debt Service	
Principal payments	\$217,000.00
Interest payments	11,000.00
Total	228,000.00
Per Capita Debt Service	\$11.41
Deferred Charges and Statutory Expenditures	
Emergencies
Other deferred chgs.	\$51,950.12
Total	51,950.12

TOTAL—Municipal expenditures . . .	\$906,250.12
Required Payments for Local School, County, and Special District Taxes	
	871,706.85
TOTAL EXPENDITURES AND REQUIRED PAYMENTS	\$1,777,956.97
Reserve for uncollected taxes	\$74,549.88
GRAND TOTAL—Budget	\$1,852,506.85

RECEIPTS AND REVENUES REALIZED IN 1956 TO MEET EXPENDITURES AND REQUIRED PAYMENTS	
Surplus revenue appropriated	\$150,000.00
Miscellaneous revenues realized.	296,092.60
State aid revenues realized	12,669.15
Delinquent taxes including
liens—1956 collections	37,491.04
Current taxes—1956 collections..	1,456,765.68
Emergency borrowings
TOTAL RECEIPTS AND REVENUES REALIZED	\$1,953,018.47

CAPITAL OUTLAY—1956	
Beaches and boardwalks
Buildings and equipment	\$4,959.80
Parks and playgrounds
Sewers	125,484.02
Streets, roads and bridges	34,314.62
Water supply	10,361.15
Other	750.00

Tax rate	\$8.46
Local school tax rate	3.90
County tax rate	1.03
Local purpose tax rate	3.53

TAXES	
Local school tax	\$689,286.50
County taxes	182,420.35
Special district taxes
Local purpose levy	\$871,706.85
Total tax levy (tax duplicate) ..	\$1,494,506.85

Per Capita Total Tax Levy	\$74.80
Current	
1956 taxes levied (total)	\$1,504,859.64
Collected in 1956	1,456,765.68
Per cent of levy collected in 1956	96.80
Transferred to liens	3,673.77
Cancelled, abated or adjusted	2,364.55
Outstanding December 31, 1956 ..	\$42,055.64

All Prior Years Outstanding	
Balance January 1, 1956	\$43,216.83
Collected in 1956	37,491.04
Balance December 31, 1956	\$5,985.09

Tax Title Liens Outstanding	
Balance January 1, 1956	\$43,147.05
Redeemed by cash
Balance December 31, 1956	\$1,451.96

Property Acquired by Deed or Foreclosure	
Balance January 1, 1956	\$98,130.00
Sale for cash	79,515.00
Balance December 31, 1956	\$47,990.00

CAPITAL DEBT, DECEMBER 31, 1956	
Gross Debt	
School debt	\$34,000.00
Self-liquidating debt.	37,491.04
Other capital debt	656,524.00
TOTAL GROSS DEBT	\$690,524.00
Per Capita Gross Debt	\$34.56

Deductions for	
School debt	\$34,000.00
Self-liquidating debt.
Other capital debt
TOTAL DEDUCTIONS	34,000.00
NET DEBT	\$656,524.00

Average Assessed Valuations	
Real Property 1954-1955-1956..	\$16,463,917.00
Per Cent of Net Debt	3.98

CURRENT FINANCES DECEMBER 31, 1956	
Cash	\$294,122.68
Taxes receivable	48,040.73
Tax title liens	1,451.96
Foreclosed property	47,990.00
Other receivables	31,400.00
State road aid receivable	13,091.44
Emergencies and deferred charges
TOTAL ASSETS	\$436,096.81

Cash liabilities	\$25,584.40
Reserves for receivables	128,882.69
Surplus revenue	281,629.72
TOTAL LIABILITIES AND SURPLUS	\$436,096.81

MADISON BOROUGH—MORRIS COUNTY

Population Census, 1950—10,417

Land Area 4.0 sq. mi.

Net Valuation Taxable \$17,805,963

EXPENDITURES AND REQUIRED PAYMENTS FOR 1956	
General Government	
Administrative and executive	\$97,726.20
Assessment and collection of taxes	18,623.01
Finance Department	1,200.00
Protection to Persons & Property	
Fire	52,705.53
Police	165,665.39
Other
Streets and Roads	
Repairs and maintenance	104,167.23
Street lighting	18,310.38
Sanitation	
Street cleaning
Garbage and ash removal	67,000.00
Sewers	59,547.17
Health and Charities	
Health service	24,328.89
Welfare—public assistance	3,307.05
Hospitals (aid and maintenance)
Other	450.00
Recreation	
Beaches and boardwalks
Parks and playgrounds	44,018.21
Other	898.24
Educational	
(Exclusive of school districts) ..	15,000.00
Unclassified Purposes	
(Including contingent)	10,192.51
SUB-TOTAL—Municipal functions..	\$683,139.81

Per Capita—Municipal functions	\$65.58
Capital imp'ts and capital imp't fund	\$7,100.00
Debt Service	
Principal payments .. \$50,000.00	
Interest payments .. 13,280.71	
Total	63,280.71
Per Capita Debt Service	\$6.07
Deferred Charges and Statutory Expenditures	
Emergencies	\$1,329.36
Other deferred chgs.	37,706.35
Total	39,035.71

TOTAL—Municipal expenditures ...	\$792,556.23
Required Payments for Local School, County, and Special District Taxes	
	1,040,694.89

TOTAL EXPENDITURES AND REQUIRED PAYMENTS	\$1,833,251.12
Reserve for uncollected taxes	\$145,812.73
GRAND TOTAL—Budget	\$1,979,063.85

RECEIPTS AND REVENUES REALIZED IN 1956 TO MEET EXPENDITURES AND REQUIRED PAYMENTS	
Surplus revenue appropriated ..	\$179,873.41
Miscellaneous revenues realized ..	371,363.57
State aid revenues realized	9,832.96
Delinquent taxes including	
liens—1956 collections	30,061.02
Current taxes—1956 collections..	1,417,328.02
Emergency borrowings
TOTAL RECEIPTS AND REVENUES REALIZED	\$2,008,458.98

CAPITAL OUTLAY—1956	
Beaches and boardwalks
Buildings and equipment
Parks and playgrounds
Sewers	\$1,019.53
Streets, roads and bridges
Water supply	120,855.72
Other	10,897.47

Tax rate	\$8.05
Local school tax rate	4.72
County tax rate	1.13
Local purpose tax rate	2.20
TAXES	
Local school tax ...	\$839,908.89
County taxes	200,786.00
Special district taxes
Local purpose levy	\$1,040,694.89
Total tax levy (tax duplicate) ..	\$1,436,931.67
Per Capita Total Tax Levy	
	\$137.94
Current	
1956 taxes levied (total)	\$1,457,567.30
Collected in 1956	1,417,328.02
Per cent of levy collected in 1956 ...	97.23
Transferred to liens	1,181.42
Cancelled, abated or adjusted	5,365.38
Outstanding December 31, 1956 ..	\$33,692.48
All Prior Years Outstanding	
Balance January 1, 1956	\$32,707.20
Collected in 1956	28,786.33
Balance December 31, 1956	\$3,298.02
Tax Title Liens Outstanding	
Balance January 1, 1956	\$9,584.21
Redeemed by cash	1,274.69
Balance December 31, 1956	\$9,867.85
Property Acquired by Deed or Foreclosure	
Balance January 1, 1956	\$9,550.00
Sale for cash	1,000.00
Balance December 31, 1956	\$9,300.00

CAPITAL DEBT, DECEMBER 31, 1956	
Gross Debt	
School debt	\$4,212,000.00
Self-liquidating debt ..	918,600.00
Other capital debt ..	805,403.00
TOTAL GROSS DEBT	\$5,936,003.00
Per Capita Gross Debt	
	\$569.84
Deductions for	
School debt	\$1,286,824.00
Self-liquidating debt ..	918,600.00
Other capital debt
TOTAL DEDUCTIONS	2,205,424.00
NET DEBT	\$3,730,579.00

Average Assessed Valuations	
Real Property 1954-1955-1956..	\$16,085,299.00
Per Cent of Net Debt	23.19

CURRENT FINANCES DECEMBER 31, 1956	
Cash	\$364,515.01
Taxes receivable	36,990.50
Tax title liens	9,867.85
Foreclosed property	9,300.00
Other receivables	460.00
State road aid receivable
Emergencies and deferred charges ..	16,115.25
TOTAL ASSETS	\$437,248.61
Cash liabilities	\$53,144.76
Reserves for receivables	56,618.35
Surplus revenue	327,485.50
TOTAL LIABILITIES AND SURPLUS	\$437,248.61

MADISON TOWNSHIP—MIDDLESEX COUNTY

Population Census, 1950—7,366

Land Area 37.7 sq. mi.

Net Valuation Taxable \$8,938,600

EXPENDITURES AND REQUIRED PAYMENTS FOR 1956

General Government	
Administrative and executive . . .	\$38,216.56
Assessment and collection of taxes	21,325.00
Finance Department	550.00
Protection to Persons & Property	
Fire	2,000.00
Police	77,392.42
Other
Streets and Roads	
Repairs and maintenance	66,554.13
Street lighting	11,500.00
Sanitation	
Street cleaning
Garbage and ash removal
Sewers
Health and Charities	
Health service	3,250.00
Welfare—public assistance	3,965.36
Hospitals (aid and maintenance)
Other
Recreation	
Beaches and boardwalks
Parks and playgrounds
Other
Educational (Exclusive of school districts) ..	
.....
Unclassified Purposes (Including contingent)	
.....	1,200.00
SUB-TOTAL—Municipal functions..	\$225,953.47

Per Capita—Municipal functions	\$30.68
Capital imp'ts and capital imp't fund	\$5,000.00
Debt Service	
Principal payments	\$15,000.00
Interest payments ..	4,677.00

Total	19,677.00
Per Capita Debt Service	\$2.67

Deferred Charges and Statutory Expenditures	
Emergencies	\$24,500.00
Other deferred chgs.	5,078.38
Total	29,578.38

TOTAL—Municipal expenditures	\$280,208.85
---	---------------------

Required Payments for Local School, County, and Special District Taxes	739,918.62
---	-------------------

TOTAL EXPENDITURES AND REQUIRED PAYMENTS	\$1,020,127.47
---	-----------------------

Reserve for uncollected taxes	\$294,399.25
---	--------------

GRAND TOTAL—Budget	\$1,314,526.72
-------------------------------------	-----------------------

RECEIPTS AND REVENUES REALIZED IN 1956 TO MEET EXPENDITURES AND REQUIRED PAYMENTS

Surplus revenue appropriated	\$63,500.00
Miscellaneous revenues realized	151,575.94
State aid revenues realized	5,061.00
Delinquent taxes including	
liens—1956 collections	126,351.32
current taxes—1956 collections..	899,694.34
Emergency borrowings

TOTAL RECEIPTS AND REVENUES REALIZED	\$1,246,182.60
---	-----------------------

CAPITAL OUTLAY—1956

Beaches and boardwalks
Buildings and equipment
Parks and playgrounds
Sewers
Streets, roads and bridges	\$86,574.09
Water supply
Other

Tax rate	\$9.80
Local school tax rate	5.55
County tax rate	2.03
Local purpose tax rate	2.22

TAXES

Local school tax	\$496,095.13
County taxes	181,538.85
Special district taxes	62,284.64

Local purpose levy	\$739,918.62
.....	197,933.57

Total tax levy (tax duplicate) ..	\$937,852.19
--	---------------------

Per Capita Total Tax Levy	\$127.32
--	-----------------

Current

1956 taxes levied (total)	\$1,126,333.72
Collected in 1956	899,694.34
Per cent of levy collected in 1956	79.87
Transferred to liens
Cancelled, abated or adjusted	13,598.67
Outstanding December 31, 1956 ..	\$213,040.71

All Prior Years Outstanding

Balance January 1, 1956	\$195,356.53
Collected in 1956	119,281.14
Balance December 31, 1956	\$75,913.34

Tax Title Liens Outstanding

Balance January 1, 1956	\$51,246.22
Redeemed by cash	7,070.18
Balance December 31, 1956	\$44,176.04

Property Acquired by Deed or Foreclosure

Balance January 1, 1956	\$32,950.00
Sale for cash
Balance December 31, 1956	\$32,950.00

CAPITAL DEBT, DECEMBER 31, 1956

Gross Debt

School debt	\$1,066,200.00
Self-liquidating debt.	7,070.18
Other capital debt ..	222,750.00

TOTAL GROSS DEBT	\$1,288,950.00
-----------------------------------	-----------------------

Per Capita Gross Debt	\$174.99
--	-----------------

Deductions for

School debt	\$324,731.00
Self-liquidating debt.
Other capital debt

TOTAL DEDUCTIONS	324,731.00
-----------------------------------	-------------------

NET DEBT	\$964,219.00
---------------------------	---------------------

Average Assessed Valuations

Real Property 1954-1955-1956..	\$5,412,189.00
Per Cent of Net Debt	17.81

CURRENT FINANCES DECEMBER 31, 1956

Cash	\$508,769.27
Taxes receivable	288,954.05
Tax title liens	44,176.04
Foreclosed property	32,950.00
Other receivables	60,655.18
State road aid receivable	15,500.00
Emergencies and deferred charges ..	38,181.85

TOTAL ASSETS	\$989,186.39
-------------------------------	---------------------

Cash liabilities	\$226,787.68
Reserves for receivables	426,735.27
Surplus revenue	335,663.44

TOTAL LIABILITIES AND SURPLUS	\$989,186.39
--	---------------------

MAGNOLIA BOROUGH—CAMDEN COUNTY

Population Census, 1950—1,883 Land Area 0.99 sq. mi. Net Valuation Taxable \$1,924,715

EXPENDITURES AND REQUIRED PAYMENTS FOR 1956	
General Government	
Administrative and executive	\$14,330.00
Assessment and collection of taxes ..	4,895.00
Finance Department	1,450.00
Protection to Persons & Property	
Fire	4,180.00
Police	10,185.00
Other
Streets and Roads	
Repairs and maintenance	17,000.00
Street lighting	7,665.00
Sanitation	
Street cleaning
Garbage and ash removal	5,685.00
Sewers
Health and Charities	
Health service	835.00
Welfare—public assistance	1,200.00
Hospitals (aid and maintenance)
Other
Recreation	
Beaches and boardwalks
Parks and playgrounds	1,100.00
Other
Educational	
(Exclusive of school districts) ..	155.00
Unclassified Purposes	
(Including contingent)
SUB-TOTAL—Municipal functions..	\$68,680.00
Per Capita—Municipal functions	
Capital imp'ts and capital imp't fund	\$14,200.00
Debt Service	
Principal payments ..	\$14,000.00
Interest payments ..	8,082.00
Total	22,082.00
Per Capita Debt Service	
Deferred Charges and Statutory Expenditures	\$11.73
Emergencies
Other deferred chgs.	\$513.17
Total	513.17
TOTAL—Municipal expenditures ...	\$105,475.17
Required Payments for Local School, County, and Special District Taxes	
	139,950.22
TOTAL EXPENDITURES AND REQUIRED PAYMENTS	\$245,425.39
Reserve for uncollected taxes	\$16,274.83
GRAND TOTAL—Budget	\$261,700.22
RECEIPTS AND REVENUES REALIZED IN 1956 TO MEET EXPENDITURES AND REQUIRED PAYMENTS	
Surplus revenue appropriated ..	\$29,000.00
Miscellaneous revenues realized ..	38,571.92
State aid revenues realized	8,501.97
Delinquent taxes including	
liens—1956 collections	12,414.28
Current taxes—1956 collections..	183,009.14
Emergency borrowings
TOTAL RECEIPTS AND REVENUES REALIZED	\$271,497.31
CAPITAL OUTLAY—1956	
Beaches and boardwalks
Buildings and equipment	\$7,935.39
Parks and playgrounds
Sewers	25,386.89
Streets, roads and bridges
Water supply
Other

Tax rate	\$9.96
Local school tax rate	4.42
County tax rate	2.85
Local purpose tax rate	2.69
TAXES	
Local school tax	\$85,034.35
County taxes	54,915.87
Special district taxes
Local purpose levy	\$139,950.22
	51,750.00
Total tax levy (tax duplicate) ..	\$191,700.22
Per Capita Total Tax Levy	
	\$101.81
Current	
1956 taxes levied (total)	\$197,394.41
Collected in 1956	183,009.14
Per cent of levy collected in 1956 ..	92.71
Transferred to liens
Cancelled, abated or adjusted
Outstanding December 31, 1956 ..	\$14,385.27
All Prior Years Outstanding	
Balance January 1, 1956	\$13,839.61
Collected in 1956	11,766.84
Balance December 31, 1956	\$2,072.77
Tax Title Liens Outstanding	
Balance January 1, 1956	\$1,699.26
Redeemed by cash	647.44
Balance December 31, 1956	\$1,051.82
Property Acquired by Deed or Foreclosure	
Balance January 1, 1956	\$18,700.00
Sale for cash	5,142.69
Balance December 31, 1956	\$13,557.31
CAPITAL DEBT, DECEMBER 31, 1956	
Gross Debt	
School debt	\$285,000.00
Self-liquidating debt
Other capital debt ..	309,000.00
TOTAL GROSS DEBT	\$594,000.00
Per Capita Gross Debt	
	\$315.45
Deductions for	
School debt	\$101,455.00
Self-liquidating debt
Other capital debt
TOTAL DEDUCTIONS	101,455.00
NET DEBT	\$492,545.00
Average Assessed Valuations	
Real Property 1954-1955-1956..	\$1,690,917.00
Per Cent of Net Debt	29.12
CURRENT FINANCES DECEMBER 31, 1956	
Cash	\$62,851.24
Taxes receivable	16,458.04
Tax title liens	1,051.82
Foreclosed property	13,557.31
Other receivables	17,314.45
State road aid receivable	9,439.66
Emergencies and deferred charges ..	37.75
TOTAL ASSETS	\$120,710.27
Cash liabilities	\$14,652.54
Reserves for receivables	48,381.62
Surplus revenue	57,676.11
TOTAL LIABILITIES AND SURPLUS	\$120,710.27

MAHWAH TOWNSHIP—BERGEN COUNTY

Population Census, 1950—4,880

Land Area 25.7 sq. mi.

Net Valuation Taxable \$15,107,500

EXPENDITURES AND REQUIRED PAYMENTS FOR 1956

General Government	
Administrative and executive	\$41,541.40
Assessment and collection of taxes	16,757.33
Finance Department	2,650.00
Protection to Persons & Property	
Fire	9,500.00
Police	71,978.29
Other
Streets and Roads	
Repairs and maintenance	67,136.61
Street lighting	9,400.00
Sanitation	
Street cleaning
Garbage and ash removal
Sewers
Health and Charities	
Health service	13,345.60
Welfare—public assistance	5,000.00
Hospitals (aid and maintenance)
Other	2,000.00
Recreation	
Beaches and boardwalks
Parks and playgrounds	6,273.25
Other
Educational	
(Exclusive of school districts) ..	9,580.00
Unclassified Purposes	
(Including contingent)	1,000.00
SUB-TOTAL—Municipal functions..	\$256,162.48

Per Capita—Municipal functions	
	\$52.49
Capital imp'ts and capital imp't fund	\$68,149.75
Debt Service	
Principal payments
Interest payments
Total
Per Capita Debt Service	

Deferred Charges and Statutory Expenditures	
Emergencies	\$4,500.00
Other deferred chgs	15,459.57
Total	19,959.57

TOTAL—Municipal expenditures ...	\$344,271.80
---	---------------------

Required Payments for Local School, County, and Special District Taxes	530,102.89
---	-------------------

TOTAL EXPENDITURES AND REQUIRED PAYMENTS	\$874,374.69
---	---------------------

Reserve for uncollected taxes	\$84,766.72
GRAND TOTAL—Budget	\$959,141.41

RECEIPTS AND REVENUES REALIZED IN 1956 TO MEET EXPENDITURES AND REQUIRED PAYMENTS

Surplus revenue appropriated ..	\$109,500.00
Miscellaneous revenues realized ..	137,886.05
State aid revenues realized	5,046.00
Delinquent taxes including
liens—1956 collections	25,835.55
Current taxes—1956 collections ..	757,535.39
Emergency borrowings

TOTAL RECEIPTS AND REVENUES REALIZED	\$1,035,802.99
---	-----------------------

CAPITAL OUTLAY—1956

Beaches and boardwalks
Buildings and equipment
Parks and playgrounds
Sewers
Streets, roads and bridges
Water supply	\$95,925.83
Other

Tax rate	\$5.07
Local school tax rate	2.65
County tax rate	0.86
Local purpose tax rate	1.56

TAXES

Local school tax ...	\$400,631.19	
County taxes	129,471.70	
Special district taxes	
Local purpose levy	\$530,102.89
Total tax levy (tax duplicate) ..		\$765,653.15
Per Capita Total Tax Levy	\$156.90	

Current	
1956 taxes levied (total)	\$778,376.82
Collected in 1956	757,535.39
Per cent of levy collected in 1956 ...	97.32
Transferred to liens	1.27
Cancelled, abated or adjusted	2,238.40
Outstanding December 31, 1956 ..	\$18,601.76

All Prior Years Outstanding	
Balance January 1, 1956	\$25,872.50
Collected in 1956	25,835.55
Balance December 31, 1956	\$5.87

Tax Title Liens Outstanding	
Balance January 1, 1956	\$10.63
Redeemed by cash
Balance December 31, 1956	\$11.90

Property Acquired by Deed or Foreclosure	
Balance January 1, 1956
Sale for cash
Balance December 31, 1956

CAPITAL DEBT, DECEMBER 31, 1956

Gross Debt	
School debt	\$583,000.00
Self-liquidating debt ..	281,000.00
Other capital debt

TOTAL GROSS DEBT	\$864,000.00
Per Capita Gross Debt	\$177.05

Deductions for	
School debt	\$583,000.00
Self-liquidating debt ..	281,000.00
Other capital debt

TOTAL DEDUCTIONS	\$864,000.00
NET DEBT

Average Assessed Valuations	
Real Property 1954-1955-1956 ..	\$10,542,056.00
Per Cent of Net Debt

CURRENT FINANCES DECEMBER 31, 1956

Cash	\$295,981.88
Taxes receivable	18,607.63
Tax title liens	11.90
Foreclosed property
Other receivables
State road aid receivable
Emergencies and deferred charges ..	4,000.00
TOTAL ASSETS	\$318,601.41

Cash liabilities	\$25,151.99
Reserves for receivables	18,619.53
Surplus revenue	274,829.89

TOTAL LIABILITIES AND SURPLUS	\$318,601.41
--	---------------------

MANALAPAN TOWNSHIP—MONMOUTH COUNTY

Population Census, 1950—3,137 Land Area 32.1 sq. mi. Net Valuation Taxable \$1,718,106

EXPENDITURES AND RE-REQUIRED PAYMENTS FOR 1956	
General Government	
Administrative and executive	\$9,950.00
Assessment and collection of taxes	2,950.00
Finance Department	350.00
Protection to Persons & Property	
Fire	2,150.00
Police	7,695.00
Other
Streets and Roads	
Repairs and maintenance	25,680.00
Street lighting	225.00
Sanitation	
Street cleaning
Garbage and ash removal
Sewers
Health and Charities	
Health service	2,300.00
Welfare—public assistance	3,925.00
Hospitals (aid and maintenance)
Other	600.00
Recreation	
Beaches and boardwalks
Parks and playgrounds
Other
Educational	
(Exclusive of school districts)
Unclassified Purposes	
(Including contingent)	100.00
SUB-TOTAL—Municipal functions..	\$55,925.00

Per Capita—Municipal functions	\$17.83
Capital imp'ts and capital imp't fund	\$18,000.00
Debt Service	
Principal payments
Interest payments
Total
Per Capita Debt Service	
Deferred Charges and Statutory Expenditures	
Emergencies
Other deferred chgs.	\$480.00
Total	480.00
TOTAL—Municipal expenditures ...	\$74,405.00

Required Payments for Local School, County, and Special District Taxes	157,899.84
---	-------------------

TOTAL EXPENDITURES AND REQUIRED PAYMENTS	\$232,304.84
Reserve for uncollected taxes	\$35,850.00
GRAND TOTAL—Budget	\$268,154.84

RECEIPTS AND REVENUES REALIZED IN 1956 TO MEET EXPENDITURES AND REQUIRED PAYMENTS	
Surplus revenue appropriated ..	\$20,806.00
Miscellaneous revenues realized ..	38,204.29
State aid revenues realized	7,099.00
Delinquent taxes including	
liens—1956 collections	29,780.39
Current taxes—1956 collections..	159,248.89
Emergency borrowings
TOTAL RECEIPTS AND REVENUES REALIZED	\$255,138.48

CAPITAL OUTLAY—1956	
Beaches and boardwalks
Buildings and equipment
Parks and playgrounds
Sewers
Streets, roads and bridges
Water supply
Other

Tax rate	\$11.28
Local school tax rate	7.30
County tax rate	1.89
Local purpose tax rate	2.09

TAXES	
Local school tax ...	\$125,443.66
County taxes	32,456.18
Special district taxes
Local purpose levy	35,850.00
Total tax levy (tax duplicate) ..	\$193,749.84

Per Capita Total Tax Levy	\$61.76
Current	
1956 taxes levied (total)	\$193,749.84
Collected in 1956	159,248.80
Per cent of levy collected in 1956 ..	82.19
Transferred to liens
Cancelled, abated or adjusted
Outstanding December 31, 1956 ..	\$34,501.04

All Prior Years Outstanding	
Balance January 1, 1956	\$36,959.24
Collected in 1956	29,736.75
Balance December 31, 1956	\$7,222.49

Tax Title Liens Outstanding	
Balance January 1, 1956	\$3,890.17
Redeemed by cash	43.64
Balance December 31, 1956	\$3,846.53

Property Acquired by Deed or Foreclosure	
Balance January 1, 1956
Sale for cash
Balance December 31, 1956

CAPITAL DEBT, DECEMBER 31, 1956	
Gross Debt	
School debt	\$697,155.00
Self-liquidating debt.
Other capital debt
TOTAL GROSS DEBT	\$697,155.00
Per Capita Gross Debt	\$222.24

Deductions for	
School debt	\$292,948.00
Self-liquidating debt.
Other capital debt
TOTAL DEDUCTIONS	292,948.00
NET DEBT	\$404,207.00

Average Assessed Valuations	
Real Property 1954-1955-1956..	\$1,546,113.00
Per Cent of Net Debt	26.14

CURRENT FINANCES DECEMBER 31, 1956	
Cash	\$75,308.80
Taxes receivable	41,723.53
Tax title liens	3,846.53
Foreclosed property
Other receivables	2,905.64
State road aid receivable	3,500.00
Emergencies and deferred charges
TOTAL ASSETS	\$127,284.50

Cash liabilities	\$27,093.00
Reserves for receivables	48,475.70
Surplus revenue	51,715.80

TOTAL LIABILITIES AND SURPLUS	\$127,284.50
--	---------------------

MANASQUAN BOROUGH—MONMOUTH COUNTY

Population Census, 1950—3,178

Land Area 1.7 sq. mi.

Net Valuation Taxable \$4,374,323

EXPENDITURES AND REQUIRED PAYMENTS FOR 1956

General Government	
Administrative and executive	\$32,515.93
Assessment and collection of taxes	9,976.84
Finance Department	3,800.00
Protection to Persons & Property	
Fire	9,983.18
Police	69,958.89
Other
Streets and Roads	
Repairs and maintenance	43,677.13
Street lighting	18,125.00
Sanitation	
Street cleaning
Garbage and ash removal	40,000.00
Sewers
Health and Charities	
Health service	1,800.00
Welfare—public assistance	750.00
Hospitals (aid and maintenance)
Other
Recreation	
Beaches and boardwalks	60,303.61
Parks and playgrounds	8.16
Other	1,200.00
Educational	
(Exclusive of school districts)	5,100.00
Unclassified Purposes	
(Including contingent)	13,188.43
SUB-TOTAL—Municipal functions..	\$310,387.17

Per Capita—Municipal functions	
Capital imp'ts and capital imp't fund	\$13,500.00
Debt Service	
Principal payments	\$32,360.00
Interest payments	1,760.62
Total	34,120.62
Per Capita Debt Service	
Deferred Charges and Statutory Expenditures	
Emergencies
Other deferred chgs.	\$12,429.54
Total	12,429.54
TOTAL—Municipal expenditures	\$370,437.33

Required Payments for Local School, County, and Special District Taxes	
	347,830.93

TOTAL EXPENDITURES AND REQUIRED PAYMENTS	\$718,268.26
Reserve for uncollected taxes	\$26,041.61
GRAND TOTAL—Budget	\$744,309.87

RECEIPTS AND REVENUES REALIZED IN 1956 TO MEET EXPENDITURES AND REQUIRED PAYMENTS

Surplus revenue appropriated	\$40,000.00
Miscellaneous revenues realized	145,155.75
State aid revenues realized	10,171.25
Delinquent taxes including	
liens—1956 collections	16,475.49
Current taxes—1956 collections	534,081.15
Emergency borrowings
TOTAL RECEIPTS AND REVENUES REALIZED	\$745,883.64

CAPITAL OUTLAY—1956

Beaches and boardwalks
Buildings and equipment
Parks and playgrounds
Sewers
Streets, roads and bridges	\$26,954.62
Water supply
Other	5,842.00

Tax rate	\$12.62
Local school tax rate	5.33
County tax rate	2.62
Local purpose tax rate	4.67

TAXES

Local school tax	\$233,326.38	
County taxes	114,504.55	
Special district taxes	
Local purpose levy		\$347,830.93
Total tax levy (tax duplicate)		<u>\$553,403.93</u>
Per Capita Total Tax Levy	\$174.14	

Current

1956 taxes levied (total)	\$553,716.55
Collected in 1956	534,081.15
Per cent of levy collected in 1956	96.45
Transferred to liens	865.00
Cancelled, abated or adjusted	504.80
Outstanding December 31, 1956	<u>\$18,265.51</u>

All Prior Years Outstanding

Balance January 1, 1956	\$14,416.45
Collected in 1956	14,380.68
Balance December 31, 1956

Tax Title Liens Outstanding

Balance January 1, 1956	\$10,059.86
Redeemed by cash	2,094.81
Balance December 31, 1956	<u>\$8,830.14</u>

Property Acquired by Deed or Foreclosure

Balance January 1, 1956	\$24,590.00
Sale for cash
Balance December 31, 1956	<u>\$24,590.00</u>

CAPITAL DEBT, DECEMBER 31, 1956

Gross Debt	
School debt	\$392,000.00
Self-liquidating debt	205,335.00
Other capital debt	121,215.00
TOTAL GROSS DEBT	\$718,550.00
Per Capita Gross Debt	\$226.10

Deductions for

School debt	\$333,792.00
Self-liquidating debt	147,092.00
Other capital debt	3,480.00
TOTAL DEDUCTIONS	484,364.00
NET DEBT	\$234,186.00

Average Assessed Valuations

Real Property 1954-1955-1956	\$4,172,400.00
Per Cent of Net Debt	5.61

CURRENT FINANCES DECEMBER 31, 1956

Cash	\$118,019.20
Taxes receivable	18,265.51
Tax title liens	8,830.14
Foreclosed property	24,590.00
Other receivables	17.97
State road aid receivable	10,141.13
Emergencies and deferred charges
TOTAL ASSETS	\$179,863.95
Cash liabilities	\$20,756.74
Reserves for receivables	51,703.62
Surplus revenue	107,403.59
TOTAL LIABILITIES AND SURPLUS	\$179,863.95

MANCHESTER TOWNSHIP—OCEAN COUNTY

Population Census, 1950—1,758

Land Area 82.3 sq. mi.

Net Valuation Taxable \$607,320

EXPENDITURES AND REQUIRED PAYMENTS FOR 1956

General Government	
Administrative and executive	\$12,302.00
Assessment and collection of taxes	4,500.00
Finance Department
Protection to Persons & Property	
Fire	2,200.00
Police	9,700.00
Other
Streets and Roads	
Repairs and maintenance	12,946.67
Street lighting	998.00
Sanitation	
Street cleaning
Garbage and ash removal
Sewers
Health and Charities	
Health service	50.00
Welfare—public assistance	900.00
Hospitals (aid and maintenance)
Other
Recreation	
Beaches and boardwalks
Parks and playgrounds
Other
Educational	
(Exclusive of school districts)
Unclassified Purposes	
(Including contingent)	450.00
SUB-TOTAL—Municipal functions..	\$44,046.67

Per Capita—Municipal functions	\$25.05
Capital imp'ts and capital imp't fund	\$10,000.00
Debt Service	
Principal payments
Interest payments
Total
Per Capita Debt Service	
Deferred Charges and Statutory Expenditures	
Emergencies
Other deferred chgs.	\$400.00
Total	400.00

TOTAL—Municipal expenditures ... \$54,446.67

Required Payments for Local School, County, and Special District Taxes 80,203.97

TOTAL EXPENDITURES AND REQUIRED PAYMENTS \$134,650.64

Reserve for uncollected taxes \$21,988.73

GRAND TOTAL—Budget \$156,639.37

RECEIPTS AND REVENUES REALIZED IN 1956 TO MEET EXPENDITURES AND REQUIRED PAYMENTS

Surplus revenue appropriated ..	\$33,253.40
Miscellaneous revenues realized.	35,614.01
State aid revenues realized	9,582.00
Delinquent taxes including
liens—1956 collections	12,412.02
Current taxes—1956 collections..	67,708.86
Emergency borrowings
TOTAL RECEIPTS AND REVENUES REALIZED	\$158,570.29

CAPITAL OUTLAY—1956

Beaches and boardwalks
Buildings and equipment
Parks and playgrounds
Sewers
Streets, roads and bridges
Water supply
Other

Tax rate	\$13.21
Local school tax rate	10.64
County tax rate	2.57
Local purpose tax rate

TAXES

Local school tax ...	\$64,592.26	
County taxes	15,611.71	
Special district taxes	
Local purpose levy	\$80,203.97
Total tax levy (tax duplicate)	\$80,203.97
Per Capita Total Tax Levy	\$45.62	

Current	
1956 taxes levied (total)	\$81,337.13
Collected in 1956	67,708.86
Per cent of levy collected in 1956 ...	83.24
Transferred to liens
Cancelled, abated or adjusted ...	580.26
Outstanding December 31, 1956 ..	\$13,048.01

All Prior Years Outstanding	
Balance January 1, 1956	\$21,094.96
Collected in 1956	18,258.91
Balance December 31, 1956	\$8,782.89

Tax Title Liens Outstanding	
Balance January 1, 1956	\$18,258.91
Redeemed by cash	716.61
Balance December 31, 1956	\$17,472.29

Property Acquired by Deed or Foreclosure	
Balance January 1, 1956	\$6,525.00
Sale for cash	897.95
Balance December 31, 1956	\$6,475.00

CAPITAL DEBT, DECEMBER 31, 1956

Gross Debt	
School debt	\$87,000.00
Self-liquidating debt.
Other capital debt

TOTAL GROSS DEBT \$87,000.00

Per Capita Gross Debt \$49.49

Deductions for	
School debt	\$32,885.00
Self-liquidating debt.
Other capital debt

TOTAL DEDUCTIONS 32,885.00

NET DEBT \$54,115.00

Average Assessed Valuations	
Real Property 1954-1955-1956..	\$548,087.00
Per Cent of Net Debt	9.87

CURRENT FINANCES DECEMBER 31, 1956

Cash	\$60,983.85
Taxes receivable	21,830.90
Tax title liens	17,477.29
Foreclosed property	6,475.00
Other receivables
State road aid receivable	11,500.00
Emergencies and deferred charges ..	72.14

TOTAL ASSETS \$118,339.18

Cash liabilities	\$23,111.79
Reserves for receivables	45,783.19
Surplus revenue	49,444.20

TOTAL LIABILITIES AND SURPLUS \$118,339.18

MANNINGTON TOWNSHIP—SALEM COUNTY

Population Census, 1950—1,686

Land Area 40.22 sq. mi.

Net Valuation Taxable \$2,037,954

EXPENDITURES AND REQUIRED PAYMENTS FOR 1956

General Government	
Administrative and executive	\$16,550.00
Assessment and collection of taxes	3,300.00
Finance Department
Protection to Persons & Property	
Fire	3,500.00
Police	1,550.00
Other
Streets and Roads	
Repairs and maintenance	21,070.00
Street lighting	1,200.00
Sanitation	
Street cleaning
Garbage and ash removal
Sewers
Health and Charities	
Health service	1,750.00
Welfare—public assistance	1,760.00
Hospitals (aid and maintenance) ..	1,000.00
Other
Recreation	
Beaches and boardwalks
Parks and playgrounds
Other
Educational	
(Exclusive of school districts)
Unclassified Purposes	
(Including contingent)	300.00
SUB-TOTAL—Municipal functions..	\$51,980.00

Per Capita—Municipal functions	\$30.83
Capital imp'ts and capital imp't fund	\$20,600.00
Debt Service	
Principal payments
Interest payments
Total
Per Capita Debt Service	
Deferred Charges and Statutory Expenditures	
Emergencies
Other deferred chgs.	\$400.00
Total	400.00

TOTAL—Municipal expenditures ...	\$72,980.00
---	--------------------

Required Payments for Local School, County, and Special District Taxes	120,388.46
---	-------------------

TOTAL EXPENDITURES AND REQUIRED PAYMENTS	\$193,368.46
---	---------------------

Reserve for uncollected taxes	\$33,371.50
GRAND TOTAL—Budget	\$226,739.96

RECEIPTS AND REVENUES REALIZED IN 1956 TO MEET EXPENDITURES AND REQUIRED PAYMENTS

Surplus revenue appropriated ..	\$51,250.63
Miscellaneous revenues realized ..	33,565.66
State aid revenues realized	19,463.00
Delinquent taxes including	
Liens—1956 collections	26,120.65
Current taxes—1956 collections ..	104,241.48
Emergency borrowings
TOTAL RECEIPTS AND REVENUES REALIZED	\$234,641.42

CAPITAL OUTLAY—1956

Beaches and boardwalks
Buildings and equipment
Parks and playgrounds
Sewers
Streets, roads and bridges
Water supply
Other

Tax rate	\$6.61
Local school tax rate	3.96
County tax rate	1.95
Local purpose tax rate	0.70

TAXES

Local school tax ...	\$80,648.92	
County taxes	39,739.54	
Special district taxes	
Local purpose levy	\$120,388.46
		14,137.87
Total tax levy (tax duplicate) ..		\$134,526.33
Per Capita Total Tax Levy	\$79.79	

Current	
1956 taxes levied (total)	\$135,311.54
Collected in 1956	104,241.48
Per cent of levy collected in 1956 ..	77.03
Transferred to liens	170.00
Cancelled, abated or adjusted
Outstanding December 31, 1956 ..	\$30,900.06

All Prior Years Outstanding	
Balance January 1, 1956	\$35,316.93
Collected in 1956	26,120.65
Balance December 31, 1956	\$8,913.25

Tax Title Liens Outstanding	
Balance January 1, 1956	\$2,765.92
Redeemed by cash
Balance December 31, 1956	\$2,935.92

Property Acquired by Deed or Foreclosure	
Balance January 1, 1956
Sale for cash
Balance December 31, 1956

CAPITAL DEBT, DECEMBER 31, 1956

Gross Debt	
School debt	\$169,000.00
Self-liquidating debt
Other capital debt
TOTAL GROSS DEBT	\$169,000.00
Per Capita Gross Debt	\$100.24

Deductions for	
School debt	\$100,238.00
Self-liquidating debt
Other capital debt
TOTAL DEDUCTIONS	100,238.00
NET DEBT	\$68,762.00

Average Assessed Valuations	
Real Property 1954-1955-1956 ..	\$1,670,637.00
Per Cent of Net Debt	4.11

CURRENT FINANCES DECEMBER 31, 1956

Cash	\$114,694.33
Taxes receivable	39,813.31
Tax title liens	2,935.92
Foreclosed property
Other receivables
State road aid receivable	5,000.00
Emergencies and deferred charges
TOTAL ASSETS	\$162,443.56

Cash liabilities	\$17,470.72
Reserves for receivables	42,749.23
Surplus revenue	102,223.61
TOTAL LIABILITIES AND SURPLUS	\$162,443.56

MANSFIELD TOWNSHIP—BURLINGTON COUNTY

Population Census, 1950—1,907 Land Area 22.71 sq. mi. Net Valuation Taxable \$1,196,338

EXPENDITURES AND REQUIRED PAYMENTS FOR 1956

General Government	
Administrative and executive	\$6,633.04
Assessment and collection of taxes	1,946.33
Finance Department	120.00
Protection to Persons & Property	
Fire	1,500.00
Police	5,923.48
Other
Streets and Roads	
Repairs and maintenance	27,094.50
Street lighting	2,511.72
Sanitation	
Street cleaning
Garbage and ash removal	2,200.00
Sewers
Health and Charities	
Health service	227.18
Welfare—public assistance	793.99
Hospitals (aid and maintenance)
Other
Recreation	
Beaches and boardwalks
Parks and playgrounds
Other
Educational	
(Exclusive of school districts)
Unclassified Purposes	
(Including contingent)	125.00
SUB-TOTAL—Municipal functions..	\$49,075.24

Per Capita—Municipal functions	
Capital imp'ts and capital imp't fund	\$25.73
Debt Service	
Principal payments
Interest payments
Total
Per Capita Debt Service	
Deferred Charges and Statutory Expenditures	
Emergencies
Other deferred chgs.	\$9,499.34
Total	9,499.34

TOTAL—Municipal expenditures ... \$59,574.58

Required Payments for Local School, County, and Special District Taxes 106,916.92

TOTAL EXPENDITURES AND REQUIRED PAYMENTS \$166,491.50

Reserve for uncollected taxes \$12,144.09

GRAND TOTAL—Budget \$178,635.59

RECEIPTS AND REVENUES REALIZED IN 1956 TO MEET EXPENDITURES AND REQUIRED PAYMENTS

Surplus revenue appropriated ..	\$18,660.09
Miscellaneous revenues realized ..	62,299.15
State aid revenues realized	5,486.00
Delinquent taxes including	
liens—1956 collections	14,096.97
Current taxes—1956 collections..	89,620.75
Emergency borrowings

TOTAL RECEIPTS AND REVENUES REALIZED \$190,162.96

CAPITAL OUTLAY—1956

Beaches and boardwalks
Buildings and equipment
Parks and playgrounds
Sewers
Streets, roads and bridges
Water supply
Other

Tax rate	\$8.88
Local school tax rate	5.80
County tax rate	3.08
Local purpose tax rate

TAXES

Local school tax ...	\$69,438.80
County taxes	36,728.12
Special district taxes	750.00

Local purpose levy \$106,916.92

Total tax levy (tax duplicate) \$106,916.92

Per Capita Total Tax Levy \$56.07

Current

1956 taxes levied (total)	\$106,916.92
Collected in 1956	89,620.75
Per cent of levy collected in 1956 ..	83.82
Transferred to liens
Cancelled, abated or adjusted
Outstanding December 31, 1956 ..	\$17,296.17

All Prior Years Outstanding

Balance January 1, 1956	\$15,039.19
Collected in 1956	14,096.97
Balance December 31, 1956	\$742.58

Tax Title Liens Outstanding

Balance January 1, 1956	\$254.94
Redeemed by cash
Balance December 31, 1956	\$254.94

Property Acquired by Deed or Foreclosure

Balance January 1, 1956
Sale for cash
Balance December 31, 1956

CAPITAL DEBT, DECEMBER 31, 1956

Gross Debt

School debt
Self-liquidating debt
Other capital debt

TOTAL GROSS DEBT

Per Capita Gross Debt

Deductions for

School debt
Self-liquidating debt
Other capital debt

TOTAL DEDUCTIONS

NET DEBT

Average Assessed Valuations

Real Property 1954-1955-1956.. \$979,596.00

Per Cent of Net Debt

CURRENT FINANCES DECEMBER 31, 1956

Cash	\$112,168.43
Taxes receivable	18,038.75
Tax title liens	254.94
Foreclosed property
Other receivables	1,789.57
State road aid receivable
Emergencies and deferred charges

TOTAL ASSETS \$132,251.69

Cash liabilities	\$23,395.88
Reserves for receivables	20,083.26
Surplus revenue	88,772.55

TOTAL LIABILITIES AND SURPLUS \$132,251.69

MANSFIELD TOWNSHIP—WARREN COUNTY

Population Census, 1950—1,497

Land Area 30.1 sq. mi.

Net Valuation Taxable \$1,381,663

EXPENDITURES AND RE- QUIRED PAYMENTS FOR 1956

General Government	
Administrative and executive	\$5,550.00
Assessment and collection of taxes	2,550.00
Finance Department	400.00
Protection to Persons & Property	
Fire	1,100.00
Police	100.00
Other
Streets and Roads	
Repairs and maintenance	21,693.10
Street lighting
Sanitation	
Street cleaning
Garbage and ash removal
Sewers
Health and Charities	
Health service	150.00
Welfare—public assistance	400.00
Hospitals (aid and maintenance)
Other
Recreation	
Beaches and boardwalks
Parks and playgrounds
Other
Educational (Exclusive of school districts) ..	
.....
Unclassified Purposes (Including contingent)	
.....	150.00
SUB-TOTAL—Municipal functions..	\$32,093.10

Per Capita—Municipal functions	
.....	\$21.44
Capital imp'ts and capital imp't fund	\$5,600.00
Debt Service	
Principal payments
Interest payments

Total
Per Capita Debt Service	
.....
Deferred Charges and Statutory Expenditures	
Emergencies
Other deferred chgs.	\$597.16
Total	597.16

TOTAL—Municipal expenditures ... **\$38,290.26**

Required Payments for Local School, County, and Special District Taxes	
.....	96,520.92

TOTAL EXPENDITURES AND REQUIRED PAYMENTS **\$134,811.18**

Reserve for uncollected taxes

GRAND TOTAL—Budget

RECEIPTS AND REVENUES REALIZED IN 1956 TO MEET EXPENDITURES AND RE- QUIRED PAYMENTS

Surplus revenue appropriated ..	\$13,000.00
Miscellaneous revenues realized ..	18,894.25
State aid revenues realized	12,929.00
Delinquent taxes including	
liens—1956 collections	5,799.66
Current taxes—1956 collections..	93,621.59
Emergency borrowings

TOTAL RECEIPTS AND REVENUES REALIZED **\$144,244.50**

CAPITAL OUTLAY—1956

Beaches and boardwalks
Buildings and equipment
Parks and playgrounds
Sewers
Streets, roads and bridges
Water supply
Other

Tax rate	\$7.10
Local school tax rate	4.60
County tax rate	2.39
Local purpose tax rate	0.11

TAXES

Local school tax ...	\$63,500.00	\$96,520.92
County taxes	33,020.92	1,491.70
Special district taxes
Local purpose levy
Total tax levy (tax duplicate)	\$98,012.62

Per Capita Total Tax Levy **\$65.47**

Current

1956 taxes levied (total)	\$102,502.84
Collected in 1956	93,621.59
Per cent of levy collected in 1956 ...	91.33
Transferred to liens	78.10
Cancelled, abated or adjusted ..	481.43
Outstanding December 31, 1956 ..	\$8,321.72

All Prior Years Outstanding

Balance January 1, 1956	\$33,439.55
Collected in 1956	5,799.66
Balance December 31, 1956	\$27,481.47

Tax Title Liens Outstanding

Balance January 1, 1956	\$1,045.26
Redeemed by cash
Balance December 31, 1956	\$1,172.52

Property Acquired by Deed or Foreclosure

Balance January 1, 1956
Sale for cash
Balance December 31, 1956

CAPITAL DEBT, DECEMBER 31, 1956

Gross Debt	
School debt
Self-liquidating debt
Other capital debt ..	\$5,564.00
TOTAL GROSS DEBT	\$5,564.00
Per Capita Gross Debt	\$3.72

Deductions for

School debt
Self-liquidating debt
Other capital debt ..	\$5,564.00
TOTAL DEDUCTIONS	5,564.00
NET DEBT

Average Assessed Valuations

Real Property 1954-1955-1956.. **\$1,101,215.00**

Per Cent of Net Debt

CURRENT FINANCES DECEMBER 31, 1956

Cash	\$79,627.13
Taxes receivable	35,803.19
Tax title liens	1,172.52
Foreclosed property
Other receivables	11.25
State road aid receivable	9,000.00
Emergencies and deferred charges ..	43.10
TOTAL ASSETS	\$125,657.19

Cash liabilities	\$48,612.04
Reserves for receivables	36,986.96
Surplus revenue	40,058.19

TOTAL LIABILITIES AND SURPLUS **\$125,657.19**

MANTOLOKING BOROUGH—OCEAN COUNTY

Population Census, 1950—72 Land Area 0.44 sq. mi. Net Valuation Taxable \$2,517,716

EXPENDITURES AND RE-REQUIRED PAYMENTS FOR 1956	
General Government	
Administrative and executive	\$9,970.00
Assessment and collection of taxes	4,050.00
Finance Department
Protection to Persons & Property	
Fire	4,675.00
Police	30,315.00
Other
Streets and Roads	
Repairs and maintenance	10,600.00
Street lighting	2,000.00
Sanitation	
Street cleaning
Garbage and ash removal	7,950.00
Sewers
Health and Charities	
Health service	450.00
Welfare—public assistance
Hospitals (aid and maintenance)	100.00
Other
Recreation	
Beaches and boardwalks
Parks and playgrounds
Other
Educational	
(Exclusive of school districts)
Unclassified Purposes	
(Including contingent)	1,000.00
SUB-TOTAL—Municipal functions..	\$71,110.00
Per Capita—Municipal functions	
Capital imp'ts and capital imp't fund	\$987.64
Debt Service	
Principal payments ..	\$3,000.00
Interest payments ..	250.00
Total	\$3,250.00
Per Capita Debt Service	
Deferred Charges and Statutory Expenditures	\$45.14
Emergencies
Other deferred chgs. ..	\$3,640.00
Total	3,640.00
TOTAL—Municipal expenditures ...	\$78,000.00
Required Payments for Local School, County, and Special District Taxes	
	45,845.79
TOTAL EXPENDITURES AND REQUIRED PAYMENTS	\$123,845.79
Reserve for uncollected taxes	\$4,000.00
GRAND TOTAL—Budget	\$127,845.79
RECEIPTS AND REVENUES REALIZED IN 1956 TO MEET EXPENDITURES AND RE-REQUIRED PAYMENTS	
Surplus revenue appropriated ..	\$10,000.00
Miscellaneous revenues realized ..	14,503.41
State aid revenues realized	440.00
Delinquent taxes including
liens—1956 collections	4,029.59
Current taxes—1956 collections..	100,401.58
Emergency borrowings
TOTAL RECEIPTS AND REVENUES REALIZED	\$129,374.58
CAPITAL OUTLAY—1956	
Beaches and boardwalks
Buildings and equipment
Parks and playgrounds
Sewers
Streets, roads and bridges
Water supply
Other

Tax rate	\$4.00
Local school tax rate	0.12
County tax rate	1.70
Local purpose tax rate	2.27
TAXES	
Local school tax ...	\$3,000.00
County taxes	42,845.79
Special district taxes
Local purpose levy	\$45,845.79
	57,000.00
Total tax levy (tax duplicate) ..	\$102,845.79
Per Capita Total Tax Levy	\$1,428.41
Current	
1956 taxes levied (total)	\$103,879.04
Collected in 1956	100,401.58
Per cent of levy collected in 1956 ...	96.65
Transferred to liens
Cancelled, abated or adjusted ...	102.95
Outstanding December 31, 1956 ..	\$3,374.51
All Prior Years Outstanding	
Balance January 1, 1956	\$4,753.03
Collected in 1956	4,029.51
Balance December 31, 1956	\$484.43
Tax Title Liens Outstanding	
Balance January 1, 1956
Redeemed by cash
Balance December 31, 1956
Property Acquired by Deed or Foreclosure	
Balance January 1, 1956
Sale for cash
Balance December 31, 1956

CAPITAL DEBT, DECEMBER 31, 1956

Gross Debt	
School debt
Self-liquidating debt
Other capital debt ..	\$12,000.00
TOTAL GROSS DEBT	\$12,000.00
Per Capita Gross Debt	\$166.67
Deductions for	
School debt
Self-liquidating debt
Other capital debt
TOTAL DEDUCTIONS
NET DEBT	\$12,000.00

Average Assessed Valuations
 Real Property 1954-1955-1956.. \$2,333,699.00
 Per Cent of Net Debt

CURRENT FINANCES DECEMBER 31, 1956	
Cash	\$36,218.55
Taxes receivable	3,858.94
Tax title liens
Foreclosed property
Other receivables	50.00
State road aid receivable
Emergencies and deferred charges
TOTAL ASSETS	\$40,127.49
Cash liabilities	\$16,821.33
Reserves for receivables	3,908.94
Surplus revenue	19,397.22
TOTAL LIABILITIES AND SURPLUS	\$40,127.49

MANTUA TOWNSHIP—GLOUCESTER COUNTY

Population Census, 1950—3,548 Land Area 19.29 sq. mi. Net Valuation Taxable \$2,977,051

EXPENDITURES AND RE-REQUIRED PAYMENTS FOR 1956	
General Government	
Administrative and executive	\$8,694.16
Assessment and collection of taxes	6,634.67
Finance Department	650.00
Protection to Persons & Property	
Fire	4,896.75
Police	3,954.50
Other
Streets and Roads	
Repairs and maintenance	11,225.54
Street lighting	6,320.52
Sanitation	
Street cleaning
Garbage and ash removal
Sewers
Health and Charities	
Health service	2,175.00
Welfare—public assistance	580.25
Hospitals (aid and maintenance)
Other
Recreation	
Beaches and boardwalks
Parks and playgrounds
Other
Educational	
(Exclusive of school districts)
Unclassified Purposes	
(Including contingent)	630.00
SUB-TOTAL—Municipal functions..	\$45,761.39
Per Capita—Municipal functions	
.....	\$12.90
Capital imp'ts and capital imp't fund	\$12,082.46
Debt Service	
Principal payments ..	\$6,000.00
Interest payments ..	2,000.00
Total	8,000.00
Per Capita Debt Service	
.....	\$2.25
Deferred Charges and Statutory Expenditures	
Emergencies	\$1,000.00
Other deferred chgs.	30,306.15
Total	31,306.15
TOTAL—Municipal expenditures ...	\$97,150.00
Required Payments for Local School, County, and Special District Taxes	
.....	184,558.90
TOTAL EXPENDITURES AND REQUIRED PAYMENTS	\$281,708.90
Reserve for uncollected taxes	\$26,472.60
GRAND TOTAL—Budget	\$308,181.50
RECEIPTS AND REVENUES REALIZED IN 1956 TO MEET EXPENDITURES AND RE-REQUIRED PAYMENTS	
Surplus revenue appropriated ..	\$24,422.00
Miscellaneous revenues realized.	54,990.59
State aid revenues realized	11,106.00
Delinquent taxes including	
liens—1956 collections	20,809.92
Current taxes—1956 collections..	210,333.73
Emergency borrowings
TOTAL RECEIPTS AND REVENUES REALIZED	\$321,662.24

CAPITAL OUTLAY—1956

Beaches and boardwalks
Buildings and equipment
Parks and playgrounds
Sewers
Streets, roads and bridges
Water supply
Other

Tax rate	\$7.20
Local school tax rate	4.97
County tax rate	1.23
Local purpose tax rate	1.00
TAXES	
Local school tax ...	\$147,882.36
County taxes	36,676.54
Special district taxes
Local purpose levy	\$184,558.90
.....	30,694.60
Total tax levy (tax duplicate) ..	\$215,253.50
Per Capita Total Tax Levy	
.....	\$60.67
Current	
1956 taxes levied (total)	\$227,127.68
Collected in 1956	210,333.73
Per cent of levy col-lected in 1956 ...	92.60
Transferred to liens	1,036.80
Cancelled, abated or adjusted	1,652.71
Outstanding December 31, 1956 ..	\$14,104.44
All Prior Years Outstanding	
Balance January 1, 1956	\$23,849.80
Collected in 1956	20,452.92
Balance December 31, 1956	\$2,047.21
Tax Title Liens Outstanding	
Balance January 1, 1956	\$4,479.29
Redeemed by cash	357.00
Balance December 31, 1956	\$5,161.07
Property Acquired by Deed or Foreclosure	
Balance January 1, 1956	\$28,023.50
Sale for cash	1,977.50
Balance December 31, 1956	\$26,046.00

CAPITAL DEBT, DECEMBER 31, 1956

Gross Debt	
School debt	\$256,000.00
Self-liquidating debt.
Other capital debt ..	47,000.00
TOTAL GROSS DEBT	\$303,000.00
Per Capita Gross Debt	
.....	\$85.40
Deductions for	
School debt	\$158,068.00
Self-liquidating debt.
Other capital debt
TOTAL DEDUCTIONS	158,068.00
NET DEBT	\$144,932.00
Average Assessed Valuations	
Real Property 1954-1955-1956..	\$2,634,475.00
Per Cent of Net Debt	5.50

CURRENT FINANCES DECEMBER 31, 1956

Cash	\$222,064.11
Taxes receivable	16,151.65
Tax title liens	5,161.07
Foreclosed property	26,046.00
Other receivables	1,577.96
State road aid receivable	892.14
Emergencies and deferred charges ..	1,880.31
TOTAL ASSETS	\$273,773.24
Cash liabilities	\$16,768.33
Reserves for receivables	48,936.68
Surplus revenue	208,068.23
TOTAL LIABILITIES AND SURPLUS	\$273,773.24

MANVILLE BOROUGH—SOMERSET COUNTY

Population Census, 1950—8,597 Land Area 2.5 sq. mi. Net Valuation Taxable \$7,079,800

EXPENDITURES AND REQUIRED PAYMENTS FOR 1956

General Government	
Administrative and executive	\$67,711.00
Assessment and collection of taxes	20,410.00
Finance Department	3,925.00

Protection to Persons & Property	
Fire	25,500.00
Police	82,582.00
Other

Streets and Roads	
Repairs and maintenance	86,339.00
Street lighting	11,800.00

Sanitation	
Street cleaning	2,700.00
Garbage and ash removal	20,400.00
Sewers	29,001.00

Health and Charities	
Health service	9,025.00
Welfare—public assistance	4,475.00
Hospitals (aid and maintenance)	1,100.00
Other	2,157.00

Recreation	
Beaches and boardwalks
Parks and playgrounds	6,800.00
Other

Educational	
(Exclusive of school districts) ..	925.00

Unclassified Purposes	
(Including contingent)	1,700.00

SUB-TOTAL—Municipal functions..	\$376,550.00
--	---------------------

Per Capita—Municipal functions	\$43.80
--	----------------

Capital imp'ts and capital imp't fund	\$6,000.00
---------------------------------------	------------

Debt Service	
Principal payments ..	\$72,000.00
Interest payments ..	12,298.10

Total	84,298.10
--------------------	------------------

Per Capita Debt Service	\$9.81
--------------------------------------	---------------

Deferred Charges and Statutory Expenditures	
Emergencies
Other deferred chgs.	\$20,591.00

Total	20,591.00
--------------------	------------------

TOTAL—Municipal expenditures ...	\$487,439.10
---	---------------------

Required Payments for Local School, County, and Special District Taxes	467,427.23
---	-------------------

TOTAL EXPENDITURES AND REQUIRED PAYMENTS	\$954,866.33
---	---------------------

Reserve for uncollected taxes	\$61,116.18
-------------------------------------	-------------

GRAND TOTAL—Budget	\$1,015,982.51
---------------------------------	-----------------------

RECEIPTS AND REVENUES REALIZED IN 1956 TO MEET EXPENDITURES AND REQUIRED PAYMENTS

Surplus revenue appropriated ..	\$135,000.00
Miscellaneous revenues realized.	233,010.54
State aid revenues realized	5,889.00

Delinquent taxes including	
liens—1956 collections	32,035.72
Current taxes—1956 collections..	707,062.71
Emergency borrowings

TOTAL RECEIPTS AND REVENUES REALIZED	\$1,112,997.97
---	-----------------------

CAPITAL OUTLAY—1956

Beaches and boardwalks
Buildings and equipment
Parks and playgrounds
Sewers	\$15,701.16
Streets, roads and bridges	39,965.11
Water supply	25,151.67
Other

Tax rate	\$10.32
Local school tax rate	5.36
County tax rate	1.24
Local purpose tax rate	3.72

TAXES

Local school tax ...	\$379,785.79	
County taxes	87,641.44	
Special district taxes	

Local purpose levy	\$467,427.23
	265,566.28

Total tax levy (tax duplicate) ..	\$732,993.51
--	---------------------

Per Capita Total Tax Levy	\$85.26
--	----------------

Current	
1956 taxes levied (total)	\$739,167.22
Collected in 1956	707,062.71
Per cent of levy collected in 1956 ..	95.65
Transferred to liens
Cancelled, abated or adjusted	337.98
Outstanding December 31, 1956 ..	\$31,766.53

All Prior Years Outstanding	
Balance January 1, 1956	\$66,812.76
Collected in 1956	31,754.41
Balance December 31, 1956	\$34,822.94

Tax Title Liens Outstanding	
Balance January 1, 1956	\$2,599.71
Redeemed by cash	281.31
Balance December 31, 1956	\$2,317.40

Property Acquired by Deed or Foreclosure	
Balance January 1, 1956	\$101,662.91
Sale for cash	57,868.73
Balance December 31, 1956	\$52,820.43

CAPITAL DEBT, DECEMBER 31, 1956

Gross Debt	
School debt	\$1,440,000.00
Self-liquidating debt.	342,000.00
Other capital debt ..	405,500.00

TOTAL GROSS DEBT	\$2,187,500.00
-------------------------------	-----------------------

Per Capita Gross Debt	\$254.45
------------------------------------	-----------------

Deductions for	
School debt	\$411,189.00
Self-liquidating debt.	342,000.00
Other capital debt ..	113,281.00

TOTAL DEDUCTIONS	866,470.00
-------------------------------	-------------------

NET DEBT	\$1,321,030.00
-----------------------	-----------------------

Average Assessed Valuations	
Real Property 1954-1955-1956..	\$5,139,865.00
Per Cent of Net Debt	25.70

CURRENT FINANCES DECEMBER 31, 1956

Cash	\$320,693.48
Taxes receivable	66,589.47
Tax title liens	2,317.40
Foreclosed property	52,820.43
Other receivables	3,227.46
State road aid receivable
Emergencies and deferred charges

TOTAL ASSETS	\$445,648.24
---------------------------	---------------------

Cash liabilities	\$57,124.36
Reserves for receivables	124,954.76
Surplus revenue	263,569.12

TOTAL LIABILITIES AND SURPLUS	\$445,648.24
--	---------------------

MAPLE SHADE TOWNSHIP—BURLINGTON COUNTY

Population Census, 1950—6,560

Land Area 3.72 sq. mi.

Net Valuation Taxable \$8,427,921

EXPENDITURES AND REQUIRED PAYMENTS FOR 1956	
General Government	
Administrative and executive	\$42,850.00
Assessment and collection of taxes	25,375.00
Finance Department	2,255.00
Protection to Persons & Property	
Fire	17,340.00
Police	77,890.00
Other
Streets and Roads	
Repairs and maintenance	122,675.00
Street lighting	17,000.00
Sanitation	
Street cleaning
Garbage and ash removal	15,100.00
Sewers
Health and Charities	
Health service	2,915.00
Welfare—public assistance	1,500.00
Hospitals (aid and maintenance)
Other
Recreation	
Beaches and boardwalks
Parks and playgrounds	10,550.00
Other
Educational (Exclusive of school districts) ..	
	1,055.00
Unclassified Purposes (Including contingent)	
	4,428.76
SUB-TOTAL—Municipal functions..	\$340,933.76

Per Capita—Municipal functions	\$51.97
Capital imp'ts and capital imp't fund	\$38,900.00
Debt Service	
Principal payments	\$32,000.00
Interest payments	11,185.00
Total	43,185.00
Per Capita Debt Service	
	\$6.58
Deferred Charges and Statutory Expenditures	
Emergencies
Other deferred chgs.	\$13,798.49
Total	13,798.49

TOTAL—Municipal expenditures \$436,817.25

Required Payments for Local School, County, and Special District Taxes 590,127.11

TOTAL EXPENDITURES AND REQUIRED PAYMENTS \$1,026,944.36

Reserve for uncollected taxes \$78,182.75

GRAND TOTAL—Budget \$1,105,127.11

RECEIPTS AND REVENUES REALIZED IN 1956 TO MEET EXPENDITURES AND REQUIRED PAYMENTS

Surplus revenue appropriated	\$100,000.00
Miscellaneous revenues realized.	162,819.08
State aid revenues realized	8,258.00
Delinquent taxes including liens—1956 collections	51,797.31
Current taxes—1956 collections.. . . .	715,554.48
Emergency borrowings

TOTAL RECEIPTS AND REVENUES REALIZED \$1,038,428.87

CAPITAL OUTLAY—1956

Beaches and boardwalks
Buildings and equipment
Parks and playgrounds
Sewers	\$21,202.95
Streets, roads and bridges	15,231.65
Water supply	127,351.81
Other

Tax rate	\$9.08
Local school tax rate	5.10
County tax rate	1.91
Local purpose tax rate	2.07

TAXES

Local school tax	\$429,574.70	
County taxes	160,552.41	
Special district taxes	
Local purpose levy	\$590,127.11
Total tax levy (tax duplicate)	\$765,127.11

Per Capita Total Tax Levy \$116.64

Current	
1956 taxes levied (total)	\$775,413.20
Collected in 1956	715,554.48
Per cent of levy collected in 1956	92.28
Transferred to liens	1,227.08
Cancelled, abated or adjusted	3,187.67
Outstanding December 31, 1956 ..	\$55,443.97

All Prior Years Outstanding	
Balance January 1, 1956	\$62,709.17
Collected in 1956	51,208.81
Balance December 31, 1956	\$11,278.00

Tax Title Liens Outstanding	
Balance January 1, 1956	\$14,148.43
Redeemed by cash	588.50
Balance December 31, 1956	\$14,787.01

Property Acquired by Deed or Foreclosure	
Balance January 1, 1956	\$21,900.87
Sale for cash	3,608.00
Balance December 31, 1956	\$18,292.87

CAPITAL DEBT, DECEMBER 31, 1956

Gross Debt	
School debt	\$399,000.00
Self-liquidating debt.	296,703.00
Other capital debt	358,500.00

TOTAL GROSS DEBT \$1,054,203.00

Per Capita Gross Debt \$160.70

Deductions for	
School debt	\$347,285.00
Self-liquidating debt.	296,703.00
Other capital debt

TOTAL DEDUCTIONS 643,988.00

NET DEBT \$410,215.00

Average Assessed Valuations	
Real Property 1954-1955-1956.. . . .	\$5,788,082.00
Per Cent of Net Debt	7.08

CURRENT FINANCES DECEMBER 31, 1956

Cash	\$225,254.52
Taxes receivable	66,721.97
Tax title liens	14,787.01
Foreclosed property	18,292.87
Other receivables	4,338.40
State road aid receivable	161.64
Emergencies and deferred charges ..	53,000.00

TOTAL ASSETS \$382,556.41

Cash liabilities	\$35,727.08
Reserves for receivables	104,140.25
Surplus revenue	242,689.08

TOTAL LIABILITIES AND SURPLUS \$382,556.41

MAPLEWOOD TOWNSHIP—ESSEX COUNTY

Population Census, 1950—25,201

Land Area 4.0 sq. mi.

Net Valuation Taxable \$50,421,296

EXPENDITURES AND REQUIRED PAYMENTS FOR 1956

General Government	
Administrative and executive	\$156,495.95
Assessment and collection of taxes	41,036.06
Finance Department	2,762.40
Protection to Persons & Property	
Fire	261,376.06
Police	277,144.34
Other
Streets and Roads	
Repairs and maintenance	77,109.43
Street lighting	36,626.79
Sanitation	
Street cleaning
Garbage and ash removal
Sewers	52,468.59
Health and Charities	
Health service	22,771.03
Welfare—public assistance	1,313.56
Hospitals (aid and maintenance)	11,500.00
Other
Recreation	
Beaches and boardwalks
Parks and playgrounds	57,307.50
Other	18,927.62
Educational	
(Exclusive of school districts) ..	74,892.00
Unclassified Purposes	
(Including contingent)	70,238.19
SUB-TOTAL—Municipal functions..	\$1,161,969.52

Per Capita—Municipal functions	
Capital imp'ts and capital imp't fund	\$46.11
Debt Service	
Principal payments ..	\$90,000.00
Interest payments ..	33,810.75
Total	123,810.75
Per Capita Debt Service	
	\$4.91
Deferred Charges and Statutory Expenditures	
Emergencies	\$2,500.00
Other deferred chgs.	121,683.60
Total	124,183.60

TOTAL—Municipal expenditures ...	\$1,419,809.89
Required Payments for Local School, County, and Special District Taxes	
	2,500,087.81

TOTAL EXPENDITURES AND REQUIRED PAYMENTS	\$3,919,897.70
Reserve for uncollected taxes	\$200,000.00
GRAND TOTAL—Budget	\$4,119,897.70

RECEIPTS AND REVENUES REALIZED IN 1956 TO MEET EXPENDITURES AND REQUIRED PAYMENTS	
Surplus revenue appropriated ..	\$250,000.00
Miscellaneous revenues realized ..	249,470.34
State aid revenues realized	17,412.24
Delinquent taxes including liens—1956 collections	66,045.10
Current taxes—1956 collections ..	3,555,322.63
Emergency borrowings
TOTAL RECEIPTS AND REVENUES REALIZED	\$4,138,250.31

CAPITAL OUTLAY—1956

Beaches and boardwalks
Buildings and equipment	\$123,748.88
Parks and playgrounds
Sewers
Streets, roads and bridges
Water supply
Other	11,170.64

Tax rate	\$7.14
Local school tax rate	3.25
County tax rate	1.71
Local purpose tax rate	2.18

TAXES

Local school tax ...	\$1,639,862.85
County taxes	860,224.96
Special district taxes
Local purpose levy	\$2,500,087.81
	1,107,655.01
Total tax levy (tax duplicate) ..	\$3,607,742.82

Per Capita Total Tax Levy	\$143.16
--	-----------------

Current

1956 taxes levied (total)	\$3,620,303.30
Collected in 1956	3,555,322.63
Per cent of levy collected in 1956 ...	98.20
Transferred to liens	471.24
Cancelled, abated or adjusted	3,545.01
Outstanding December 31, 1956 ..	\$60,964.42

All Prior Years Outstanding

Balance January 1, 1956	\$71,675.41
Collected in 1956	66,045.10
Balance December 31, 1956	\$4,264.26

Tax Title Liens Outstanding

Balance January 1, 1956	\$453.96
Redeemed by cash
Balance December 31, 1956	\$1,426.47

Property Acquired by Deed or Foreclosure

Balance January 1, 1956	\$20,001.00
Sale for cash
Balance December 31, 1956	\$20,001.00

CAPITAL DEBT, DECEMBER 31, 1956

Gross Debt	
School debt	\$4,006,985.00
Self-liquidating debt.
Other capital debt ..	955,000.00
TOTAL GROSS DEBT	\$4,961,985.00
Per Capita Gross Debt	\$196.90

Deductions for

School debt	\$3,718,017.00
Self-liquidating debt.
Other capital debt
TOTAL DEDUCTIONS	3,718,017.00
NET DEBT	\$1,243,968.00

Average Assessed Valuations

Real Property 1954-1955-1956 ..	\$46,475,213.00
Per Cent of Net Debt	2.67

CURRENT FINANCES DECEMBER 31, 1956

Cash	\$377,790.85
Taxes receivable	65,228.68
Tax title liens	1,426.47
Foreclosed property	20,001.00
Other receivables	200.00
State road aid receivable
Emergencies and deferred charges ..	3,155.00
TOTAL ASSETS	\$467,802.00
Cash liabilities	\$8,838.51
Reserves for receivables	86,856.15
Surplus revenue	372,107.34
TOTAL LIABILITIES AND SURPLUS	\$467,802.00

MARGATE CITY—CITY—ATLANTIC COUNTY

Population Census, 1950—4,715

Land Area 1.49 sq. mi.

Net Valuation Taxable \$8,263,770

EXPENDITURES AND REQUIRED PAYMENTS FOR 1956	
General Government	
Administrative and executive	\$65,430.00
Assessment and collection of taxes	26,056.25
Finance Department
Protection to Persons & Property	
Fire	54,550.00
Police	127,500.00
Other
Streets and Roads	
Repairs and maintenance	74,000.00
Street lighting	26,500.00
Sanitation	
Street cleaning
Garbage and ash removal	47,000.00
Sewers	86,675.29
Health and Charities	
Health service	1,430.00
Welfare—public assistance	500.00
Hospitals (aid and maintenance)	3,500.00
Other	3,150.00
Recreation	
Beaches and boardwalks
Parks and playgrounds	6,750.00
Other
Educational	
(Exclusive of school districts)
Unclassified Purposes	
(Including contingent)	12,025.00
SUB-TOTAL—Municipal functions..	\$535,066.54
Per Capita—Municipal functions \$113.48	
Capital imp'ts and capital imp't fund	\$91,465.77
Debt Service	
Principal payments	\$77,000.00
Interest payments	85,570.50
Total	*162,570.50
Per Capita Debt Service \$34.48	
Deferred Charges and Statutory Expenditures	
Emergencies	\$42,997.29
Other deferred chgs.	27,954.22
Total	70,951.51
TOTAL—Municipal expenditures	\$860,054.32
Required Payments for Local School, County, and Special District Taxes 548,318.97	
TOTAL EXPENDITURES AND REQUIRED PAYMENTS	\$1,408,373.29
Reserve for uncollected taxes	\$115,800.67
GRAND TOTAL—Budget	\$1,524,173.96
RECEIPTS AND REVENUES REALIZED IN 1956 TO MEET EXPENDITURES AND REQUIRED PAYMENTS	
Surplus revenue appropriated	\$200,000.00
Miscellaneous revenues realized	208,347.15
State aid revenues realized	15,693.45
Delinquent taxes including	
Liens—1956 collections	45,156.98
Current taxes—1956 collections	1,151,105.72
Emergency borrowings
TOTAL RECEIPTS AND REVENUES REALIZED	\$1,620,303.30

CAPITAL OUTLAY—1956

Beaches and boardwalks
Buildings and equipment	\$350,000.00
Parks and playgrounds	3,065.00
Sewers
Streets, roads and bridges	43,430.72
Water supply	51,920.83
Other

Tax rate	\$14.50
Local school tax rate	4.37
County tax rate	2.71
Local purpose tax rate	7.42

TAXES

Local school tax	\$361,451.42	
County taxes	224,212.34	
Special district taxes	
Local purpose levy	\$585,663.76
Total tax levy (tax duplicate)	613,324.89

Per Capita Total Tax Levy	\$254.29
--	-----------------

Current	
1956 taxes levied (total)	\$1,212,934.46
Collected in 1956	1,151,105.72
Per cent of levy collected in 1956	94.90
Transferred to liens	1,026.56
Cancelled, abated or adjusted	8,292.29
Outstanding December 31, 1956 ..	\$52,509.89

All Prior Years Outstanding	
Balance January 1, 1956	\$44,790.44
Collected in 1956	43,765.76
Balance December 31, 1956	\$84.67

Tax Title Liens Outstanding	
Balance January 1, 1956	\$19,294.28
Redeemed by cash	1,391.22
Balance December 31, 1956	\$18,929.62

Property Acquired by Deed or Foreclosure	
Balance January 1, 1956	\$162,255.00
Sale for cash	100,882.50
Balance December 31, 1956	\$133,840.00

CAPITAL DEBT, DECEMBER 31, 1956

Gross Debt	
School debt	\$732,000.00
Self-liquidating debt.
Other capital debt	2,390,000.00

TOTAL GROSS DEBT	\$3,122,000.00
Per Capita Gross Debt	\$662.14

Deductions for	
School debt	\$461,810.00
Self-liquidating debt.
Other capital debt	7,000.00

TOTAL DEDUCTIONS	468,810.00
NET DEBT	\$2,653,190.00

Average Assessed Valuations	
Real Property 1954-1955-1956..	\$7,696,839.00
Per Cent of Net Debt	34.47

CURRENT FINANCES DECEMBER 31, 1956

Cash	\$540,381.86
Taxes receivable	52,594.56
Tax title liens	18,929.62
Foreclosed property	133,840.00
Other receivables	27,985.47
State road aid receivable	19,918.42
Emergencies and deferred charges	68,247.31
TOTAL ASSETS	\$861,897.24

Cash liabilities	\$202,002.50
Reserves for receivables	233,349.65
Surplus revenue	426,545.09

TOTAL LIABILITIES AND SURPLUS	\$861,897.24
--	---------------------

* Includes \$26,447.50 Chapter VI School Debt Service.

MARLBORO TOWNSHIP—MONMOUTH COUNTY

Population Census, 1950—6,359 Land Area 30.2 sq. mi. Net Valuation Taxable \$2,381,055

EXPENDITURES AND RE-REQUIRED PAYMENTS FOR 1956	
General Government	
Administrative and executive	\$19,831.37
Assessment and collection of taxes ..	4,508.68
Finance Department	1,100.00
Protection to Persons & Property	
Fire	3,600.00
Police	6,102.53
Other
Streets and Roads	
Repairs and maintenance	33,422.74
Street lighting	2,301.50
Sanitation	
Street cleaning
Garbage and ash removal
Sewers
Health and Charities	
Health service	4,050.00
Welfare—public assistance	3,094.59
Hospitals (aid and maintenance)
Other
Recreation	
Beaches and boardwalks
Parks and playgrounds
Other
Educational	
(Exclusive of school districts)
Unclassified Purposes	
(Including contingent)	300.00
SUB-TOTAL—Municipal functions..	\$78,311.41
Per Capita—Municipal functions	
Capital imp'ts and capital imp't fund	\$12.32
Debt Service	\$16,500.00
Principal payments
Interest payments ..	\$1,977.26
Total	1,977.26
Per Capita Debt Service	
Deferred Charges and Statutory Expenditures	\$0.31
Emergencies	\$6,200.00
Other deferred chgs.	1,461.33
Total	7,661.33
TOTAL—Municipal expenditures ...	\$104,450.00
Required Payments for Local School, County, and Special District Taxes	
	222,130.56
TOTAL EXPENDITURES AND REQUIRED PAYMENTS	\$326,580.56
Reserve for uncollected taxes	\$81,155.37
GRAND TOTAL—Budget	\$407,735.93
RECEIPTS AND REVENUES REALIZED IN 1956 TO MEET EXPENDITURES AND REQUIRED PAYMENTS	
Surplus revenue appropriated ..	\$55,000.00
Miscellaneous revenues realized. ..	52,725.99
State aid revenues realized	10,300.00
Delinquent taxes including	
Liens—1956 collections	36,874.62
Current taxes—1956 collections..	239,311.23
Emergency borrowings
TOTAL RECEIPTS AND REVENUES REALIZED	\$394,211.84

CAPITAL OUTLAY—1956

Beaches and boardwalks
Buildings and equipment
Parks and playgrounds
Sewers
Streets, roads and bridges
Water supply
Other

Tax rate	\$12.53
Local school tax rate	6.99
County tax rate	2.34
Local purpose tax rate	3.20
TAXES	
Local school tax ...	\$166,466.50
County taxes	55,664.06
Special district taxes
Local purpose levy	76,005.37
Total tax levy (tax duplicate) ..	\$298,135.93
Per Capita Total Tax Levy	\$46.88
Current	
1956 taxes levied (total)	\$301,854.37
Collected in 1956	239,311.23
Per cent of levy collected in 1956 ...	79.28
Transferred to liens
Cancelled, abated or adjusted
Outstanding December 31, 1956 ..	\$62,543.14
All Prior Years Outstanding	
Balance January 1, 1956	\$38,200.56
Collected in 1956	35,232.89
Balance December 31, 1956	\$2,967.67
Tax Title Liens Outstanding	
Balance January 1, 1956	\$16,070.65
Redeemed by cash	1,641.73
Balance December 31, 1956	\$14,428.92
Property Acquired by Deed or Foreclosure	
Balance January 1, 1956
Sale for cash
Balance December 31, 1956

CAPITAL DEBT, DECEMBER 31, 1956

Gross Debt	
School debt	\$695,580.00
Self-liquidating debt.
Other capital debt ..	129,000.00
TOTAL GROSS DEBT	\$824,580.00
Per Capita Gross Debt	\$129.67
Deductions for	
School debt	\$391,580.00
Self-liquidating debt.
Other capital debt
TOTAL DEDUCTIONS	391,580.00
NET DEBT	\$433,000.00

Average Assessed Valuations
Real Property 1954-1955-1956.. \$2,066,675.00
Per Cent of Net Debt 20.95

CURRENT FINANCES DECEMBER 31, 1956

Cash	\$225,198.19
Taxes receivable	65,510.81
Tax title liens	14,428.92
Foreclosed property
Other receivables	17.00
State road aid receivable	5,500.00
Emergencies and deferred charges ..	3,000.00
TOTAL ASSETS	\$313,654.92
Cash liabilities	\$25,516.98
Reserves for receivables	79,956.73
Surplus revenue	208,181.21
TOTAL LIABILITIES AND SURPLUS	\$313,654.92

MATAWAN BOROUGH—MONMOUTH COUNTY

Population Census, 1950—3,739

Land Area 0.7 sq. mi.

Net Valuation Taxable \$3,009,686

EXPENDITURES AND REQUIRED PAYMENTS FOR 1956	
General Government	
Administrative and executive	\$15,670.71
Assessment and collection of taxes	4,700.00
Finance Department	2,607.50
Protection to Persons & Property	
Fire	7,350.00
Police	29,707.34
Other
Streets and Roads	
Repairs and maintenance	13,922.68
Street lighting	7,650.00
Sanitation	
Street cleaning
Garbage and ash removal	8,280.00
Sewers
Health and Charities	
Health service	3,688.14
Welfare—public assistance	24.11
Hospitals (aid and maintenance)
Other
Recreation	
Beaches and boardwalks
Parks and playgrounds	180.00
Other	3,500.00
Educational (Exclusive of school districts) ..	
.....	3,650.00
Unclassified Purposes (Including contingent)	
.....	550.00
SUB-TOTAL—Municipal functions..	\$101,480.48
Per Capita—Municipal functions	
.....	\$27.14
Capital imp'ts and capital imp't fund	\$4,000.00
Debt Service	
Principal payments ..	\$4,500.00
Interest payments ..	1,010.00
Total	5,510.00
Per Capita Debt Service	
.....	\$1.47
Deferred Charges and Statutory Expenditures	
Emergencies
Other deferred chgs. ..	\$9,438.73
Total	9,438.73
TOTAL—Municipal expenditures ...	\$120,429.21
Required Payments for Local School, County, and Special District Taxes	
.....	227,182.54
TOTAL EXPENDITURES AND REQUIRED PAYMENTS	\$347,611.75
Reserve for uncollected taxes	\$26,518.07
GRAND TOTAL—Budget	\$374,129.82
RECEIPTS AND REVENUES REALIZED IN 1956 TO MEET EXPENDITURES AND REQUIRED PAYMENTS	
Surplus revenue appropriated ..	\$30,000.00
Miscellaneous revenues realized ..	41,923.63
State aid revenues realized	3,249.75
Delinquent taxes including liens—1956 collections	13,641.71
Current taxes—1956 collections..	275,990.32
Emergency borrowings
TOTAL RECEIPTS AND REVENUES REALIZED	\$364,805.41
CAPITAL OUTLAY—1956	
Beaches and boardwalks
Buildings and equipment	\$24,762.46
Parks and playgrounds
Sewers	233.88
Streets, roads and bridges	13,427.64
Water supply	95,346.17
Other

Tax rate	\$9.63
Local school tax rate	5.36
County tax rate	2.19
Local purpose tax rate	2.08
TAXES	
Local school tax ...	\$161,324.24
County taxes	65,858.30
Special district taxes
Local purpose levy	\$227,182.54
.....	65,490.80
Total tax levy (tax duplicate) ..	\$292,673.34
Per Capita Total Tax Levy	
.....	\$78.28
Current	
1956 taxes levied (total)	\$294,621.52
Collected in 1956	275,990.32
Per cent of levy collected in 1956 ...	93.67
Transferred to liens	789.49
Cancelled, abated or adjusted ..	699.62
Outstanding December 31, 1956 ..	\$17,142.09
All Prior Years Outstanding	
Balance January 1, 1956	\$15,606.85
Collected in 1956	13,097.00
Balance December 31, 1956	\$2,226.73
Tax Title Liens Outstanding	
Balance January 1, 1956	\$5,087.91
Redeemed by cash	544.71
Balance December 31, 1956	\$5,658.72
Property Acquired by Deed or Foreclosure	
Balance January 1, 1956	\$4,461.00
Sale for cash	615.00
Balance December 31, 1956	\$4,411.00

CAPITAL DEBT, DECEMBER 31, 1956	
Gross Debt	
School debt	\$201,903.00
Self-liquidating debt ..	216,800.00
Other capital debt ..	73,700.00
TOTAL GROSS DEBT	\$492,403.00
Per Capita Gross Debt	
.....	\$131.69
Deductions for	
School debt	\$201,903.00
Self-liquidating debt ..	194,500.00
Other capital debt
TOTAL DEDUCTIONS	396,403.00
NET DEBT	\$96,000.00
Average Assessed Valuations	
Real Property 1954-1955-1956..	\$2,965,385.00
Per Cent of Net Debt	3.23

CURRENT FINANCES DECEMBER 31, 1956	
Cash	\$65,966.71
Taxes receivable	19,368.82
Tax title liens	5,658.72
Foreclosed property	4,411.00
Other receivables	1,716.92
State road aid receivable ..	7,334.21
Emergencies and deferred charges ..	271.24
TOTAL ASSETS	\$104,727.62
Cash liabilities	\$17,304.53
Reserves for receivables	31,155.46
Surplus revenue	56,267.63
TOTAL LIABILITIES AND SURPLUS	\$104,727.62

MATAWAN TOWNSHIP—MONMOUTH COUNTY

Population Census, 1950—3,888

Land Area 7.0 sq. mi.

Net Valuation Taxable \$2,733,007

EXPENDITURES AND REQUIRED PAYMENTS FOR 1956	
General Government	
Administrative and executive	\$22,075.00
Assessment and collection of taxes	12,020.00
Finance Department	1,500.00
Protection to Persons & Property	
Fire	8,250.00
Police	33,700.00
Other
Streets and Roads	
Repairs and maintenance	38,150.00
Street lighting	7,200.00
Sanitation	
Street cleaning
Garbage and ash removal	9,200.00
Sewers
Health and Charities	
Health service	8,300.00
Welfare—public assistance	1,700.00
Hospitals (aid and maintenance)
Other
Recreation	
Beaches and boardwalks
Parks and playgrounds	4,200.00
Other
Educational	
(Exclusive of school districts) ..	1,750.00
Unclassified Purposes	
(Including contingent)	1,500.00
SUB-TOTAL—Municipal functions..	\$149,545.00
Per Capita—Municipal functions	\$38.46
Capital imp'ts and capital imp't fund	\$4,800.00
Debt Service	
Principal payments ..	\$21,000.00
Interest payments ..	2,151.00
Total	23,151.00
Per Capita Debt Service	\$5.95
Deferred Charges and Statutory Expenditures	
Emergencies	\$6,000.00
Other deferred chgs.	5,514.48
Total	11,514.48
TOTAL—Municipal expenditures ...	189,010.48
Required Payments for Local School, County, and Special District Taxes	
.....	215,997.79
TOTAL EXPENDITURES AND REQUIRED PAYMENTS	\$405,008.27
Reserve for uncollected taxes	\$80,481.48
GRAND TOTAL—Budget	\$485,489.75
RECEIPTS AND REVENUES REALIZED IN 1956 TO MEET EXPENDITURES AND REQUIRED PAYMENTS	
Surplus revenue appropriated ..	\$80,000.00
Miscellaneous revenues realized.	73,297.49
State aid revenues realized	3,456.00
Delinquent taxes including	
liens—1956 collections	53,412.87
Current taxes—1956 collections..	281,375.86
Emergency borrowings
TOTAL RECEIPTS AND REVENUES REALIZED	\$491,542.22
CAPITAL OUTLAY—1956	
Beaches and boardwalks
Buildings and equipment
Parks and playgrounds
Sewers
Streets, roads and bridges
Water supply	\$38,754.10
Other

Tax rate	\$12.22
Local school tax rate	5.61
County tax rate	2.29
Local purpose tax rate	4.32

TAXES

Local school tax ...	\$153,381.86	
County taxes	62,615.93	
Special district taxes	
Local purpose levy	117,935.96	\$215,997.79
Total tax levy (tax duplicate) ..	\$333,933.75	

Per Capita Total Tax Levy	\$85.89
--	----------------

Current	
1956 taxes levied (total)	\$340,531.78
Collected in 1956	281,375.86
Per cent of levy collected in 1956 ...	82.62
Transferred to liens
Cancelled, abated or adjusted
Outstanding December 31, 1956 ..	\$59,155.92

All Prior Years Outstanding	
Balance January 1, 1956	\$89,117.53
Collected in 1956	50,604.79
Balance December 31, 1956	\$38,512.74

Tax Title Liens Outstanding	
Balance January 1, 1956	\$34,121.54
Redeemed by cash	2,808.08
Balance December 31, 1956	\$31,313.46

Property Acquired by Deed or Foreclosure	
Balance January 1, 1956	\$17,175.00
Sale for cash	1,167.00
Balance December 31, 1956	\$16,008.00

CAPITAL DEBT, DECEMBER 31, 1956

Gross Debt	
School debt	\$186,604.00
Self-liquidating debt ..	230,000.00
Other capital debt ..	116,000.00

TOTAL GROSS DEBT	\$532,604.00
Per Capita Gross Debt	\$136.99

Deductions for	
School debt	\$186,604.00
Self-liquidating debt ..	230,000.00
Other capital debt

TOTAL DEDUCTIONS	416,604.00
-------------------------------	-------------------

NET DEBT	\$116,000.00
-----------------------	---------------------

Average Assessed Valuations	
Real Property 1954-1955-1956..	\$2,740,745.00
Per Cent of Net Debt	4.23

CURRENT FINANCES DECEMBER 31, 1956

Cash	\$195,171.36
Taxes receivable	97,668.66
Tax title liens	31,313.46
Foreclosed property	16,008.00
Other receivables	2,998.22
State road aid receivable	2,000.00
Emergencies and deferred charges

TOTAL ASSETS	\$345,159.70
---------------------------	---------------------

Cash liabilities	\$19,107.71
Reserves for receivables	147,988.34
Surplus revenue	178,063.65

TOTAL LIABILITIES AND SURPLUS	\$345,159.70
--	---------------------

MAURICE RIVER TOWNSHIP—CUMBERLAND COUNTY

Population Census, 1950—2,834 Land Area 94.7 sq. mi. Net Valuation Taxable \$1,368,966

EXPENDITURES AND RE-REQUIRED PAYMENTS FOR 1956	
General Government	
Administrative and executive	\$6,792.50
Assessment and collection of taxes	3,682.68
Finance Department	505.00
Protection to Persons & Property	
Fire	7,050.00
Police	2,570.00
Other
Streets and Roads	
Repairs and maintenance	38,900.00
Street lighting	5,700.00
Sanitation	
Street cleaning
Garbage and ash removal
Sewers
Health and Charities	
Health service	3,437.50
Welfare—public assistance	1,950.00
Hospitals (aid and maintenance)
Other
Recreation	
Beaches and boardwalks
Parks and playgrounds
Other
Educational	
(Exclusive of school districts)	200.00
Unclassified Purposes	
(Including contingent)	50.00
SUB-TOTAL—Municipal functions..	\$70,837.68

Per Capita—Municipal functions	\$25.00
Capital imp'ts and capital imp't fund	\$8,100.00
Debt Service	
Principal payments
Interest payments	\$50.00
Total	50.00
Per Capita Debt Service	
Deferred Charges and Statutory Expenditures	
Emergencies	\$3,700.00
Other deferred chgs.	5,600.00
Total	9,300.00

TOTAL—Municipal expenditures \$88,287.68

Required Payments for Local School, County, and Special District Taxes	96,091.45
TOTAL EXPENDITURES AND REQUIRED PAYMENTS	\$184,379.13
Reserve for uncollected taxes	\$22,176.00
GRAND TOTAL—Budget	\$206,555.13

RECEIPTS AND REVENUES REALIZED IN 1956 TO MEET EXPENDITURES AND REQUIRED PAYMENTS	
Surplus revenue appropriated	\$19,340.48
Miscellaneous revenues realized.	33,751.27
State aid revenues realized	19,937.00
Delinquent taxes including	
liens—1956 collections	18,307.22
Current taxes—1956 collections.. . . .	104,796.81
Emergency borrowings
TOTAL RECEIPTS AND REVENUES REALIZED	\$196,132.78

CAPITAL OUTLAY—1956	
Beaches and boardwalks
Buildings and equipment	\$736.38
Parks and playgrounds
Sewers
Streets, roads and bridges
Water supply
Other

Tax rate	\$8.82
Local school tax rate	5.34
County tax rate	1.68
Local purpose tax rate	1.80

TAXES	
Local school tax	\$73,096.91
County taxes	22,994.54
Special district taxes
Local purpose levy	\$96,091.45
Total tax levy (tax duplicate) ..	\$120,654.97
Per Capita Total Tax Levy	\$42.57

Current	
1956 taxes levied (total)	\$120,654.97
Collected in 1956	104,796.81
Per cent of levy collected in 1956	86.85
Transferred to liens	1,382.24
Cancelled, abated or adjusted
Outstanding December 31, 1956	\$14,475.92

All Prior Years Outstanding	
Balance January 1, 1956	\$19,986.63
Collected in 1956	17,640.21
Balance December 31, 1956	\$2,131.13

Tax Title Liens Outstanding	
Balance January 1, 1956	\$14,714.59
Renewed by cash	667.01
Balance December 31, 1956	\$15,429.82

Property Acquired by Deed or Foreclosure	
Balance January 1, 1956	\$560.00
Sale for cash
Balance December 31, 1956	\$560.00

CAPITAL DEBT, DECEMBER 31, 1956	
Gross Debt	
School debt	\$135,000.00
Self-liquidating debt
Other capital debt	15,000.00
TOTAL GROSS DEBT	\$150,000.00
Per Capita Gross Debt	\$52.93

Deductions for	
School debt	\$65,158.00
Self-liquidating debt
Other capital debt
TOTAL DEDUCTIONS	65,158.00
NET DEBT	\$84,842.00

Average Assessed Valuations	
Real Property 1954-1955-1956.. . . .	\$1,085,962.00
Per Cent of Net Debt	7.81

CURRENT FINANCES DECEMBER 31, 1956	
Cash	\$51,105.34
Taxes receivable	16,607.05
Tax title liens	15,429.82
Foreclosed property	560.00
Other receivables	895.08
State road aid receivable	6,000.00
Emergencies and deferred charges	122.68
TOTAL ASSETS	\$90,719.97

Cash liabilities	\$8,516.81
Reserves for receivables	33,491.95
Surplus revenue	48,711.21
TOTAL LIABILITIES AND SURPLUS	\$90,719.97

MAYWOOD BOROUGH—BERGEN COUNTY

Population Census, 1950—8,667 Land Area 1.3 sq. mi. Net Valuation Taxable \$11,542,578

EXPENDITURES AND REQUIRED PAYMENTS FOR 1956

General Government	
Administrative and executive	\$55,400.00
Assessment and collection of taxes	17,650.00
Finance Department
Protection to Persons & Property	
Fire	27,600.00
Police	107,925.00
Other
Streets and Roads	
Repairs and maintenance	42,420.00
Street lighting	11,000.00
Sanitation	
Street cleaning
Garbage and ash removal	60,000.00
Sewers	43,200.00
Health and Charities	
Health service	7,650.00
Welfare—public assistance	780.00
Hospitals (aid and maintenance)
Other
Recreation	
Beaches and boardwalks
Parks and playgrounds	4,200.00
Other	4,795.00
Educational	
(Exclusive of school districts) ..	12,000.00
Unclassified Purposes	
(Including contingent)	9,825.00
SUB-TOTAL—Municipal functions..	\$404,445.00

Per Capita—Municipal functions	\$46.66
Capital imp'ts and capital imp't fund	\$80,050.00
Debt Service	
Principal payments ..	\$87,708.00
Interest payments ..	14,568.00
Total	102,276.00
Per Capita Debt Service	\$11.80
Deferred Charges and Statutory Expenditures	
Emergencies
Other deferred chgs.	\$16,382.92
Total	16,382.92
TOTAL—Municipal expenditures ...	\$603,153.92

Required Payments for Local School, County, and Special District Taxes	612,835.93
TOTAL EXPENDITURES AND REQUIRED PAYMENTS	\$1,215,989.85
Reserve for uncollected taxes	\$65,689.46
GRAND TOTAL—Budget	\$1,281,679.31

RECEIPTS AND REVENUES REALIZED IN 1956 TO MEET EXPENDITURES AND REQUIRED PAYMENTS	
Surplus revenue appropriated ..	\$100,000.00
Miscellaneous revenues realized ..	119,646.25
State aid revenues realized	5,012.00
Delinquent taxes including liens—1956 collections	16,821.67
Current taxes—1956 collections ..	1,045,625.15
Emergency borrowings
TOTAL RECEIPTS AND REVENUES REALIZED	\$1,287,105.07

CAPITAL OUTLAY—1956	
Beaches and boardwalks
Buildings and equipment
Parks and playgrounds
Sewers
Streets, roads and bridges	\$88,873.78
Water supply
Other

Tax rate	\$9.21
Local school tax rate	4.21
County tax rate	1.10
Local purpose tax rate	3.90

TAXES	
Local school tax ...	\$485,537.83
County taxes	127,298.10
Special district taxes
Local purpose levy	\$612,835.93
.....	450,416.38
Total tax levy (tax duplicate) ..	\$1,063,252.31

Per Capita Total Tax Levy	\$122.68
--	-----------------

Current	
1956 taxes levied (total)	\$1,073,606.72
Collected in 1956	1,045,625.15
Per cent of levy collected in 1956 ...	97.39
Transferred to liens	66.31
Cancelled, abated or adjusted	4,071.61
Outstanding December 31, 1956 ..	\$23,843.65

All Prior Years Outstanding	
Balance January 1, 1956	\$29,153.61
Collected in 1956	16,821.67
Balance December 31, 1956	\$9,961.09

Tax Title Liens Outstanding	
Balance January 1, 1956	\$4,120.79
Redeemed by cash
Balance December 31, 1956	\$562.47

Property Acquired by Deed or Foreclosure	
Balance January 1, 1956	\$7,080.00
Sale for cash
Balance December 31, 1956	\$9,670.00

CAPITAL DEBT, DECEMBER 31, 1956

Gross Debt	
School debt	\$887,000.00
Self-liquidating debt.
Other capital debt ..	580,152.00

TOTAL GROSS DEBT	\$1,467,152.00
Per Capita Gross Debt	\$169.28

Deductions for	
School debt	\$645,415.00
Self-liquidating debt.
Other capital debt ..	12,000.00

TOTAL DEDUCTIONS	657,415.00
NET DEBT	\$809,737.00

Average Assessed Valuations	
Real Property 1954-1955-1956 ..	\$10,756,918.00
Per Cent of Net Debt	7.44

CURRENT FINANCES DECEMBER 31, 1956

Cash	\$238,584.56
Taxes receivable	33,804.74
Tax title liens	562.47
Foreclosed property	9,670.00
Other receivables	549.01
State road aid receivable
Emergencies and deferred charges
TOTAL ASSETS	\$283,170.78

Cash liabilities	\$61,045.16
Reserves for receivables	44,586.22
Surplus revenue	177,539.40

TOTAL LIABILITIES AND SURPLUS	\$283,170.78
--	---------------------

MEDFORD TOWNSHIP—BURLINGTON COUNTY

Population Census, 1950—2,836 Land Area 40.3 sq. mi. Net Valuation Taxable \$2,977,670

EXPENDITURES AND RE-REQUIRED PAYMENTS FOR 1956	
General Government	
Administrative and executive	\$7,875.00
Assessment and collection of taxes	4,450.00
Finance Department	1,450.00
Protection to Persons & Property	
Fire	8,000.00
Police	19,500.00
Other
Streets and Roads	
Repairs and maintenance	32,450.00
Street lighting	6,000.00
Sanitation	
Street cleaning
Garbage and ash removal	8,300.00
Sewers	1,000.00
Health and Charities	
Health service	350.00
Welfare—public assistance	1,080.00
Hospitals (aid and maintenance)
Other
Recreation	
Beaches and boardwalks
Parks and playgrounds	1,000.00
Other	1,200.00
Educational (Exclusive of school districts) ..	
.....
Unclassified Purposes (Including contingent)	
.....	1,100.00
SUB-TOTAL—Municipal functions..	\$93,755.00
Per Capita—Municipal functions	
Capital imp'ts and capital imp't fund	\$33.06
.....	\$11,400.00
Debt Service	
Principal payments
Interest payments
Total
Per Capita Debt Service	
.....
Deferred Charges and Statutory Expenditures	
Emergencies	\$500.00
Other deferred chgs.	772.46
Total	1,272.46
TOTAL—Municipal expenditures ...	\$106,427.46
Required Payments for Local School, County, and Special District Taxes	
.....	185,681.70
TOTAL EXPENDITURES AND REQUIRED PAYMENTS	\$292,109.16
Reserve for uncollected taxes	\$29,112.41
GRAND TOTAL—Budget	\$321,221.57
RECEIPTS AND REVENUES REALIZED IN 1956 TO MEET EXPENDITURES AND RE-REQUIRED PAYMENTS	
Surplus revenue appropriated ..	\$38,102.87
Miscellaneous revenues realized.	53,955.57
State aid revenues realized	10,137.00
Delinquent taxes including	
licns—1956 collections	21,779.18
Current taxes—1956 collections..	203,450.74
Emergency borrowings
TOTAL RECEIPTS AND REVENUES REALIZED	\$327,425.36
CAPITAL OUTLAY—1956	
Beaches and boardwalks
Buildings and equipment
Parks and playgrounds	\$10,000.00
Sewers
Streets, roads and bridges
Water supply
Other

Tax rate	\$7.14
Local school tax rate	4.09
County tax rate	2.15
Local purpose tax rate	0.90
TAXES	
Local school tax ...	\$121,805.22
County taxes	63,876.48
Special district taxes
Local purpose levy	\$185,681.70
.....	28,000.00
Total tax levy (tax duplicate) ..	\$213,681.70
Per Capita Total Tax Levy	\$75.35
Current	
1956 taxes levied (total)	\$223,843.61
Collected in 1956	203,450.74
Per cent of levy collected in 1956 ...	90.88
Transferred to liens	57.09
Cancelled, abated or adjusted	1,607.65
Outstanding December 31, 1956 ..	\$18,728.13
All Prior Years Outstanding	
Balance January 1, 1956	\$22,033.21
Collected in 1956	21,774.67
Balance December 31, 1956	\$116.19
Tax Title Liens Outstanding	
Balance January 1, 1956	\$769.77
Redeemed by cash	4.51
Balance December 31, 1956	\$822.35
Property Acquired by Deed or Foreclosure	
Balance January 1, 1956	\$800.00
Sale for cash
Balance December 31, 1956	\$800.00
CAPITAL DEBT, DECEMBER 31, 1956	
Gross Debt	
School debt	\$718,664.00
Self-liquidating debt.
Other capital debt ..	23,000.00
TOTAL GROSS DEBT	\$741,664.00
Per Capita Gross Debt	\$261.52
Deductions for	
School debt	\$718,664.00
Self-liquidating debt.
Other capital debt
TOTAL DEDUCTIONS	718,664.00
NET DEBT	\$23,000.00
Average Assessed Valuations	
Real Property 1954-1955-1956..	\$2,376,808.00
Per Cent of Net Debt	0.96
CURRENT FINANCES DECEMBER 31, 1956	
Cash	\$95,884.31
Taxes receivable	18,844.32
Tax title liens	822.35
Foreclosed property	800.00
Other receivables	95.92
State road aid receivable	15,048.27
Emergencies and deferred charges ..	4,000.00
TOTAL ASSETS	\$135,495.17
Cash liabilities	\$28,065.10
Reserves for receivables	20,562.59
Surplus revenue	86,867.48
TOTAL LIABILITIES AND SURPLUS	\$135,495.17

MEDFORD LAKES BOROUGH—BURLINGTON COUNTY

Population Census, 1950—461

Land Area 1.22 sq. mi.

Net Valuation Taxable \$963,795

EXPENDITURES AND REQUIRED PAYMENTS FOR 1956	
General Government	
Administrative and executive	\$8,950.00
Assessment and collection of taxes	750.00
Finance Department
Protection to Persons & Property	
Fire	1,125.00
Police	8,625.00
Other
Streets and Roads	
Repairs and maintenance	16,700.00
Street lighting	450.00
Sanitation	
Street cleaning
Garbage and ash removal	3,800.00
Sewers
Health and Charities	
Health service	75.00
Welfare—public assistance
Hospitals (aid and maintenance)
Other
Recreation	
Beaches and boardwalks
Parks and playgrounds
Other
Educational	
(Exclusive of school districts)
Unclassified Purposes	
(Including contingent)	200.00
SUB-TOTAL—Municipal functions..	\$40,675.00
Per Capita—Municipal functions	\$88.23
Capital imp'ts and capital imp't fund	\$9,200.00
Debt Service	
Principal payments ..	\$1,000.00
Interest payments ..	320.00
Total	1,320.00
Per Capita Debt Service	\$2.86
Deferred Charges and Statutory Expenditures	
Emergencies	\$3,000.00
Other deferred chgs.	707.00
Total	3,707.00
TOTAL—Municipal expenditures ...	\$54,902.00
Required Payments for Local School, County, and Special District Taxes	
	125,194.38
TOTAL EXPENDITURES AND REQUIRED PAYMENTS	\$180,096.38
Reserve for uncollected taxes	\$7,306.57
GRAND TOTAL—Budget	\$187,402.95
RECEIPTS AND REVENUES REALIZED IN 1956 TO MEET EXPENDITURES AND REQUIRED PAYMENTS	
Surplus revenue appropriated ..	\$15,000.00
Miscellaneous revenues realized ..	17,103.23
State aid revenues realized	7,042.00
Delinquent taxes including	
liens—1956 collections	2,509.94
Current taxes—1956 collections..	152,643.89
Emergency borrowings
TOTAL RECEIPTS AND REVENUES REALIZED	\$194,304.06
CAPITAL OUTLAY—1956	
Beaches and boardwalks
Buildings and equipment
Parks and playgrounds
Sewers
Streets, roads and bridges
Water supply
Other

Tax rate	\$15.82
Local school tax rate	9.34
County tax rate	3.65
Local purpose tax rate	2.83
TAXES	
Local school tax ...	\$89,978.07
County taxes	35,216.31
Special district taxes
Local purpose levy	\$125,194.38
	27,231.57
Total tax levy (tax duplicate) ..	\$152,425.95
Per Capita Total Tax Levy	\$330.64
Current	
1956 taxes levied (total)	\$159,099.50
Collected in 1956	152,643.89
Per cent of levy collected in 1956 ...	95.94
Transferred to liens	19.78
Cancelled, abated or adjusted	1,502.90
Outstanding December 31, 1956 ..	\$4,932.93
All Prior Years Outstanding	
Balance January 1, 1956	\$2,690.47
Collected in 1956	2,509.94
Balance December 31, 1956
Tax Title Liens Outstanding	
Balance January 1, 1956	\$34.13
Redeemed by cash
Balance December 31, 1956	\$53.91
Property Acquired by Deed or Foreclosure	
Balance January 1, 1956
Sale for cash
Balance December 31, 1956
CAPITAL DEBT, DECEMBER 31, 1956	
Gross Debt	
School debt	\$480,693.00
Self-liquidating debt.
Other capital debt ..	7,000.00
TOTAL GROSS DEBT	\$487,693.00
Per Capita Gross Debt	\$1,057.90
Deductions for	
School debt	\$289,158.00
Self-liquidating debt.
Other capital debt
TOTAL DEDUCTIONS	289,158.00
NET DEBT	\$198,535.00
Average Assessed Valuations	
Real Property 1954-1955-1956..	\$891,090.00
Per Cent of Net Debt	22.27
CURRENT FINANCES DECEMBER 31, 1956	
Cash	\$75,513.00
Taxes receivable	4,932.93
Tax title liens	53.91
Foreclosed property
Other receivables
State road aid receivable	12,011.16
Emergencies and deferred charges
TOTAL ASSETS	\$92,511.00
Cash liabilities	\$63,048.36
Reserves for receivables	4,986.84
Surplus revenue	24,475.80
TOTAL LIABILITIES AND SURPLUS	\$92,511.00

MENDHAM BOROUGH—MORRIS COUNTY

Population Census, 1950—1,724 Land Area 6.7 sq. mi. Net Valuation Taxable \$1,921,920

EXPENDITURES AND REQUIRED PAYMENTS FOR 1956	
General Government	
Administrative and executive	\$21,770.00
Assessment and collection of taxes	4,160.62
Finance Department
Protection to Persons & Property	
Fire	4,960.00
Police	10,236.00
Other
Streets and Roads	
Repairs and maintenance	11,909.00
Street lighting	2,000.00
Sanitation	
Street cleaning
Garbage and ash removal
Sewers
Health and Charities	
Health service	2,000.00
Welfare—public assistance	350.00
Hospitals (aid and maintenance)
Other
Recreation	
Beaches and boardwalks
Parks and playgrounds	7,350.00
Other
Educational	
(Exclusive of school districts) ..	1,000.00
Unclassified Purposes	
(Including contingent)	5,584.38
SUB-TOTAL—Municipal functions..	\$71,320.00
Per Capita—Municipal functions	\$41.37
Capital imp'ts and capital imp't fund	\$15,700.00
Debt Service	
Principal payments ..	\$2,000.00
Interest payments ..	65.00
Total	2,065.00
Per Capita Debt Service	\$1.20
Deferred Charges and Statutory Expenditures	
Emergencies
Other deferred chgs	\$838.17
Total	838.17
TOTAL—Municipal expenditures ...	\$89,923.17
Required Payments for Local School, County, and Special District Taxes	
.....	172,162.36
TOTAL EXPENDITURES AND REQUIRED PAYMENTS	\$262,085.53
Reserve for uncollected taxes	\$29,502.37
GRAND TOTAL—Budget	\$291,587.90
RECEIPTS AND REVENUES REALIZED IN 1956 TO MEET EXPENDITURES AND REQUIRED PAYMENTS	
Surplus revenue appropriated ..	\$25,000.00
Miscellaneous revenues realized.	16,223.57
State aid revenues realized	10,718.00
Delinquent taxes including
liens—1956 collections	7,216.36
Current taxes—1956 collections..	222,996.89
Emergency borrowings
TOTAL RECEIPTS AND REVENUES REALIZED	\$282,154.82
CAPITAL OUTLAY—1956	
Beaches and boardwalks
Buildings and equipment
Parks and playgrounds
Sewers
Streets, roads and bridges
Water supply
Other

Tax rate	\$12.37
Local school tax rate	7.22
County tax rate	1.74
Local purpose tax rate	3.41
TAXES	
Local school tax ...	\$138,715.08
County taxes	33,447.28
Special district taxes
Local purpose levy	\$172,162.36
.....	65,391.91
Total tax levy (tax duplicate) ..	\$237,554.27
Per Capita Total Tax Levy	\$137.79
Current	
1956 taxes levied (total)	\$238,916.21
Collected in 1956	222,996.89
Per cent of levy collected in 1956 ..	93.33
Transferred to liens	49.48
Cancelled, abated or adjusted	61.85
Outstanding December 31, 1956 ..	\$15,807.99
All Prior Years Outstanding	
Balance January 1, 1956	\$12,405.65
Collected in 1956	7,048.25
Balance December 31, 1956	\$5,357.40
Tax Title Liens Outstanding	
Balance January 1, 1956	\$782.80
Redeemed by cash	168.11
Balance December 31, 1956	\$664.17
Property Acquired by Deed or Foreclosure	
Balance January 1, 1956
Sale for cash
Balance December 31, 1956
CAPITAL DEBT, DECEMBER 31, 1956	
Gross Debt	
School debt	\$552,600.00
Self-liquidating debt.	80,000.00
Other capital debt
TOTAL GROSS DEBT	\$632,600.00
Per Capita Gross Debt	\$366.94
Deductions for	
School debt	\$414,107.00
Self-liquidating debt.	80,000.00
Other capital debt
TOTAL DEDUCTIONS	494,107.00
NET DEBT	\$138,493.00
Average Assessed Valuations	
Real Property 1954-1955-1956..	\$1,708,450.00
Per Cent of Net Debt	8.10
CURRENT FINANCES DECEMBER 31, 1956	
Cash	\$52,963.88
Taxes receivable	21,165.39
Tax title liens	664.17
Foreclosed property
Other receivables	138.46
State road aid receivable	18,000.00
Emergencies and deferred charges
TOTAL ASSETS	\$92,931.90
Cash liabilities	\$21,297.60
Reserves for receivables	21,968.02
Surplus revenue	49,666.28
TOTAL LIABILITIES AND SURPLUS	\$92,931.90

MENDHAM TOWNSHIP—MORRIS COUNTY

Population Census, 1950—1,380 Land Area 17.6 sq. mi. Net Valuation Taxable \$2,013,750

EXPENDITURES AND RE-REQUIRED PAYMENTS FOR 1956	
General Government	
Administrative and executive	\$21,890.00
Assessment and collection of taxes	7,100.00
Finance Department	600.00
Protection to Persons & Property	
Fire	4,515.00
Police	8,395.00
Other
Streets and Roads	
Repairs and maintenance	45,063.33
Street lighting	1,400.00
Sanitation	
Street cleaning
Garbage and ash removal
Sewers
Health and Charities	
Health service	1,800.00
Welfare—public assistance	100.00
Hospitals (aid and maintenance)	350.00
Other
Recreation	
Beaches and boardwalks
Parks and playgrounds	200.00
Other
Educational	
(Exclusive of school districts) ..	200.00
Unclassified Purposes	
(Including contingent)	150.00
SUB-TOTAL—Municipal functions..	\$91,763.33

Per Capita—Municipal functions ...	\$66.50
Capital imp'ts and capital imp't fund
Debt Service	
Principal payments ..	\$10,500.00
Interest payments ..	151.75
Total	\$10,651.75
Per Capita Debt Service	\$7.72
Deferred Charges and Statutory Expenditures	
Emergencies
Other deferred chgs. ..	\$5,515.16
Total	5,515.16
TOTAL—Municipal expenditures ...	\$107,930.24

Required Payments for Local School, County, and Special District Taxes	188,859.37
TOTAL EXPENDITURES AND REQUIRED PAYMENTS	\$296,789.61
Reserve for uncollected taxes	\$40,668.10
GRAND TOTAL—Budget	\$337,457.71

RECEIPTS AND REVENUES REALIZED IN 1956 TO MEET EXPENDITURES AND RE-REQUIRED PAYMENTS	
Surplus revenue appropriated ..	\$35,000.00
Miscellaneous revenues realized ..	16,495.22
State aid revenues realized	3,693.00
Delinquent taxes including liens—1956 collections	14,879.65
Current taxes—1956 collections..	259,544.24
Emergency borrowings
TOTAL RECEIPTS AND REVENUES REALIZED	\$329,612.11

CAPITAL OUTLAY—1956	
Beaches and boardwalks
Buildings and equipment	\$1,615.00
Parks and playgrounds
Sewers
Streets, roads and bridges
Water supply
Other

Tax rate	\$13.53
Local school tax rate	7.19
County tax rate	2.18
Local purpose tax rate	4.16

TAXES	
Local school tax ...	\$144,860.06
County taxes	43,999.31
Special district taxes
Local purpose levy	\$188,859.37
	83,525.34
Total tax levy (tax duplicate) ..	\$272,384.71
Per Capita Total Tax Levy	\$197.38

Current	
1956 taxes levied (total)	\$277,042.34
Collected in 1956	259,544.24
Per cent of levy collected in 1956 ...	93.68
Transferred to liens	67.65
Cancelled, abated or adjusted ...	1,071.58
Outstanding December 31, 1956 ..	\$16,358.87

All Prior Years Outstanding	
Balance January 1, 1956	\$17,920.91
Collected in 1956	14,879.65
Balance December 31, 1956	\$2,885.23

Tax Title Liens Outstanding	
Balance January 1, 1956	\$585.11
Redeemed by cash
Balance December 31, 1956	\$652.76

Property Acquired by Deed or Foreclosure	
Balance January 1, 1956
Sale for cash
Balance December 31, 1956

CAPITAL DEBT, DECEMBER 31, 1956	
Gross Debt	
School debt	\$908,200.00
Self-liquidating debt
Other capital debt ..	5,000.00
TOTAL GROSS DEBT	\$913,200.00
Per Capita Gross Debt	\$661.74

Deductions for	
School debt	\$422,910.00
Self-liquidating debt
Other capital debt
TOTAL DEDUCTIONS	422,910.00
NET DEBT	\$490,290.00

Average Assessed Valuations	
Real Property 1954-1955-1956..	\$1,745,175.00
Per Cent of Net Debt	28.09

CURRENT FINANCES DECEMBER 31, 1956	
Cash	\$77,764.62
Taxes receivable	19,244.10
Tax title liens	652.76
Foreclosed property
Other receivables	4,306.58
State road aid receivable
Emergencies and deferred charges ..	10.15
TOTAL ASSETS	\$101,978.21

Cash liabilities	\$19,526.40
Reserves for receivables	24,203.44
Surplus revenue	58,248.37
TOTAL LIABILITIES AND SURPLUS	\$101,978.21

MERCHANTVILLE BOROUGH—CAMDEN COUNTY

Population Census, 1950—4,183 Land Area 0.63 sq. mi. Net Valuation Taxable \$4,739,583

EXPENDITURES AND RE-REQUIRED PAYMENTS FOR 1956	
General Government	
Administrative and executive	\$24,000.00
Assessment and collection of taxes	6,350.00
Finance Department
Protection to Persons & Property	
Fire	12,384.00
Police	53,300.00
Other
Streets and Roads	
Repairs and maintenance	28,309.18
Street lighting	5,404.28
Sanitation	
Street cleaning	7,000.00
Garbage and ash removal	10,250.00
Sewers	4,500.00
Health and Charities	
Health service	2,000.00
Welfare—public assistance	220.00
Hospitals (aid and maintenance)
Other
Recreation	
Beaches and boardwalks
Parks and playgrounds	2,190.95
Other	6,559.05
Educational	
(Exclusive of school districts)
Unclassified Purposes	
(Including contingent)	4,940.82
SUB-TOTAL—Municipal functions..	\$167,408.28
Per Capita—Municipal functions	
Capital imp'ts and capital imp't fund	\$40.02
Debt Service	\$350.00
Principal payments	\$10,740.64
Interest payments	2,103.75
Total	12,844.39
Per Capita Debt Service	
Deferred Charges and Statutory Expenditures	\$3.07
Emergencies	\$3,333.12
Other deferred chgs.	11,788.81
Total	15,121.93
TOTAL—Municipal expenditures	\$195,724.60
Required Payments for Local School, County, and Special District Taxes	
	239,091.95
TOTAL EXPENDITURES AND REQUIRED PAYMENTS	\$434,816.55
Reserve for uncollected taxes	\$6,900.80
GRAND TOTAL—Budget	\$441,717.35
RECEIPTS AND REVENUES REALIZED IN 1956 TO MEET EXPENDITURES AND RE-REQUIRED PAYMENTS	
Surplus revenue appropriated	\$24,153.21
Miscellaneous revenues realized.	130,923.33
State aid revenues realized	13,676.00
Delinquent taxes including	
liens—1956 collections	3,621.50
Current taxes—1956 collections..	345,781.73
Emergency borrowings
TOTAL RECEIPTS AND REVENUES REALIZED	\$518,155.77

CAPITAL OUTLAY—1956

Beaches and boardwalks
Buildings and equipment
Parks and playgrounds	\$6,149.94
Sewers
Streets, roads and bridges
Water supply
Other

Tax rate	\$7.34
Local school tax rate	3.16
County tax rate	1.88
Local purpose tax rate	2.30

TAXES

Local school tax	\$149,774.58	
County taxes	89,317.37	
Special district taxes	
Local purpose levy	110,121.19	
Total tax levy (tax duplicate) ..	\$349,213.14	
Per Capita Total Tax Levy	\$83.48	

Current	
1956 taxes levied (total)	\$352,593.84
Collected in 1956	345,781.73
Per cent of levy collected in 1956	98.06
Transferred to liens	1.84
Cancelled, abated or adjusted	956.33
Outstanding December 31, 1956 ..	\$5,853.94

All Prior Years Outstanding	
Balance January 1, 1956	\$4,015.01
Collected in 1956	3,621.50
Balance December 31, 1956	\$165.72

Tax Title Liens Outstanding	
Balance January 1, 1956	\$30.58
Redeemed by cash
Balance December 31, 1956	\$32.42

Property Acquired by Deed or Foreclosure	
Balance January 1, 1956	\$350.00
Sale for cash	61,250.00
Balance December 31, 1956	\$350.00

CAPITAL DEBT, DECEMBER 31, 1956

Gross Debt	
School debt	\$77,200.00
Self-liquidating debt.
Other capital debt ..	91,000.00

TOTAL GROSS DEBT \$168,200.00

Per Capita Gross Debt \$40.21

Deductions for	
School debt	\$77,200.00
Self-liquidating debt.
Other capital debt

TOTAL DEDUCTIONS 77,200.00

NET DEBT \$91,000.00

Average Assessed Valuations	
Real Property 1954-1955-1956..	\$4,235,680.00
Per Cent of Net Debt	2.14

CURRENT FINANCES DECEMBER 31, 1956

Cash	\$115,356.05
Taxes receivable	6,019.66
Tax title liens	32.42
Foreclosed property	350.00
Other receivables
State road aid receivable	21,955.05
Emergencies and deferred charges

TOTAL ASSETS \$143,713.18

Cash liabilities	\$17,864.15
Reserves for receivables	6,402.08
Surplus revenue	119,446.95

TOTAL LIABILITIES AND SURPLUS \$143,713.18

METUCHEN BOROUGH—MIDDLESEX COUNTY

Population Census, 1950—9,879 Land Area 2.8 sq. mi. Net Valuation Taxable \$11,993,690

EXPENDITURES AND RE-REQUIRED PAYMENTS FOR 1956	
General Government	
Administrative and executive	\$53,400.00
Assessment and collection of taxes	20,900.00
Finance Department
Protection to Persons & Property	
Fire	30,160.00
Police	137,150.00
Other
Streets and Roads	
Repairs and maintenance	80,900.00
Street lighting	20,700.00
Sanitation	
Street cleaning	7,800.00
Garbage and ash removal	48,000.00
Sewers	34,700.00
Health and Charities	
Health service	7,150.00
Welfare—public assistance	3,000.00
Hospitals (aid and maintenance)
Other
Recreation	
Beaches and boardwalks
Parks and playgrounds	10,300.00
Other	9,300.00
Educational (Exclusive of school districts) ..	
.....	10,000.00
Unclassified Purposes (Including contingent)	
.....	4,500.00
SUB-TOTAL—Municipal functions..	\$477,960.00

Tax rate	\$9.90
Local school tax rate	4.60
County tax rate	2.08
Local purpose tax rate	3.22
TAXES	
Local school tax ...	\$551,776.58
County taxes	248,993.37
Special district taxes
Local purpose levy	\$800,769.95
.....	389,154.59
Total tax levy (tax duplicate) ..	\$1,189,924.54
Per Capita Total Tax Levy	\$120.45
Current	
1956 taxes levied (total)	\$1,209,784.90
Collected in 1956	1,166,148.44
Per cent of levy collected in 1956 ...	96.39
Transferred to liens
Cancelled, abated or adjusted ...	5,214.86
Outstanding December 31, 1956 ..	\$38,421.60
All Prior Years Outstanding	
Balance January 1, 1956	\$44,531.65
Collected in 1956	38,237.86
Balance December 31, 1956	\$4,378.60
Tax Title Liens Outstanding	
Balance January 1, 1956	\$2,252.37
Redeemed by cash	1,202.53
Balance December 31, 1956	\$2,527.97
Property Acquired by Deed or Foreclosure	
Balance January 1, 1956	\$60,643.00
Sale for cash	300.00
Balance December 31, 1956	\$60,343.00

Per Capita—Municipal functions	\$48.38
Capital imp'ts and capital imp't fund	\$8,000.00
Debt Service	
Principal payments ..	\$62,000.00
Interest payments ..	12,625.25
Total	74,625.25
Per Capita Debt Service	\$7.55
Deferred Charges and Statutory Expenditures	
Emergencies
Other deferred chgs. ..	\$21,291.76
Total	21,291.76
TOTAL—Municipal expenditures ...	\$581,877.01

TOTAL GROSS DEBT	\$3,341,466.00
Per Capita Gross Debt	\$338.24
Deductions for	
School debt	\$847,420.00
Self-liquidating debt.
Other capital debt ..	648,466.00
TOTAL DEDUCTIONS	861,728.00
NET DEBT	\$2,479,738.00
Average Assessed Valuations	
Real Property 1954-1955-1956..	\$10,592,755.00
Per Cent of Net Debt	23.40

Required Payments for Local School, County, and Special District Taxes	800,769.95
TOTAL EXPENDITURES AND REQUIRED PAYMENTS	\$1,382,646.96
Reserve for uncollected taxes	\$58,913.58
GRAND TOTAL—Budget	\$1,441,560.54

RECEIPTS AND REVENUES REALIZED IN 1956 TO MEET EXPENDITURES AND RE-REQUIRED PAYMENTS	
Surplus revenue appropriated ..	\$100,000.00
Miscellaneous revenues realized.	148,622.81
State aid revenues realized	6,636.00
Delinquent taxes including liens—1956 collections	39,440.39
Current taxes—1956 collections..	1,166,148.44
Emergency borrowings
TOTAL RECEIPTS AND REVENUES REALIZED	\$1,460,847.64

CURRENT FINANCES DECEMBER 31, 1956	
Cash	\$344,631.72
Taxes receivable	42,800.20
Tax title liens	2,527.97
Foreclosed property	60,343.00
Other receivables
State road aid receivable
Emergencies and deferred charges
TOTAL ASSETS	\$450,302.89
Cash liabilities	\$108,570.18
Reserves for receivables	105,671.17
Surplus revenue	236,061.54
TOTAL LIABILITIES AND SURPLUS	\$450,302.89

CAPITAL OUTLAY—1956	
Beaches and boardwalks
Buildings and equipment
Parks and playgrounds
Sewers	\$26,038.61
Streets, roads and bridges	224,914.84
Water supply
Other

MIDDLE TOWNSHIP—CAPE MAY COUNTY

Population Census, 1950—4,599

Land Area 72.4 sq. mi.

Net Valuation Taxable \$2,778,488

EXPENDITURES AND REQUIRED PAYMENTS FOR 1956

General Government	
Administrative and executive	\$13,658.43
Assessment and collection of taxes ..	17,368.48
Finance Department	4,459.26
Protection to Persons & Property	
Fire	493.05
Police	6,598.50
Other
Streets and Roads	
Repairs and maintenance	35,469.24
Street lighting	554.50
Sanitation	
Street cleaning
Garbage and ash removal
Sewers
Health and Charities	
Health service	3,028.38
Welfare—public assistance	5,383.46
Hospitals (aid and maintenance)
Other	3,943.75
Recreation	
Beaches and boardwalks
Parks and playgrounds	1,019.29
Other
Educational	
(Exclusive of school districts)
Unclassified Purposes	
(Including contingent)	1,025.00
SUB-TOTAL—Municipal functions..	\$93,001.34

Per Capita—Municipal functions	\$20.22
Capital imp'ts and capital imp't fund	\$52,256.52
Debt Service	
Principal payments ..	\$5,000.00
Interest payments ..	380.00
Total	5,380.00
Per Capita Debt Service	\$1.17
Deferred Charges and Statutory Expenditures	
Emergencies
Other deferred chgs.	\$9,021.66
Total	9,021.66

TOTAL—Municipal expenditures ... \$159,659.52

Required Payments for Local School, County, and Special District Taxes 245,201.77

TOTAL EXPENDITURES AND REQUIRED PAYMENTS **\$404,861.29**

Reserve for uncollected taxes

GRAND TOTAL—Budget **\$454,439.11**

RECEIPTS AND REVENUES REALIZED IN 1956 TO MEET EXPENDITURES AND EQUIPPED PAYMENTS

Surplus revenue appropriated ..	\$55,000.00
Miscellaneous revenues realized ..	104,021.42
State aid revenues realized	12,646.87
Delinquent taxes including
liens—1956 collections	29,511.56
Current taxes—1956 collections..	235,190.10
Emergency borrowings

TOTAL RECEIPTS AND REVENUES REALIZED **\$436,369.95**

CAPITAL OUTLAY—1956

Beaches and boardwalks
Buildings and equipment	\$43,990.00
Parks and playgrounds
Sewers
Streets, roads and bridges
Water supply
Other

Tax rate	\$8.80
Local school tax rate	5.90
County tax rate	2.08
Local purpose tax rate	0.82

TAXES

Local school tax ...	\$163,921.49
County taxes	57,910.48
Special district taxes	23,369.80
Local purpose levy	\$245,201.77
	24,297.28
Total tax levy (tax duplicate) ..	\$269,499.05

Per Capita Total Tax Levy **\$58.60**

Current

1956 taxes levied (total)	\$274,209.25
Collected in 1956	235,190.10
Per cent of levy collected in 1956 ...	85.77
Transferred to liens	11,000.00
Cancelled, abated or adjusted
Outstanding December 31, 1956 ..	\$28,019.15

All Prior Years Outstanding

Balance January 1, 1956	\$30,312.19
Collected in 1956	28,304.48
Balance December 31, 1956	\$2,007.71

Tax Title Liens Outstanding

Balance January 1, 1956	\$194,727.37
Redeemed by cash	1,207.08
Balance December 31, 1956	\$204,520.29

Property Acquired by Deed or Foreclosure

Balance January 1, 1956	\$14,930.00
Sale for cash	8,029.58
Balance December 31, 1956	\$6,900.42

CAPITAL DEBT, DECEMBER 31, 1956

Gross Debt	
School debt	\$325,000.00
Self-liquidating debt	28,304.48
Other capital debt ..	7,000.00
TOTAL GROSS DEBT	\$332,000.00
Per Capita Gross Debt \$72.19	

Deductions for

School debt	\$196,806.00
Self-liquidating debt
Other capital debt

TOTAL DEDUCTIONS 196,806.00

NET DEBT **\$135,194.00**

Average Assessed Valuations

Real Property 1954-1955-1956..	\$2,460,076.00
Per Cent of Net Debt	5.49

CURRENT FINANCES DECEMBER 31, 1956

Cash	\$154,672.18
Taxes receivable	30,026.86
Tax title liens	204,520.29
Foreclosed property	6,900.42
Other receivables	3.00
State road aid receivable	10,508.54
Emergencies and deferred charges ..	20,320.04
TOTAL ASSETS	\$426,951.33

Cash liabilities	\$82,004.29
Reserves for receivables	241,450.57
Surplus revenue	103,496.47
TOTAL LIABILITIES AND SURPLUS	\$426,951.33

MIDDLESEX BOROUGH—MIDDLESEX COUNTY

Population Census, 1950—5,943 Land Area 3.6 sq. mi. Net Valuation Taxable \$8,409,119

EXPENDITURES AND REQUIRED PAYMENTS FOR 1956

General Government

Administrative and executive	\$34,530.07
Assessment and collection of taxes	24,723.10
Finance Department	2,500.00

Tax rate	\$9.58
Local school tax rate	5.43
County tax rate	2.07
Local purpose tax rate	2.08

Protection to Persons & Property

Fire	22,841.00
Police	77,591.44
Other

TAXES

Local school tax ...	\$456,928.45
County taxes	173,897.64
Special district taxes

Streets and Roads

Repairs and maintenance	70,227.78
Street lighting	13,280.00

Local purpose levy	\$630,826.09
.....	174,538.22
Total tax levy (tax duplicate) ..	\$805,364.31

Sanitation

Street cleaning
Garbage and ash removal	21,487.84
Sewers	19,501.93

Per Capita Total Tax Levy **\$135.51**

Health and Charities

Health service	3,860.00
Welfare—public assistance	1,655.00
Hospitals (aid and maintenance)
Other

Current

1956 taxes levied (total)	\$820,223.74
Collected in 1956	796,466.42
Per cent of levy collected in 1956 ...	97.10
Transferred to liens
Cancelled, abated or adjusted
Outstanding December 31, 1956 ..	\$23,757.32

Recreation

Beaches and boardwalks
Parks and playgrounds
Other	7,374.00

Educational
(Exclusive of school districts) ..

Unclassified Purposes
(Including contingent)

All Prior Years Outstanding

Balance January 1, 1956	\$26,620.15
Collected in 1956
Balance December 31, 1956	\$4,415.74

SUB-TOTAL—Municipal functions.. **\$304,092.16**

Per Capita—Municipal functions **\$51.17**

Capital imp'ts and capital imp't fund

Debt Service

Tax Title Liens Outstanding

Balance January 1, 1956	\$3,010.78
Redeemed by cash	870.55
Balance December 31, 1956	\$2,140.23

Principal payments ..	\$42,416.22
Interest payments ..	3,200.00
Total	45,616.22

Property Acquired by Deed or Foreclosure

Balance January 1, 1956	\$113,678.00
Sale for cash	36,656.88
Balance December 31, 1956	\$77,021.12

Per Capita Debt Service **\$7.68**

Deferred Charges and Statutory Expenditures

Emergencies	\$6,169.00
Other deferred chgs.	11,716.00
Total	17,885.00

CAPITAL DEBT, DECEMBER 31, 1956

TOTAL—Municipal expenditures ... **\$404,514.22**

Gross Debt

School debt	\$2,336,000.00
Self-liquidating debt
Other capital debt ..	352,162.00
TOTAL GROSS DEBT	\$2,688,162.00

Required Payments for Local School, County, and Special District Taxes **630,826.09**

Per Capita Gross Debt **\$452.32**

TOTAL EXPENDITURES AND REQUIRED PAYMENTS **\$1,035,340.31**

Deductions for

School debt	\$427,520.00
Self-liquidating debt
Other capital debt
TOTAL DEDUCTIONS	427,520.00

Reserve for uncollected taxes

NET DEBT **\$2,260,642.00**

GRAND TOTAL—Budget **\$1,097,713.31**

Average Assessed Valuations

Real Property 1954-1955-1956..	\$7,125,327.00
Per Cent of Net Debt	31.72

RECEIPTS AND REVENUES REALIZED IN 1956 TO MEET EXPENDITURES AND REQUIRED PAYMENTS

CURRENT FINANCES DECEMBER 31, 1956

Surplus revenue appropriated ..	\$153,438.00
Miscellaneous revenues realized ..	172,585.50
State aid revenues realized	12,999.58
Delinquent taxes including
liens—1956 collections	23,074.96
current taxes—1956 collections..	796,466.42
Emergency borrowings

Cash	\$290,003.86
Taxes receivable	28,173.06
Tax title liens	2,140.23
Foreclosed property	77,021.12
Other receivables
State road aid receivable	16,027.11
Emergencies and deferred charges ..	4,120.00
TOTAL ASSETS	\$417,485.38

TOTAL RECEIPTS AND REVENUES REALIZED **\$1,158,564.46**

CAPITAL OUTLAY—1956

Beaches and boardwalks
Buildings and equipment	\$26,243.00
Parks and playgrounds
Sewers	32,344.85
Streets, roads and bridges	2,114.32
Water supply
Other	73,477.56

Cash liabilities	\$36,980.07
Reserves for receivables	107,334.41
Surplus revenue	273,170.90
TOTAL LIABILITIES AND SURPLUS	\$417,485.38

MIDDLETOWN TOWNSHIP—MONMOUTH COUNTY

Population Census, 1950—16,203

Land Area 38.2 sq. mi.

Net Valuation Taxable \$15,333,065

EXPENDITURES AND REQUIRED PAYMENTS FOR 1956

General Government	
Administrative and executive	\$74,794.26
Assessment and collection of taxes	20,141.50
Finance Department	4,300.00
Protection to Persons & Property	
Fire	45,730.94
Police	134,714.41
Other
Streets and Roads	
Repairs and maintenance	169,684.55
Street lighting	23,691.75
Sanitation	
Street cleaning
Garbage and ash removal
Sewers
Health and Charities	
Health service	14,481.59
Welfare—public assistance	8,500.00
Hospitals (aid and maintenance)
Other
Recreation	
Beaches and boardwalks
Parks and playgrounds
Other	7,495.54
Educational (Exclusive of school districts) ..	
.....	24,502.00
Unclassified Purposes (Including contingent)	
.....	20,000.00
SUB-TOTAL—Municipal functions..	\$548,036.54

Per Capita—Municipal functions	\$33.82
Capital imp'ts and capital imp't fund	\$43,216.05
Debt Service	
Principal payments ..	\$15,200.00
Interest payments ..	7,024.75
Total	22,224.75

Per Capita Debt Service	\$1.37
Deferred Charges and Statutory Expenditures	
Emergencies
Other deferred chgs.	\$33,745.08
Total	33,745.08

TOTAL—Municipal expenditures ...	\$647,222.42
---	---------------------

Required Payments for Local School, County, and Special District Taxes	1,546,798.31
---	---------------------

TOTAL EXPENDITURES AND REQUIRED PAYMENTS	\$2,194,020.73
---	-----------------------

Reserve for uncollected taxes	\$200,311.88
-------------------------------------	--------------

GRAND TOTAL—Budget	\$2,394,332.61
---------------------------------	-----------------------

RECEIPTS AND REVENUES REALIZED IN 1956 TO MEET EXPENDITURES AND REQUIRED PAYMENTS

Surplus revenue appropriated ..	\$175,000.00
Miscellaneous revenues realized ..	313,876.84
State aid revenues realized	27,309.13
Delinquent taxes including	
liens—1956 collections	113,105.94
Current taxes—1956 collections..	1,741,293.98
Emergency borrowings

TOTAL RECEIPTS AND REVENUES REALIZED	\$2,370,585.89
---	-----------------------

CAPITAL OUTLAY—1956

Beaches and boardwalks
Buildings and equipment
Parks and playgrounds
Sewers
Streets, roads and bridges	\$15,780.58
Water supply
Other

Tax rate	\$11.91
Local school tax rate	7.01
County tax rate	2.73
Local purpose tax rate	2.17

TAXES

Local school tax ..	\$1,074,830.70	
County taxes	419,209.37	
Special district taxes ..	52,758.24	
Local purpose levy	331,495.83	
Total tax levy (tax duplicate) ..	\$1,878,294.14	
Per Capita Total Tax Levy	\$115.92	

Current	
1956 taxes levied (total)	\$1,889,549.64
Collected in 1956	1,741,293.98
Per cent of levy collected in 1956 ..	92.15
Transferred to liens	4,440.14
Cancelled, abated or adjusted ..	35,311.29
Outstanding December 31, 1956 ..	\$108,504.23

All Prior Years Outstanding	
Balance January 1, 1956	\$113,215.95
Collected in 1956
Balance December 31, 1956	\$1,994.21

Tax Title Liens Outstanding	
Balance January 1, 1956	\$88,273.81
Redeemed by cash	2,998.84
Balance December 31, 1956	\$90,653.58

Property Acquired by Deed or Foreclosure	
Balance January 1, 1956	\$69,162.23
Sale for cash	15,576.00
Balance December 31, 1956	\$57,010.23

CAPITAL DEBT, DECEMBER 31, 1956

Gross Debt	
School debt	\$5,402,000.00
Self-liquidating debt ..	110,107.10
Other capital debt ..	415,120.00
TOTAL GROSS DEBT	\$5,817,120.00
Per Capita Gross Debt	\$359.01

Deductions for	
School debt	\$1,029,636.00
Self-liquidating debt
Other capital debt
TOTAL DEDUCTIONS	1,029,636.00
NET DEBT	\$4,787,484.00

Average Assessed Valuations	
Real Property 1954-1955-1956..	\$12,870,456.00
Per Cent of Net Debt	37.19

CURRENT FINANCES DECEMBER 31, 1956

Cash	\$717,624.33
Taxes receivable	110,498.44
Tax title liens	90,653.58
Foreclosed property	57,010.23
Other receivables	228,138.32
State road aid receivable	17,331.88
Emergencies and deferred charges ..	22,791.50
TOTAL ASSETS	\$1,244,048.28

Cash liabilities	\$385,906.47
Reserves for receivables	486,300.57
Surplus revenue	371,841.24
TOTAL LIABILITIES AND SURPLUS	\$1,244,048.28

MIDLAND PARK BOROUGH—BERGEN COUNTY

Population Census, 1950—5,164 Land Area 1.3 sq. mi. Net Valuation Taxable \$6,800,599

EXPENDITURES AND REQUIRED PAYMENTS FOR 1956		Tax rate	\$9.59
General Government		Local school tax rate	6.51
Administrative and executive	\$28,000.00	County tax rate	1.11
Assessment and collection of taxes	9,325.00	Local purpose tax rate	1.97
Finance Department		
Protection to Persons & Property		TAXES	
Fire	15,335.00	Local school tax	\$442,730.93
Police	44,950.00	County taxes	75,295.62
Other	Special district taxes
Streets and Roads		Local purpose levy	\$518,026.55
Repairs and maintenance	36,797.00	133,920.39
Street lighting	8,500.00	Total tax levy (tax duplicate) ..	\$651,946.94
Sanitation		Per Capita Total	
Street cleaning	Tax Levy	\$126.25
Garbage and ash removal		
Sewers		
Health and Charities		Current	
Health service	5,415.00	1956 taxes levied (total)	\$656,574.29
Welfare—public assistance	2,000.00	Collected in 1956	625,190.20
Hospitals (aid and maintenance)	Per cent of levy col-	
Other	lected in 1956	95.22
Recreation		Transferred to liens	30.18
Beaches and boardwalks	Cancelled, abated or adjusted	12,845.36
Parks and playgrounds	5,745.00	Outstanding December 31, 1956 ..	\$18,508.55
Other		
Educational		All Prior Years Outstanding	
(Exclusive of school districts) ..	13,050.00	Balance January 1, 1956	\$18,175.22
Unclassified Purposes		Collected in 1956	17,876.15
(Including contingent)	500.00	Balance December 31, 1956	\$18.32
SUB-TOTAL—Municipal functions..	\$169,617.00	Tax Title Liens Outstanding	
Per Capita—Municipal functions	\$32.85	Balance January 1, 1956	\$471.00
Capital imp'ts and capital imp't fund	\$42,650.00	Redeemed by cash
Debt Service		Balance December 31, 1956	\$501.18
Principal payments	\$8,000.00		
Interest payments	464.00	Property Acquired by Deed or Foreclosure	
Total	8,464.00	Balance January 1, 1956	\$450.00
Per Capita Debt Service	\$1.64	Sale for cash	450.00
Deferred Charges and Statutory Expenditures		Balance December 31, 1956	\$200.00
Emergencies		
Other deferred chgs.	\$3,209.00		
Total	3,209.00	CAPITAL DEBT, DECEMBER 31, 1956	
TOTAL—Municipal expenditures	\$223,940.00	Gross Debt	
Required Payments for Local School, County, and Special District Taxes	518,026.55	School debt	\$1,729,000.00
TOTAL EXPENDITURES AND REQUIRED PAYMENTS	\$741,966.55	Self-liquidating debt
Reserve for uncollected taxes	\$55,967.39	Other capital debt	24,000.00
GRAND TOTAL—Budget	\$797,933.94	TOTAL GROSS DEBT	\$1,753,000.00
RECEIPTS AND REVENUES REALIZED IN 1956 TO MEET EXPENDITURES AND REQUIRED PAYMENTS		Per Capita Gross Debt	\$339.47
Surplus revenue appropriated ..	\$85,000.00	Deductions for	
Miscellaneous revenues realized ..	58,440.45	School debt	\$468,047.00
State aid revenues realized	4,187.00	Self-liquidating debt
Delinquent taxes including		Other capital debt
liens—1956 collections	17,876.15	TOTAL DEDUCTIONS	468,047.00
Current taxes—1956 collections ..	625,190.20	NET DEBT	\$1,284,953.00
Emergency borrowings	Average Assessed Valuations	
TOTAL RECEIPTS AND REVENUES REALIZED	\$790,693.80	Real Property 1954-1955-1956 ..	\$5,850,589.00
		Per Cent of Net Debt	21.96
		CURRENT FINANCES DECEMBER 31, 1956	
		Cash	\$222,465.15
		Taxes receivable	18,326.87
		Tax title liens	501.18
		Foreclosed property	200.00
		Other receivables
		State road aid receivable
		Emergencies and deferred charges
		TOTAL ASSETS	\$241,693.20
CAPITAL OUTLAY—1956		Cash liabilities	\$32,138.70
Beaches and boardwalks	Reserves for receivables	19,228.05
Buildings and equipment	\$17,981.00	Surplus revenue	190,326.45
Parks and playgrounds	TOTAL LIABILITIES AND SURPLUS	\$241,693.20
Sewers		
Streets, roads and bridges		
Water supply		
Other		

MILFORD BOROUGH—HUNTERDON COUNTY

Population Census, 1950—1,012 Land Area 1.3 sq. mi. Net Valuation Taxable \$3,051,507

EXPENDITURES AND REQUIRED PAYMENTS FOR 1956	
General Government	
Administrative and executive	\$10,600.00
Assessment and collection of taxes	1,625.00
Finance Department	200.00
Protection to Persons & Property	
Fire	4,200.00
Police	6,200.00
Other
Streets and Roads	
Repairs and maintenance	8,700.00
Street lighting	3,200.00
Sanitation	
Street cleaning
Garbage and ash removal	5,714.16
Sewers
Health and Charities	
Health service	1,325.00
Welfare—public assistance	145.00
Hospitals (aid and maintenance)
Other
Recreation	
Beaches and boardwalks
Parks and playgrounds	400.00
Other
Educational (Exclusive of school districts) ..	
	5,500.00
Unclassified Purposes (Including contingent) ..	
	1,500.00
SUB-TOTAL—Municipal functions..	\$49,309.16
Per Capita—Municipal functions	\$48.72
Capital imp'ts and capital imp't fund	\$2,885.84
Debt Service	
Principal payments
Interest payments
Total
Per Capita Debt Service	

Deferred Charges and Statutory Expenditures	
Emergences
Other deferred chgs.	\$312.71
Total	312.71
TOTAL—Municipal expenditures	\$52,507.71
Required Payments for Local School, County, and Special District Taxes	
	108,166.01
TOTAL EXPENDITURES AND REQUIRED PAYMENTS	\$160,673.72
Reserve for uncollected taxes	\$8,450.01
GRAND TOTAL—Budget	\$169,123.73
RECEIPTS AND REVENUES REALIZED IN 1956 TO MEET EXPENDITURES AND REQUIRED PAYMENTS	
Surplus revenue appropriated ..	\$12,000.00
Miscellaneous revenues realized.	7,138.85
State aid revenues realized	990.00
Delinquent taxes including	
liens—1956 collections	3,124.00
Current taxes—1956 collections..	148,159.43
Emergency borrowings
TOTAL RECEIPTS AND REVENUES REALIZED	\$171,412.28

CAPITAL OUTLAY—1956

Beaches and boardwalks
Buildings and equipment
Parks and playgrounds
Sewers
Streets, roads and bridges
Water supply
Other

Tax rate	\$4.80
Local school tax rate	2.90
County tax rate	0.64
Local purpose tax rate	1.35
TAXES	
Local school tax ...	\$88,584.06
County taxes	19,581.95
Special district taxes
Local purpose levy	42,367.72
Total tax levy (tax duplicate) ..	\$150,533.73
Per Capita Total Tax Levy	\$148.75
Current	
1956 taxes levied (total)	\$151,534.41
Collected in 1956	148,159.43
Per cent of levy collected in 1956	97.77
Transferred to liens
Cancelled, abated or adjusted	6.89
Outstanding December 31, 1956	\$3,368.09
All Prior Years Outstanding	
Balance January 1, 1956	\$4,412.37
Collected in 1956	3,124.00
Balance December 31, 1956	\$867.19
Tax Title Liens Outstanding	
Balance January 1, 1956
Redeemed by cash
Balance December 31, 1956
Property Acquired by Deed or Foreclosure	
Balance January 1, 1956
Sale for cash
Balance December 31, 1956
CAPITAL DEBT, DECEMBER 31, 1956	
Gross Debt	
School debt	\$137,665.00
Self-liquidating debt.
Other capital debt
TOTAL GROSS DEBT	\$137,665.00
Per Capita Gross Debt	\$136.03
Deductions for	
School debt	\$108,736.00
Self-liquidating debt.
Other capital debt
TOTAL DEDUCTIONS	108,736.00
NET DEBT	\$28,929.00
Average Assessed Valuations	
Real Property 1954-1955-1956..	\$1,767,842.00
Per Cent of Net Debt	1.63
CURRENT FINANCES DECEMBER 31, 1956	
Cash	\$39,779.93
Taxes receivable	4,235.28
Tax title liens
Foreclosed property
Other receivables	2,778.31
State road aid receivable
Emergencies and deferred charges
TOTAL ASSETS	\$46,793.52
Cash liabilities	\$9,347.53
Reserves for receivables	7,013.59
Surplus revenue	30,432.40
TOTAL LIABILITIES AND SURPLUS	\$46,793.52

MILLBURN TOWNSHIP—ESSEX COUNTY

Population Census, 1950—14,560

Land Area 10.0 sq. mi.

Net Valuation Taxable \$50,502,519

EXPENDITURES AND REQUIRED PAYMENTS FOR 1956	
General Government	
Administrative and executive	\$113,725.00
Assessment and collection of taxes	38,146.00
Finance Department	7,428.02
Protection to Persons & Property	
Fire	191,312.98
Police	239,307.00
Other
Streets and Roads	
Repairs and maintenance	184,513.88
Street lighting	41,047.00
Sanitation	
Street cleaning
Garbage and ash removal	61,575.00
Sewers	20,350.00
Health and Charities	
Health service	15,170.00
Welfare—public assistance	3,899.27
Hospitals (aid and maintenance)	3,000.00
Other
Recreation	
Beaches and boardwalks
Parks and playgrounds	34,489.04
Other
Educational	
(Exclusive of school districts)	42,520.00
Unclassified Purposes	
(Including contingent)	83,496.00
SUB-TOTAL—Municipal functions..	\$1,079,979.19
Per Capita—Municipal functions	
Capital imp'ts and capital imp't fund	\$74.17
Debt Service	\$33,000.00
Principal payments	\$119,449.17
Interest payments	29,036.64
Total	148,485.81
Per Capita Debt Service	
Deferred Charges and Statutory Expenditures	\$10.20
Emergencies
Other deferred chgs.	\$96,982.35
Total	96,982.35
TOTAL—Municipal expenditures	\$1,358,447.35
Required Payments for Local School, County, and Special District Taxes	
	2,565,351.15
TOTAL EXPENDITURES AND REQUIRED PAYMENTS	\$3,923,798.50
Reserve for uncollected taxes	\$316,576.23
GRAND TOTAL—Budget	\$4,240,374.73
RECEIPTS AND REVENUES REALIZED IN 1956 TO MEET EXPENDITURES AND REQUIRED PAYMENTS	
Surplus revenue appropriated	\$350,000.00
Miscellaneous revenues realized.	335,607.34
State aid revenues realized	12,046.00
Delinquent taxes including	
liens—1956 collections	70,082.98
Current taxes—1956 collections..	3,528,769.24
Emergency borrowings
TOTAL RECEIPTS AND REVENUES REALIZED	\$4,296,505.56

CAPITAL OUTLAY—1956

Beaches and boardwalks
Buildings and equipment	\$122,334.55
Parks and playgrounds	23,576.74
Sewers	146,824.90
Streets, roads and bridges	10,843.95
Water supply
Other	11,007.99

Tax rate	\$7.01
Local school tax rate	3.14
County tax rate	1.94
Local purpose tax rate	1.93

TAXES

Local school tax	\$1,587,157.77
County taxes	978,193.33
Special district taxes
Local purpose levy	\$2,565,351.15
	973,516.67
Total tax levy (tax duplicate) ..	\$3,538,867.82

Per Capita Total Tax Levy \$243.05

Current

1956 taxes levied (total)	\$3,606,926.27
Collected in 1956	3,528,769.24
Per cent of levy collected in 1956	97.83
Transferred to liens	175.25
Cancelled, abated or adjusted	5,679.32
Outstanding December 31, 1956 ..	\$72,302.46

All Prior Years Outstanding

Balance January 1, 1956	\$70,984.34
Collected in 1956	70,050.94
Balance December 31, 1956	\$145.26

Tax Title Liens Outstanding

Balance January 1, 1956	\$481.16
Redeemed by cash	32.04
Balance December 31, 1956	\$624.37

Property Acquired by Deed or Foreclosure

Balance January 1, 1956	\$10,100.00
Sale for cash
Balance December 31, 1956	\$10,100.00

CAPITAL DEBT, DECEMBER 31, 1956

Gross Debt

School debt	\$4,511,000.00
Self-liquidating debt.
Other capital debt	1,680,000.00

TOTAL GROSS DEBT \$6,191,000.00

Per Capita Gross Debt \$425.21

Deductions for

School debt	\$3,467,596.00
Self-liquidating debt.
Other capital debt

TOTAL DEDUCTIONS 3,467,596.00

NET DEBT \$2,723,404.00

Average Assessed Valuations

Real Property 1954-1955-1956..	\$43,344,946.00
Per Cent of Net Debt	6.28

CURRENT FINANCES DECEMBER 31, 1956

Cash	\$1,048,745.68
Taxes receivable	72,447.72
Tax title liens	624.37
Foreclosed property	10,100.00
Other receivables
State road aid receivable	33,180.00
Emergencies and deferred charges
TOTAL ASSETS	\$1,165,097.77

Cash liabilities	\$395,754.96
Reserves for receivables	83,172.09
Surplus revenue	686,170.72

TOTAL LIABILITIES AND SURPLUS \$1,165,097.77

MILLSTONE BOROUGH—SOMERSET COUNTY

Population Census, 1950—289

Land Area 0.6 sq. mi.

Net Valuation Taxable \$254,540

EXPENDITURES AND REQUIRED PAYMENTS FOR 1956	
General Government	
Administrative and executive	\$1,950.00
Assessment and collection of taxes	710.00
Finance Department
Protection to Persons & Property	
Fire	50.00
Police	354.00
Other
Streets and Roads	
Repairs and maintenance	330.00
Street lighting	700.00
Sanitation	
Street cleaning
Garbage and ash removal	204.00
Sewers
Health and Charities	
Health service	8.25
Welfare—public assistance	8.75
Hospitals (aid and maintenance)	50.00
Other
Recreation	
Beaches and boardwalks
Parks and playgrounds
Other
Educational (Exclusive of school districts) ..	
Unclassified Purposes (Including contingent)	
	50.00
SUB-TOTAL—Municipal functions..	\$4,415.00
Per Capita—Municipal functions	
	\$15.28
Capital imp'ts and capital imp't fund
Debt Service	
Principal payments
Interest payments
Total
Per Capita Debt Service	

Deferred Charges and Statutory Expenditures	
Emergencies
Other deferred chgs.	\$35.00
Total	\$35.00
TOTAL—Municipal expenditures	\$4,450.00
Required Payments for Local School, County, and Special District Taxes	
	20,593.88
TOTAL EXPENDITURES AND REQUIRED PAYMENTS	\$25,043.88
Reserve for uncollected taxes	\$2,137.05
GRAND TOTAL—Budget	\$27,180.93
RECEIPTS AND REVENUES REALIZED IN 1956 TO MEET EXPENDITURES AND REQUIRED PAYMENTS	
Miscellaneous revenue appropriated ..	\$1,700.00
Miscellaneous revenues realized.	5,228.30
State aid revenues realized	167.00
Delinquent taxes including
liens—1956 collections	1,403.13
Current taxes—1956 collections..	21,520.86
Emergency borrowings
TOTAL RECEIPTS AND REVENUES REALIZED	\$30,019.29
CAPITAL OUTLAY—1956	
Beaches and boardwalks
Buildings and equipment
Parks and playgrounds
Sewers
Streets, roads and bridges
Water supply
Other

Tax rate	\$8.86
Local school tax rate	6.95
County tax rate	1.14
Local purpose tax rate	0.77
TAXES	
Local school tax	\$17,684.55
County taxes	2,909.33
Special district taxes
Local purpose levy	1,945.05
Total tax levy (tax duplicate) ..	\$22,538.93
Per Capita Total Tax Levy	
	\$77.99
Current	
1956 taxes levied (total)	\$22,552.24
Collected in 1956	21,520.86
Per cent of levy collected in 1956	95.42
Transferred to liens
Cancelled, abated or adjusted
Outstanding December 31, 1956 ..	\$1,031.38
All Prior Years Outstanding	
Balance January 1, 1956	\$1,412.26
Collected in 1956	1,403.13
Balance December 31, 1956
Tax Title Liens Outstanding	
Balance January 1, 1956
Redeemed by cash
Balance December 31, 1956
Property Acquired by Deed or Foreclosure	
Balance January 1, 1956
Sale for cash
Balance December 31, 1956
CAPITAL DEBT, DECEMBER 31, 1956	
Gross Debt	
School debt
Self-liquidating debt.
Other capital debt
TOTAL GROSS DEBT
Per Capita Gross Debt	

Deductions for	
School debt
Self-liquidating debt.
Other capital debt
TOTAL DEDUCTIONS
NET DEBT
Average Assessed Valuations	
Real Property 1954-1955-1956..	\$237,467.00
Per Cent of Net Debt
CURRENT FINANCES DECEMBER 31, 1956	
Cash	\$14,872.22
Taxes receivable	1,031.38
Tax title liens
Foreclosed property
Other receivables	52.45
State road aid receivable	167.00
Emergencies and deferred charges
TOTAL ASSETS	\$16,123.05
Cash liabilities	\$1,190.51
Reserves for receivables	1,083.83
Surplus revenue	13,848.71
TOTAL LIABILITIES AND SURPLUS	\$16,123.05

MILLSTONE TOWNSHIP—MONMOUTH COUNTY

Population Census, 1950—2,100 Land Area 39.36 sq. mi. Net Valuation Taxable \$1,157,435

EXPENDITURES AND RE-REQUIRED PAYMENTS FOR 1956	
General Government	
Administrative and executive	\$7,362.94
Assessment and collection of taxes	2,605.70
Finance Department	225.00
Protection to Persons & Property	
Fire	2,000.00
Police	3,239.24
Other
Streets and Roads	
Repairs and maintenance	33,574.13
Street lighting
Sanitation	
Street cleaning
Garbage and ash removal
Sewers
Health and Charities	
Health service	1,638.74
Welfare—public assistance	1,100.00
Hospitals (aid and maintenance)
Other
Recreation	
Beaches and boardwalks
Parks and playgrounds
Other
Educational	
(Exclusive of school districts)
Unclassified Purposes	
(Including contingent)	100.00
SUB-TOTAL—Municipal functions..	\$51,845.75
Per Capita—Municipal functions	
Capital imp'ts and capital imp't fund	\$24.69
Debt Service	\$5,000.00
Principal payments
Interest payments
Total
Per Capita Debt Service	
Deferred Charges and Statutory Expenditures	
Emergencies
Other deferred chgs.	\$388.92
Total	388.92
TOTAL—Municipal expenditures ..	\$57,234.67
Required Payments for Local School, County, and Special District Taxes	
	128,759.79
TOTAL EXPENDITURES AND REQUIRED PAYMENTS	\$185,994.46
Reserve for uncollected taxes	\$34,365.00
GRAND TOTAL—Budget	\$220,359.46
RECEIPTS AND REVENUES REALIZED IN 1956 TO MEET EXPENDITURES AND RE-REQUIRED PAYMENTS	
Surplus revenue appropriated ..	\$10,232.67
Miscellaneous revenues realized ..	31,938.07
State aid revenues realized	7,867.00
Delinquent taxes including liens—1956 collections ..	30,738.01
Current taxes—1956 collections ..	128,759.79
Emergency borrowings
TOTAL RECEIPTS AND REVENUES REALIZED	\$209,535.54
CAPITAL OUTLAY—1956	
Beaches and boardwalks
Buildings and equipment
Parks and playgrounds
Sewers
Streets, roads and bridges
Water supply
Other

Tax rate	\$12.86
Local school tax rate	8.81
County tax rate	2.32
Local purpose tax rate	1.73
TAXES	
Local school tax ...	\$101,916.57
County taxes	26,843.22
Special district taxes
Local purpose levy	128,759.79
	20,000.00
Total tax levy (tax duplicate) ..	\$148,759.79
Per Capita Total Tax Levy	\$70.84
Current	
1956 taxes levied (total)	\$151,378.62
Collected in 1956	114,955.45
Per cent of levy collected in 1956 ...	75.93
Transferred to liens	1,515.77
Cancelled, abated or adjusted ..	375.23
Outstanding December 31, 1956 ..	\$34,532.17
All Prior Years Outstanding	
Balance January 1, 1956	\$30,504.85
Collected in 1956	30,108.66
Balance December 31, 1956	\$320.52
Tax Title Liens Outstanding	
Balance January 1, 1956	\$8,908.10
Redeemed by cash	629.35
Balance December 31, 1956	\$9,794.52
Property Acquired by Deed or Foreclosure	
Balance January 1, 1956
Sale for cash
Balance December 31, 1956
CAPITAL DEBT, DECEMBER 31, 1956	
Gross Debt	
School debt	\$66,000.00
Self-liquidating debt.
Other capital debt
TOTAL GROSS DEBT	\$66,000.00
Per Capita Gross Debt	\$31.43
Deductions for	
School debt	\$65,432.00
Self-liquidating debt.
Other capital debt
TOTAL DEDUCTIONS	65,432.00
NET DEBT	\$568.00
Average Assessed Valuations	
Real Property 1954-1955-1956 ..	\$1,090,525.00
Per Cent of Net Debt	0.05
CURRENT FINANCES DECEMBER 31, 1956	
Cash	\$56,209.68
Taxes receivable	34,852.69
Tax title liens	9,794.52
Foreclosed property
Other receivables	299.68
State road aid receivable
Emergencies and deferred charges ..	437.06
TOTAL ASSETS	\$101,593.63
Cash liabilities	\$3,715.03
Reserves for receivables	44,946.89
Surplus revenue	52,931.71
TOTAL LIABILITIES AND SURPLUS	\$101,593.63

MILLTOWN BOROUGH—MIDDLESEX COUNTY

Population Census, 1950—3,786 Land Area 1.6 sq. mi. Net Valuation Taxable \$4,028,002

EXPENDITURES AND REQUIRED PAYMENTS FOR 1956		Tax rate	\$7.75
General Government		Local school tax rate	5.20
Administrative and executive	\$27,710.00	County tax rate	2.41
Assessment and collection of taxes	7,700.00	Local purpose tax rate	0.14
Finance Department		TAXES	
Protection to Persons & Property		Local school tax ...	\$209,478.68
Fire	11,390.00	County taxes	96,938.37
Police	42,050.00	Special district taxes	
Other			
Streets and Roads		Local purpose levy	\$306,417.05
Repairs and maintenance	19,140.00		7,197.32
Street lighting	5,790.00	Total tax levy (tax duplicate) ..	<u>\$313,614.37</u>
Sanitation		Per Capita Total	
Street cleaning	4,830.00	Tax Levy	\$82.84
Garbage and ash removal	21,525.00	Current	
Sewers	11,090.00	1956 taxes levied (total)	\$316,179.04
Health and Charities		Collected in 1956	304,880.27
Health service	2,350.00	Per cent of levy col-	
Welfare—public assistance	630.00	lected in 1956 ...	96.42
Hospitals (aid and maintenance) ..	500.00	Transferred to liens	
Other		Cancelled, abated or adjusted	959.02
Recreation		Outstanding December 31, 1956 ..	<u>\$10,339.75</u>
Beaches and boardwalks		All Prior Years Outstanding	
Parks and playgrounds	7,200.00	Balance January 1, 1956	\$16,624.14
Other	7,165.00	Collected in 1956	11,974.77
Educational		Balance December 31, 1956	<u>\$4,649.37</u>
(Exclusive of school districts) ..	1,250.00	Tax Title Liens Outstanding	
Unclassified Purposes		Balance January 1, 1956	
(Including contingent)	2,400.00	Redeemed by cash	
SUB-TOTAL—Municipal functions..	<u>\$172,720.00</u>	Balance December 31, 1956	
Per Capita—Municipal functions	\$45.62	Property Acquired by Deed or Foreclosure	
Capital imp'ts and capital imp't fund	\$3,200.00	Balance January 1, 1956	\$1,450.00
Debt Service		Sale for cash	1,450.00
Principal payments ..		Balance December 31, 1956	<u>\$1,450.00</u>
Interest payments ..		CAPITAL DEBT, DECEMBER 31, 1956	
Total		Gross Debt	
Per Capita Debt Service		School debt	\$310,000.00
Deferred Charges and Statutory Expenditures		Self-liquidating debt.	5,500.00
Emergencies		Other capital debt ..	
Other deferred chgs.	\$3,630.36	TOTAL GROSS DEBT	\$315,500.00
Total	<u>3,630.36</u>	Per Capita Gross Debt	\$83.33
TOTAL—Municipal expenditures ...	<u>\$179,550.36</u>	Deductions for	
Required Payments for Local School, County, and Special District Taxes	306,417.05	School debt	\$218,336.00
TOTAL EXPENDITURES AND REQUIRED PAYMENTS	\$485,967.41	Self-liquidating debt.	5,500.00
Reserve for uncollected taxes	\$18,069.50	Other capital debt ..	
GRAND TOTAL—Budget	<u>\$504,036.91</u>	TOTAL DEDUCTIONS	223,836.00
RECEIPTS AND REVENUES REALIZED IN 1956 TO MEET EXPENDITURES AND REQUIRED PAYMENTS		NET DEBT	<u>\$91,664.00</u>
Surplus revenue appropriated ..	\$22,130.36	Average Assessed Valuations	
Miscellaneous revenues realized.	156,538.95	Real Property 1954-1955-1956..	\$3,638,927.00
State aid revenues realized	2,548.00	Per Cent of Net Debt	2.51
Delinquent taxes including		CURRENT FINANCES DECEMBER 31, 1956	
liens—1956 collections	11,974.77	Cash	\$20,768.06
Current taxes—1956 collections..	304,880.27	Taxes receivable	14,989.12
Emergency borrowings		Tax title liens	
TOTAL RECEIPTS AND REVENUES REALIZED	\$498,072.35	Foreclosed property	1,450.00
		Other receivables	2,707.26
		State road aid receivable	
		Emergencies and deferred charges ..	190.78
		TOTAL ASSETS	<u>\$40,105.22</u>
CAPITAL OUTLAY—1956		Cash liabilities	\$6,369.70
Beaches and boardwalks		Reserves for receivables	19,146.38
Buildings and equipment		Surplus revenue	14,589.14
Parks and playgrounds		TOTAL LIABILITIES AND SURPLUS	<u>\$40,105.22</u>
Sewers			
Streets, roads and bridges	\$800.00		
Water supply			
Other			

MILLVILLE CITY—CUMBERLAND COUNTY

Population Census, 1950—16,041 Land Area 44.3 sq. mi. Net Valuation Taxable \$15,576,991

EXPENDITURES AND RE-REQUIRED PAYMENTS FOR 1956	
General Government	
Administrative and executive	\$80,500.00
Assessment and collection of taxes	30,000.00
Finance Department	5,350.00
Protection to Persons & Property	
Fire	62,075.00
Police	103,650.00
Other
Streets and Roads	
Repairs and maintenance	85,900.00
Street lighting	49,775.00
Sanitation	
Street cleaning
Garbage and ash removal	59,600.00
Sewers	31,200.00
Health and Charities	
Health service	9,126.25
Welfare—public assistance	10,265.00
Hospitals (aid and maintenance)	9,500.00
Other	8,350.00
Recreation	
Beaches and boardwalks
Parks and playgrounds	8,650.00
Other	4,350.00
Educational	
(Exclusive of school districts) ..	4,750.00
Unclassified Purposes	
(Including contingent)	2,100.00
SUB-TOTAL—Municipal functions..	\$565,141.25

Per Capita—Municipal functions	\$35.23
Capital imp'ts and capital imp't fund	\$73,144.44
Debt Service	
Principal payments ..	\$76,000.00
Interest payments ..	36,093.96
Total	*112,093.96
Per Capita Debt Service	
Deferred Charges and Statutory Expenditures	\$6.99
Emergencies
Other deferred chgs.	\$33,121.46
Total	33,121.46
TOTAL—Municipal expenditures ...	\$783,501.11

Required Payments for Local School, County, and Special District Taxes	707,457.85
---	-------------------

TOTAL EXPENDITURES AND REQUIRED PAYMENTS	\$1,490,958.96
Reserve for uncollected taxes	\$61,350.00
GRAND TOTAL—Budget	\$1,552,308.96

RECEIPTS AND REVENUES REALIZED IN 1956 TO MEET EXPENDITURES AND REQUIRED PAYMENTS	
Surplus revenue appropriated ..	\$80,000.00
Miscellaneous revenues realized ..	231,532.91
State aid revenues realized	41,551.74
Delinquent taxes including liens—1956 collections	25,839.12
Current taxes—1956 collections..	1,177,706.64
Emergency borrowings
TOTAL RECEIPTS AND REVENUES REALIZED	\$1,556,630.41

CAPITAL OUTLAY—1956	
Beaches and boardwalks
Buildings and equipment	\$121,210.27
Parks and playgrounds
Sewers	5,020.76
Streets, roads and bridges	22,139.65
Water supply	51,178.97
Other	26,109.67

Tax rate	\$7.77
Local school tax rate	3.40
County tax rate	1.39
Local purpose tax rate	2.98

TAXES	
Local school tax ...	\$530,261.45
County taxes	216,696.40
Special district taxes
Local purpose levy	\$746,957.85
Total tax levy (tax duplicate) ..	\$1,215,457.85
Per Capita Total Tax Levy	\$75.77

Current	
1956 taxes levied (total)	\$1,219,642.05
Collected in 1956	1,177,706.64
Per cent of levy collected in 1956 ...	96.56
Transferred to liens
Cancelled, abated or adjusted	2,144.81
Outstanding December 31, 1956 ..	\$39,790.60

All Prior Years Outstanding	
Balance January 1, 1956	\$112,557.05
Collected in 1956	24,192.83
Balance December 31, 1956	\$24,921.48

Tax Title Liens Outstanding	
Balance January 1, 1956	\$40,213.91
Redeemed by cash	1,646.29
Balance December 31, 1956	\$38,602.00

Property Acquired by Deed or Foreclosure	
Balance January 1, 1956	\$41,335.00
Sale for cash
Balance December 31, 1956	\$41,335.00

CAPITAL DEBT, DECEMBER 31, 1956	
Gross Debt	
School debt	\$403,000.00
Self-liquidating debt.	358,312.00
Other capital debt ..	606,895.00
TOTAL GROSS DEBT	\$1,368,207.00
Per Capita Gross Debt	\$85.29

Deductions for	
School debt	\$403,000.00
Self-liquidating debt.	358,312.00
Other capital debt ..	23,700.00
TOTAL DEDUCTIONS	785,012.00
NET DEBT	\$583,195.00

Average Assessed Valuations	
Real Property 1954-1955-1956..	\$13,331,341.00
Per Cent of Net Debt	4.37

CURRENT FINANCES DECEMBER 31, 1956	
Cash	\$478,247.66
Taxes receivable	64,712.08
Tax title liens	38,602.00
Foreclosed property	41,335.00
Other receivables	61,746.60
State road aid receivable	25,000.00
Emergencies and deferred charges ..	296.25
TOTAL ASSETS	\$709,939.59
Cash liabilities	\$200,978.75
Reserves for receivables	206,395.68
Surplus revenue	302,565.16
TOTAL LIABILITIES AND SURPLUS	\$709,939.59

* Includes \$39,500.00 Chapter VI School Debt Service.

MINE HILL TOWNSHIP—MORRIS COUNTY

Population Census, 1950—1,951

Land Area 2.8 sq. mi.

Net Valuation Taxable \$1,510,700

EXPENDITURES AND REQUIRED PAYMENTS FOR 1956

General Government	
Administrative and executive	\$11,400.00
Assessment and collection of taxes	2,250.00
Finance Department	1,050.00
Protection to Persons & Property	
Fire	3,200.00
Police	6,000.00
Other
Streets and Roads	
Repairs and maintenance	22,328.89
Street lighting	4,800.00
Sanitation	
Street cleaning
Garbage and ash removal	6,400.00
Sewers
Health and Charities	
Health service	800.00
Welfare—public assistance	850.00
Hospitals (aid and maintenance)	500.00
Other	600.00
Recreation	
Beaches and boardwalks
Parks and playgrounds
Other	200.00
Educational	
(Exclusive of school districts)
Unclassified Purposes	
(Including contingent)	425.00
SUB-TOTAL—Municipal functions..	\$60,803.89

Per Capita—Municipal functions	\$31.17
Capital imp'ts and capital imp't fund	\$21,200.00
Debt Service	
Principal payments
Interest payments
Total

Per Capita Debt Service	
Deferred Charges and Statutory Expenditures
Emergencies
Other deferred chgs.	\$750.00
Total	750.00

TOTAL—Municipal expenditures	\$82,753.89
---	--------------------

Required Payments for Local School, County, and Special District Taxes	146,534.88
---	-------------------

TOTAL EXPENDITURES AND REQUIRED PAYMENTS	\$229,288.77
---	---------------------

Reserve for uncollected taxes	\$39,159.49
GRAND TOTAL—Budget	\$268,448.26

RECEIPTS AND REVENUES REALIZED IN 1956 TO MEET EXPENDITURES AND REQUIRED PAYMENTS

Surplus revenue appropriated	\$37,500.00
Miscellaneous revenues realized	27,108.68
State aid revenues realized	15,025.96
Delinquent taxes including
liens—1956 collections	12,545.59
Current taxes—1956 collections..	179,084.19
Emergency borrowings
TOTAL RECEIPTS AND REVENUES REALIZED	\$271,264.42

CAPITAL OUTLAY—1956

Beaches and boardwalks
Buildings and equipment	\$10,741.00
Parks and playgrounds
Sewers
Streets, roads and bridges
Water supply
Other

Tax rate	\$12.49
Local school tax rate	8.07
County tax rate	1.63
Local purpose tax rate	2.79

TAXES

Local school tax	\$121,879.15	
County taxes	24,655.73	
Special district taxes	
Local purpose levy	42,142.38	\$146,534.88
Total tax levy (tax duplicate) ..	\$188,677.26	
Per Capita Total Tax Levy \$96.71		

Current		
1956 taxes levied (total)	\$193,415.31	
Collected in 1956	179,084.19	
Per cent of levy collected in 1956	92.59	
Transferred to liens	312.30	
Cancelled, abated or adjusted	199.84	
Outstanding December 31, 1956 ..	\$13,818.98	

All Prior Years Outstanding		
Balance January 1, 1956	\$12,214.37	
Collected in 1956	11,588.69	
Balance December 31, 1956	\$120.99	

Tax Title Liens Outstanding		
Balance January 1, 1956	\$4,177.25	
Redeemed by cash	956.90	
Balance December 31, 1956	\$1,108.40	

Property Acquired by Deed or Foreclosure		
Balance January 1, 1956	\$3,825.00	
Sale for cash	750.00	
Balance December 31, 1956	\$4,650.00	

CAPITAL DEBT, DECEMBER 31, 1956

Gross Debt		
School debt	\$190,000.00	
Self-liquidating debt	
Other capital debt	6,241.00	
TOTAL GROSS DEBT	\$196,241.00	
Per Capita Gross Debt	\$100.58	

Deductions for		
School debt	\$80,723.00	
Self-liquidating debt	
Other capital debt	
TOTAL DEDUCTIONS	80,723.00	
NET DEBT	\$115,518.00	

Average Assessed Valuations		
Real Property 1954-1955-1956..	\$1,345,389.00	
Per Cent of Net Debt	8.58	

CURRENT FINANCES DECEMBER 31, 1956

Cash	\$83,100.25
Taxes receivable	13,939.97
Tax title liens	1,108.40
Foreclosed property	4,650.00
Other receivables	496.50
State road aid receivable	19,447.77
Emergencies and deferred charges ..	130.37
TOTAL ASSETS	\$122,873.26

Cash liabilities	\$27,596.15
Reserves for receivables	20,194.87
Surplus revenue	75,082.24
TOTAL LIABILITIES AND SURPLUS	\$122,873.26

MONMOUTH BEACH BOROUGH—MONMOUTH COUNTY

Population Census, 1950—806 Land Area 1.1 sq. mi. Net Valuation Taxable \$1,570,716

EXPENDITURES AND REQUIRED PAYMENTS FOR 1956	
General Government	
Administrative and executive	\$17,720.00
Assessment and collection of taxes	3,175.00
Finance Department	2,525.00
Protection to Persons & Property	
Fire	4,285.00
Police	20,150.00
Other
Streets and Roads	
Repairs and maintenance	22,215.00
Street lighting	4,750.00
Sanitation	
Street cleaning
Garbage and ash removal	7,620.00
Sewers
Health and Charities	
Health service	1,730.00
Welfare—public assistance	500.00
Hospitals (aid and maintenance)
Other
Recreation	
Beaches and boardwalks	9,900.00
Parks and playgrounds
Other
Educational	
(Exclusive of school districts)
Unclassified Purposes	
(Including contingent)	31,367.22
SUB-TOTAL—Municipal functions..	\$125,937.22
Per Capita—Municipal functions ...	
Capital imp'ts and capital imp't fund	\$2,200.00
Debt Service	
Principal payments ..	\$16,000.00
Interest payments ..	4,315.00
Total	20,315.00
Per Capita Debt Service	
Deferred Charges and Statutory Expenditures	\$25.20
Emergencies	\$800.00
Other deferred chgs.	6,080.96
Total	6,880.96
TOTAL—Municipal expenditures ...	\$155,333.18
Required Payments for Local School, County, and Special District Taxes	
TOTAL EXPENDITURES AND REQUIRED PAYMENTS	\$224,007.29
Reserve for uncollected taxes	\$19,567.10
GRAND TOTAL—Budget	\$243,574.39

Tax rate	\$9.74
Local school tax rate	2.73
County tax rate	1.64
Local purpose tax rate	5.37
TAXES	
Local school tax ..	\$42,878.74
County taxes	25,795.37
Special district taxes
Local purpose levy	\$68,674.11
Total tax levy (tax duplicate) ..	\$152,848.17
Per Capita Total Tax Levy	
Current	\$189.64
1956 taxes levied (total)	\$155,183.63
Collected in 1956	138,442.28
Per cent of levy collected in 1956 ...	89.21
Transferred to liens
Cancelled, abated or adjusted
Outstanding December 31, 1956 ..	\$16,741.35

All Prior Years Outstanding	
Balance January 1, 1956	\$12,781.46
Collected in 1956	11,824.35
Balance December 31, 1956	\$362.57

Tax Title Liens Outstanding	
Balance January 1, 1956	\$5,997.77
Redeemed by cash	262.33
Balance December 31, 1956	\$5,735.44

Property Acquired by Deed or Foreclosure	
Balance January 1, 1956	\$12,802.00
Sale for cash	9,795.00
Balance December 31, 1956	\$3,607.00

CAPITAL DEBT, DECEMBER 31, 1956	
Gross Debt	
School debt	\$60,000.00
Self-liquidating debt.
Other capital debt ..	171,520.00
TOTAL GROSS DEBT	\$231,520.00
Per Capita Gross Debt	
\$287.25	

Deductions for	
School debt	\$60,000.00
Self-liquidating debt.
Other capital debt
TOTAL DEDUCTIONS	60,000.00
NET DEBT	\$171,520.00

Average Assessed Valuations	
Real Property 1954-1955-1956..	\$1,515,484.00
Per Cent of Net Debt	11.31

CURRENT FINANCES DECEMBER 31, 1956	
Cash	\$31,397.86
Taxes receivable	17,103.92
Tax title liens	5,735.44
Foreclosed property	3,007.00
Other receivables	14,699.04
State road aid receivable	4,000.00
Emergencies and deferred charges ..	33,679.22
TOTAL ASSETS	\$109,622.48
Cash liabilities	\$7,380.54
Reserves for receivables	40,545.40
Surplus revenue	61,696.54
TOTAL LIABILITIES AND SURPLUS	\$109,622.48

CAPITAL OUTLAY—1956	
Beaches and boardwalks	\$457.82
Buildings and equipment	8,695.00
Parks and playgrounds
Sewers
Streets, roads and bridges
Water supply
Other

MONROE TOWNSHIP—GLOUCESTER COUNTY

Population Census, 1950—5,531

Land Area 46.5 sq. mi.

Net Valuation Taxable \$3,881,043

EXPENDITURES AND REQUIRED PAYMENTS FOR 1956

General Government	
Administrative and executive	\$20,536.00
Assessment and collection of taxes	9,149.00
Finance Department	1,250.00
Protection to Persons & Property	
Fire	5,410.00
Police	36,400.00
Other
Streets and Roads	
Repairs and maintenance	35,925.56
Street lighting	15,000.00
Sanitation	
Street cleaning
Garbage and ash removal	7,250.00
Sewers
Health and Charities	
Health service	2,380.00
Welfare—public assistance	3,690.00
Hospitals (aid and maintenance)
Other	370.00
Recreation	
Beaches and boardwalks
Parks and playgrounds	3,630.00
Other
Educational	
(Exclusive of school districts)	500.00
Unclassified Purposes	
(Including contingent)	1,450.00
SUB-TOTAL—Municipal functions..	\$142,940.56

Per Capita—Municipal functions	\$25.84
Capital imp'ts and capital imp't fund	\$10,055.56
Debt Service	
Principal payments	\$8,476.70
Interest payments	349.87
Total	9,096.57
Per Capita Debt Service	\$1.64
Deferred Charges and Statutory Expenditures	
Emergencies
Other deferred chgs.	\$3,750.00
Total	3,750.00

TOTAL—Municipal expenditures \$165,842.69

Required Payments for Local School, County, and Special District Taxes 357,823.80

TOTAL EXPENDITURES AND REQUIRED PAYMENTS \$523,666.49

Reserve for uncollected taxes \$90,621.00

GRAND TOTAL—Budget \$614,287.49

RECEIPTS AND REVENUES REALIZED IN 1956 TO MEET EXPENDITURES AND REQUIRED PAYMENTS

Surplus revenue appropriated	\$62,000.00
Miscellaneous revenues realized	110,172.99
State aid revenues realized	16,400.18
Delinquent taxes including	
liens—1956 collections	58,599.30
Current taxes—1956 collections..	311,479.67
Emergency borrowings
TOTAL RECEIPTS AND REVENUES REALIZED	\$558,652.14

CAPITAL OUTLAY—1956

Beaches and boardwalks
Buildings and equipment	\$7,005.79
Parks and playgrounds
Sewers
Streets, roads and bridges	1,000.00
Water supply	400.00
Other

Tax rate	\$10.34
Local school tax rate	7.40
County tax rate	1.82
Local purpose tax rate	1.12

TAXES

Local school tax	\$287,047.93
County taxes	70,775.87
Special district taxes

Local purpose levy \$357,823.80
 43,740.00
Total tax levy (tax duplicate) \$401,563.80

Per Capita Total Tax Levy \$72.60

Current	
1956 taxes levied (total)	\$401,563.80
Collected in 1956	311,479.67
Per cent of levy collected in 1956	77.56
Transferred to liens	690.00
Cancelled, abated or adjusted
Outstanding December 31, 1956	\$89,394.13

All Prior Years Outstanding	
Balance January 1, 1956	\$128,465.42
Collected in 1956	57,714.94
Balance December 31, 1956	\$70,750.38

Tax Title Liens Outstanding	
Balance January 1, 1956	\$22,100.11
Reelected by cash	884.26
Balance December 31, 1956	\$21,905.85

Property Acquired by Deed or Foreclosure	
Balance January 1, 1956	\$8,200.00
Sale for cash	2,871.00
Balance December 31, 1956	\$5,329.00

CAPITAL DEBT, DECEMBER 31, 1956

Gross Debt	
School debt	\$320,000.00
Self-liquidating debt	884.26
Other capital debt	2,222.00

TOTAL GROSS DEBT \$322,222.00

Per Capita Gross Debt \$58.26

Deductions for	
School debt	\$199,517.00
Self-liquidating debt
Other capital debt
TOTAL DEDUCTIONS	199,517.00

NET DEBT \$122,705.00

Average Assessed Valuations	
Real Property 1954-1955-1956..	\$3,325,288.00
Per Cent of Net Debt	3.69

CURRENT FINANCES DECEMBER 31, 1956

Cash	\$124,895.92
Taxes receivable	160,144.51
Tax title liens	21,905.85
Foreclosed property	5,329.00
Other receivables	11,153.59
State road aid receivable	10,000.00
Emergencies and deferred charges
TOTAL ASSETS	\$333,428.87

Cash liabilities	\$42,144.76
Reserves for receivables	198,532.95
Surplus revenue	92,751.16

TOTAL LIABILITIES AND SURPLUS \$333,428.87

MONROE TOWNSHIP—MIDDLESEX COUNTY

Population Census, 1950—4,082 Land Area 41.8 sq. mi. Net Valuation Taxable \$3,132,308

EXPENDITURES AND REQUIRED PAYMENTS FOR 1956	
General Government	
Administrative and executive	\$7,457.75
Assessment and collection of taxes	5,775.00
Finance Department	1,125.00
Protection to Persons & Property	
Fire	2,100.00
Police	4,425.00
Other
Streets and Roads	
Repairs and maintenance	43,100.00
Street lighting	1,017.25
Sanitation	
Street cleaning
Garbage and ash removal
Sewers
Health and Charities	
Health service	350.00
Welfare—public assistance	3,125.00
Hospitals (aid and maintenance)
Other	350.00
Recreation	
Beaches and boardwalks
Parks and playgrounds
Other
Educational	
(Exclusive of school districts)
Unclassified Purposes	
(Including contingent)	700.00
SUB-TOTAL—Municipal functions..	\$69,525.00
Per Capita—Municipal functions ..	\$17.03
Capital imp'ts and capital imp't fund	\$9,500.00
Debt Service	
Principal payments ..	\$2,499.15
Interest payments ..	16.48
Total	2,515.63
Per Capita Debt Service	\$0.62
Deferred Charges and Statutory Expenditures	
Emergencies	\$6,000.00
Other deferred chgs.	1,241.75
Total	7,241.75
TOTAL—Municipal expenditures ...	\$88,782.38
Required Payments for Local School, County, and Special District Taxes	
.....	259,661.79
TOTAL EXPENDITURES AND REQUIRED PAYMENTS	\$348,444.17
Reserve for uncollected taxes	\$47,268.24
GRAND TOTAL—Budget	\$395,712.41
RECEIPTS AND REVENUES REALIZED IN 1956 TO MEET EXPENDITURES AND REQUIRED PAYMENTS	
Surplus revenue appropriated ..	\$18,500.00
Miscellaneous revenues realized ..	43,669.42
State aid revenues realized	20,173.00
Delinquent taxes including liens—1956 collections	
.....	24,961.18
Current taxes—1956 collections...	222,043.23
Emergency borrowings
TOTAL RECEIPTS AND REVENUES REALIZED	\$329,346.83

CAPITAL OUTLAY—1956

Beaches and boardwalks
Buildings and equipment	\$6,084.80
Parks and playgrounds
Sewers
Streets, roads and bridges
Water supply
Other

Tax rate	\$8.77
Local school tax rate	5.67
County tax rate	2.62
Local purpose tax rate	0.48

TAXES

Local school tax ...	\$177,710.70	
County taxes	81,951.09	
Special district taxes	
Local purpose levy	14,886.14	
Total tax levy (tax duplicate) ..	\$274,547.93	
Per Capita Total Tax Levy		\$67.26
Current		
1956 taxes levied (total)	\$281,609.67	
Collected in 1956	222,043.23	
Per cent of levy collected in 1956 ...	78.84	
Transferred to liens	2,294.42	
Cancelled, abated or adjusted	
Outstanding December 31, 1956 ..	\$57,272.02	

All Prior Years Outstanding

Balance January 1, 1956	\$57,125.51
Collected in 1956	24,701.24
Balance December 31, 1956	\$32,424.27

Tax Title Liens Outstanding

Balance January 1, 1956	\$30,172.58
Re-levied by cash	259.94
Balance December 31, 1956	\$32,207.06

Property Acquired by Deed or Foreclosure

Balance January 1, 1956	\$2,300.00
Sale for cash
Balance December 31, 1956	\$2,300.00

CAPITAL DEBT, DECEMBER 31, 1956

Gross Debt	
School debt	\$225,000.00
Self-liquidating debt.
Other capital debt ..	4,000.00
TOTAL GROSS DEBT	\$229,000.00
Per Capita Gross Debt	\$56.10
Deductions for	
School debt	\$153,205.00
Self-liquidating debt.
Other capital debt
TOTAL DEDUCTIONS	153,205.00
NET DEBT	\$75,795.00
Average Assessed Valuations	
Real Property 1954-1955-1956..	\$2,553,421.00
Per Cent of Net Debt	2.96

CURRENT FINANCES DECEMBER 31, 1956

Cash	\$57,798.32
Taxes receivable	89,696.29
Tax title liens	32,207.06
Foreclosed property	2,300.00
Other receivables	1,177.29
State road aid receivable	3,900.20
Emergencies and deferred charges ..	8,730.72
TOTAL ASSETS	\$195,809.88
Cash liabilities	\$56,429.34
Reserves for receivables	125,380.64
Surplus revenue	13,999.90
TOTAL LIABILITIES AND SURPLUS	\$195,809.88

MONTAGUE TOWNSHIP—SUSSEX COUNTY

Population Census, 1950—602 Land Area 44.6 sq. mi. Net Valuation Taxable \$596,950

EXPENDITURES AND REQUIRED PAYMENTS FOR 1956	
General Government	
Administrative and executive	\$2,293.57
Assessment and collection of taxes	1,061.43
Finance Department	335.00
Protection to Persons & Property	
Fire	1,570.50
Police
Other
Streets and Roads	
Repairs and maintenance	13,445.78
Street lighting
Sanitation	
Street cleaning
Garbage and ash removal
Sewers
Health and Charities	
Health service	395.50
Welfare—Public assistance	600.00
Hospitals (aid and maintenance)	150.00
Other
Recreation	
Beaches and boardwalks
Parks and playgrounds
Other
Educational	
(Exclusive of school districts)
Unclassified Purposes	
(Including contingent)
SUB-TOTAL—Municipal functions..	\$19,851.78
Per Capita—Municipal functions	
Capital imp'ts and capital imp't fund	\$32.98
Debt Service	
Principal payments ..	\$1,000.00
Interest payments
Total
Per Capita Debt Service	
Deferred Charges and Statutory Expenditures	
Emergencies
Other deferred chgs.	\$384.29
Total	384.29
TOTAL—Municipal expenditures ...	\$21,236.07
Required Payments for Local School, County, and Special District Taxes	
.....	45,538.01
TOTAL EXPENDITURES AND REQUIRED PAYMENTS	\$66,774.08
Reserve for uncollected taxes	\$12,326.80
GRAND TOTAL—Budget	\$79,100.88
RECEIPTS AND REVENUES REALIZED IN 1956 TO MEET EXPENDITURES AND REQUIRED PAYMENTS	
Surplus revenue appropriated ..	\$6,000.00
Miscellaneous revenues realized.	12,038.95
State aid revenues realized	12,005.00
Delinquent taxes including liens—1956 collections	
.....	8,173.76
Current taxes—1956 collections..	41,625.88
Emergency borrowings
TOTAL RECEIPTS AND REVENUES REALIZED	\$79,843.59

CAPITAL OUTLAY—1956

Beaches and boardwalks
Buildings and equipment	\$704.39
Parks and playgrounds
Sewers
Streets, roads and bridges
Water supply
Other

Tax rate	\$8.40
Local school tax rate	4.46
County tax rate	3.17
Local purpose tax rate	0.77

TAXES

Local school tax ...	\$26,642.60	
County taxes	18,895.41	
Special district taxes	
Local purpose levy	\$45,538.01
		<u>4,600.00</u>
Total tax levy (tax duplicate) ..		\$50,138.01

Per Capita Total Tax Levy **\$83.29**

Current

1956 taxes levied (total)	\$50,138.01
Collected in 1956	41,625.88
Per cent of levy collected in 1956 ...	83.02
Transferred to liens
Cancelled, abated or adjusted
Outstanding December 31, 1956 ..	<u>\$8,512.13</u>

All Prior Years Outstanding

Balance January 1, 1956	\$8,788.26
Collected in 1956	8,173.76
Balance December 31, 1956	<u>\$481.71</u>

Tax Title Liens Outstanding

Balance January 1, 1956	\$797.15
Redeemed by cash
Balance December 31, 1956	<u>\$797.15</u>

Property Acquired by Deed or Foreclosure

Balance January 1, 1956
Sale for cash
Balance December 31, 1956	<u>.....</u>

CAPITAL DEBT, DECEMBER 31, 1956

Gross Debt	
School debt	\$69,000.00
Self-liquidating debt.
Other capital debt
TOTAL GROSS DEBT	\$69,000.00
Per Capita Gross Debt	\$114.62

Deductions for

School debt	\$28,317.00
Self-liquidating debt.
Other capital debt
TOTAL DEDUCTIONS	28,317.00
NET DEBT	\$40,683.00

Average Assessed Valuations

Real Property 1954-1955-1956..	\$471,950.00
Per Cent of Net Debt	8.62

CURRENT FINANCES DECEMBER 31, 1956

Cash	\$34,193.68
Taxes receivable	8,993.84
Tax title liens	797.15
Foreclosed property
Other receivables	484.78
State road aid receivable	22,231.51
Emergencies and deferred charges ..	493.57
TOTAL ASSETS	\$67,194.53

Cash liabilities	\$24,650.69
Reserves for receivables	10,275.77
Surplus revenue	32,268.07
TOTAL LIABILITIES AND SURPLUS	\$67,194.53

MONTCLAIR TOWN—ESSEX COUNTY

Population Census, 1950—43,927 Land Area 6.2 sq. mi. Net Valuation Taxable \$90,269,051

EXPENDITURES AND REQUIRED PAYMENTS FOR 1956	
General Government	
Administrative and executive	\$234,240.50
Assessment and collection of taxes	51,722.50
Finance Department	55,435.00
Protection to Persons & Property	
Fire	519,958.22
Police	574,313.56
Other
Streets and Roads	
Repairs and maintenance	321,566.55
Street lighting	76,200.00
Sanitation	
Street cleaning
Garbage and ash removal	259,920.00
Sewers	68,742.35
Health and Charities	
Health service	104,150.14
Welfare—public assistance	67,120.00
Hospitals (aid and maintenance)
Other	2,900.00
Recreation	
Beaches and boardwalks
Parks and playgrounds	110,950.00
Other
Educational (Exclusive of school districts)	
	182,000.00
Unclassified Purposes (Including contingent)	
	54,430.00
SUB-TOTAL—Municipal functions..	\$2,683,648.82
Per Capita—Municipal functions	
	\$61.09
Capital imp'ts and capital imp't fund	\$7,000.00
Debt Service	
Principal payments	\$555,000.00
Interest payments	133,567.41
Total	*688,567.41
Per Capita Debt Service	
	\$15.68
Deferred Charges and Statutory Expenditures	
Emergencies	\$8,572.92
Other deferred chgs.	267,657.53
Total	276,230.45
TOTAL—Municipal expenditures	\$3,655,446.68
Required Payments for Local School, County, and Special District Taxes	
	3,785,608.56
TOTAL EXPENDITURES AND REQUIRED PAYMENTS	\$7,441,055.24
Reserve for uncollected taxes	\$538,268.20
GRAND TOTAL—Budget	\$7,979,323.44
RECEIPTS AND REVENUES REALIZED IN 1956 TO MEET EXPENDITURES AND REQUIRED PAYMENTS	
Surplus revenue appropriated	\$417,461.00
Miscellaneous revenues realized	825,448.72
State aid revenues realized	71,550.93
Delinquent taxes including	
liens—1956 collections	203,894.40
Current taxes—1956 collections..	6,386,028.02
Emergency borrowings
TOTAL RECEIPTS AND REVENUES REALIZED	\$7,904,383.07
CAPITAL OUTLAY—1956	
Beaches and boardwalks
Buildings and equipment	\$52,753.89
Parks and playgrounds	12,242.72
Sewers
Streets, roads and bridges	15,195.29
Water supply	537.68
Other	34,221.46

Tax rate	\$7.28
Local school tax rate	3.10
County tax rate	1.39
Local purpose tax rate	2.79
TAXES	
Local school tax	\$2,799,089.09
County taxes	1,256,682.44
Special district taxes
Local purpose levy	\$4,055,771.53
	2,528,137.91
Total tax levy (tax duplicate)	\$6,583,909.44
Per Capita Total Tax Levy	
	\$149.88
Current	
1956 taxes levied (total)	\$6,612,114.58
Collected in 1956	6,386,028.02
Per cent of levy collected in 1956	96.58
Transferred to liens	4,884.88
Cancelled, abated or adjusted	10,234.59
Outstanding December 31, 1956	\$210,967.09
All Prior Years Outstanding	
Balance January 1, 1956	\$231,414.16
Collected in 1956	196,520.06
Balance December 31, 1956	\$25,162.04
Tax Title Liens Outstanding	
Balance January 1, 1956	\$15,618.60
Released by cash	7,374.34
Balance December 31, 1956	\$15,915.57
Property Acquired by Deed or Foreclosure	
Balance January 1, 1956	\$97,685.00
Sale for cash	23,595.00
Balance December 31, 1956	\$86,870.00
CAPITAL DEBT, DECEMBER 31, 1956	
Gross Debt	
School debt	\$3,173,000.00
Self-liquidating debt.	1,512,000.00
Other capital debt	3,001,175.00
TOTAL GROSS DEBT	\$7,686,175.00
Per Capita Gross Debt	
	\$174.98
Deductions for	
School debt	\$3,173,000.00
Self-liquidating debt.	1,512,000.00
Other capital debt
TOTAL DEDUCTIONS	4,685,000.00
NET DEBT	\$3,001,175.00
Average Assessed Valuations	
Real Property 1954-1955-1956..	\$82,012,361.00
Per Cent of Net Debt	3.65
CURRENT FINANCES DECEMBER 31, 1956	
Cash	\$1,964,647.54
Taxes receivable	236,129.13
Tax title liens	15,915.57
Foreclosed property	86,870.00
Other receivables	2,330.00
State road aid receivable
Emergencies and deferred charges	13,000.00
TOTAL ASSETS	\$2,318,892.24
Cash liabilities	\$1,137,826.75
Reserves for receivables	341,244.70
Surplus revenue	839,820.79
TOTAL LIABILITIES AND SURPLUS	\$2,318,892.24

* Includes \$270,162.97 Chapter VI School Debt Service.

MONTGOMERY TOWNSHIP—MIDDLESEX COUNTY

Population Census, 1950—3,819

Land Area 31.8 sq. mi.

Net Valuation Taxable \$2,420,621

EXPENDITURES AND REQUIRED PAYMENTS FOR 1956	
General Government	
Administrative and executive	\$33,806.00
Assessment and collection of taxes	3,625.00
Finance Department	606.50
Protection to Persons & Property	
Fire	1,200.00
Police	2,176.75
Other
Streets and Roads	
Repairs and maintenance	43,195.29
Street lighting
Sanitation	
Street cleaning
Garbage and ash removal
Sewers
Health and Charities	
Health service	2,091.92
Welfare—public assistance	225.00
Hospitals (aid and maintenance)	250.00
Other
Recreation	
Beaches and boardwalks
Parks and playgrounds
Other	668.20
Educational	
(Exclusive of school districts)
Unclassified Purposes	
(Including contingent)	150.00
SUB-TOTAL—Municipal functions..	\$87,994.66
Per Capita—Municipal functions	
Capital imp'ts and capital imp't fund	\$23.04
Debt Service	\$28,000.00
Principal payments
Interest payments
Total
Per Capita Debt Service	
Deferred Charges and Statutory Expenditures	
Emergencies	\$2,495.00
Other deferred chgs.	600.00
Total	3,095.00
TOTAL—Municipal expenditures	\$119,089.66
Required Payments for Local School, County, and Special District Taxes	
	192,189.69
TOTAL EXPENDITURES AND REQUIRED PAYMENTS	\$311,279.35
Reserve for uncollected taxes	\$49,529.43
GRAND TOTAL—Budget	\$360,808.78
RECEIPTS AND REVENUES REALIZED IN 1956 TO MEET EXPENDITURES AND REQUIRED PAYMENTS	
Surplus revenue appropriated	\$37,495.00
Miscellaneous revenues realized	40,566.19
State aid revenues realized	27,186.00
Delinquent taxes including
liens—1956 collections	13,128.10
Current taxes—1956 collections.. . . .	221,857.13
Emergency borrowings
TOTAL RECEIPTS AND REVENUES REALIZED	\$340,232.42
CAPITAL OUTLAY—1956	
Beaches and boardwalks
Buildings and equipment
Parks and playgrounds
Sewers
Streets, roads and bridges	\$6,000.00
Water supply
Other

Tax rate	\$9.76
Local school tax rate	6.48
County tax rate	1.45
Local purpose tax rate	1.83
TAXES	
Local school tax	\$156,972.42
County taxes	35,217.27
Special district taxes
Local purpose levy	43,953.09
Total tax levy (tax duplicate) ..	\$236,142.78
Per Capita Total Tax Levy	
	\$61.83
Current	
1956 taxes levied (total)	\$238,745.82
Collected in 1956	221,857.13
Per cent of levy collected in 1956	92.92
Transferred to liens	1,162.41
Cancelled, abated or adjusted	422.89
Outstanding December 31, 1956	\$15,303.39
All Prior Years Outstanding	
Balance January 1, 1956	\$13,411.77
Collected in 1956	13,128.10
Balance December 31, 1956	\$176.07
Tax Title Liens Outstanding	
Balance January 1, 1956	\$13,823.77
Redeemed by cash
Balance December 31, 1956	\$3,482.31
Property Acquired by Deed or Foreclosure	
Balance January 1, 1956
Sale for cash
Balance December 31, 1956	\$7,860.00

CAPITAL DEBT, DECEMBER 31, 1956	
Gross Debt	
School debt	\$270,000.00
Self-liquidating debt.
Other capital debt
TOTAL GROSS DEBT	\$270,000.00
Per Capita Gross Debt	
	\$70.70
Deductions for	
School debt	\$126,880.00
Self-liquidating debt.
Other capital debt
TOTAL DEDUCTIONS	126,880.00
NET DEBT	\$143,120.00
Average Assessed Valuations	
Real Property 1954-1955-1956.. . . .	\$2,114,659.00
Per Cent of Net Debt	6.76

CURRENT FINANCES DECEMBER 31, 1956	
Cash	\$146,711.98
Taxes receivable	15,479.46
Tax title liens	3,482.31
Foreclosed property	7,860.00
Other receivables	350.58
State road aid receivable	19,189.56
Emergencies and deferred charges	18,325.05
TOTAL ASSETS	\$211,398.94
Cash liabilities	\$104,307.33
Reserves for receivables	27,172.35
Surplus revenue	79,919.26
TOTAL LIABILITIES AND SURPLUS	\$211,398.94

MONTVALE BOROUGH—BERGEN COUNTY

Population Census, 1950—1,856 Land Area 4.0 sq. mi. Net Valuation Taxable \$3,007,191

EXPENDITURES AND REQUIRED PAYMENTS FOR 1956

General Government	
Administrative and executive	\$21,071.67
Assessment and collection of taxes	2,030.80
Finance Department	1,500.00
Protection to Persons & Property	
Fire	3,502.49
Police	31,996.59
Other
Streets and Roads	
Repairs and maintenance	16,774.35
Street lighting	3,888.17
Sanitation	
Street cleaning
Garbage and ash removal
Sewers
Health and Charities	
Health service	1,095.20
Welfare—public assistance	751.50
Hospitals (aid and maintenance)
Other
Recreation	
Beaches and boardwalks
Parks and playgrounds
Other
Educational	
(Exclusive of school districts) ..	500.00
Unclassified Purposes	
(Including contingent)	800.00
SUB-TOTAL—Municipal functions..	\$83,910.77

Per Capita—Municipal functions	\$45.21
Capital imp'ts and capital imp't fund	\$500.00
Debt Service	
Principal payments ..	\$7,000.00
Interest payments ..	1,723.00
Total	8,723.00
Per Capita Debt Service	\$4.70
Deferred Charges and Statutory Expenditures	
Emergencies	\$9,200.00
Other deferred chgs.	12,301.83
Total	21,501.83
TOTAL—Municipal expenditures ...	\$114,635.60

Required Payments for Local School, County and Special District Taxes	236,194.82
--	-------------------

TOTAL EXPENDITURES AND REQUIRED PAYMENTS

TOTAL EXPENDITURES AND REQUIRED PAYMENTS	\$350,830.42
Reserve for uncollected taxes	\$32,964.06
GRAND TOTAL—Budget	\$383,794.48

RECEIPTS AND REVENUES REALIZED IN 1956 TO MEET EXPENDITURES AND REQUIRED PAYMENTS

Surplus revenue appropriated ..	\$11,856.05
Miscellaneous revenues realized.	46,668.06
State aid revenues realized	2,639.00
Delinquent taxes including
liens—1956 collections	22,527.57
Current taxes—1956 collections..	293,485.20
Emergency borrowings
TOTAL RECEIPTS AND REVENUES REALIZED	\$377,175.88

CAPITAL OUTLAY—1956

Beaches and boardwalks
Buildings and equipment
Parks and playgrounds
Sewers
Streets, roads and bridges	\$8,127.61
Water supply
Other

Tax rate	\$10.35
Local school tax rate	6.78
County tax rate	1.07
Local purpose tax rate	2.50

TAXES

Local school tax ...	\$204,014.26
County taxes	32,180.56
Special district taxes
Local purpose levy	\$236,194.82
Total tax levy (tax duplicate) ..	\$311,205.08

Per Capita Total Tax Levy	\$167.68
--	-----------------

Current	
1956 taxes levied (total)	\$318,453.78
Collected in 1956	293,485.20
Per cent of levy collected in 1956 ...	92.15
Transferred to liens
Cancelled, abated or adjusted ..	1,899.23
Outstanding December 31, 1956 ..	\$23,069.35

All Prior Years Outstanding	
Balance January 1, 1956	\$22,792.99
Collected in 1956	22,527.57
Balance December 31, 1956	\$242.80

Tax Title Liens Outstanding	
Balance January 1, 1956
Redeemed by cash
Balance December 31, 1956

Property Acquired by Deed or Foreclosure	
Balance January 1, 1956	\$2,195.00
Sale for cash	1,004.65
Balance December 31, 1956	\$1,895.00

CAPITAL DEBT, DECEMBER 31, 1956

Gross Debt	
School debt	\$572,887.00
Self-liquidating debt.
Other capital debt ..	65,800.00
TOTAL GROSS DEBT	\$638,687.00
Per Capita Gross Debt	\$344.12

Deductions for	
School debt	\$441,701.00
Self-liquidating debt.
Other capital debt ..	350.00
TOTAL DEDUCTIONS	442,051.00
NET DEBT	\$196,636.00

Average Assessed Valuations	
Real Property 1954-1955-1956..	\$2,363,571.00
Per Cent of Net Debt	8.31

CURRENT FINANCES DECEMBER 31, 1956

Cash	\$55,968.80
Taxes receivable	23,312.15
Tax title liens
Foreclosed property	1,895.00
Other receivables	622.29
State road aid receivable	2,639.00
Emergencies and deferred charges ..	1,910.36
TOTAL ASSETS	\$86,347.60

Cash liabilities	\$27,705.38
Reserves for receivables	25,829.44
Surplus revenue	32,812.78

TOTAL LIABILITIES AND SURPLUS	\$86,347.60
--	--------------------

MONTVILLE TOWNSHIP—MORRIS COUNTY

Population Census, 1950—4,159

*Land Area 18.3 sq. mi.

Net Valuation Taxable \$3,362,083

EXPENDITURES AND REQUIRED PAYMENTS FOR 1956

General Government	
Administrative and executive	\$18,995.00
Assessment and collection of taxes	8,136.00
Finance Department	2,150.00
Protection to Persons & Property	
Fire
Police	32,495.00
Other
Streets and Roads	
Repairs and maintenance	29,756.78
Street lighting
Sanitation	
Street cleaning
Garbage and ash removal
Sewers
Health and Charities	
Health service	2,500.00
Welfare—public assistance	3,650.00
Hospitals (aid and maintenance)
Other	340.00
Recreation	
Beaches and boardwalks
Parks and playgrounds
Other	5,000.00
Educational	
(Exclusive of school districts) ..	900.00
Unclassified Purposes	
(Including contingent)	1,150.00
SUB-TOTAL—Municipal functions..	\$105,072.78

Per Capita—Municipal functions	\$25.26
Capital imp'ts and capital imp't fund	\$25,000.00
Debt Service	
Principal payments
Interest payments
Total
Per Capita Debt Service	
Deferred Charges and Statutory Expenditures	
Emergencies
Other deferred chgs.	\$2,502.59
Total	2,502.59

TOTAL—Municipal expenditures ...	\$132,575.37
Required Payments for Local School, County, and Special District Taxes	
	357,090.42
TOTAL EXPENDITURES AND REQUIRED PAYMENTS	\$489,665.79
Reserve for uncollected taxes	\$67,146.38
GRAND TOTAL—Budget	\$556,812.17

RECEIPTS AND REVENUES REALIZED IN 1956 TO MEET EXPENDITURES AND REQUIRED PAYMENTS	
Surplus revenue appropriated ..	\$60,000.00
Miscellaneous revenues realized ..	71,692.27
State aid revenues realized	5,668.00
Delinquent taxes including
liens—1956 collections	32,190.30
current taxes—1956 collections ..	371,548.05
Emergency borrowings
TOTAL RECEIPTS AND REVENUES REALIZED	\$541,098.62

CAPITAL OUTLAY—1956

Beaches and boardwalks
Buildings and equipment
Parks and playgrounds
Sewers
Streets, roads and bridges	\$5,659.64
Water supply
Other

Tax rate	\$11.13
Local school tax rate	7.86
County tax rate	1.93
Local purpose tax rate	1.34

TAXES

Local school tax ...	\$264,350.66	
County taxes	64,769.01	
Special district taxes	27,970.75	
Local purpose levy	\$357,090.42
		45,053.75
Total tax levy (tax duplicate) ..		\$402,144.17

Per Capita Total Tax Levy		\$96.69
Current		
1956 taxes levied (total)		\$409,549.61
Collected in 1956		371,548.05
Per cent of levy collected in 1956 ...	90.72	
Transferred to liens		420.16
Cancelled, abated or adjusted ..		1,469.69
Outstanding December 31, 1956 ..		\$36,111.71

All Prior Years Outstanding	
Balance January 1, 1956	\$32,782.68
Collected in 1956	32,048.67
Balance December 31, 1956	\$393.77

Tax Title Liens Outstanding	
Balance January 1, 1956	\$3,524.29
Redeemed by cash	141.63
Balance December 31, 1956	\$3,802.82

Property Acquired by Deed or Foreclosure	
Balance January 1, 1956	\$6,950.00
Sale for cash	500.00
Balance December 31, 1956	\$6,550.00

CAPITAL DEBT, DECEMBER 31, 1956

Gross Debt	
School debt	\$660,000.00
Self-liquidating debt
Other capital debt
TOTAL GROSS DEBT	\$660,000.00
Per Capita Gross Debt	\$158.69

Deductions for	
School debt	\$179,627.00
Self-liquidating debt
Other capital debt
TOTAL DEDUCTIONS	179,627.00
NET DEBT	\$480,373.00

Average Assessed Valuations	
Real Property 1954-1955-1956 ..	\$2,993,791.00
Per Cent of Net Debt	16.04

CURRENT FINANCES DECEMBER 31, 1956

Cash	\$111,799.61
Taxes receivable	36,505.48
Tax title liens	3,802.82
Foreclosed property	6,550.00
Other receivables	679.47
State road aid receivable
Emergencies and deferred charges ..	3,500.00
TOTAL ASSETS	\$162,837.38
Cash liabilities	\$13,868.43
Reserves for receivables	47,537.77
Surplus revenue	101,431.18
TOTAL LIABILITIES AND SURPLUS	\$162,837.38

MOONACHIE BOROUGH—BERGEN COUNTY

Population Census, 1950—1,775 Land Area 1.6 sq. mi. Net Valuation Taxable \$1,221,083

EXPENDITURES AND RE-REQUIRED PAYMENTS FOR 1956	
General Government	
Administrative and executive	\$16,079.15
Assessment and collection of taxes	6,685.00
Finance Department	900.00
Protection to Persons & Property	
Fire	9,287.44
Police	19,700.00
Other
Streets and Roads	
Repairs and maintenance	7,800.00
Street lighting	3,350.00
Sanitation	
Street cleaning
Garbage and ash removal	5,905.38
Sewers
Health and Charities	
Health service	1,305.00
Welfare—public assistance	500.00
Hospitals (aid and maintenance)
Other
Recreation	
Beaches and boardwalks
Parks and playgrounds	800.00
Other
Educational (Exclusive of school districts) ..	
.....
Unclassified Purposes (Including contingent)	
.....	720.00
SUB-TOTAL—Municipal functions..	\$73,031.97

Per Capita—Municipal functions	\$41.14
Capital imp'ts and capital imp't fund	\$1,000.00
Debt Service	
Principal payments
Interest payments ..	\$300.00
Total	300.00
Per Capita Debt Service	\$0.17
Deferred Charges and Statutory Expenditures	
Emergencies
Other deferred chgs. ..	\$19,064.17
Total	19,064.17
TOTAL—Municipal expenditures ...	\$93,396.14

Required Payments for Local School, County, and Special District Taxes		85,751.20
TOTAL EXPENDITURES AND REQUIRED PAYMENTS		\$179,147.34
Reserve for uncollected taxes	\$7,662.27	
GRAND TOTAL—Budget	\$186,809.61	

RECEIPTS AND REVENUES REALIZED IN 1956 TO MEET EXPENDITURES AND RE-REQUIRED PAYMENTS	
Surplus revenue appropriated ..	\$39,000.00
Miscellaneous revenues realized ..	65,525.40
State aid revenues realized	1,589.00
Delinquent taxes including	
liens—1956 collections	4,799.86
current taxes—1956 collections..	87,667.36
Emergency borrowings
TOTAL RECEIPTS AND REVENUES REALIZED	\$198,581.62

CAPITAL OUTLAY—1956	
Beaches and boardwalks
Buildings and equipment
Parks and playgrounds
Sewers
Streets, roads and bridges	\$975.59
Water supply
Other

Tax rate	\$7.55
Local school tax rate	5.80
County tax rate	1.23
Local purpose tax rate	0.52

TAXES	
Local school tax ...	\$70,768.82
County taxes	14,982.38
Special district taxes
Local purpose levy	\$85,751.20
.....	6,401.44
Total tax levy (tax duplicate) ..	\$92,152.64

Per Capita Total Tax Levy	\$51.92
--	----------------

Current	
1956 taxes levied (total)	\$94,298.99
Collected in 1956	87,667.36
Per cent of levy collected in 1956 ...	92.96
Transferred to liens	98.15
Cancelled, abated or adjusted	358.56
Outstanding December 31, 1956 ..	\$6,174.92

All Prior Years Outstanding	
Balance January 1, 1956	\$8,461.60
Collected in 1956	4,735.86
Balance December 31, 1956	\$3,725.74

Tax Title Liens Outstanding	
Balance January 1, 1956	\$876.73
Redeemed by cash	64.00
Balance December 31, 1956	\$910.88

Property Acquired by Deed or Foreclosure	
Balance January 1, 1956	\$6,400.00
Sale for cash	190.77
Balance December 31, 1956	\$6,400.00

CAPITAL DEBT, DECEMBER 31, 1956	
Gross Debt	
School debt	\$56,000.00
Self-liquidating debt.
Other capital debt
TOTAL GROSS DEBT	\$56,000.00
Per Capita Gross Debt	\$31.55

Deductions for	
School debt	\$56,000.00
Self-liquidating debt.
Other capital debt
TOTAL DEDUCTIONS	56,000.00
NET DEBT

Average Assessed Valuations	
Real Property 1954-1955-1956..	\$1,123,395.00
Per Cent of Net Debt

CURRENT FINANCES DECEMBER 31, 1956	
Cash	\$118,042.14
Taxes receivable	9,900.66
Tax title liens	910.88
Foreclosed property	6,400.00
Other receivables	3,353.52
State road aid receivable
Emergencies and deferred charges ..	1,675.18
TOTAL ASSETS	\$140,282.38
Cash liabilities	\$56,038.88
Reserves for receivables	20,565.06
Surplus revenue	63,678.44
TOTAL LIABILITIES AND SURPLUS	\$140,282.38

MOORESTOWN TOWNSHIP—BURLINGTON COUNTY

Population Census, 1950—9,123

Land Area 14.88 sq. mi.

Net Valuation Taxable \$10,115,291

EXPENDITURES AND REQUIRED PAYMENTS FOR 1956	
General Government	
Administrative and executive	\$61,650.00
Assessment and collection of taxes	25,700.00
Finance Department	7,350.00
Protection to Persons & Property	
Fire	500.00
Police	99,155.00
Other
Streets and Roads	
Repairs and maintenance	71,000.00
Street lighting	22,000.00
Sanitation	
Street cleaning
Garbage and ash removal	20,425.00
Sewers
Health and Charities	
Health service	6,450.00
Welfare—public assistance	4,400.00
Hospitals (aid and maintenance)
Other
Recreation	
Beaches and boardwalks
Parks and playgrounds	15,500.00
Other	16,000.00
Educational	
(Exclusive of school districts) ..	12,000.00
Unclassified Purposes	
(Including contingent)	7,550.00
SUB-TOTAL—Municipal functions..	\$369,680.00

Per Capita—Municipal functions	\$40.52
Capital Imp'ts and capital imp't fund	\$27,250.00
Debt Service	
Principal payments ..	\$18,000.00
Interest payments ..	3,800.00
Total	21,800.00
Per Capita Debt Service	\$2.39
Deferred Charges and Statutory Expenditures	
Emergencies	\$9,000.00
Other deferred chgs.	17,394.01
Total	26,394.01
TOTAL—Municipal expenditures ...	\$445,124.01

Required Payments for Local School, County, and Special District Taxes	756,195.63
TOTAL EXPENDITURES AND REQUIRED PAYMENTS	\$1,201,319.64
Reserve for uncollected taxes	\$95,420.51
GRAND TOTAL—Budget	\$1,296,740.15

RECEIPTS AND REVENUES REALIZED IN 1956 TO MEET EXPENDITURES AND REQUIRED PAYMENTS	
Surplus revenue appropriated ..	\$92,753.00
Miscellaneous revenues realized.	143,882.45
State aid revenues realized	7,801.00
Delinquent taxes including	
liens—1956 collections	64,186.71
Current taxes—1956 collections..	960,374.36
Emergency borrowings
TOTAL RECEIPTS AND REVENUES REALIZED	\$1,268,997.52

CAPITAL OUTLAY—1956	
Beaches and boardwalks
Buildings and equipment	\$31,111.22
Parks and playgrounds
Sewers	83,056.79
Streets, roads and bridges	25,086.49
Water supply	16,892.42
Other	58,066.19

Tax rate	\$9.54
Local school tax rate	4.89
County tax rate	2.25
Local purpose tax rate	2.40

TAXES	
Local school tax ...	\$494,523.55
County taxes	227,432.08
Special district taxes	34,240.00
Local purpose levy	\$756,195.63
Total tax levy (tax duplicate) ..	\$999,016.67
Per Capita Total Tax Levy	
	\$109.51
Current	
1956 taxes levied (total)	\$1,022,730.19
Collected in 1956	960,374.36
Per cent of levy collected in 1956 ...	93.90
Transferred to liens	2,308.52
Cancelled, abated or adjusted	4,260.29
Outstanding December 31, 1956 ..	\$55,787.02

All Prior Years Outstanding	
Balance January 1, 1956	\$69,254.67
Collected in 1956	63,734.83
Balance December 31, 1956	\$4,911.59

Tax Title Liens Outstanding	
Balance January 1, 1956	\$8,385.52
Redeemed by cash	451.88
Balance December 31, 1956	\$6,658.03

Property Acquired by Deed or Foreclosure	
Balance January 1, 1956	\$18,445.00
Sale for cash
Balance December 31, 1956	\$21,545.00

CAPITAL DEBT, DECEMBER 31, 1956	
Gross Debt	
School debt	\$703,000.00
Self-liquidating debt.	432,400.00
Other capital debt ..	334,777.00
TOTAL GROSS DEBT	\$1,470,177.00

Per Capita Gross Debt	\$161.15
------------------------------------	-----------------

Deductions for	
School debt	\$703,000.00
Self-liquidating debt.	432,400.00
Other capital debt ..	15,988.00
TOTAL DEDUCTIONS	1,151,388.00

NET DEBT	\$318,789.00
-----------------------	---------------------

Average Assessed Valuations	
Real Property 1954-1955-1956..	\$8,877,743.00
Per Cent of Net Debt	3.59

CURRENT FINANCES DECEMBER 31, 1956	
Cash	\$412,420.20
Taxes receivable	60,698.61
Tax title liens	6,658.03
Foreclosed property	21,545.00
Other receivables
State road aid receivable	9,671.71
Emergencies and deferred charges ..	3,635.64
TOTAL ASSETS	\$514,629.19

Cash liabilities	\$266,514.10
Reserves for receivables	88,901.64
Surplus revenue	159,213.45

TOTAL LIABILITIES AND SURPLUS	\$514,629.19
--	---------------------

MORRIS TOWNSHIP—MORRIS COUNTY

Population Census, 1950—7,432

Land Area 15.8 sq. mi.

Net Valuation Taxable \$13,159,198

EXPENDITURES AND REQUIRED PAYMENTS FOR 1956

General Government	
Administrative and executive	\$38,025.00
Assessment and collection of taxes	20,140.00
Finance Department	2,600.00
Protection to Persons & Property	
Fire	61,801.00
Police	69,290.00
Other
Streets and Roads	
Repairs and maintenance	84,570.55
Street lighting	19,750.00
Sanitation	
Street cleaning
Garbage and ash removal	31,112.00
Sewers
Health and Charities	
Health service	20,640.00
Welfare—public assistance	4,000.00
Hospitals (aid and maintenance)
Other	350.00
Recreation	
Beaches and boardwalks
Parks and playgrounds	7,350.00
Other
Educational	
(Exclusive of school districts)	4,750.00
Unclassified Purposes	
(Including contingent)	7,500.00
SUB-TOTAL—Municipal functions..	\$371,878.55

Per Capita—Municipal functions	\$50.04
Capital imp'ts and capital imp't fund	\$50,000.00
Debt Service	
Principal payments
Interest payments
Total
Per Capita Debt Service	
Deferred Charges and Statutory Expenditures	
Emergencies
Other deferred chgs. \$17,801.57
Total	17,801.57
TOTAL—Municipal expenditures	\$439,680.12

Required Payments for Local School, County, and Special District Taxes	1,008,865.22
---	---------------------

TOTAL EXPENDITURES AND REQUIRED PAYMENTS	\$1,448,545.34
---	-----------------------

Reserve for uncollected taxes	\$157,898.81
---	--------------

GRAND TOTAL—Budget	\$1,606,444.15
-------------------------------------	-----------------------

RECEIPTS AND REVENUES REALIZED IN 1956 TO MEET EXPENDITURES AND REQUIRED PAYMENTS

Surplus revenue appropriated	\$132,000.00
Miscellaneous revenues realized	142,702.32
State aid revenues realized	9,194.00
Delinquent taxes including	
liens—1956 collections	60,324.19
Current taxes—1956 collections..	1,261,276.63
Emergency borrowings

TOTAL RECEIPTS AND REVENUES REALIZED	\$1,605,497.14
---	-----------------------

CAPITAL OUTLAY—1956

Beaches and boardwalks
Buildings and equipment	\$56,815.00
Parks and playgrounds
Sewers
Streets, roads and bridges	7,522.03
Water supply
Other	10,000.00

Tax rate	\$9.95
Local school tax rate	6.14
County tax rate	1.52
Local purpose tax rate	2.29

TAXES

Local school tax	\$808,209.77	
County taxes	200,655.45	
Special district taxes	
Local purpose levy	\$1,008,865.22
Total tax levy (tax duplicate)	<u>299,252.83</u>
		<u>\$1,308,118.05</u>

Per Capita Total Tax Levy	\$176.01
--	-----------------

Current

1956 taxes levied (total)	\$1,321,833.37
Collected in 1956	1,261,276.63
Per cent of levy collected in 1956	95.41
Transferred to liens	4,089.99
Cancelled, abated or adjusted	6,838.98
Outstanding December 31, 1956 ..	<u>\$49,627.77</u>

All Prior Years Outstanding

Balance January 1, 1956	\$54,248.64
Collected in 1956	43,809.90
Balance December 31, 1956	<u>\$10,347.45</u>

Tax Title Liens Outstanding

Balance January 1, 1956	\$36,382.99
Redeemed by cash	16,514.29
Balance December 31, 1956	<u>\$18,487.59</u>

Property Acquired by Deed or Foreclosure

Balance January 1, 1956	\$22,000.00
Sale for cash	7,125.00
Balance December 31, 1956	<u>\$22,855.00</u>

CAPITAL DEBT, DECEMBER 31, 1956

Gross Debt	
School debt	\$1,583,000.00
Self-liquidating debt.
Other capital debt
TOTAL GROSS DEBT	\$1,583,000.00
Per Capita Gross Debt	\$213.00

Deductions for

School debt	\$691,114.00
Self-liquidating debt.
Other capital debt
TOTAL DEDUCTIONS	691,114.00
NET DEBT	\$891,886.00

Average Assessed Valuations

Real Property 1954-1955-1956..	\$11,518,568.00
Per Cent of Net Debt	7.74

CURRENT FINANCES DECEMBER 31, 1956

Cash	\$335,875.42
Taxes receivable	59,975.22
Tax title liens	18,487.59
Foreclosed property	22,855.00
Other receivables
State road aid receivable
Emergencies and deferred charges
TOTAL ASSETS	\$437,193.23

Cash liabilities	\$73,462.71
Reserves for receivables	101,317.81
Surplus revenue	262,412.71

TOTAL LIABILITIES AND SURPLUS	\$437,193.23
--	---------------------

MORRIS PLAINS BOROUGH—MORRIS COUNTY

Population Census, 1950—2,707 Land Area 2.5 sq. mi. Net Valuation Taxable \$4,640,820

EXPENDITURES AND REQUIRED PAYMENTS FOR 1956	
General Government	
Administrative and executive	\$16,371.00
Assessment and collection of taxes	7,994.08
Finance Department	750.00
Protection to Persons & Property	
Fire	9,560.00
Police	27,700.00
Other
Streets and Roads	
Repairs and maintenance	34,028.77
Street lighting	5,446.00
Sanitation	
Street cleaning
Garbage and ash removal	11,000.00
Sewers
Health and Charities	
Health service	3,455.00
Welfare—public assistance
Hospitals (aid and maintenance)	200.00
Other
Recreation	
Beaches and boardwalks
Parks and playgrounds	1,200.00
Other
Educational (Exclusive of school districts) ..	
.....	3,000.00
Unclassified Purposes (Including contingent) ..	
.....	2,050.00
SUB-TOTAL—Municipal functions..	\$122,754.85

Per Capita—Municipal functions	\$45.35
Capital imp'ts and capital imp't fund	\$20,000.00
Debt Service	
Principal payments
Interest payments
Total
Per Capita Debt Service	
Deferred Charges and Statutory Expenditures	
Emergencies
Other deferred chgs.	\$4,285.07
Total	4,285.07

TOTAL—Municipal expenditures \$147,039.92

Required Payments for Local School, County, and Special District Taxes 318,081.94

TOTAL EXPENDITURES AND REQUIRED PAYMENTS \$465,121.86

Reserve for uncollected taxes \$34,572.82

GRAND TOTAL—Budget \$499,694.68

RECEIPTS AND REVENUES REALIZED IN 1956 TO MEET EXPENDITURES AND REQUIRED PAYMENTS

Surplus revenue appropriated ..	\$50,000.00
Miscellaneous revenues realized.	52,294.43
State aid revenues realized	3,092.00
Delinquent taxes including	
liens—1956 collections	5,692.69
Current taxes—1956 collections..	396,728.41
Emergency borrowings
TOTAL RECEIPTS AND REVENUES REALIZED	\$507,807.53

CAPITAL OUTLAY—1956

Beaches and boardwalks
Buildings and equipment
Parks and playgrounds
Sewers
Streets, roads and bridges	\$24,741.94
Water supply
Other

Tax rate	\$8.51
Local school tax rate	5.41
County tax rate	1.45
Local purpose tax rate	1.65

TAXES

Local school tax	\$250,880.91	
County taxes	67,201.03	
Special district taxes	
Local purpose levy	\$318,081.94
Total tax levy (tax duplicate)	\$395,122.76

Per Capita Total Tax Levy \$145.96

Current	
1956 taxes levied (total)	\$407,686.58
Collected in 1956	396,728.41
Per cent of levy collected in 1956	97.31
Transferred to liens	465.26
Cancelled, abated or adjusted	1,038.22
Outstanding December 31, 1956 ..	\$9,454.69

All Prior Years Outstanding	
Balance January 1, 1956	\$7,855.68
Collected in 1956	5,427.74
Balance December 31, 1956	\$2,377.34

Tax Title Liens Outstanding	
Balance January 1, 1956	\$7,688.88
Redeemed by cash	264.95
Balance December 31, 1956	\$7,896.95

Property Acquired by Deed or Foreclosure	
Balance January 1, 1956	\$4,390.00
Sale for cash	4,500.00
Balance December 31, 1956	\$3,290.00

CAPITAL DEBT, DECEMBER 31, 1956

Gross Debt	
School debt	\$298,449.00
Self-liquidating debt.
Other capital debt	18,118.00
TOTAL GROSS DEBT	\$316,567.00
Per Capita Gross Debt	\$116.94

Deductions for	
School debt	\$239,175.00
Self-liquidating debt.
Other capital debt
TOTAL DEDUCTIONS	239,175.00

NET DEBT \$77,392.00

Average Assessed Valuations	
Real Property 1954-1955-1956..	\$3,986,255.00
Per Cent of Net Debt	1.94

CURRENT FINANCES DECEMBER 31, 1956

Cash	\$152,688.55
Taxes receivable	11,832.03
Tax title liens	7,896.95
Foreclosed property	3,290.00
Other receivables	1,177.50
State road aid receivable
Emergencies and deferred charges ..	3,777.15
TOTAL ASSETS	\$180,662.18

Cash liabilities	\$26,759.36
Reserves for receivables	24,196.48
Surplus revenue	129,706.34
TOTAL LIABILITIES AND SURPLUS	\$180,662.18

MORRISTOWN TOWN—MORRIS COUNTY

Population Census, 1950—17,124 Land Area 2.0 sq. mi. Net Valuation Taxable \$26,077,655

EXPENDITURES AND REQUIRED PAYMENTS FOR 1956	
General Government	
Administrative and executive	\$118,117.40
Assessment and collection of taxes	17,627.50
Finance Department	11,155.00
Protection to Persons & Property	
Fire	124,327.50
Police	237,752.50
Other
Streets and Roads	
Repairs and maintenance	133,171.00
Street lighting	40,315.00
Sanitation	
Street cleaning
Garbage and ash removal	27,800.00
Sewers	49,509.00
Health and Charities	
Health service	34,690.00
Welfare—public assistance	10,645.00
Hospitals (aid and maintenance)
Other	4,580.00
Recreation	
Beaches and boardwalks
Parks and playgrounds	59,313.00
Other
Educational (Exclusive of school districts) ..	
	14,500.00
Unclassified Purposes (Including contingent)	
	34,846.00
SUB-TOTAL—Municipal functions..	\$918,348.90
Per Capita—Municipal functions	\$53.63
Capital imp'ts and capital imp't fund	\$16,259.00
Debt Service	
Principal payments	\$123,678.56
Interest payments	29,900.75
Total	153,579.31
Per Capita Debt Service	
	\$8.97
Deferred Charges and Statutory Expenditures	
Emergencies	\$1,300.00
Other deferred chgs.	59,162.67
Total	60,462.67
TOTAL—Municipal expenditures	\$1,148,649.88
Required Payments for Local School, County, and Special District Taxes	
	1,284,815.90
TOTAL EXPENDITURES AND REQUIRED PAYMENTS	\$2,433,465.78
Reserve for uncollected taxes	\$207,414.33
GRAND TOTAL—Budget	\$2,640,880.11
RECEIPTS AND REVENUES REALIZED IN 1956 TO MEET EXPENDITURES AND REQUIRED PAYMENTS	
Surplus revenue appropriated	\$200,000.00
Miscellaneous revenues realized.	378,989.25
State aid revenues realized	13,354.93
Delinquent taxes including	
liens—1956 collections	74,050.73
Current taxes—1956 collections.. . . .	1,891,097.62
Emergency borrowings
TOTAL RECEIPTS AND REVENUES REALIZED	\$2,557,492.53
CAPITAL OUTLAY—1956	
Beaches and boardwalks
Buildings and equipment	\$8,913.74
Parks and playgrounds	22,825.00
Sewers	12,076.32
Streets, roads and bridges	29,261.61
Water supply	330,454.68
Other	3,370.10

Tax rate	\$7.48
Local school tax rate	4.09
County tax rate	0.83
Local purpose tax rate	2.56
TAXES	
Local school tax ...	\$1,067,664.81
County taxes	217,151.09
Special district taxes
Local purpose levy	\$1,284,815.90
	678,349.21
Total tax levy (tax duplicate) ..	\$1,963,165.11
Per Capita Total Tax Levy	
	\$114.64
Current	
1956 taxes levied (total)	\$1,979,212.81
Collected in 1956	1,891,097.62
Per cent of levy collected in 1956	95.54
Transferred to liens	516.12
Cancelled, abated or adjusted	11,537.02
Outstanding December 31, 1956	\$76,062.05
All Prior Years Outstanding	
Balance January 1, 1956	\$104,808.47
Collected in 1956	73,570.57
Balance December 31, 1956	\$31,253.61
Tax Title Liens Outstanding	
Balance January 1, 1956	\$12,952.49
Redeemed by cash	480.16
Balance December 31, 1956	\$12,988.45
Property Acquired by Deed or Foreclosure	
Balance January 1, 1956	\$16,100.00
Sale for cash
Balance December 31, 1956	\$16,100.00
CAPITAL DEBT, DECEMBER 31, 1956	
Gross Debt	
School debt	\$2,215,000.00
Self-liquidating debt.	1,771,500.00
Other capital debt	1,193,055.00
TOTAL GROSS DEBT	\$5,179,555.00
Per Capita Gross Debt	\$302.47
Deductions for	
School debt	\$1,790,940.00
Self-liquidating debt.	1,771,500.00
Other capital debt
TOTAL DEDUCTIONS	3,562,440.00
NET DEBT	\$1,617,115.00
Average Assessed Valuations	
Real Property 1954-1955-1956.. . . .	\$22,386,744.00
Per Cent of Net Debt	7.22
CURRENT FINANCES DECEMBER 31, 1956	
Cash	\$400,664.46
Taxes receivable	107,315.66
Tax title liens	12,988.45
Foreclosed property	16,100.00
Other receivables	525.39
State road aid receivable
Emergencies and deferred charges	23,759.00
TOTAL ASSETS	\$561,352.96
Cash liabilities	\$192,277.68
Reserves for receivables	136,929.50
Surplus revenue	232,145.78
TOTAL LIABILITIES AND SURPLUS	\$561,352.96

MOUNTAIN LAKES BOROUGH—MORRIS COUNTY

Population Census, 1950—2,806 Land Area 3.0 sq. mi. Net Valuation Taxable \$5,207,880

EXPENDITURES AND RE-REQUIRED PAYMENTS FOR 1956	
General Government	
Administrative and executive	\$30,950.00
Assessment and collection of taxes	7,200.00
Finance Department
Protection to Persons & Property	
Fire	22,300.00
Police	36,600.00
Other
Streets and Roads	
Repairs and maintenance	32,100.00
Street lighting	8,000.00
Sanitation	
Street cleaning
Garbage and ash removal
Sewers
Health and Charities	
Health service	4,250.00
Welfare—public assistance	100.00
Hospitals (aid and maintenance)
Other	500.00
Recreation	
Beaches and boardwalks
Parks and playgrounds	18,300.00
Other
Educational	
(Exclusive of school districts) ..	6,500.00
Unclassified Purposes	
(Including contingent)	1,000.00
SUB-TOTAL—Municipal functions..	\$167,800.00

Per Capita—Municipal functions	\$59.80
Capital imp'ts and capital imp't fund	\$46,222.49
Debt Service	
Principal payments
Interest payments ..	\$500.00
Total	500.00
Per Capita Debt Service	\$0.18
Deferred Charges and Statutory Expenditures	
Emergencies	\$6,615.00
Other deferred chgs.	11,201.73
Total	17,816.73
TOTAL—Municipal expenditures ...	\$232,339.22

Required Payments for Local School, County, and Special District Taxes	393,546.31
TOTAL EXPENDITURES AND REQUIRED PAYMENTS	\$625,885.53
Reserve for uncollected taxes	\$44,494.54
GRAND TOTAL—Budget	\$670,380.07

RECEIPTS AND REVENUES REALIZED IN 1956 TO MEET EXPENDITURES AND RE-REQUIRED PAYMENTS	
Surplus revenue appropriated ..	\$66,615.00
Miscellaneous revenues realized.	57,187.81
State aid revenues realized	4,029.00
Delinquent taxes including	
Hens—1956 collections	12,048.73
Current taxes—1956 collections..	543,602.03
Emergency borrowings
TOTAL RECEIPTS AND REVENUES REALIZED	\$683,482.63

CAPITAL OUTLAY—1956	
Beaches and boardwalks
Buildings and equipment	\$1,100.00
Parks and playgrounds	4,998.05
Sewers
Streets, roads and bridges	184.00
Water supply
Other

Tax rate	\$10.50
Local school tax rate	6.32
County tax rate	1.24
Local purpose tax rate	2.94

TAXES	
Local school tax ...	\$329,124.97
County taxes	64,421.34
Special district taxes
Local purpose levy	\$393,546.31
.....	152,767.27
Total tax levy (tax duplicate) ..	\$546,313.58

Per Capita Total Tax Levy	\$194.69
Current	
1956 taxes levied (total)	\$559,075.04
Collected in 1956	543,602.09
Per cent of levy collected in 1956 ...	97.23
Transferred to liens	654.10
Cancelled, abated or adjusted	1,742.61
Outstanding December 31, 1956 ..	\$13,076.24

All Prior Years Outstanding	
Balance January 1, 1956	\$10,749.51
Collected in 1956	10,611.20
Balance December 31, 1956

Tax Title Liens Outstanding	
Balance January 1, 1956	\$3,800.35
Redeemed by cash
Balance December 31, 1956	\$1,203.12

Property Acquired by Deed or Foreclosure	
Balance January 1, 1956	\$171,162.97
Sale for cash	11,512.51
Balance December 31, 1956	\$180,659.21

CAPITAL DEBT, DECEMBER 31, 1956	
Gross Debt	
School debt	\$2,012,000.00
Self-liquidating debt.	25,000.00
Other capital debt ..	120,400.00
TOTAL GROSS DEBT	\$2,157,400.00
Per Capita Gross Debt	\$768.85

Deductions for	
School debt	\$378,709.00
Self-liquidating debt.	25,000.00
Other capital debt
TOTAL DEDUCTIONS	403,709.00
NET DEBT	\$1,753,691.00

Average Assessed Valuations	
Real Property 1954-1955-1956..	\$4,733,860.00
Per Cent of Net Debt	37.04

CURRENT FINANCES DECEMBER 31, 1956	
Cash	\$150,092.17
Taxes receivable	13,076.24
Tax title liens	1,203.12
Foreclosed property	180,659.21
Other receivables	119.05
State road aid receivable	9,682.36
Emergencies and deferred charges ..	21,500.00
TOTAL ASSETS	\$376,332.15

Cash liabilities	\$52,871.54
Reserves for receivables	195,057.62
Surplus revenue	128,402.99
TOTAL LIABILITIES AND SURPLUS	\$376,332.15

MOUNTAINSIDE BOROUGH—UNION COUNTY

Population Census, 1950—2,046 Land Area 4.1 sq. mi. Net Valuation Taxable \$8,770,425

EXPENDITURES AND REQUIRED PAYMENTS FOR 1956

General Government	
Administrative and executive	\$21,175.00
Assessment and collection of taxes	6,500.00
Finance Department
Protection to Persons & Property	
Fire	22,300.00
Police	60,850.00
Other
Streets and Roads	
Repairs and maintenance	18,075.00
Street lighting	4,200.00
Sanitation	
Street cleaning
Garbage and ash removal
Sewers	2,150.00
Health and Charities	
Health service	2,400.00
Welfare—public assistance
Hospitals (aid and maintenance)
Other
Recreation	
Beaches and boardwalks
Parks and playgrounds
Other
Educational	
(Exclusive of school districts)	3,500.00
Unclassified Purposes	
(Including contingent)	1,000.00
SUB-TOTAL—Municipal functions..	\$142,150.00

Per Capita—Municipal functions	\$69.48
Capital imp'ts and capital imp't fund	\$5,000.00
Debt Service	
Principal payments	\$20,000.00
Interest payments	13,910.00
Total	33,910.00

Per Capita Debt Service	\$16.57
Deferred Charges and Statutory Expenditures	
Emergencies
Other deferred chgs.	\$6,573.20
Total	6,573.20

TOTAL—Municipal expenditures \$187,633.20

Required Payments for Local School, County, and Special District Taxes	546,955.23
---	-------------------

TOTAL EXPENDITURES AND REQUIRED PAYMENTS \$734,588.43

Reserve for uncollected taxes \$20,000.00

GRAND TOTAL—Budget \$754,588.43

RECEIPTS AND REVENUES REALIZED IN 1956 TO MEET EXPENDITURES AND REQUIRED PAYMENTS

Surplus revenue appropriated	\$49,000.00
Miscellaneous revenues realized	99,280.76
State aid revenues realized	7,336.84
Delinquent taxes including	
liens—1956 collections	15,450.84
Current taxes—1956 collections..	612,107.03
Emergency borrowings
TOTAL RECEIPTS AND REVENUES REALIZED	\$783,175.47

CAPITAL OUTLAY—1956

Beaches and boardwalks
Buildings and equipment
Parks and playgrounds
Sewers	\$193,833.39
Streets, roads and bridges	16,328.98
Water supply
Other

Tax rate	\$6.87
Local school tax rate	4.96
County tax rate	1.27
Local purpose tax rate	0.64

TAXES

Local school tax	\$435,331.96
County taxes	111,623.27
Special district taxes
Local purpose levy	54,983.20
Total tax levy (tax duplicate)	\$601,938.43

Per Capita Total Tax Levy \$294.20

Current

1956 taxes levied (total)	\$631,084.23
Collected in 1956	612,107.03
Per cent of levy collected in 1956	96.99
Transferred to liens
Cancelled, abated or adjusted
Outstanding December 31, 1956	\$18,977.20

All Prior Years Outstanding

Balance January 1, 1956	\$17,640.07
Collected in 1956	15,450.84
Balance December 31, 1956	\$2,189.23

Tax Title Liens Outstanding

Balance January 1, 1956
Redeemed by cash
Balance December 31, 1956

Property Acquired by Deed or Foreclosure

Balance January 1, 1956	\$4,175.00
Sale for cash	1,000.00
Balance December 31, 1956	\$3,175.00

CAPITAL DEBT, DECEMBER 31, 1956

Gross Debt	
School debt	\$1,420,530.00
Self-liquidating debt
Other capital debt	790,000.00
TOTAL GROSS DEBT	\$2,210,530.00

Per Capita Gross Debt \$1,080.42

Deductions for

School debt	\$836,829.00
Self-liquidating debt
Other capital debt	92,516.00
TOTAL DEDUCTIONS	929,345.00

NET DEBT \$1,281,185.00

Average Assessed Valuations

Real Property 1954-1955-1956	\$7,088,308.00
Per Cent of Net Debt	18.07

CURRENT FINANCES DECEMBER 31, 1956

Cash	\$58,595.51
Taxes receivable	21,166.43
Tax title liens
Foreclosed property	3,175.00
Other receivables	3,828.22
State road aid receivable	8,043.30
Emergencies and deferred charges	1,582.99
TOTAL ASSETS	\$96,391.45

Cash liabilities	\$12,692.46
Reserves for receivables	28,169.65
Surplus revenue	55,529.34

TOTAL LIABILITIES AND SURPLUS \$96,391.45

MOUNT ARLINGTON BOROUGH—MORRIS COUNTY

Population Census, 1950—639

Land Area 2.7 sq. mi.

Net Valuation Taxable \$1,660,296

EXPENDITURES AND REQUIRED PAYMENTS FOR 1956

General Government	
Administrative and executive	\$14,909.40
Assessment and collection of taxes	2,750.00
Finance Department	220.00
Protection to Persons & Property	
Fire	2,850.00
Police	7,027.70
Other
Streets and Roads	
Repairs and maintenance	15,619.39
Street lighting	3,450.00
Sanitation	
Street cleaning
Garbage and ash removal	4,832.40
Sewers
Health and Charities	
Health service	1,350.00
Welfare—public assistance	300.00
Hospitals (aid and maintenance)	700.00
Other
Recreation	
Beaches and boardwalks
Parks and playgrounds	2,100.00
Other
Educational	
(Exclusive of school districts) ..	360.00
Unclassified Purposes	
(Including contingent)	100.00
SUB-TOTAL—Municipal functions..	\$56,568.89

Per Capita—Municipal functions	
Capital imp'ts and capital imp't fund	\$88.53
Debt Service	\$2,000.00
Principal payments
Interest payments
Total

Per Capita Debt Service	
Deferred Charges and Statutory Expenditures	
Emergencies	\$2,500.00
Other deferred chgs.	1,000.00
Total	3,500.00
TOTAL—Municipal expenditures ...	\$62,068.89

Required Payments for Local School, County, and Special District Taxes	
	87,216.92

TOTAL EXPENDITURES AND REQUIRED PAYMENTS	\$149,285.81
---	---------------------

Reserve for uncollected taxes	\$16,983.43
GRAND TOTAL—Budget	\$166,269.24

RECEIPTS AND REVENUES REALIZED IN 1956 TO MEET EXPENDITURES AND REQUIRED PAYMENTS

Surplus revenue appropriated ..	\$18,500.00
Miscellaneous revenues realized ..	19,034.06
State aid revenues realized	1,718.00
Delinquent taxes including liens—1956 collections	11,495.28
Current taxes—1956 collections..	116,436.38
Emergency borrowings
TOTAL RECEIPTS AND REVENUES REALIZED	\$167,183.72

CAPITAL OUTLAY—1956

Beaches and boardwalks
Buildings and equipment
Parks and playgrounds
Sewers
Streets, roads and bridges	\$5,000.00
Water supply
Other

Tax rate	\$7.74
Local school tax rate	3.90
County tax rate	1.35
Local purpose tax rate	2.49

TAXES

Local school tax ...	\$64,804.96	
County taxes	22,411.96	
Special district taxes	
Local purpose levy	\$87,216.92
		41,234.32
Total tax levy (tax duplicate)	\$128,451.24
Per Capita Total Tax Levy	\$201.02	

Current	
1956 taxes levied (total)	\$128,981.78
Collected in 1956	116,436.38
Per cent of levy collected in 1956 ...	90.27
Transferred to liens	557.80
Cancelled, abated or adjusted	1,263.91
Outstanding December 31, 1956 ..	\$10,723.69

All Prior Years Outstanding	
Balance January 1, 1956	\$8,324.27
Collected in 1956	7,928.67
Balance December 31, 1956	\$361.16

Tax Title Liens Outstanding	
Balance January 1, 1956	\$7,452.60
Redeemed by cash	3,566.61
Balance December 31, 1956	\$2,970.72

Property Acquired by Deed or Foreclosure	
Balance January 1, 1956	\$13,750.00
Sale for cash	2,400.00
Balance December 31, 1956	\$14,230.00

CAPITAL DEBT, DECEMBER 31, 1956

Gross Debt	
School debt	\$95,000.00
Self-liquidating debt.
Other capital debt ..	3,100.00

TOTAL GROSS DEBT	\$98,100.00
Per Capita Gross Debt	\$153.52

Deductions for	
School debt	\$76,689.00
Self-liquidating debt.
Other capital debt

TOTAL DEDUCTIONS	76,689.00
NET DEBT	\$21,411.00

Average Assessed Valuations	
Real Property 1954-1955-1956..	\$1,278,153.00
Per Cent of Net Debt	1.67

CURRENT FINANCES DECEMBER 31, 1956

Cash	\$36,658.08
Taxes receivable	11,084.85
Tax title liens	2,970.72
Foreclosed property	14,230.00
Other receivables	4,982.12
State road aid receivable
Emergencies and deferred charges ..	10.06

TOTAL ASSETS	\$69,935.83
---------------------------	--------------------

Cash liabilities	\$9,008.54
Reserves for receivables	33,267.69
Surplus revenue	27,659.60

TOTAL LIABILITIES AND SURPLUS	\$69,935.83
--	--------------------

MOUNT EPHRAIM BOROUGH—CAMDEN COUNTY

Population Census, 1950—4,449 Land Area 0.97 sq. mi. Net Valuation Taxable \$3,146,676

EXPENDITURES AND REQUIRED PAYMENTS FOR 1956	
General Government	
Administrative and executive	\$23,932.08
Assessment and collection of taxes	9,270.00
Finance Department	1,850.00
Protection to Persons & Property	
Fire	3,658.38
Police	38,675.00
Other
Streets and Roads	
Repairs and maintenance	21,578.00
Street lighting	6,800.00
Sanitation	
Street cleaning
Garbage and ash removal	13,700.00
Sewers	13,287.54
Health and Charities	
Health service	800.00
Welfare—public assistance	1,025.00
Hospitals (aid and maintenance)
Other
Recreation	
Beaches and boardwalks
Parks and playgrounds
Other
Educational	
(Exclusive of school districts) ..	600.00
Unclassified Purposes	
(Including contingent)	100.00
SUB-TOTAL—Municipal functions..	\$135,276.00
Per Capita—Municipal functions ...	
Capital imp'ts and capital imp't fund	\$720.00
Debt Service	
Principal payments ..	\$17,000.00
Interest payments ..	10,780.00
Total	27,780.00
Per Capita Debt Service	
Deferred Charges and Statutory Expenditures	\$6.24
Emergencies
Other deferred chgs. ..	\$67,453.82
Total	67,453.82
TOTAL—Municipal expenditures ...	\$231,229.82
Required Payments for Local School, County, and Special District Taxes	
	144,946.56
TOTAL EXPENDITURES AND REQUIRED PAYMENTS	\$376,176.38
Reserve for uncollected taxes	\$19,820.18
GRAND TOTAL—Budget	\$395,996.56
RECEIPTS AND REVENUES REALIZED IN 1956 TO MEET EXPENDITURES AND REQUIRED PAYMENTS	
Surplus revenue appropriated ..	\$25,000.00
Miscellaneous revenues realized ..	68,002.06
State aid revenues realized	4,075.84
Delinquent taxes including liens—1956 collections	
	10,340.35
Current taxes—1956 collections..	299,871.80
Emergency borrowings
TOTAL RECEIPTS AND REVENUES REALIZED	\$407,290.05
CAPITAL OUTLAY—1956	
Beaches and boardwalks
Buildings and equipment
Parks and playgrounds
Sewers	\$4,669.18
Streets, roads and bridges
Water supply
Other

Tax rate	\$9.60
Local school tax rate	2.11
County tax rate	2.50
Local purpose tax rate	4.99
TAXES	
Local school tax ...	\$66,351.92
County taxes	78,594.64
Special district taxes
Local purpose levy	\$144,946.56
	156,750.00
Total tax levy (tax duplicate) ..	\$301,696.56
Per Capita Total Tax Levy	
	\$67.81
Current	
1956 taxes levied (total)	\$305,378.06
Collected in 1956	299,871.80
Per cent of levy collected in 1956 ..	98.19
Transferred to liens
Cancelled, abated or adjusted	93.60
Outstanding December 31, 1956 ..	\$5,412.66
All Prior Years Outstanding	
Balance January 1, 1956	\$10,635.40
Collected in 1956	10,340.35
Balance December 31, 1956
Tax Title Liens Outstanding	
Balance January 1, 1956
Redeemed by cash
Balance December 31, 1956
Property Acquired by Deed or Foreclosure	
Balance January 1, 1956	\$10,356.00
Sale for cash	50.00
Balance December 31, 1956	\$10,306.00
CAPITAL DEBT, DECEMBER 31, 1956	
Gross Debt	
School debt	\$170,000.00
Self-liquidating debt.
Other capital debt ..	295,990.00
TOTAL GROSS DEBT	\$465,990.00
Per Capita Gross Debt	\$104.74
Deductions for	
School debt	\$170,000.00
Self-liquidating debt.
Other capital debt
TOTAL DEDUCTIONS	170,000.00
NET DEBT	\$295,990.00
Average Assessed Valuations	
Real Property 1954-1955-1956..	\$3,267,804.00
Per Cent of Net Debt	9.05
CURRENT FINANCES DECEMBER 31, 1956	
Cash	\$68,311.86
Taxes receivable	5,412.66
Tax title liens
Foreclosed property	10,306.00
Other receivables'	26,517.59
State road aid receivable
Emergencies and deferred charges ..	5,304.00
TOTAL ASSETS	\$116,352.11
Cash liabilities	\$12,987.69
Reserves for receivables	42,236.25
Surplus revenue	61,128.17
TOTAL LIABILITIES AND SURPLUS	\$116,352.11

MOUNT HOLLY TOWNSHIP—BURLINGTON COUNTY

Population Census, 1950—8,206

Land Area 2.91 sq. mi.

Net Valuation Taxable \$7,172,184

EXPENDITURES AND REQUIRED PAYMENTS FOR 1956

General Government	
Administrative and executive	\$51,433.87
Assessment and collection of taxes	10,425.00
Finance Department	2,500.00
Protection to Persons & Property	
Fire	26,783.00
Police	81,890.00
Other
Streets and Roads	
Repairs and maintenance	61,681.11
Street lighting	18,784.00
Sanitation	
Street cleaning
Garbage and ash removal	19,400.00
Sewers
Health and Charities	
Health service	3,900.00
Welfare—public assistance	1,100.00
Hospitals (aid and maintenance)
Other	500.00
Recreation	
Beaches and boardwalks
Parks and playgrounds	18,525.00
Other
Educational	
(Exclusive of school districts) ..	1,750.00
Unclassified Purposes	
(Including contingent)	400.00
SUB-TOTAL—Municipal functions..	\$299,071.98

Per Capita—Municipal functions	\$36.45
Capital imp'ts and capital imp't fund	\$86,289.84
Debt Service	
Principal payments .	\$19,000.00
Interest payments ..	4,773.50
Total	23,773.50
Per Capita Debt Service	\$2.90
Deferred Charges and Statutory Expenditures	
Emergencies
Other deferred chgs.	\$11,075.40
Total	11,075.40
TOTAL—Municipal expenditures ...	\$420,210.72

Required Payments for Local School, County, and Special District Taxes	510,321.42
---	-------------------

TOTAL EXPENDITURES AND REQUIRED PAYMENTS	\$930,532.14
Reserve for uncollected taxes	\$105,514.32
GRAND TOTAL—Budget	\$1,036,046.46

RECEIPTS AND REVENUES REALIZED IN 1956 TO MEET EXPENDITURES AND REQUIRED PAYMENTS

Surplus revenue appropriated ..	\$105,000.00
Miscellaneous revenues realized.	148,017.55
State aid revenues realized	22,893.00
Delinquent taxes including
liens—1956 collections	90,654.53
Current taxes—1956 collections..	700,607.07
Emergency borrowings
TOTAL RECEIPTS AND REVENUES REALIZED	\$1,067,172.15

CAPITAL OUTLAY—1956

Beaches and boardwalks
Buildings and equipment
Parks and playgrounds
Sewers
Streets, roads and bridges
Water supply
Other	\$3,800.00

Tax rate	\$10.30
Local school tax rate	5.01
County tax rate	2.11
Local purpose tax rate	3.18

TAXES

Local school tax ...	\$359,005.35
County taxes	151,316.07
Special district taxes
Local purpose levy	\$510,321.42
.....	231,723.33
Total tax levy (tax duplicate) ..	\$742,044.75

Per Capita Total Tax Levy	\$90.43
--	----------------

Current	
1956 taxes levied (total)	\$775,792.70
Collected in 1956	700,607.07
Per cent of levy collected in 1956 ...	90.30
Transferred to liens	59.20
Cancelled, abated or adjusted	3,658.67
Outstanding December 31, 1956 ..	\$71,467.76

All Prior Years Outstanding	
Balance January 1, 1956	\$91,915.84
Collected in 1956	90,471.47
Balance December 31, 1956	\$470.10

Tax Title Liens Outstanding	
Balance January 1, 1956	\$864.83
Redeemed by cash	183.06
Balance December 31, 1956	\$740.97

Property Acquired by Deed or Foreclosure	
Balance January 1, 1956	\$1,375.00
Sale for cash	205.00
Balance December 31, 1956	\$1,170.00

CAPITAL DEBT, DECEMBER 31, 1956

Gross Debt	
School debt	\$1,752,454.00
Self-liquidating debt.
Other capital debt ..	180,000.00
TOTAL GROSS DEBT	\$1,932,454.00
Per Capita Gross Debt	\$235.49

Deductions for	
School debt	\$1,245,291.00
Self-liquidating debt.
Other capital debt
TOTAL DEDUCTIONS	1,245,291.00
NET DEBT	\$687,163.00

Average Assessed Valuations	
Real Property 1954-1955-1956..	\$5,280,622.00
Per Cent of Net Debt	13.01

CURRENT FINANCES DECEMBER 31, 1956

Cash	\$264,233.21
Taxes receivable	71,937.86
Tax title liens	740.97
Foreclosed property	1,170.00
Other receivables	193.90
State road aid receivable	14,000.00
Emergencies and deferred charges
TOTAL ASSETS	\$352,275.94

Cash liabilities	\$79,332.67
Reserves for receivables	74,042.73
Surplus revenue	198,900.54
TOTAL LIABILITIES AND SURPLUS	\$352,275.94

MOUNT LAUREL TOWNSHIP—BURLINGTON COUNTY

Population Census, 1950—2,817 Land Area 22.05 sq. mi. Net Valuation Taxable \$2,128,335

EXPENDITURES AND RE-REQUIRED PAYMENTS FOR 1956	
General Government	
Administrative and executive	\$13,756.63
Assessment and collection of taxes	6,525.00
Finance Department	490.00
Protection to Persons & Property	
Fire	2,000.00
Police	30,175.00
Other
Streets and Roads	
Repairs and maintenance	23,423.33
Street lighting	4,175.00
Sanitation	
Street cleaning
Garbage and ash removal
Sewers
Health and Charities	
Health service	575.00
Welfare—public assistance	985.00
Hospitals (aid and maintenance)
Other
Recreation	
Beaches and boardwalks
Parks and playgrounds
Other
Educational	
(Exclusive of school districts) ..	200.00
Unclassified Purposes	
(Including contingent)	11,200.00
SUB-TOTAL—Municipal functions..	\$93,504.96

Per Capita—Municipal functions	\$33.19
Capital imp'ts and capital imp't fund	\$7,000.00
Debt Service	
Principal payments
Interest payments
Total
Per Capita Debt Service	
Deferred Charges and Statutory Expenditures	
Emergencies	\$7,700.00
Other deferred chgs.	777.49
Total	8,477.49
TOTAL—Municipal expenditures ...	\$108,982.45

Required Payments for Local School, County, and Special District Taxes	210,095.67
TOTAL EXPENDITURES AND REQUIRED PAYMENTS	\$319,078.12
Reserve for uncollected taxes	\$47,520.00
GRAND TOTAL—Budget	\$366,598.12

RECEIPTS AND REVENUES REALIZED IN 1956 TO MEET EXPENDITURES AND REQUIRED PAYMENTS	
Surplus revenue appropriated ..	\$48,284.82
Miscellaneous revenues realized.	76,050.48
State aid revenues realized	8,031.00
Delinquent taxes including	
liens—1956 collections	41,810.10
Current taxes—1956 collections..	199,469.92
Emergency borrowings
TOTAL RECEIPTS AND REVENUES REALIZED	\$373,646.32

CAPITAL OUTLAY—1956	
Beaches and boardwalks
Buildings and equipment
Parks and playgrounds
Sewers
Streets, roads and bridges
Water supply
Other

Tax rate	\$9.90
Local school tax rate	7.11
County tax rate	2.79
Local purpose tax rate

TAXES	
Local school tax ...	\$151,221.66
County taxes	58,874.01
Special district taxes
Local purpose levy	\$210,095.67
Total tax levy (tax duplicate) ..	\$210,095.67

Per Capita Total Tax Levy	\$78.58
--	----------------

Current	
1956 taxes levied (total)	\$221,656.08
Collected in 1956	199,469.92
Per cent of levy collected in 1956 ...	89.99
Transferred to liens	595.10
Cancelled, abated or adjusted ...	2,647.70
Outstanding December 31, 1956 ..	\$18,343.36

All Prior Years Outstanding	
Balance January 1, 1956	\$44,792.19
Collected in 1956
Balance December 31, 1956	\$1,580.49

Tax Title Liens Outstanding	
Balance January 1, 1956	\$1,460.66
Redeemed by cash	1,331.44
Balance December 31, 1956	\$2,727.87

Property Acquired by Deed or Foreclosure	
Balance January 1, 1956	\$13,480.00
Sale for cash	2,560.00
Balance December 31, 1956	\$10,920.00

CAPITAL DEBT, DECEMBER 31, 1956	
Gross Debt	
School debt	\$688,014.00
Self-liquidating debt.	40,478.66
Other capital debt ..	8,500.00
TOTAL GROSS DEBT	\$696,514.00
Per Capita Gross Debt	\$247.25

Deductions for	
School debt	\$549,653.00
Self-liquidating debt.
Other capital debt
TOTAL DEDUCTIONS	549,653.00
NET DEBT	\$146,861.00

Average Assessed Valuations	
Real Property 1954-1955-1956..	\$1,693,821.00
Per Cent of Net Debt	8.67

CURRENT FINANCES DECEMBER 31, 1956	
Cash	\$108,836.21
Taxes receivable	20,523.85
Tax title liens ..	2,727.87
Foreclosed property	10,920.00
Other receivables
State road aid receivable	4,500.00
Emergencies and deferred charges ..	18,113.43
TOTAL ASSETS	\$165,621.36
Cash liabilities	\$32,633.68
Reserves for receivables	34,171.72
Surplus revenue	98,815.96
TOTAL LIABILITIES AND SURPLUS	\$165,621.36

MOUNT OLIVE TOWNSHIP—MORRIS COUNTY

Population Census, 1950—2,597 Land Area 31.6 sq. mi. Net Valuation Taxable \$3,242,750

EXPENDITURES AND REQUIRED PAYMENTS FOR 1956	
General Government	
Administrative and executive	\$32,197.19
Assessment and collection of taxes	9,000.00
Finance Department	1,031.74
Protection to Persons & Property	
Fire	4,700.00
Police	26,011.32
Other
Streets and Roads	
Repairs and maintenance	61,116.97
Street lighting	500.00
Sanitation	
Street cleaning
Garbage and ash removal
Sewers
Health and Charities	
Health service	4,125.00
Welfare—public assistance	2,100.00
Hospitals (aid and maintenance).	1,000.00
Other
Recreation	
Beaches and boardwalks
Parks and playgrounds
Other
Educational (Exclusive of school districts) ..	
.....
Unclassified Purposes (Including contingent)	
.....	3,225.00
SUB-TOTAL—Municipal functions..	\$145,007.22
Per Capita—Municipal functions	\$55.84
Capital imp'ts and capital imp't fund	\$8,000.00
Debt Service	
Principal payments
Interest payments
Total
Per Capita Debt Service	
.....
Deferred Charges and Statutory Expenditures	
Emergencies	\$1,000.00
Other deferred chgs.	12,507.20
Total	13,507.20
TOTAL—Municipal expenditures ...	\$166,514.42
Required Payments for Local School, County, and Special District Taxes	
.....	248,439.12
TOTAL EXPENDITURES AND REQUIRED PAYMENTS	\$414,953.54
Reserve for uncollected taxes	\$61,441.47
GRAND TOTAL—Budget	\$476,395.01
RECEIPTS AND REVENUES REALIZED IN 1956 TO MEET EXPENDITURES AND REQUIRED PAYMENTS	
Surplus revenue appropriated	\$16,683.20
Miscellaneous revenues realized.	39,243.58
State aid revenues realized	8,219.00
Delinquent taxes including liens—1956 collections	35,972.77
Current taxes—1956 collections..	349,177.74
Emergency borrowings
TOTAL RECEIPTS AND REVENUES REALIZED	\$449,296.29

CAPITAL OUTLAY—1956

Beaches and boardwalks
Buildings and equipment
Parks and playgrounds
Sewers
Streets, roads and bridges	\$19,513.00
Water supply
Other

Tax rate	\$11.50
Local school tax rate	5.44
County tax rate	1.67
Local purpose tax rate	4.48

TAXES

Local school tax	\$176,244.75	
County taxes	54,019.37	
Special district taxes	18,175.00	
Local purpose levy	145,303.69	\$248,439.12
Total tax levy (tax duplicate) ..	\$393,742.81	
Per Capita Total Tax Levy \$151.61		
Current		
1956 taxes levied (total)	\$395,080.51	
Collected in 1956	349,177.74	
Per cent of levy collected in 1956	88.38	
Transferred to liens	2,688.72	
Cancelled, abated or adjusted	708.33	
Outstanding December 31, 1956 ..	\$42,505.72	

All Prior Years Outstanding	
Balance January 1, 1956	\$69,180.49
Collected in 1956	35,900.16
Balance December 31, 1956	\$29,716.90

Tax Title Liens Outstanding	
Balance January 1, 1956	\$24,125.01
Redeemed by cash	72.61
Balance December 31, 1956	\$27,381.06

Property Acquired by Deed or Foreclosure	
Balance January 1, 1956	\$3,150.00
Sale for cash
Balance December 31, 1956	\$3,150.00

CAPITAL DEBT, DECEMBER 31, 1956

Gross Debt	
School debt	\$886,418.00
Self-liquidating debt.
Other capital debt ..	12,000.00
TOTAL GROSS DEBT	\$898,418.00
Per Capita Gross Debt	\$345.94

Deductions for	
School debt	\$701,306.00
Self-liquidating debt.
Other capital debt
TOTAL DEDUCTIONS	701,306.00
NET DEBT	\$197,112.00

Average Assessed Valuations	
Real Property 1954-1955-1956..	\$2,881,464.00
Per Cent of Net Debt	6.84

CURRENT FINANCES DECEMBER 31, 1956

Cash	\$93,834.66
Taxes receivable	72,222.62
Tax title liens	27,381.06
Foreclosed property	3,150.00
Other receivables	5,422.16
State road aid receivable	5,500.00
Emergencies and deferred charges
TOTAL ASSETS	\$207,510.50
Cash liabilities	\$40,449.29
Reserves for receivables	108,175.84
Surplus revenue	58,885.37
TOTAL LIABILITIES AND SURPLUS	\$207,510.50

MULLICA TOWNSHIP—ATLANTIC COUNTY

Population Census, 1950—1,804 Land Area 54.72 sq. mi. Net Valuation Taxable \$1,239,871

EXPENDITURES AND REQUIRED PAYMENTS FOR 1956	
General Government	
Administrative and executive	\$11,152.38
Assessment and collection of taxes ..	5,797.62
Finance Department	1,100.00
Protection to Persons & Property	
Fire	4,000.00
Police	6,100.00
Other
Streets and Roads	
Repairs and maintenance	18,264.44
Street lighting	2,000.00
Sanitation	
Street cleaning
Garbage and ash removal
Sewers
Health and Charities	
Health service	600.00
Welfare—public assistance	950.00
Hospitals (aid and maintenance) ..	100.00
Other
Recreation	
Beaches and boardwalks
Parks and playgrounds
Other
Educational (Exclusive of school districts) ..	
.....
Unclassified Purposes (Including contingent)	
.....	475.00
SUB-TOTAL—Municipal functions..	\$50,539.44

Per Capita—Municipal functions	\$28.02
Capital imp'ts and capital imp't fund	\$2,222.22
Debt Service	
Principal payments
Interest payments
Total
Per Capita Debt Service	
Deferred Charges and Statutory Expenditures
Emergencies
Other deferred chgs. \$600.00
Total	600.00
TOTAL—Municipal expenditures ...	\$53,361.66

Required Payments for Local School, County, and Special District Taxes	113,523.09
TOTAL EXPENDITURES AND REQUIRED PAYMENTS	\$166,884.75
Reserve for uncollected taxes	\$39,266.47
GRAND TOTAL—Budget	\$206,151.22

RECEIPTS AND REVENUES REALIZED IN 1956 TO MEET EXPENDITURES AND REQUIRED PAYMENTS	
Surplus revenue appropriated ..	\$20,000.00
Miscellaneous revenues realized ..	49,633.77
State aid revenues realized	7,188.00
Delinquent taxes including	
liens—1956 collections	33,091.35
Current taxes—1956 collections..	105,349.60
Emergency borrowings
TOTAL RECEIPTS AND REVENUES REALIZED	\$215,262.72

CAPITAL OUTLAY—1956	
Beaches and boardwalks
Buildings and equipment
Parks and playgrounds
Sewers
Streets, roads and bridges
Water supply
Other

Tax rate	\$10.00
Local school tax rate	6.68
County tax rate	2.47
Local purpose tax rate	1.75

TAXES	
Local school tax ...	\$2,839.60
County taxes	30,683.49
Special district taxes
Local purpose levy	\$113,523.09
.....	21,520.13
Total tax levy (tax duplicate) ..	\$135,043.22

Per Capita Total Tax Levy	\$74.86
Current	
1956 taxes levied (total)	\$135,877.07
Collected in 1956	105,349.60
Per cent of levy collected in 1956 ...	77.53
Transferred to liens
Cancelled, abated or adjusted
Outstanding December 31, 1956 ..	\$30,527.47

All Prior Years Outstanding	
Balance January 1, 1956	\$21,556.18
Collected in 1956	14,183.56
Balance December 31, 1956	\$7,372.62

Tax Title Liens Outstanding	
Balance January 1, 1956	\$104,565.83
Redeemed by cash	18,907.79
Balance December 31, 1956	\$85,658.04

Property Acquired by Deed or Foreclosure	
Balance January 1, 1956	\$625.00
Sale for cash	6,039.92
Balance December 31, 1956	\$625.00

CAPITAL DEBT, DECEMBER 31, 1956	
Gross Debt	
School debt	\$88,000.00
Self-liquidating debt.	14,183.56
Other capital debt ..	4,800.00
TOTAL GROSS DEBT	\$92,800.00
Per Capita Gross Debt	\$51.44

Deductions for	
School debt	\$66,889.00
Self-liquidating debt.
Other capital debt
TOTAL DEDUCTIONS	66,889.00
NET DEBT	\$25,911.00

Average Assessed Valuations	
Real Property 1954-1955-1956..	\$1,114,810.00
Per Cent of Net Debt	2.32

CURRENT FINANCES DECEMBER 31, 1956	
Cash	\$171,827.42
Taxes receivable	37,900.09
Tax title liens	85,658.04
Foreclosed property	625.00
Other receivables	190.47
State road aid receivable	2,704.39
Emergencies and deferred charges ..	4,800.00
TOTAL ASSETS	\$303,705.41

Cash liabilities	\$11,984.33
Reserves for receivables	124,373.60
Surplus revenue	167,347.48
TOTAL LIABILITIES AND SURPLUS	\$303,705.41

NATIONAL PARK BOROUGH—GLOUCESTER COUNTY

Population Census, 1950—2,419

Land Area 0.99 sq. mi.

Net Valuation Taxable \$1,056,508

EXPENDITURES AND REQUIRED PAYMENTS FOR 1956

General Government	
Administrative and executive	\$7,087.59
Assessment and collection of taxes	9,440.00
Finance Department
Protection to Persons & Property	
Fire	7,532.00
Police	5,339.38
Other
Streets and Roads	
Repairs and maintenance	10,226.10
Street lighting	4,475.00
Sanitation	
Street cleaning
Garbage and ash removal	2,400.00
Sewers
Health and Charities	
Health service	1,057.41
Welfare—public assistance	1,510.00
Hospitals (aid and maintenance)
Other
Recreation	
Beaches and boardwalks
Parks and playgrounds
Other
Educational	
(Exclusive of school districts)
Unclassified Purposes	
(Including contingent)	100.00
SUB-TOTAL—Municipal functions..	\$49,167.48

Per Capita—Municipal functions	\$20.33
Capital imp'ts and capital imp't fund
Debt Service	
Principal payments ..	\$22,215.75
Interest payments ..	5,160.00
Total	\$27,375.75
Per Capita Debt Service	
	\$11.32
Deferred Charges and Statutory Expenditures	
Emergencies	\$2,548.48
Other deferred chgs.	625.64
Total	3,174.12
TOTAL—Municipal expenditures ...	\$79,717.35

Required Payments for Local School, County, and Special District Taxes	62,410.56
---	------------------

TOTAL EXPENDITURES AND REQUIRED PAYMENTS	\$142,127.91
Reserve for uncollected taxes	\$26,971.63
GRAND TOTAL—Budget	\$169,099.54

RECEIPTS AND REVENUES REALIZED IN 1956 TO MEET EXPENDITURES AND REQUIRED PAYMENTS	
Surplus revenue appropriated ..	\$10,874.12
Miscellaneous revenues realized.	41,701.28
State aid revenues realized	2,301.00
Delinquent taxes including
liens—1956 collections	17,301.27
Current taxes—1956 collections..	85,052.52
Emergency borrowings
TOTAL RECEIPTS AND REVENUES REALIZED	\$157,230.19

CAPITAL OUTLAY—1956

Beaches and boardwalks
Buildings and equipment
Parks and playgrounds
Sewers
Streets, roads and bridges
Water supply	\$60,143.80
Other

Tax rate	\$9.54
Local school tax rate	4.44
County tax rate	1.47
Local purpose tax rate	3.63

TAXES

Local school tax ...	\$46,862.32
County taxes	15,548.24
Special district taxes
Local purpose levy	\$62,410.56
	38,267.98
Total tax levy (tax duplicate) ..	\$100,678.54
Per Capita Total Tax Levy	
	\$41.62

Current	
1956 taxes levied (total)	\$103,041.93
Collected in 1956	85,052.52
Per cent of levy collected in 1956 ...	82.54
Transferred to liens	3,122.31
Cancelled, abated or adjusted
Outstanding December 31, 1956 ..	\$14,867.10

All Prior Years Outstanding	
Balance January 1, 1956	\$17,526.50
Collected in 1956	15,669.53
Balance December 31, 1956	\$1,672.83

Tax Title Liens Outstanding	
Balance January 1, 1956	\$40,527.51
Redeemed by cash	1,631.74
Balance December 31, 1956	\$30,171.26

Property Acquired by Deed or Foreclosure	
Balance January 1, 1956	\$69,000.00
Sale for cash	8,545.00
Balance December 31, 1956	\$59,180.00

CAPITAL DEBT, DECEMBER 31, 1956

Gross Debt	
School debt	\$94,000.00
Self-liquidating debt.	121,000.00
Other capital debt ..	84,000.00
TOTAL GROSS DEBT	\$299,000.00
Per Capita Gross Debt	\$123.60

Deductions for	
School debt	\$63,198.00
Self-liquidating debt.	121,000.00
Other capital debt ..	278.00
TOTAL DEDUCTIONS	184,476.00
NET DEBT	\$114,524.00

Average Assessed Valuations	
Real Property 1954-1955-1956..	\$1,053,303.00
Per Cent of Net Debt	10.87

CURRENT FINANCES DECEMBER 31, 1956

Cash	\$23,813.01
Taxes receivable	16,539.93
Tax title liens	30,171.26
Foreclosed property	59,180.00
Other receivables
State road aid receivable	2,192.80
Emergencies and deferred charges ..	1,814.38
TOTAL ASSETS	\$133,711.38

Cash liabilities	\$13,005.38
Reserves for receivables	105,891.19
Surplus revenue	14,814.81

TOTAL LIABILITIES AND SURPLUS	\$133,711.38
--	---------------------

NEPTUNE TOWNSHIP—MONMOUTH COUNTY

Population Census, 1950—13,613

Land Area 8.0 sq. mi.

Net Valuation Taxable \$13,193,274

EXPENDITURES AND RE-REQUIRED PAYMENTS FOR 1956

General Government	
Administrative and executive	\$75,720.74
Assessment and collection of taxes	46,897.60
Finance Department
Protection to Persons & Property	
Fire
Police	156,900.00
Other
Streets and Roads	
Repairs and maintenance	103,900.00
Street lighting	13,791.11
Sanitation	
Street cleaning
Garbage and ash removal	101,490.55
Sewers
Health and Charities	
Health service	12,000.00
Welfare—public assistance	16,100.00
Hospitals (aid and maintenance)
Other
Recreation	
Beaches and boardwalks
Parks and playgrounds	4,000.00
Other
Educational	
(Exclusive of school districts) ..	600.00
Unclassified Purposes	
(Including contingent)	6,000.00
SUB-TOTAL—Municipal functions..	\$537,400.00

Per Capita—Municipal functions	
Capital imp'ts and capital imp't fund	\$23,000.00
Debt Service	
Principal payments ..	\$26,000.00
Interest payments ..	7,247.50
Total	33,247.50
Per Capita Debt Service	
	\$2.44
Deferred Charges and Statutory Expenditures	
Emergencies
Other deferred chgs. ..	\$43,555.00
Total	43,555.00
TOTAL—Municipal expenditures ..	\$637,202.50

Required Payments for Local School, County, and Special District Taxes	
	1,046,152.89
TOTAL EXPENDITURES AND REQUIRED PAYMENTS	\$1,683,355.39
Reserve for uncollected taxes	\$207,099.73
GRAND TOTAL—Budget	\$1,890,455.12

RECEIPTS AND REVENUES REALIZED IN 1956 TO MEET EXPENDITURES AND RE-REQUIRED PAYMENTS	
Surplus revenue appropriated ..	\$150,000.00
Miscellaneous revenues realized ..	331,393.16
State aid revenues realized	21,416.59
Delinquent taxes including
liens—1956 collections	146,647.71
Current taxes—1956 collections..	1,258,770.25
Emergency borrowings
TOTAL RECEIPTS AND REVENUES REALIZED	\$1,908,227.71

CAPITAL OUTLAY—1956

Beaches and boardwalks
Buildings and equipment	\$65,958.20
Parks and playgrounds
Sewers	3,014.56
Streets, roads and bridges
Water supply	4,914.77
Other

Tax rate	\$9.89
Local school tax rate	5.21
County tax rate	2.03
Local purpose tax rate	2.65

TAXES

Local school tax ...	\$686,871.87	
County taxes	268,220.22	
Special district taxes	91,060.80	
Local purpose levy		\$1,046,152.89
		349,481.23
Total tax levy (tax duplicate) ..		\$1,395,634.12

Per Capita Total Tax Levy	\$102.52
--	-----------------

Current

1956 taxes levied (total)	\$1,419,387.35
Collected in 1956	1,258,770.25
Per cent of levy collected in 1956 ...	88.68
Transferred to liens
Cancelled, abated or adjusted	38,552.10
Outstanding December 31, 1956 ..	\$122,065.00

All Prior Years Outstanding

Balance January 1, 1956	\$125,344.49
Collected in 1956	106,425.85
Balance December 31, 1956	\$10,740.18

Tax Title Liens Outstanding

Balance January 1, 1956	\$382,408.18
Redeemed by cash	40,221.86
Balance December 31, 1956	\$303,008.61

Property Acquired by Deed or Foreclosure

Balance January 1, 1956	\$150,743.53
Sale for cash	100,123.20
Balance December 31, 1956	\$132,393.84

CAPITAL DEBT, DECEMBER 31, 1956

Gross Debt	
School debt	\$610,000.00
Self-liquidating debt. ..	75,450.00
Other capital debt ..	274,625.00
TOTAL GROSS DEBT	\$960,075.00
Per Capita Gross Debt	\$70.53

Deductions for	
School debt	\$610,000.00
Self-liquidating debt. ..	75,450.00
Other capital debt
TOTAL DEDUCTIONS	685,450.00
NET DEBT	\$274,625.00

Average Assessed Valuations	
Real Property 1954-1955-1956..	\$12,042,608.00
Per Cent of Net Debt	2.28

CURRENT FINANCES DECEMBER 31, 1956

Cash	\$605,467.21
Taxes receivable	132,805.18
Tax title liens	303,008.61
Foreclosed property	132,393.84
Other receivables	73,059.79
State road aid receivable	10,000.00
Emergencies and deferred charges ..	10,751.36
TOTAL ASSETS	\$1,267,485.99

Cash liabilities	\$65,348.61
Reserves for receivables	641,267.42
Surplus revenue	560,869.96
TOTAL LIABILITIES AND SURPLUS	\$1,267,485.99

NEPTUNE CITY BOROUGH—MONMOUTH COUNTY

Population Census, 1950—3,073

Land Area 0.9 sq. mi.

Net Valuation Taxable \$2,218,714

EXPENDITURES AND REQUIRED PAYMENTS FOR 1956	
General Government	
Administrative and executive . . .	\$17,623.04
Assessment and collection of taxes	11,456.87
Finance Department	3,200.00
Protection to Persons & Property	
Fire	7,468.19
Police	34,915.20
Other
Streets and Roads	
Repairs and maintenance	24,855.99
Street lighting	5,811.08
Sanitation	
Street cleaning
Garbage and ash removal	12,800.00
Sewers
Health and Charities	
Health service	2,117.12
Welfare—public assistance	2,602.70
Hospitals (aid and maintenance)
Other
Recreation	
Beaches and boardwalks
Parks and playgrounds	1,100.00
Other
Educational	
(Exclusive of school districts)	225.00
Unclassified Purposes	
(Including contingent)	728.01
SUB-TOTAL—Municipal functions..	\$124,903.20
Per Capita—Municipal functions	
Capital imp'ts and capital imp't fund	\$40.65
Debt Service	\$8.75
Principal payments	\$23,000.00
Interest payments	3,882.50
Total	26,882.50
Per Capita Debt Service	
Deferred Charges and Statutory Expenditures	\$5,500.00
Emergencies	3,592.40
Other deferred chgs.
Total	9,092.40
TOTAL—Municipal expenditures . . .	\$168,878.10
Required Payments for Local School, County, and Special District Taxes	
	187,797.77
TOTAL EXPENDITURES AND REQUIRED PAYMENTS	\$356,675.87
Reserve for uncollected taxes	\$32,435.94
GRAND TOTAL—Budget	\$389,111.81
RECEIPTS AND REVENUES REALIZED IN 1956 TO MEET EXPENDITURES AND REQUIRED PAYMENTS	
Surplus revenue appropriated	\$65,000.00
Miscellaneous revenues realized	87,297.15
State aid revenues realized	8,247.00
Delinquent taxes including	
liens—1956 collections	22,432.43
Current taxes—1956 collections..	245,324.41
Emergency borrowings
TOTAL RECEIPTS AND REVENUES REALIZED	\$428,300.99

CAPITAL OUTLAY—1956

Beaches and boardwalks
Buildings and equipment	\$19,971.69
Parks and playgrounds
Sewers
Streets, roads and bridges
Water supply
Other	1,999.59

Tax rate	\$12.07
Local school tax rate	6.22
County tax rate	2.24
Local purpose tax rate	3.61
TAXES	
Local school tax	\$138,059.42
County taxes	49,738.35
Special district taxes
Local purpose levy	\$187,797.77
	79,998.21
Total tax levy (tax duplicate) ..	\$267,795.98
Per Capita Total Tax Levy	\$87.14
Current	
1956 taxes levied (total)	\$268,073.40
Collected in 1956	245,324.41
Per cent of levy collected in 1956	91.51
Transferred to liens	4,179.76
Cancelled, abated or adjusted	1,188.20
Outstanding December 31, 1956 ..	\$17,381.03
All Prior Years Outstanding	
Balance January 1, 1956	\$27,803.52
Collected in 1956	21,992.22
Balance December 31, 1956	\$30.24
Tax Title Liens Outstanding	
Balance January 1, 1956	\$67,755.28
Redeemed by cash	440.21
Balance December 31, 1956	\$68,359.17
Property Acquired by Deed or Foreclosure	
Balance January 1, 1956	\$39,460.00
Sale for cash	41,400.00
Balance December 31, 1956	\$35,345.00

CAPITAL DEBT, DECEMBER 31, 1956

Gross Debt	
School debt	\$286,000.00
Self-liquidating debt.	17,000.00
Other capital debt	155,750.00
TOTAL GROSS DEBT	\$458,750.00
Per Capita Gross Debt	
	\$149.28
Deductions for	
School debt	\$127,715.00
Self-liquidating debt.	17,000.00
Other capital debt
TOTAL DEDUCTIONS	144,715.00
NET DEBT	\$314,035.00
Average Assessed Valuations	
Real Property 1954-1955-1956..	\$2,128,576.00
Per Cent of Net Debt	14.75

CURRENT FINANCES DECEMBER 31, 1956

Cash	\$98,553.40
Taxes receivable	17,411.27
Tax title liens	68,359.17
Foreclosed property	35,345.00
Other receivables	5,384.02
State road aid receivable	7,000.00
Emergencies and deferred charges	152.75
TOTAL ASSETS	\$232,205.61
Cash liabilities	\$16,856.11
Reserves for receivables	126,499.46
Surplus revenue	88,850.04
TOTAL LIABILITIES AND SURPLUS	\$232,205.61

NETCONG BOROUGH—MORRIS COUNTY

Population Census, 1950—2,284 Land Area 0.8 sq. mi. Net Valuation Taxable \$1,580,128

EXPENDITURES AND RE-REQUIRED PAYMENTS FOR 1956	
General Government	
Administrative and executive	\$6,719.52
Assessment and collection of taxes	3,562.83
Finance Department	750.00
Protection to Persons & Property	
Fire	1,941.56
Police	13,634.10
Other
Streets and Roads	
Repairs and maintenance	11,763.43
Street lighting	3,000.00
Sanitation	
Street cleaning
Garbage and ash removal	7,200.00
Sewers
Health and Charities	
Health service	1,140.00
Welfare—public assistance	508.00
Hospitals (aid and maintenance)	900.00
Other
Recreation	
Beaches and boardwalks
Parks and playgrounds
Other
Educational	
(Exclusive of school districts) ..	780.00
Unclassified Purposes	
(Including contingent)	1,000.00
SUB-TOTAL—Municipal functions..	\$52,899.44
Per Capita—Municipal functions	
Capital imp'ts and capital imp't fund	\$23.16
Debt Service	\$500.00
Principal payments ..	\$5,000.00
Interest payments ..	630.00
Total	5,630.00
Per Capita Debt Service	
Deferred Charges and Statutory Expenditures	\$2.46
Emergencies	\$1,650.00
Other deferred chgs.	1,245.68
Total	2,895.68
TOTAL—Municipal expenditures ...	\$61,925.12
Required Payments for Local School, County, and Special District Taxes	
	118,885.80
TOTAL EXPENDITURES AND REQUIRED PAYMENTS	\$180,810.92
Reserve for uncollected taxes	\$16,759.15
GRAND TOTAL—Budget	\$197,570.07
RECEIPTS AND REVENUES REALIZED IN 1956 TO MEET EXPENDITURES AND REQUIRED PAYMENTS	
Surplus revenue appropriated ..	\$20,150.00
Miscellaneous revenues realized ..	26,927.62
State aid revenues realized	2,191.00
Delinquent taxes including liens—1956 collections	5,007.99
Current taxes—1956 collections ..	141,789.44
Emergency borrowings
TOTAL RECEIPTS AND REVENUES REALIZED	\$196,066.05
CAPITAL OUTLAY—1956	
Beaches and boardwalks
Buildings and equipment
Parks and playgrounds
Sewers
Streets, roads and bridges
Water supply	\$25,237.28
Other

Tax rate	\$9.28
Local school tax rate	6.00
County tax rate	1.52
Local purpose tax rate	1.76
TAXES	
Local school tax ...	\$94,837.01
County taxes	24,048.79
Special district taxes
Local purpose levy	\$118,885.80
	29,518.27
Total tax levy (tax duplicate) ..	\$148,404.07
Per Capita Total Tax Levy	\$64.98
Current	
1956 taxes levied (total)	\$149,518.65
Collected in 1956	141,789.44
Per cent of levy collected in 1956 ...	94.83
Transferred to liens	247.31
Cancelled, abated or adjusted	208.80
Outstanding December 31, 1956 ..	\$7,273.10
All Prior Years Outstanding	
Balance January 1, 1956	\$5,148.82
Collected in 1956	4,665.87
Balance December 31, 1956	\$240.15
Tax Title Liens Outstanding	
Balance January 1, 1956	\$304.18
Redeemed by cash	342.12
Balance December 31, 1956	\$435.62
Property Acquired by Deed or Foreclosure	
Balance January 1, 1956
Sale for cash
Balance December 31, 1956
CAPITAL DEBT, DECEMBER 31, 1956	
Gross Debt	
School debt	\$356,950.00
Self-liquidating debt ..	95,000.00
Other capital debt ..	30,000.00
TOTAL GROSS DEBT	\$481,950.00
Per Capita Gross Debt	\$211.01
Deductions for	
School debt	\$105,023.00
Self-liquidating debt ..	87,102.00
Other capital debt
TOTAL DEDUCTIONS	192,125.00
NET DEBT	\$289,825.00
Average Assessed Valuations	
Real Property 1954-1955-1956 ..	\$1,312,784.00
Per Cent of Net Debt	22.07
CURRENT FINANCES DECEMBER 31, 1956	
Cash	\$34,635.96
Taxes receivable	7,513.25
Tax title liens	435.62
Foreclosed property
Other receivables
State road aid receivable
Emergencies and deferred charges ..	1,539.44
TOTAL ASSETS	\$44,124.27
Cash liabilities	\$2,944.51
Reserves for receivables	7,948.87
Surplus revenue	33,230.89
TOTAL LIABILITIES AND SURPLUS	\$44,124.27

NEWARK CITY—ESSEX COUNTY

Population Census, 1950—438,776 Land Area 24.14 sq. mi. Net Valuation Taxable \$714,405,695

EXPENDITURES AND RE-REQUIRED PAYMENTS FOR 1956	
General Government	
Administrative and executive	\$3,732,283.55
Assessment and collection of taxes	1,131,113.61
Finance Department	252,906.07
Protection to Persons & Property	
Fire	4,571,269.94
Police	7,231,591.65
Other
Streets and Roads	
Repairs and maintenance	1,955,321.31
Street lighting	501,031.70
Sanitation	
Street cleaning	2,885,999.95
Garbage and ash removal
Sewers	865,807.23
Health and Charities	
Health service	2,052,557.56
Welfare—public assistance	1,193,929.10
Hospitals (aid and maintenance)	4,081,223.02
Other
Recreation	
Beaches and boardwalks
Parks and playgrounds	519,104.49
Other
Educational	
(Exclusive of school districts)	2,106,866.00
Unclassified Purposes	
(Including contingent)	122,937.83
SUB-TOTAL—Municipal functions..	\$33,203,943.01

Per Capita—Municipal functions	\$75.67
Capital imp'ts and capital imp't fund	\$671,262.00
Debt Service	
Principal payments	\$3,480,438.16
Interest payments	1,715,486.72
Total	*5,195,924.88
Per Capita Debt Service	\$11.84
Deferred Charges and Statutory Expenditures	
Emergencies	\$259,372.42
Other deferred chgs.	3,311,149.09
Total	3,570,521.51
TOTAL—Municipal expenditures	\$42,641,651.40

Required Payments for Local School, County, and Special District Taxes	26,360,210.54
---	----------------------

TOTAL EXPENDITURES AND RE-REQUIRED PAYMENTS	\$69,001,861.94
--	------------------------

Reserve for uncollected taxes	\$5,799,591.97
GRAND TOTAL—Budget	\$74,801,453.91

RECEIPTS AND REVENUES REALIZED IN 1956 TO MEET EXPENDITURES AND RE-REQUIRED PAYMENTS	
Surplus revenue appropriated	\$3,500,000.00
Miscellaneous revenues realized	11,280,619.81
State aid revenues realized	618,952.38
Delinquent taxes including	
liens—1956 collections	2,643,283.17
Current taxes—1956 collections..	56,227,761.17
Emergency borrowings
TOTAL RECEIPTS AND REVENUES REALIZED	\$74,270,616.53

CAPITAL OUTLAY—1956

Beaches and boardwalks
Buildings and equipment	\$7,442,630.22
Parks and playgrounds	30,851.50
Sewers	39,433.74
Streets, roads and bridges	35,369.05
Water supply	102,758.17
Other

* Includes \$1,447,551.58 Chapter VI School Debt Service.

Tax rate	\$8.43
Local school tax rate	2.78
County tax rate	1.11
Local purpose tax rate	4.54

TAXES

Local school tax	\$19,869,451.35
County taxes	7,938,310.77
Special district taxes
Local purpose levy	\$27,807,762.12
Total tax levy (tax duplicate)	<u>\$60,414,825.47</u>

Per Capita Total Tax Levy	\$137.69
--	-----------------

Current

1956 taxes levied (total)	\$60,527,023.73
Collected in 1956	56,227,761.17
Per cent of levy collected in 1956	92.89
Transferred to liens	79,327.73
Cancelled, abated or adjusted	1,407,146.87
Outstanding December 31, 1956	<u>\$2,812,787.96</u>

All Prior Years Outstanding

Balance January 1, 1956	\$12,127,807.44
Collected in 1956	2,615,078.60
Balance December 31, 1956	<u>\$8,581,668.66</u>

Tax Title Liens Outstanding

Balance January 1, 1956	\$637,651.39
Redeemed by cash	28,204.57
Balance December 31, 1956	<u>\$717,287.25</u>

Property Acquired by Deed or Foreclosure

Balance January 1, 1956	\$827,500.00
Sale for cash
Balance December 31, 1956	<u>\$818,200.00</u>

CAPITAL DEBT, DECEMBER 31, 1956

Gross Debt

School debt	\$26,519,442.00
Self-liquidating debt.	18,361,000.00
Other capital debt	37,587,946.00

TOTAL GROSS DEBT	\$82,468,388.00
Per Capita Gross Debt	\$187.95

Deductions for

School debt	\$26,519,442.00
Self-liquidating debt.	18,361,000.00
Other capital debt	2,403,766.00

TOTAL DEDUCTIONS	47,284,208.00
NET DEBT	\$35,184,180.00

Average Assessed Valuations

Real Property 1954-1955-1956	\$583,475,992.00
Per Cent of Net Debt	6.03

CURRENT FINANCES DECEMBER 31, 1956

Cash	\$13,000,029.48
Taxes receivable	11,394,456.62
Tax title liens	717,287.25
Foreclosed property	818,200.00
Other receivables	288,243.98
State road aid receivable	453,836.96
Emergencies and deferred charges	452,714.12
TOTAL ASSETS	\$27,124,768.41

Cash liabilities	\$3,009,304.89
Reserves for receivables	13,218,187.85
Surplus revenue	10,897,275.67

TOTAL LIABILITIES AND SURPLUS	\$27,124,768.41
--	------------------------

NEW BRUNSWICK CITY—MIDDLESEX COUNTY

Population Census, 1950—38,811 Land Area 5.5 sq. mi. Net Valuation Taxable \$56,601,728

EXPENDITURES AND REQUIRED PAYMENTS FOR 1956	
General Government	
Administrative and executive	\$234,705.97
Assessment and collection of taxes	70,900.00
Finance Department
Protection to Persons & Property	
Fire	410,200.00
Police	523,216.63
Other
Streets and Roads	
Repairs and maintenance	107,384.00
Street lighting	62,000.00
Sanitation	
Street cleaning	41,600.00
Garbage and ash removal	299,000.00
Sewers	193,100.00
Health and Charities	
Health service	79,000.00
Welfare—public assistance	51,100.00
Hospitals (aid and maintenance)	15,000.00
Other
Recreation	
Beaches and boardwalks
Parks and playgrounds	172,200.00
Other
Educational	
(Exclusive of school districts) ..	84,746.00
Unclassified Purposes	
(Including contingent)	8,900.00
SUB-TOTAL—Municipal functions..	\$2,353,052.60
Per Capita—Municipal functions	\$60.63
Capital imp'ts and capital imp't fund	\$52,500.00
Debt Service	
Principal payments ..	\$368,000.00
Interest payments ..	64,400.00
Total	*432,400.00
Per Capita Debt Service	\$11.14
Deferred Charges and Statutory Expenditures	
Emergencies	\$33,100.00
Other deferred chgs.	209,863.90
Total	242,963.90
TOTAL—Municipal expenditures ...	\$3,080,916.50
Required Payments for Local School, County, and Special District Taxes	
.....	1,708,459.13
TOTAL EXPENDITURES AND REQUIRED PAYMENTS	\$4,789,375.63
Reserve for uncollected taxes	\$390,039.50
GRAND TOTAL—Budget	\$5,179,415.13

RECEIPTS AND REVENUES REALIZED IN 1956 TO MEET EXPENDITURES AND REQUIRED PAYMENTS	
Surplus revenue appropriated ..	\$171,575.00
Miscellaneous revenues realized ..	1,314,382.68
State aid revenues realized	49,563.62
Delinquent taxes including liens—1956 collections	
.....	119,151.95
Current taxes—1956 collections..	3,760,022.29
Emergency borrowings
TOTAL RECEIPTS AND REVENUES REALIZED	\$5,414,695.54

CAPITAL OUTLAY—1956	
Beaches and boardwalks
Buildings and equipment	\$11,892.15
Parks and playgrounds
Sewers	225.50
Streets, roads and bridges
Water supply
Other	10,367.00

Tax rate	\$6.80
Local school tax rate	2.61
County tax rate	0.72
Local purpose tax rate	3.47
TAXES	
Local school tax ...	\$1,477,329.49
County taxes	409,129.64
Special district taxes
Local purpose levy	\$1,886,459.13
.....	1,970,627.00
Total tax levy (tax duplicate) ..	\$3,857,086.13
Per Capita Total Tax Levy	\$99.38
Current	
1956 taxes levied (total)	\$3,886,337.68
Collected in 1956	3,760,022.29
Per cent of levy collected in 1956 ...	96.74
Transferred to liens	1,517.42
Cancelled, abated or adjusted	3,611.29
Outstanding December 31, 1956 ..	\$121,186.68
All Prior Years Outstanding	
Balance January 1, 1956	\$139,032.56
Collected in 1956	112,130.55
Balance December 31, 1956	\$18,858.93
Tax Title Liens Outstanding	
Balance January 1, 1956	\$21,261.81
Redeemed by cash	7,021.40
Balance December 31, 1956	\$13,722.28
Property Acquired by Deed or Foreclosure	
Balance January 1, 1956	\$185,873.45
Sale for cash	57,193.46
Balance December 31, 1956	\$176,195.78

CAPITAL DEBT, DECEMBER 31, 1956	
Gross Debt	
School debt	\$1,421,000.00
Self-liquidating debt ..	1,925,000.00
Other capital debt ..	1,117,000.00
TOTAL GROSS DEBT	\$4,463,000.00
Per Capita Gross Debt	\$114.99
Deductions for	
School debt	\$1,421,000.00
Self-liquidating debt ..	1,925,000.00
Other capital debt ..	51,000.00
TOTAL DEDUCTIONS	3,397,000.00
NET DEBT	\$1,066,000.00

Average Assessed Valuations	
Real Property 1954-1955-1956..	\$45,854,222.00
Per Cent of Net Debt	2.32

CURRENT FINANCES DECEMBER 31, 1956	
Cash	\$1,515,159.19
Taxes receivable	140,045.61
Tax title liens	13,722.28
Foreclosed property	176,195.78
Other receivables	50,314.75
State road aid receivable
Emergencies and deferred charges ..	2,000.00
TOTAL ASSETS	\$1,897,437.61
Cash liabilities	\$302,888.01
Reserves for receivables	380,278.42
Surplus revenue	1,214,271.18
TOTAL LIABILITIES AND SURPLUS	\$1,897,437.61

* Includes \$178,000.00 Chapter VI School Debt Service.

NEWFIELD BOROUGH—GLOUCESTER COUNTY

Population Census, 1950—1,010 Land Area 1.74 sq. mi. Net Valuation Taxable \$549,919

EXPENDITURES AND REQUIRED PAYMENTS FOR 1956	
General Government	
Administrative and executive	\$4,312.50
Assessment and collection of taxes	1,950.00
Finance Department	160.00
Protection to Persons & Property	
Fire	2,575.00
Police	1,650.00
Other
Streets and Roads	
Repairs and maintenance	4,500.00
Street lighting	2,150.00
Sanitation	
Street cleaning
Garbage and ash removal	1,062.50
Sewers
Health and Charities	
Health service	375.00
Welfare—public assistance	100.00
Hospitals (aid and maintenance)
Other	160.00
Recreation	
Beaches and boardwalks
Parks and playgrounds
Other
Educational	
(Exclusive of school districts)	250.00
Unclassified Purposes	
(Including contingent)	525.00
SUB-TOTAL—Municipal functions..	\$19,770.00
Per Capita—Municipal functions	\$19.57
Capital imp'ts and capital imp't fund	\$5,400.00
Debt Service	
Principal payments
Interest payments
Total
Per Capita Debt Service	
Deferred Charges and Statutory Expenditures	
Emergencies
Other deferred chgs.	\$450.00
Total	450.00
TOTAL—Municipal expenditures	\$25,620.00
Required Payments for Local School, County, and Special District Taxes	
	49,031.16
TOTAL EXPENDITURES AND REQUIRED PAYMENTS	\$74,651.16
Reserve for uncollected taxes	\$7,220.73
GRAND TOTAL—Budget	\$81,871.89
RECEIPTS AND REVENUES REALIZED IN 1956 TO MEET EXPENDITURES AND REQUIRED PAYMENTS	
Surplus revenue appropriated	\$7,000.00
Miscellaneous revenues realized.	9,451.12
State aid revenues realized	5,154.00
Delinquent taxes including liens—1956 collections	5,135.51
Current taxes—1956 collections.. . . .	50,423.52
Emergency borrowings
TOTAL RECEIPTS AND REVENUES REALIZED	\$77,164.15
CAPITAL OUTLAY—1956	
Beaches and boardwalks
Buildings and equipment
Parks and playgrounds
Sewers
Streets, roads and bridges
Water supply
Other

Tax rate	\$10.10
Local school tax rate	6.77
County tax rate	2.14
Local purpose tax rate	1.19
TAXES	
Local school tax	\$37,247.47
County taxes	11,783.69
Special district taxes
Local purpose levy	\$49,031.16
	7,138.24
Total tax levy (tax duplicate) ..	\$56,169.40
Per Capita Total Tax Levy	
	\$56.61
Current	
1956 taxes levied (total)	\$56,385.38
Collected in 1956	50,423.52
Per cent of levy collected in 1956	89.42
Transferred to liens	170.70
Cancelled, abated or adjusted	20.20
Outstanding December 31, 1956 ..	\$5,770.96
All Prior Years Outstanding	
Balance January 1, 1956	\$5,291.13
Collected in 1956	5,135.51
Balance December 31, 1956	\$105.95
Tax Title Liens Outstanding	
Balance January 1, 1956	\$386.54
Redeemed by cash
Balance December 31, 1956	\$557.24
Property Acquired by Deed or Foreclosure	
Balance January 1, 1956	\$200.00
Sale for cash
Balance December 31, 1956	\$200.00
CAPITAL DEBT, DECEMBER 31, 1956	
Gross Debt	
School debt
Self-liquidating debt.	\$25,000.00
Other capital debt
TOTAL GROSS DEBT	\$25,000.00
Per Capita Gross Debt	\$24.75
Deductions for	
School debt
Self-liquidating debt.	\$25,000.00
Other capital debt
TOTAL DEDUCTIONS	25,000.00
NET DEBT
Average Assessed Valuations	
Real Property 1954-1955-1956.. . . .	\$509,528.00
Per Cent of Net Debt
CURRENT FINANCES DECEMBER 31, 1956	
Cash	\$14,199.06
Taxes receivable	5,876.91
Tax title liens	557.24
Foreclosed property	200.00
Other receivables	375.39
State road aid receivable	6,000.00
Emergencies and deferred charges
TOTAL ASSETS	\$27,208.60
Cash liabilities	\$8,282.26
Reserves for receivables	7,009.54
Surplus revenue	11,916.80
TOTAL LIABILITIES AND SURPLUS	\$27,208.60

NEW HANOVER TOWNSHIP—BURLINGTON COUNTY

Population Census, 1950—18,168 Land Area 19.2 sq. mi. Net Valuation Taxable \$176,510

EXPENDITURES AND REQUIRED PAYMENTS FOR 1956	
General Government	
Administrative and executive	\$3,593.85
Assessment and collection of taxes	650.00
Finance Department	200.00
Protection to Persons & Property	
Fire	600.00
Police	700.00
Other
Streets and Roads	
Repairs and maintenance	8,187.70
Street lighting
Sanitation	
Street cleaning
Garbage and ash removal
Sewers
Health and Charities	
Health service	106.50
Welfare—public assistance	295.00
Hospitals (aid and maintenance)
Other
Recreation	
Beaches and boardwalks
Parks and playgrounds
Other
Educational (Exclusive of school districts) ..	
.....
Unclassified Purposes (Including contingent)	
.....	627.48
SUB-TOTAL—Municipal functions..	\$14,960.53
Per Capita—Municipal functions	
.....	\$0.82
Capital imp'ts and capital imp't fund	
Debt Service	
Principal payments
Interest payments
Total
Per Capita Debt Service	
.....
Deferred Charges and Statutory Expenditures	
Emergencies
Other deferred chgs.	\$3,888.39
Total	\$3,888.39
TOTAL—Municipal expenditures ..	\$18,848.92
Required Payments for Local School, County, and Special District Taxes	
.....	2,077.86
TOTAL EXPENDITURES AND REQUIRED PAYMENTS	\$20,926.78
Reserve for uncollected taxes	\$209.33
GRAND TOTAL—Budget	\$21,136.11
RECEIPTS AND REVENUES REALIZED IN 1956 TO MEET EXPENDITURES AND REQUIRED PAYMENTS	
Surplus revenue appropriated ..	\$4,927.42
Miscellaneous revenues realized ..	19,539.33
State aid revenues realized	4,163.00
Delinquent taxes including liens—1956 collections	
.....
Current taxes—1956 collections..	4,375.81
Emergency borrowings	
.....
TOTAL RECEIPTS AND REVENUES REALIZED	\$33,005.56

CAPITAL OUTLAY—1956	
Beaches and boardwalks
Buildings and equipment
Parks and playgrounds
Sewers
Streets, roads and bridges
Water supply
Other

Tax rate	\$1.18
Local school tax rate
County tax rate	1.18
Local purpose tax rate
TAXES	
Local school tax
County taxes	\$2,077.86
Special district taxes
Local purpose levy
.....	\$2,077.86
Total tax levy (tax duplicate) ..	\$2,077.86
Per Capita Total Tax Levy	\$0.11
Current	
1956 taxes levied (total)	\$4,437.86
Collected in 1956	4,375.81
Per cent of levy collected in 1956 ..	98.60
Transferred to liens
Cancelled, abated or adjusted
Outstanding December 31, 1956 ..	\$62.05
All Prior Years Outstanding	
Balance January 1, 1956	\$2,692.48
Collected in 1956	162.87
Balance December 31, 1956	\$2,529.61
Tax Title Liens Outstanding	
Balance January 1, 1956	\$155.58
Redeemed by cash
Balance December 31, 1956	\$155.58
Property Acquired by Deed or Foreclosure	
Balance January 1, 1956
Sale for cash
Balance December 31, 1956

CAPITAL DEBT, DECEMBER 31, 1956	
Gross Debt	
School debt	\$268.00
Self-liquidating debt.
Other capital debt
TOTAL GROSS DEBT	\$268.00
Per Capita Gross Debt	\$0.01
Deductions for	
School debt	\$268.00
Self-liquidating debt.
Other capital debt
TOTAL DEDUCTIONS	268.00
NET DEBT
Average Assessed Valuations	
Real Property 1954-1955-1956..	\$72,245.00
Per Cent of Net Debt

CURRENT FINANCES DECEMBER 31, 1956	
Cash	\$53,450.32
Taxes receivable	2,591.66
Tax title liens	155.58
Foreclosed property
Other receivables	5.32
State road aid receivable	7,171.97
Emergencies and deferred charges ..	1,653.10
TOTAL ASSETS	\$65,027.95
Cash liabilities	\$31,115.30
Reserves for receivables	2,752.56
Surplus revenue	31,160.09
TOTAL LIABILITIES AND SURPLUS	\$65,027.95

NEW MILFORD BOROUGH—BERGEN COUNTY

Population Census, 1950—6,006 Land Area 2.2 sq. mi. Net Valuation Taxable \$15,187,887

EXPENDITURES AND REQUIRED PAYMENTS FOR 1956	
General Government	
Administrative and executive	\$44,450.00
Assessment and collection of taxes	22,740.00
Finance Department	4,500.00
Protection to Persons & Property	
Fire	37,766.00
Police	131,720.00
Other
Streets and Roads	
Repairs and maintenance	42,600.00
Street lighting	12,000.00
Sanitation	
Street cleaning
Garbage and ash removal	34,000.00
Sewers	26,740.00
Health and Charities	
Health service	13,605.00
Welfare—public assistance	1,750.00
Hospitals (aid and maintenance)
Other
Recreation	
Beaches and boardwalks
Parks and playgrounds	12,620.00
Other
Educational	
(Exclusive of school districts) ..	8,600.00
Unclassified Purposes	
(Including contingent)	1,900.00
SUB-TOTAL—Municipal functions..	\$394,991.00
Per Capita—Municipal functions	\$65.77
Capital imp'ts and capital imp't fund	\$48,000.00
Debt Service	
Principal payments ..	\$20,000.00
Interest payments ..	1,600.00
Total	21,600.00
Per Capita Debt Service	\$3.60
Deferred Charges and Statutory Expenditures	
Emergencies
Other deferred chgs. ..	\$19,818.00
Total	19,818.00
TOTAL—Municipal expenditures ...	\$484,409.00
Required Payments for Local School, County, and Special District Taxes	
.....	989,786.30
TOTAL EXPENDITURES AND REQUIRED PAYMENTS	\$1,474,195.30
Reserve for uncollected taxes	\$114,503.29
GRAND TOTAL—Budget	\$1,588,698.59
RECEIPTS AND REVENUES REALIZED IN 1956 TO MEET EXPENDITURES AND REQUIRED PAYMENTS	
Surplus revenue appropriated ..	\$190,000.00
Miscellaneous revenues realized.	178,687.45
State aid revenues realized	4,496.00
Delinquent taxes including
liens—1956 collections	16,590.07
Current taxes—1956 collections..	1,229,191.98
Emergency borrowings
TOTAL RECEIPTS AND REVENUES REALIZED	\$1,618,965.50
CAPITAL OUTLAY—1956	
Beaches and boardwalks
Buildings and equipment	\$1,139.40
Parks and playgrounds
Sewers
Streets, roads and bridges	74,346.72
Water supply
Other	48,225.31

Tax rate	\$8.29
Local school tax rate	5.35
County tax rate	1.16
Local purpose tax rate	1.78
TAXES	
Local school tax ...	\$812,981.94
County taxes	176,804.36
Special district taxes
Local purpose levy	\$989,786.30
.....	269,516.29
Total tax levy (tax duplicate) ..	\$1,259,302.59
Per Capita Total Tax Levy	\$209.67
Current	
1956 taxes levied (total)	\$1,273,650.64
Collected in 1956	1,229,191.98
Per cent of levy collected in 1956 ...	96.50
Transferred to liens	1,036.27
Cancelled, abated or adjusted	30,421.82
Outstanding December 31, 1956 ..	\$13,000.57
All Prior Years Outstanding	
Balance January 1, 1956	\$15,303.71
Collected in 1956	15,305.18
Balance December 31, 1956
Tax Title Liens Outstanding	
Balance January 1, 1956	\$13,076.44
Redeemed by cash	1,284.89
Balance December 31, 1956	\$6,986.00
Property Acquired by Deed or Foreclosure	
Balance January 1, 1956	\$72,032.48
Sale for cash	26,150.00
Balance December 31, 1956	\$70,174.48

CAPITAL DEBT, DECEMBER 31, 1956	
Gross Debt	
School debt	\$1,515,000.00
Self-liquidating debt.
Other capital debt ..	73,500.00
TOTAL GROSS DEBT	\$1,588,500.00
Per Capita Gross Debt	\$264.49
Deductions for	
School debt	\$855,243.00
Self-liquidating debt.
Other capital debt
TOTAL DEDUCTIONS	855,243.00
NET DEBT	\$733,257.00
Average Assessed Valuations	
Real Property 1954-1955-1956..	\$14,254,052.00
Per Cent of Net Debt	5.14

CURRENT FINANCES DECEMBER 31, 1956	
Cash	\$402,312.35
Taxes receivable	13,000.57
Tax title liens	6,986.00
Foreclosed property	70,174.48
Other receivables	335.33
State road aid receivable
Emergencies and deferred charges
TOTAL ASSETS	\$492,808.73
Cash liabilities	\$93,921.21
Reserves for receivables	90,496.38
Surplus revenue	308,391.14
TOTAL LIABILITIES AND SURPLUS	\$492,808.73

NEW PROVIDENCE BOROUGH—UNION COUNTY

Population Census, 1950—3,380 Land Area 3.7 sq. mi. Net Valuation Taxable \$12,829,017

EXPENDITURES AND REQUIRED PAYMENTS FOR 1956	
General Government	
Administrative and executive	\$36,633.22
Assessment and collection of taxes	10,425.00
Finance Department	1,150.00
Protection to Persons & Property	
Fire	20,484.54
Police	59,474.12
Other
Streets and Roads	
Repairs and maintenance	43,160.74
Street lighting	9,000.00
Sanitation	
Street cleaning
Garbage and ash removal
Sewers	40,800.00
Health and Charities	
Health service	4,100.00
Welfare—public assistance	2,030.00
Hospitals (aid and maintenance)	500.00
Other
Recreation	
Beaches and boardwalks
Parks and playgrounds	6,616.38
Other
Educational	
(Exclusive of school districts) ..	6,000.00
Unclassified Purposes	
(Including contingent)	4,220.00
SUB-TOTAL—Municipal functions..	\$244,594.00
Per Capita—Municipal functions ...	
Capital imp'ts and capital imp't fund	\$72.37
Debt Service	\$50,000.00
Principal payments ..	\$12,000.00
Interest payments ..	7,000.00
Total	19,000.00
Per Capita Debt Service	\$5.62
Deferred Charges and Statutory Expenditures	
Emergencies
Other deferred chgs.	\$83,106.00
Total	83,106.00
TOTAL—Municipal expenditures ...	\$396,700.00
Required Payments for Local School, County, and Special District Taxes	
	492,375.79
TOTAL EXPENDITURES AND REQUIRED PAYMENTS	\$889,075.79
Reserve for uncollected taxes	132,809.09
GRAND TOTAL—Budget	\$1,021,884.88
RECEIPTS AND REVENUES REALIZED IN 1956 TO MEET EXPENDITURES AND REQUIRED PAYMENTS	
Surplus revenue appropriated ..	\$186,000.00
Miscellaneous revenues realized ..	94,926.34
State aid revenues realized	4,978.00
Delinquent taxes including
liens—1956 collections	34,169.81
Current taxes—1956 collections ..	759,390.17
Emergency borrowings
TOTAL RECEIPTS AND REVENUES REALIZED	\$1,079,464.32
CAPITAL OUTLAY—1956	
Beaches and boardwalks
Buildings and equipment	\$1,855.86
Parks and playgrounds
Sewers	4,700.00
Streets, roads and bridges
Water supply
Other

Tax rate	\$5.81
Local school tax rate	2.89
County tax rate	0.95
Local purpose tax rate	1.97
TAXES	
Local school tax ...	\$370,658.41
County taxes	121,717.38
Special district taxes
Local purpose levy	\$492,375.79
	252,709.09
Total tax levy (tax duplicate) ..	\$745,084.88
Per Capita Total Tax Levy	\$220.44
Current	
1956 taxes levied (total)	\$789,664.44
Collected in 1956	759,390.17
Per cent of levy collected in 1956 ...	96.16
Transferred to liens
Cancelled, abated or adjusted
Outstanding December 31, 1956 ..	\$30,274.27
All Prior Years Outstanding	
Balance January 1, 1956	\$27,345.65
Collected in 1956	26,929.10
Balance December 31, 1956	\$461.00
Tax Title Liens Outstanding	
Balance January 1, 1956	\$10,260.78
Redeemed by cash	7,240.71
Balance December 31, 1956	\$3,020.07
Property Acquired by Deed or Foreclosure	
Balance January 1, 1956	\$7,605.00
Sale for cash	1,250.00
Balance December 31, 1956	\$6,355.00
CAPITAL DEBT, DECEMBER 31, 1956	
Gross Debt	
School debt	\$1,960,000.00
Self-liquidating debt
Other capital debt ..	215,000.00
TOTAL GROSS DEBT	\$2,175,000.00
Per Capita Gross Debt	\$643.49
Deductions for	
School debt	\$634,573.00
Self-liquidating debt
Other capital debt
TOTAL DEDUCTIONS	634,573.00
NET DEBT	\$1,540,427.00
Average Assessed Valuations	
Real Property 1954-1955-1956 ..	\$7,932,164.00
Per Cent of Net Debt	19.42
CURRENT FINANCES DECEMBER 31, 1956	
Cash	\$475,953.89
Taxes receivable	30,735.27
Tax title liens	3,020.07
Foreclosed property	6,355.00
Other receivables	187,436.72
State road aid receivable
Emergencies and deferred charges
TOTAL ASSETS	\$703,500.95
Cash liabilities	\$56,624.17
Reserves for receivables	227,547.06
Surplus revenue	419,329.72
TOTAL LIABILITIES AND SURPLUS	\$703,500.95

NEW SHREWSBURY BOROUGH—MONMOUTH COUNTY

Population Census, 1950—5,171

Land Area 16.21 sq. mi.

Net Valuation Taxable \$2,536,920

EXPENDITURES AND REQUIRED PAYMENTS FOR 1956	
General Government	
Administrative and executive	\$29,708.20
Assessment and collection of taxes	9,278.52
Finance Department	1,050.00
Protection to Persons & Property	
Fire	13,444.44
Police	19,472.76
Other
Streets and Roads	
Repairs and maintenance	32,038.66
Street lighting	4,380.00
Sanitation	
Street cleaning
Garbage and ash removal	10,145.40
Sewers
Health and Charities	
Health service	3,365.00
Welfare—public assistance	1,925.00
Hospitals (aid and maintenance)
Other
Recreation	
Beaches and boardwalks
Parks and playgrounds	750.00
Other
Educational	
(Exclusive of school districts)
Unclassified Purposes	
(Including contingent)	1,500.00
SUB-TOTAL—Municipal functions..	\$127,057.98
Per Capita—Municipal functions	\$24.57
Capital imp'ts and capital imp't fund ..	\$11,500.00
Debt Service	
Principal payments
Interest payments
Total
Per Capita Debt Service	
Deferred Charges and Statutory Expenditures	
Emergencies	\$5,550.00
Other deferred chgs	3,392.02
Total	8,942.02
TOTAL—Municipal expenditures ...	\$147,500.00
Required Payments for Local School, County, and Special District Taxes	
	213,491.85
TOTAL EXPENDITURES AND REQUIRED PAYMENTS	\$360,991.85
Reserve for uncollected taxes	\$37,083.60
GRAND TOTAL—Budget	\$398,075.45
RECEIPTS AND REVENUES REALIZED IN 1956 TO MEET EXPENDITURES AND REQUIRED PAYMENTS	
Surplus revenue appropriated ..	\$50,000.00
Miscellaneous revenues realized ..	63,158.31
State aid revenues realized	2,903.00
Delinquent taxes including
liens—1956 collections	33,872.41
Current taxes—1956 collections..	261,379.77
Emergency borrowings
TOTAL RECEIPTS AND REVENUES REALIZED	\$411,313.49

CAPITAL OUTLAY—1956

Beaches and boardwalks
Buildings and equipment	\$1,600.00
Parks and playgrounds
Sewers
Streets, roads and bridges	8,360.29
Water supply
Other

Tax rate	\$10.78
Local school tax rate	5.95
County tax rate	2.47
Local purpose tax rate	2.36
TAXES	
Local school tax ...	\$150,932.90
County taxes	62,558.95
Special district taxes
Local purpose levy	59,930.60
Total tax levy (tax duplicate) ..	\$273,422.45
Per Capita Total Tax Levy	
	\$52.88
Current	
1956 taxes levied (total)	\$298,585.40
Collected in 1956	261,379.77
Per cent of levy collected in 1956 ...	87.53
Transferred to liens
Cancelled, abated or adjusted
Outstanding December 31, 1956 ..	\$37,205.63

All Prior Years Outstanding	
Balance January 1, 1956	\$37,592.66
Collected in 1956	33,872.41
Balance December 31, 1956	\$3,720.25

Tax Title Liens Outstanding	
Balance January 1, 1956	\$11,117.31
Redeemed by cash
Balance December 31, 1956	\$11,117.31

Property Acquired by Deed or Foreclosure	
Balance January 1, 1956
Sale for cash
Balance December 31, 1956

CAPITAL DEBT, DECEMBER 31, 1956

Gross Debt	
School debt	\$580,000.00
Self-liquidating debt
Other capital debt ..	38,000.00
TOTAL GROSS DEBT	\$618,000.00
Per Capita Gross Debt	
	\$119.51

Deductions for	
School debt	\$123,013.00
Self-liquidating debt
Other capital debt
TOTAL DEDUCTIONS	123,013.00
NET DEBT	\$494,987.00

Average Assessed Valuations	
Real Property 1954-1955-1956..	\$2,050,223.00
Per Cent of Net Debt	24.14

CURRENT FINANCES DECEMBER 31, 1956

Cash	\$152,278.48
Taxes receivable	40,925.88
Tax title liens	11,117.31
Foreclosed property
Other receivables	8,947.23
State road aid receivable	10,403.00
Emergencies and deferred charges ..	18,500.00
TOTAL ASSETS	\$242,171.96

Cash liabilities	\$20,615.03
Reserves for receivables	60,990.48
Surplus revenue	160,566.33
TOTAL LIABILITIES AND SURPLUS	\$242,171.96

NEWTON TOWN—SUSSEX COUNTY

Population Census, 1950—5,781

Land Area 3.0 sq. mi.

Net Valuation Taxable \$4,918,026

EXPENDITURES AND REQUIRED PAYMENTS FOR 1956	
General Government	
Administrative and executive	\$30,589.10
Assessment and collection of taxes	7,100.00
Finance Department	2,500.00
Protection to Persons & Property	
Fire	9,560.00
Police	47,490.00
Other
Streets and Roads	
Repairs and maintenance	54,164.00
Street lighting	10,530.00
Sanitation	
Street cleaning
Garbage and ash removal	3,900.00
Sewers
Health and Charities	
Health service	6,531.90
Welfare—public assistance	4,650.00
Hospitals (aid and maintenance)	2,500.00
Other	730.00
Recreation	
Beaches and boardwalks
Parks and playgrounds	7,775.00
Other	1,000.00
Educational	
(Exclusive of school districts)	1,500.00
Unclassified Purposes	
(Including contingent)	300.00
SUB-TOTAL—Municipal functions..	\$190,820.00
Per Capita—Municipal functions	
Capital imp'ts and capital imp't fund	\$24,325.00
Debt Service	
Principal payments	\$10,000.00
Interest payments	3,112.50
Total	13,112.50
Per Capita Debt Service	
Deferred Charges and Statutory Expenditures	\$2.27
Emergencies
Other deferred chgs.	\$23,946.42
Total	23,946.42
TOTAL—Municipal expenditures	\$252,203.92
Required Payments for Local School, County, and Special District Taxes	
	361,031.27
TOTAL EXPENDITURES AND REQUIRED PAYMENTS	\$613,235.19
Reserve for uncollected taxes	\$46,862.00
GRAND TOTAL—Budget	\$660,097.19
RECEIPTS AND REVENUES REALIZED IN 1956 TO MEET EXPENDITURES AND REQUIRED PAYMENTS	
Surplus revenue appropriated	\$50,000.00
Miscellaneous revenues realized	62,725.57
State aid revenues realized	13,005.00
Delinquent taxes including liens—1956 collections	27,605.56
Current taxes—1956 collections..	471,871.80
Emergency borrowings
TOTAL RECEIPTS AND REVENUES REALIZED	\$625,207.93

CAPITAL OUTLAY—1956	
Beaches and boardwalks
Buildings and equipment	\$19,460.00
Parks and playgrounds
Sewers	10,046.87
Streets, roads and bridges
Water supply
Other	15,000.00

Tax rate	\$10.58
Local school tax rate	5.33
County tax rate	2.01
Local purpose tax rate	3.24
TAXES	
Local school tax	\$262,045.16
County taxes	98,986.11
Special district taxes
Local purpose levy	\$361,031.27
	163,550.45
Total tax levy (tax duplicate)	\$524,581.72
Per Capita Total Tax Levy	
	\$90.74
Current	
1956 taxes levied (total)	\$526,369.78
Collected in 1956	471,871.80
Per cent of levy collected in 1956	89.64
Transferred to liens
Cancelled, abated or adjusted	31.72
Outstanding December 31, 1956	\$54,466.26
All Prior Years Outstanding	
Balance January 1, 1956	\$56,416.33
Collected in 1956	27,605.56
Balance December 31, 1956	\$28,810.77
Tax Title Liens Outstanding	
Balance January 1, 1956	\$5,604.05
Redeemed by cash
Balance December 31, 1956	\$5,604.05
Property Acquired by Deed or Foreclosure	
Balance January 1, 1956
Sale for cash
Balance December 31, 1956

CAPITAL DEBT, DECEMBER 31, 1956	
Gross Debt	
School debt	\$1,034,600.00
Self-liquidating debt.	183,000.00
Other capital debt	73,000.00
TOTAL GROSS DEBT	\$1,290,600.00
Per Capita Gross Debt	
	\$223.25
Deductions for	
School debt	\$339,416.00
Self-liquidating debt.	183,000.00
Other capital debt
TOTAL DEDUCTIONS	522,416.00
NET DEBT	\$768,184.00
Average Assessed Valuations	
Real Property 1954-1955-1956..	\$4,242,702.00
Per Cent of Net Debt	18.10

CURRENT FINANCES DECEMBER 31, 1956	
Cash	\$78,545.22
Taxes receivable	83,277.03
Tax title liens	5,604.05
Foreclosed property
Other receivables	7,293.40
State road aid receivable	24,000.00
Emergencies and deferred charges	1,895.95
TOTAL ASSETS	\$200,615.65
Cash liabilities	\$30,378.20
Reserves for receivables	96,174.48
Surplus revenue	74,062.97
TOTAL LIABILITIES AND SURPLUS	\$200,615.65

NORTH ARLINGTON BOROUGH—BERGEN COUNTY

Population Census, 1950—15,970 Land Area 2.5 sq. mi. Net Valuation Taxable \$14,502,734

EXPENDITURES AND RE-REQUIRED PAYMENTS FOR 1956	
General Government	
Administrative and executive	\$60,610.00
Assessment and collection of taxes	20,820.00
Finance Department
Protection to Persons & Property	
Fire	25,125.00
Police	151,150.00
Other
Streets and Roads	
Repairs and maintenance	58,741.67
Street lighting	19,500.00
Sanitation	
Street cleaning
Garbage and ash removal	44,920.00
Sewers	9,300.00
Health and Charities	
Health service	35,375.00
Welfare—public assistance	2,525.00
Hospitals (aid and maintenance)	1,000.00
Other
Recreation	
Benches and boardwalks
Parks and playgrounds	14,500.00
Other
Educational	
(Exclusive of school districts) ..	13,200.00
Unclassified Purposes	
(Including contingent)	7,000.00
SUB-TOTAL—Municipal functions..	\$463,766.67
Per Capita—Municipal functions	\$29.04
Capital imp'ts and capital imp't fund	\$4,000.00
Debt Service	
Principal payments ..	\$168,000.00
Interest payments ..	25,285.32
Total	193,285.32
Per Capita Debt Service	\$12.10
Deferred Charges and Statutory Expenditures	
Emergencies	\$1,000.00
Other deferred chgs.	19,696.00
Total	20,696.00
TOTAL—Municipal expenditures ...	\$681,747.99
Required Payments for Local School, County, and Special District Taxes	
	751,066.03
TOTAL EXPENDITURES AND REQUIRED PAYMENTS	\$1,432,814.02
Reserve for uncollected taxes	\$53,983.90
GRAND TOTAL—Budget	\$1,486,797.92
RECEIPTS AND REVENUES REALIZED IN 1956 TO MEET EXPENDITURES AND RE-REQUIRED PAYMENTS	
Surplus revenue appropriated ..	\$100,000.00
Miscellaneous revenues realized.	196,089.30
State aid revenues realized	8,907.00
Delinquent taxes including liens—1956 collections	31,272.86
Current taxes—1956 collections..	1,144,680.78
Emergency borrowings
TOTAL RECEIPTS AND REVENUES REALIZED	\$1,480,949.94

CAPITAL OUTLAY—1956

Beaches and boardwalks
Buildings and equipment	\$34,964.70
Parks and playgrounds
Sewers	129,472.37
Streets, roads and bridges	1,200.00
Water supply	47,594.51
Other

Tax rate	\$8.12
Local school tax rate	4.12
County tax rate	1.06
Local purpose tax rate	2.94
TAXES	
Local school tax ...	\$597,710.61
County taxes	153,355.42
Special district taxes
Local purpose levy	\$751,066.03
	427,402.13
Total tax levy (tax duplicate) ..	\$1,178,468.16
Per Capita Total Tax Levy	\$73.79
Current	
1956 taxes levied (total)	\$1,189,964.66
Collected in 1956	1,144,680.78
Per cent of levy collected in 1956 ...	96.19
Transferred to liens	223.30
Cancelled, abated or adjusted	14,364.28
Outstanding December 31, 1956 ..	\$30,696.30

All Prior Years Outstanding	
Balance January 1, 1956	\$35,776.25
Collected in 1956	29,857.90
Balance December 31, 1956	\$5,299.04

Tax Title Liens Outstanding	
Balance January 1, 1956	\$6,223.87
Redeemed by cash	1,414.96
Balance December 31, 1956	\$5,032.21

Property Acquired by Deed or Foreclosure	
Balance January 1, 1956	\$33,980.00
Sale for cash	250.00
Balance December 31, 1956	\$33,680.00

CAPITAL DEBT, DECEMBER 31, 1956

Gross Debt	
School debt	\$618,000.00
Self-liquidating debt.	168,500.00
Other capital debt ..	836,500.00
TOTAL GROSS DEBT	\$1,623,000.00
Per Capita Gross Debt	\$101.63

Deductions for	
School debt	\$618,000.00
Self-liquidating debt.	168,500.00
Other capital debt
TOTAL DEDUCTIONS	786,500.00
NET DEBT	\$836,500.00

Average Assessed Valuations	
Real Property 1954-1955-1956..	\$13,932,631.00
Per Cent of Net Debt	6.00

CURRENT FINANCES DECEMBER 31, 1956

Cash	\$199,454.10
Taxes receivable	35,995.34
Tax title liens	5,032.21
Foreclosed property	33,680.00
Other receivables	2,344.13
State road aid receivable	10,337.60
Emergencies and deferred charges ..	3,500.00
TOTAL ASSETS	\$290,343.38
Cash liabilities	\$40,713.74
Reserves for receivables	77,051.68
Surplus revenue	172,577.96
TOTAL LIABILITIES AND SURPLUS	\$290,343.38

NORTH BERGEN TOWNSHIP—HUDSON COUNTY

Population Census, 1950—41,560 Land Area 5.1 sq. mi. Net Valuation Taxable \$70,028,940

EXPENDITURES AND REQUIRED PAYMENTS FOR 1956	
General Government	
Administrative and executive	\$216,386.62
Assessment and collection of taxes	48,098.75
Finance Department	18,750.00
Protection to Persons & Property	
Fire	468,000.00
Police	546,800.00
Other
Streets and Roads	
Repairs and maintenance	217,550.00
Street lighting	48,700.00
Sanitation	
Street cleaning
Garbage and ash removal	134,400.00
Sewers
Health and Charities	
Health service	19,400.00
Welfare—public assistance	118,000.00
Hospitals (aid and maintenance)
Other	5,400.00
Recreation	
Beaches and boardwalks
Parks and playgrounds	69,600.00
Other
Educational	
(Exclusive of school districts) ..	23,000.00
Unclassified Purposes	
(Including contingent)	1,650.00
SUB-TOTAL—Municipal functions..	\$1,935,735.37
Per Capita—Municipal functions	
Capital imp'ts and capital imp't fund	\$46.58
Debt Service	
Principal payments .. \$673,000.00	
Interest payments .. 277,974.00	
Total	950,974.00
Per Capita Debt Service	
Deferred Charges and Statutory Expenditures	
Emergencies	\$96,782.00
Other deferred chgs. 224,741.83	
Total	321,523.83
TOTAL—Municipal expenditures ...	\$3,322,233.20
Required Payments for Local School, County, and Special District Taxes	
Total Expenditures and Required Payments	\$6,257,892.09
Reserve for uncollected taxes	\$584,571.80
GRAND TOTAL—Budget	\$6,842,463.89

RECEIPTS AND REVENUES REALIZED IN 1956 TO MEET EXPENDITURES AND REQUIRED PAYMENTS	
Surplus revenue appropriated ..	\$325,000.00
Miscellaneous revenues realized. .	816,542.03
State aid revenues realized	45,231.93
Delinquent taxes including	
liens—1956 collections	503,594.83
Current taxes—1956 collections..	5,524,599.41
Emergency borrowings
TOTAL RECEIPTS AND REVENUES REALIZED	\$7,214,968.20
CAPITAL OUTLAY—1956	
Beaches and boardwalks
Buildings and equipment
Parks and playgrounds
Sewers
Streets, roads and bridges
Water supply
Other

Tax rate	\$8.30
Local school tax rate	2.00
County tax rate	2.19
Local purpose tax rate	4.11
TAXES	
Local school tax ... \$1,401,736.34	
County taxes	1,533,922.55
Special district taxes
Local purpose levy	\$2,935,658.89
Total tax levy (tax duplicate) ..	\$5,817,731.96
Per Capita Total Tax Levy	
Current	
1956 taxes levied (total)	\$5,921,823.84
Collected in 1956	5,524,599.41
Per cent of levy collected in 1956 ..	93.24
Transferred to liens	7,237.60
Cancelled, abated or adjusted	101,055.28
Outstanding December 31, 1956 ..	\$288,931.55
All Prior Years Outstanding	
Balance January 1, 1956	\$581,433.36
Collected in 1956	499,687.56
Balance December 31, 1956	\$86,633.56
Tax Title Liens Outstanding	
Balance January 1, 1956	\$25,903.81
Redeemed by cash	3,907.27
Balance December 31, 1956	\$34,611.10
Property Acquired by Deed or Foreclosure	
Balance January 1, 1956	\$5,311,413.00
Sale for cash	247,838.46
Balance December 31, 1956	\$4,941,958.00

CAPITAL DEBT, DECEMBER 31, 1956	
Gross Debt	
School debt
Self-liquidating debt
Other capital debt .. \$8,691,200.00	
TOTAL GROSS DEBT	\$8,691,200.00
Per Capita Gross Debt	
Deductions for	
School debt
Self-liquidating debt
Other capital debt .. \$200.00	
TOTAL DEDUCTIONS	200.00
NET DEBT	\$8,691,000.00

Average Assessed Valuations	
Real Property 1954-1955-1956..	\$65,496,748.00
Per Cent of Net Debt	13.26

CURRENT FINANCES DECEMBER 31, 1956	
Cash	\$1,600,019.43
Taxes receivable	375,565.11
Tax title liens	34,611.10
Foreclosed property	4,941,958.00
Other receivables	364,698.18
State road aid receivable	102,689.49
Emergencies and deferred charges ..	2,500.00
TOTAL ASSETS	\$7,422,041.31
Cash liabilities	\$435,470.78
Reserves for receivables	5,716,832.39
Surplus revenue	1,269,738.14
TOTAL LIABILITIES AND SURPLUS	\$7,422,041.31

NORTH BRUNSWICK TOWNSHIP—MIDDLESEX COUNTY

Population Census, 1950—6,450

Land Area 11.3 sq. mi.

Net Valuation Taxable \$15,673,918

EXPENDITURES AND RE- QUIRED PAYMENTS FOR 1956	
General Government	
Administrative and executive	\$53,093.77
Assessment and collection of taxes ..	15,100.00
Finance Department	6,900.00
Protection to Persons & Property	
Fire	10,000.00
Police	60,930.00
Other
Streets and Roads	
Repairs and maintenance	111,420.00
Street lighting	18,450.00
Sanitation	
Street cleaning
Garbage and ash removal	45,316.33
Sewers	34,339.90
Health and Charities	
Health service	2,000.00
Welfare—public assistance	5,250.00
Hospitals (aid and maintenance) ..	1,500.00
Other
Recreation	
Beaches and boardwalks
Parks and playgrounds	15,000.00
Other
Educational	
(Exclusive of school districts)
Unclassified Purposes	
(Including contingent)	3,200.00
SUB-TOTAL—Municipal functions..	\$382,500.00

Per Capita—Municipal functions		\$59.30	
Capital imp'ts and capital imp't fund	\$26,000.00		
Debt Service			
Principal payments .	\$10,000.00		
Interest payments ..	7,612.50		
Total	17,612.50		
Per Capita Debt Service			\$2.73
Deferred Charges and Statutory Expenditures			
Emergencies	\$15,000.00		
Other deferred chgs.	7,065.32		
Total	22,065.32		
TOTAL—Municipal expenditures ...	\$448,177.82		

Required Payments for Local School, County, and Special District Taxes		833,979.76
TOTAL EXPENDITURES AND REQUIRED PAYMENTS	\$1,282,157.58	
Reserve for uncollected taxes	\$49,394.80	
GRAND TOTAL—Budget	\$1,331,507.38	

RECEIPTS AND REVENUES REALIZED IN 1956 TO MEET EXPENDITURES AND REQUIRED PAYMENTS	
Surplus revenue appropriated ..	\$195,000.00
Miscellaneous revenues realized ..	195,883.96
State aid revenues realized	23,481.99
Delinquent taxes including	
liens—1956 collections	18,387.04
current taxes—1956 collections..	971,291.54
Emergency borrowings
TOTAL RECEIPTS AND REVENUES REALIZED	\$1,404,044.53

CAPITAL OUTLAY—1956

Beaches and boardwalks
Buildings and equipment
Parks and playgrounds
Sewers	\$430,773.86
Streets, roads and bridges
Water supply	108,860.47
Other

Tax rate	\$6.12
Local school tax rate	3.90
County tax rate	1.42
Local purpose tax rate	0.80

TAXES

Local school tax ...	\$611,207.02	
County taxes	222,772.74	
Special district taxes	
Local purpose levy	124,771.60	
Total tax levy (tax duplicate) ..	\$958,751.36	

Per Capita Total Tax Levy	\$148.64
--	-----------------

Current	
1956 taxes levied (total)	\$985,336.93
Collected in 1956	971,291.54
Per cent of levy collected in 1956 ...	98.57
Transferred to liens	522.76
Cancelled, abated or adjusted	859.44
Outstanding December 31, 1956 ..	\$12,663.19

All Prior Years Outstanding	
Balance January 1, 1956	\$18,871.76
Collected in 1956	18,186.11
Balance December 31, 1956	\$661.81

Tax Title Liens Outstanding	
Balance January 1, 1956	\$25,093.92
Redeemed by cash	200.93
Balance December 31, 1956	\$25,468.97

Property Acquired by Deed or Foreclosure	
Balance January 1, 1956	\$44,620.21
Sale for cash	12,720.00
Balance December 31, 1956	\$45,020.21

CAPITAL DEBT, DECEMBER 31, 1956

Gross Debt	
School debt	\$923,000.00
Self-liquidating debt ..	271,000.00
Other capital debt ..	717,864.00

TOTAL GROSS DEBT	\$1,911,864.00
Per Capita Gross Debt	\$296.41

Deductions for	
School debt	\$702,033.00
Self-liquidating debt ..	271,000.00
Other capital debt ..	8,603.00

TOTAL DEDUCTIONS	981,636.00
NET DEBT	\$930,228.00

Average Assessed Valuations	
Real Property 1954-1955-1956..	\$11,700,547.00
Per Cent of Net Debt	7.95

CURRENT FINANCES DECEMBER 31, 1956

Cash	\$264,654.68
Taxes receivable	13,325.00
Tax title liens	25,468.97
Foreclosed property	45,020.21
Other receivables	15.01
State road aid receivable	34,331.21
Emergencies and deferred charges

TOTAL ASSETS	\$382,815.08
---------------------------	---------------------

Cash liabilities	\$108,621.98
Reserves for receivables	83,829.19
Surplus revenue	190,363.91

TOTAL LIABILITIES AND SURPLUS	\$382,815.08
--	---------------------

NORTH CALDWELL BOROUGH—ESSEX COUNTY

Population Census, 1950—1,781 Land Area 2.9 sq. mi. Net Valuation Taxable \$5,651,800

EXPENDITURES AND REQUIRED PAYMENTS FOR 1956	
General Government	
Administrative and executive	\$11,961.90
Assessment and collection of taxes	13,450.00
Finance Department	2,475.00
Protection to Persons & Property	
Fire	8,223.17
Police	26,839.48
Other
Streets and Roads	
Repairs and maintenance	18,550.00
Street lighting	5,047.54
Sanitation	
Street cleaning
Garbage and ash removal
Sewers	3,548.00
Health and Charities	
Health service	3,924.91
Welfare—public assistance	718.49
Hospitals (aid and maintenance)
Other
Recreation	
Beaches and boardwalks
Parks and playgrounds
Other
Educational	
(Exclusive of school districts)
Unclassified Purposes	
(Including contingent)	1,500.00
SUB-TOTAL—Municipal functions..	\$96,238.49

Tax rate	\$5.45
Local school tax rate	3.35
County tax rate	2.01
Local purpose tax rate	0.09
TAXES	
Local school tax ...	\$189,513.35
County taxes	113,770.47
Special district taxes
Local purpose levy	4,435.72
Total tax levy (tax duplicate) ..	\$307,719.54
Per Capita Total Tax Levy	\$172.78
Current	
1956 taxes levied (total)	\$330,460.75
Collected in 1956	323,464.04
Per cent of levy collected in 1956 ...	97.88
Transferred to liens	594.05
Cancelled, abated or adjusted	697.60
Outstanding December 31, 1956 ..	\$5,705.06
All Prior Years Outstanding	
Balance January 1, 1956	\$5,587.85
Collected in 1956	5,120.00
Balance December 31, 1956	\$244.12
Tax Title Liens Outstanding	
Balance January 1, 1956	\$9,650.95
Redeemed by cash	1,686.02
Balance December 31, 1956	628.31
Property Acquired by Deed or Foreclosure	
Balance January 1, 1956	\$24,200.00
Sale for cash	1,350.00
Balance December 31, 1956	\$31,700.00

Per Capita—Municipal functions	\$54.04
Capital imp'ts and capital imp't fund	\$1,500.00
Debt Service	
Principal payments
Interest payments ..	\$150.00
Total	150.00
Per Capita Debt Service	\$0.08
Deferred Charges and Statutory Expenditures	
Emergencies
Other deferred chgs. ..	\$17,122.13
Total	17,122.13
TOTAL—Municipal expenditures ...	\$115,010.62
Required Payments for Local School, County, and Special District Taxes	
	303,283.82
TOTAL EXPENDITURES AND REQUIRED PAYMENTS	\$418,294.44
Reserve for uncollected taxes	\$26,141.42
GRAND TOTAL—Budget	\$444,435.86

CAPITAL DEBT, DECEMBER 31, 1956	
Gross Debt	
School debt	\$420,000.00
Self-liquidating debt ..	78,000.00
Other capital debt ..	88,200.00
TOTAL GROSS DEBT	\$586,200.00
Per Capita Gross Debt	\$329.14
Deductions for	
School debt	\$293,910.00
Self-liquidating debt ..	78,000.00
Other capital debt ..	24,034.00
TOTAL DEDUCTIONS	395,944.00
NET DEBT	\$190,256.00
Average Assessed Valuations	
Real Property 1954-1955-1956..	\$4,898,500.00
Per Cent of Net Debt	3.88

RECEIPTS AND REVENUES REALIZED IN 1956 TO MEET EXPENDITURES AND REQUIRED PAYMENTS	
Surplus revenue appropriated ..	\$80,099.32
Miscellaneous revenues realized ..	58,004.10
State aid revenues realized	3,017.00
Delinquent taxes including
liens—1956 collections	6,806.02
Current taxes—1956 collections..	323,464.04
Emergency borrowings
TOTAL RECEIPTS AND REVENUES REALIZED	\$471,390.48

CURRENT FINANCES DECEMBER 31, 1956	
Cash	\$202,893.63
Taxes receivable	5,949.18
Tax title liens	628.31
Foreclosed property	31,700.00
Other receivables	5,548.00
State road aid receivable	1,746.79
Emergencies and deferred charges ..	5,000.00
TOTAL ASSETS	\$253,465.91
Cash liabilities	\$129,627.12
Reserves for receivables	43,825.49
Surplus revenue	80,013.30
TOTAL LIABILITIES AND SURPLUS	\$253,465.91

CAPITAL OUTLAY—1956	
Beaches and boardwalks
Buildings and equipment	\$17,000.00
Parks and playgrounds
Sewers	\$23.05
Streets, roads and bridges	24,191.28
Water supply	7,919.34
Other	130.76

NORTHFIELD CITY—ATLANTIC COUNTY

Population Census, 1950—3,498

Land Area 5.6 sq. mi.

Net Valuation Taxable \$1,983,655

EXPENDITURES AND REQUIRED PAYMENTS FOR 1956	
General Government	
Administrative and executive	\$15,775.20
Assessment and collection of taxes	7,917.30
Finance Department	1,138.10
Protection to Persons & Property	
Fire	17,525.23
Police	20,585.64
Other
Streets and Roads	
Repairs and maintenance	19,566.26
Street lighting	8,391.47
Sanitation	
Street cleaning
Garbage and ash removal	750.00
Sewers
Health and Charities	
Health service	1,675.00
Welfare—public assistance	600.00
Hospitals (aid and maintenance)	1,000.00
Other	500.00
Recreation	
Beaches and boardwalks
Parks and playgrounds
Other	2,532.40
Educational	
(Exclusive of school districts) ..	475.00
Unclassified Purposes	
(Including contingent)	800.00
SUB-TOTAL—Municipal functions..	\$99,231.60
Per Capita—Municipal functions	\$28.37
Capital imp'ts and capital imp't fund	\$18,726.59
Debt Service	
Principal payments ..	\$13,000.00
Interest payments ..	9,979.50
Total	*22,979.50
Per Capita Debt Service	\$6.57
Deferred Charges and Statutory Expenditures	
Emergencies	\$16,000.00
Other deferred chgs.	4,106.60
Total	20,106.60
TOTAL—Municipal expenditures ..	\$161,044.29
Required Payments for Local School, County, and Special District Taxes	
	148,280.52
TOTAL EXPENDITURES AND REQUIRED PAYMENTS	\$309,324.81
Reserve for uncollected taxes	\$27,735.85
GRAND TOTAL—Budget	\$337,060.66
RECEIPTS AND REVENUES REALIZED IN 1956 TO MEET EXPENDITURES AND REQUIRED PAYMENTS	
Surplus revenue appropriated ..	\$49,000.00
Miscellaneous revenues realized.	83,616.68
State aid revenues realized	12,207.17
Delinquent taxes including	
liens—1956 collections	15,111.28
Current taxes—1956 collections..	205,218.41
Emergency borrowings
TOTAL RECEIPTS AND REVENUES REALIZED	\$365,153.54

CAPITAL OUTLAY—1956

Beaches and boardwalks
Buildings and equipment	\$21,491.73
Parks and playgrounds
Sewers
Streets, roads and bridges	10,450.18
Water supply
Other

Tax rate	\$10.70
Local school tax rate	5.46
County tax rate	2.76
Local purpose tax rate	2.48

TAXES

Local school tax ...	\$108,349.52	
County taxes	54,839.00	
Special district taxes	
Local purpose levy	49,046.55	\$163,188.52
Total tax levy (tax duplicate) ..	\$212,235.07	

Per Capita Total Tax Levy	\$60.67
--	----------------

Current	
1956 taxes levied (total)	\$219,935.16
Collected in 1956	205,218.41
Per cent of levy collected in 1956 ...	93.30
Transferred to liens	652.85
Cancelled, abated or adjusted	2,277.86
Outstanding December 31, 1956 ..	\$11,786.04

All Prior Years Outstanding	
Balance January 1, 1956	\$15,101.23
Collected in 1956	14,800.98
Balance December 31, 1956	\$49.11

Tax Title Liens Outstanding	
Balance January 1, 1956	\$7,957.87
Redeemed by cash	310.30
Balance December 31, 1956	\$2,323.33

Property Acquired by Deed or Foreclosure	
Balance January 1, 1956	\$32,086.00
Sale for cash	43,260.00
Balance December 31, 1956	\$29,683.00

CAPITAL DEBT, DECEMBER 31, 1956

Gross Debt	
School debt	\$82,000.00
Self-liquidating debt.
Other capital debt ..	196,500.00
TOTAL GROSS DEBT	\$278,500.00
Per Capita Gross Debt	\$70.62

Deductions for	
School debt ..	\$82,000.00
Self-liquidating debt.
Other capital debt
TOTAL DEDUCTIONS	82,000.00
NET DEBT	\$196,500.00

Average Assessed Valuations	
Real Property 1954-1955-1956..	\$1,683,944.00
Per Cent of Net Debt	11.66

CURRENT FINANCES DECEMBER 31, 1956

Cash	\$89,664.57
Taxes receivable	11,835.15
Tax title liens	2,323.33
Foreclosed property	29,683.00
Other receivables
State road aid receivable	4,931.73
Emergencies and deferred charges ..	5,300.00
TOTAL ASSETS	\$143,737.78

Cash liabilities	\$16,977.77
Reserves for receivables	43,841.48
Surplus revenue	82,918.53
TOTAL LIABILITIES AND SURPLUS	\$143,737.78

* Includes \$6,908.00 Chapter VI School Debt Service.

NORTH HALEDON BOROUGH—PASSAIC COUNTY

Population Census, 1950—3,550 Land Area 3.4 sq. mi. Net Valuation Taxable \$6,032,450

EXPENDITURES AND RE-REQUIRED PAYMENTS FOR 1956	
General Government	
Administrative and executive	\$19,924.00
Assessment and collection of taxes	5,326.00
Finance Department
Protection to Persons & Property	
Fire	9,025.00
Police	31,102.00
Other
Streets and Roads	
Repairs and maintenance	24,613.00
Street lighting	3,255.00
Sanitation	
Street cleaning
Garbage and ash removal	12,900.00
Sewers
Health and Charities	
Health service	5,990.00
Welfare—public assistance	150.00
Hospitals (aid and maintenance)
Other
Recreation	
Beaches and boardwalks
Parks and playgrounds	8,000.00
Other
Educational	
(Exclusive of school districts) ..	625.00
Unclassified Purposes	
(Including contingent)	2,300.00
SUB-TOTAL—Municipal functions..	\$123,210.00
Per Capita—Municipal functions	
Capital imp'ts and capital imp't fund	\$6,000.00
Debt Service	
Principal payments
Interest payments
Total
Per Capita Debt Service	
Deferred Charges and Statutory Expenditures	
Emergencies
Other deferred chgs.	\$23,713.40
Total	23,713.40
TOTAL—Municipal expenditures ...	\$152,923.40
Required Payments for Local School, County, and Special District Taxes	
	340,291.55
TOTAL EXPENDITURES AND RE-REQUIRED PAYMENTS	\$493,214.95
Reserve for uncollected taxes	\$30,076.60
GRAND TOTAL—Budget	\$523,291.55
RECEIPTS AND REVENUES REALIZED IN 1956 TO MEET EXPENDITURES AND RE-REQUIRED PAYMENTS	
Surplus revenue appropriated ..	\$36,000.00
Miscellaneous revenues realized ..	52,108.79
State aid revenues realized	8,136.00
Delinquent taxes including	
Liens—1956 collections	13,823.05
Current taxes—1956 collections..	424,739.52
Emergency borrowings
TOTAL RECEIPTS AND REVENUES REALIZED	\$534,807.36
CAPITAL OUTLAY—1956	
Beaches and boardwalks
Buildings and equipment	\$50,046.54
Parks and playgrounds
Sewers
Streets, roads and bridges	42,302.55
Water supply
Other

Tax rate	\$7.33
Local school tax rate	3.91
County tax rate	1.73
Local purpose tax rate	1.69
TAXES	
Local school tax ...	\$235,849.02
County taxes	104,442.53
Special district taxes
Local purpose levy	\$340,291.55
Total tax levy (tax duplicate) ..	\$441,791.55
Per Capita Total Tax Levy	\$124.45
Current	
1956 taxes levied (total)	\$447,399.04
Collected in 1956	424,739.52
Per cent of levy col-lected in 1956 ...	94.93
Transferred to liens
Cancelled, abated or adjusted
Outstanding December 31, 1956 ..	\$22,659.52
All Prior Years Outstanding	
Balance January 1, 1956	\$17,219.47
Collected in 1956	13,823.05
Balance December 31, 1956	\$3,396.63
Tax Title Liens Outstanding	
Balance January 1, 1956
Redeemed by cash
Balance December 31, 1956
Property Acquired by Deed or Foreclosure	
Balance January 1, 1956	\$4,250.00
Sale for cash	214.58
Balance December 31, 1956	\$4,035.42
CAPITAL DEBT, DECEMBER 31, 1956	
Gross Debt	
School debt	\$251,000.00
Self-liquidating debt
Other capital debt ..	149,200.00
TOTAL GROSS DEBT	\$400,200.00
Per Capita Gross Debt	
	\$112.73
Deductions for	
School debt	\$251,000.00
Self-liquidating debt
Other capital debt
TOTAL DEDUCTIONS	251,000.00
NET DEBT	\$149,200.00
Average Assessed Valuations	
Real Property 1954-1955-1956..	\$5,466,250.00
Per Cent of Net Debt	2.72
CURRENT FINANCES DECEMBER 31, 1956	
Cash	\$116,500.89
Taxes receivable	26,056.15
Tax title liens
Foreclosed property	4,035.42
Other receivables	128,503.64
State road aid receivable	7,042.53
Emergencies and deferred charges
TOTAL ASSETS	\$282,138.63
Cash liabilities	\$50,399.75
Reserves for receivables	158,595.21
Surplus revenue	73,143.67
TOTAL LIABILITIES AND SURPLUS	\$282,138.63

NORTH HANOVER TOWNSHIP—BURLINGTON COUNTY

Population Census, 1950—1,155

Land Area 16.94 sq. mi.

Net Valuation Taxable \$548,205

EXPENDITURES AND REQUIRED PAYMENTS FOR 1956	
General Government	
Administrative and executive	\$4,201.27
Assessment and collection of taxes	1,428.26
Finance Department	162.00
Protection to Persons & Property	
Fire	600.00
Police	1,042.87
Other
Streets and Roads	
Repairs and maintenance	10,091.89
Street lighting	963.23
Sanitation	
Street cleaning
Garbage and ash removal
Sewers
Health and Charities	
Health service	206.20
Welfare—public assistance	1,778.00
Hospitals (aid and maintenance)
Other
Recreation	
Beaches and boardwalks
Parks and playgrounds
Other
Educational (Exclusive of school districts) ..	
.....
Unclassified Purposes (Including contingent)	
.....
SUB-TOTAL—Municipal functions..	\$20,473.72
Per Capita—Municipal functions	
.....	\$17.73
Capital imp'ts and capital imp't fund
Debt Service	
Principal payments
Interest payments
Total
Per Capita Debt Service	
.....
Deferred Charges and Statutory Expenditures	
Emergencies
Other deferred chgs.	\$113.60
Total	\$113.60
TOTAL—Municipal expenditures ...	\$20,587.32
Required Payments for Local School, County, and Special District Taxes	
.....	64,393.88
TOTAL EXPENDITURES AND REQUIRED PAYMENTS	\$84,981.20
Reserve for uncollected taxes	\$18,356.00
GRAND TOTAL—Budget	\$103,337.20
RECEIPTS AND REVENUES REALIZED IN 1956 TO MEET EXPENDITURES AND REQUIRED PAYMENTS	
Surplus revenue appropriated ..	\$8,550.00
Miscellaneous revenues realized, State aid revenues realized	37,637.70
.....	6,240.00
Delinquent taxes including
Liens—1956 collections	11,197.18
Current taxes—1956 collections..	48,957.96
Emergency borrowings
TOTAL RECEIPTS AND REVENUES REALIZED	\$112,582.84
CAPITAL OUTLAY—1956	
Beaches and boardwalks
Buildings and equipment
Parks and playgrounds
Sewers
Streets, roads and bridges
Water supply
Other

Tax rate	\$11.76
Local school tax rate	8.67
County tax rate	3.09
Local purpose tax rate
TAXES	
Local school tax ...	\$47,503.07
County taxes	16,890.81
Special district taxes
Local purpose levy	\$64,393.88
Total tax levy (tax duplicate) ..	\$64,393.88
Per Capita Total Tax Levy	\$55.75
Current	
1956 taxes levied (total)	\$65,313.86
Collected in 1956	48,957.96
Per cent of levy collected in 1956 ...	74.95
Transferred to liens
Cancelled, abated or adjusted	35.28
Outstanding December 31, 1956 ..	\$16,320.62
All Prior Years Outstanding	
Balance January 1, 1956	\$16,092.28
Collected in 1956	11,197.18
Balance December 31, 1956	\$4,895.10
Tax Title Liens Outstanding	
Balance January 1, 1956
Redeemed by cash
Balance December 31, 1956
Property Acquired by Deed or Foreclosure	
Balance January 1, 1956	\$600.00
Sale for cash	2,000.00
Balance December 31, 1956
CAPITAL DEBT, DECEMBER 31, 1956	
Gross Debt	
School debt	\$69,000.00
Self-liquidating debt.
Other capital debt
TOTAL GROSS DEBT	\$69,000.00
Per Capita Gross Debt	\$59.74
Deductions for	
School debt	\$26,783.00
Self-liquidating debt.
Other capital debt
TOTAL DEDUCTIONS	26,783.00
NET DEBT	\$42,217.00
Average Assessed Valuations	
Real Property 1954-1955-1956..	\$446,378.00
Per Cent of Net Debt	9.45
CURRENT FINANCES DECEMBER 31, 1956	
Cash	\$28,103.50
Taxes receivable	21,215.72
Tax title liens
Foreclosed property
Other receivables
State road aid receivable
Emergencies and deferred charges ..	2,724.72
TOTAL ASSETS	\$52,043.94
Cash liabilities	\$218.30
Reserves for receivables	21,215.72
Surplus revenue	30,609.92
TOTAL LIABILITIES AND SURPLUS	\$52,043.94

NORTH PLAINFIELD BOROUGH—SOMERSET COUNTY

Population Census, 1950—12,766 Land Area 2.9 sq. mi. Net Valuation Taxable \$14,854,500

EXPENDITURES AND REQUIRED PAYMENTS FOR 1956	
General Government	
Administrative and executive	\$50,205.00
Assessment and collection of taxes	16,825.00
Finance Department	2,100.00
Protection to Persons & Property	
Fire	114,390.00
Police	143,358.00
Other
Streets and Roads	
Repairs and maintenance	79,317.00
Street lighting	18,500.00
Sanitation	
Street cleaning	4,000.00
Garbage and ash removal
Sewers	26,650.00
Health and Charities	
Health service	11,225.00
Welfare—public assistance	3,350.00
Hospitals (aid and maintenance) ..	4,000.00
Other
Recreation	
Beaches and boardwalks
Parks and playgrounds	14,100.00
Other
Educational	
(Exclusive of school districts) ..	13,000.00
Unclassified Purposes	
(Including contingent)	2,500.00
SUB-TOTAL—Municipal functions..	\$503,520.00
Per Capita—Municipal functions \$39.44	
Capital imp'ts and capital imp't fund	\$105,600.00
Debt Service	
Principal payments .	\$29,500.00
Interest payments ..	9,337.25
Total	38,837.25
Per Capita Debt Service	
\$3.04	
Deferred Charges and Statutory Expenditures	
Emergencies
Other deferred chgs.	\$38,261.83
Total	38,261.83
TOTAL—Municipal expenditures ...	\$686,219.08
Required Payments for Local School, County, and Special District Taxes	
.....	957,475.84
TOTAL EXPENDITURES AND REQUIRED PAYMENTS	\$1,643,694.92
Reserve for uncollected taxes	\$134,965.85
GRAND TOTAL—Budget	\$1,778,660.77
RECEIPTS AND REVENUES REALIZED IN 1956 TO MEET EXPENDITURES AND REQUIRED PAYMENTS	
Surplus revenue appropriated ..	\$180,000.00
Miscellaneous revenues realized.	167,799.22
State aid revenues realized	14,929.68
Delinquent taxes including liens—1956 collections	
60,975.89	
Current taxes—1956 collections..	1,337,706.81
Emergency borrowings
TOTAL RECEIPTS AND REVENUES REALIZED	\$1,761,411.60
CAPITAL OUTLAY—1956	
Beaches and boardwalks
Buildings and equipment
Parks and playgrounds	\$2,952.07
Sewers	1,770.70
Streets, roads and bridges	50,962.94
Water supply
Other	21,000.00

Tax rate	\$9.27
Local school tax rate	5.41
County tax rate	1.04
Local purpose tax rate	2.82
TAXES	
Local school tax ...	\$802,686.38
County taxes	154,789.46
Special district taxes
Local purpose levy	957,475.84
.....	418,986.93
Total tax levy (tax duplicate) ..	\$1,376,462.77
Per Capita Total Tax Levy	
\$107.82	
Current	
1956 taxes levied (total)	\$1,401,890.51
Collected in 1956	1,337,706.81
Per cent of levy collected in 1956 ...	95.42
Transferred to liens	120.51
Cancelled, abated or adjusted	2,435.99
Outstanding December 31, 1956 ..	\$61,627.20
All Prior Years Outstanding	
Balance January 1, 1956	\$64,096.21
Collected in 1956	60,811.47
Balance December 31, 1956	\$2,516.57
Tax Title Liens Outstanding	
Balance January 1, 1956	\$593.19
Redeemed by cash	164.42
Balance December 31, 1956	\$549.28
Property Acquired by Deed or Foreclosure	
Balance January 1, 1956	\$18,956.66
Sale for cash	8,350.00
Balance December 31, 1956	\$16,706.66
CAPITAL DEBT, DECEMBER 31, 1956	
Gross Debt	
School debt	\$1,258,000.00
Self-liquidating debt.
Other capital debt ..	436,900.00
TOTAL GROSS DEBT	\$1,694,900.00
Per Capita Gross Debt	
\$132.77	
Deductions for	
School debt	\$1,083,235.00
Self-liquidating debt.
Other capital debt ..	44,646.00
TOTAL DEDUCTIONS	1,127,881.00
NET DEBT	\$567,019.00
Average Assessed Valuations	
Real Property 1954-1955-1956..	\$13,540,433.00
Per Cent of Net Debt	4.18
CURRENT FINANCES DECEMBER 31, 1956	
Cash	\$318,329.56
Taxes receivable	64,143.77
Tax title liens	549.28
Foreclosed property	16,706.66
Other receivables	5,625.00
State road aid receivable	9,358.70
Emergencies and deferred charges ..	4,200.00
TOTAL ASSETS	\$418,912.97
Cash liabilities	\$57,521.90
Reserves for receivables	87,024.71
Surplus revenue	274,366.36
TOTAL LIABILITIES AND SURPLUS	\$418,912.97

NORTHVALE BOROUGH—BERGEN COUNTY

Population Census, 1950—1,455

Land Area 1.3 sq. mi.

Net Valuation Taxable \$1,730,660

EXPENDITURES AND RE-REQUIRED PAYMENTS FOR 1956	
General Government	
Administrative and executive	\$7,740.00
Assessment and collection of taxes	5,775.00
Finance Department	1,100.00
Protection to Persons & Property	
Fire	10,230.00
Police	16,005.00
Other
Streets and Roads	
Repairs and maintenance	6,850.00
Street lighting	3,105.00
Sanitation	
Street cleaning
Garbage and ash removal
Sewers
Health and Charities	
Health service	2,725.00
Welfare—public assistance	285.00
Hospitals (aid and maintenance)
Other
Recreation	
Beaches and boardwalks
Parks and playgrounds	1,000.00
Other
Educational (Exclusive of school districts)	
Unclassified Purposes (Including contingent)	
	200.00
SUB-TOTAL—Municipal functions..	\$55,015.00
Per Capita—Municipal functions	\$37.81
Capital imp'ts and capital imp't fund	\$2,000.00
Debt Service	
Principal payments
Interest payments	\$300.00
Total	300.00
Per Capita Debt Service	
	\$0.21
Deferred Charges and Statutory Expenditures	
Emergencies
Other deferred chgs	\$595.00
Total	595.00
TOTAL—Municipal expenditures	\$57,910.00
Required Payments for Local School, County, and Special District Taxes	
	124,336.42
TOTAL EXPENDITURES AND REQUIRED PAYMENTS	\$182,246.42
Reserve for uncollected taxes	\$11,021.23
GRAND TOTAL—Budget	\$193,267.65
RECEIPTS AND REVENUES REALIZED IN 1956 TO MEET EXPENDITURES AND REQUIRED PAYMENTS	
Surplus revenue appropriated	\$16,000.00
Miscellaneous revenues realized	45,468.39
State aid revenues realized	1,317.00
Delinquent taxes including liens—1956 collections	
	5,108.81
Current taxes—1956 collections	148,250.20
Emergency borrowings
TOTAL RECEIPTS AND REVENUES REALIZED	\$216,144.40

Tax rate	\$8.81
Local school tax rate	6.04
County tax rate	1.15
Local purpose tax rate	1.62
TAXES	
Local school tax	\$104,458.08
County taxes	19,878.34
Special district taxes
Local purpose levy	\$124,336.42
Total tax levy (tax duplicate)	\$152,329.42
Per Capita Total Tax Levy	
	\$104.69
Current	
1956 taxes levied (total)	\$154,536.58
Collected in 1956	148,250.20
Per cent of levy collected in 1956	95.93
Transferred to liens	206.15
Cancelled, abated or adjusted	88.80
Outstanding December 31, 1956	\$5,991.43
All Prior Years Outstanding	
Balance January 1, 1956	\$5,190.85
Collected in 1956	5,108.81
Balance December 31, 1956	\$11.71
Tax Title Liens Outstanding	
Balance January 1, 1956	\$5,495.45
Redeemed by cash	17,760.00
Balance December 31, 1956	\$3,828.51
Property Acquired by Deed or Foreclosure	
Balance January 1, 1956	\$11,505.00
Sale for cash	17,760.00
Balance December 31, 1956	\$10,535.00

CAPITAL DEBT, DECEMBER 31, 1956

Gross Debt	
School debt	\$153,498.00
Self-liquidating debt
Other capital debt	49,465.00
TOTAL GROSS DEBT	\$202,963.00
Per Capita Gross Debt	
	\$139.49
Deductions for	
School debt	\$153,498.00
Self-liquidating debt
Other capital debt	145.00
TOTAL DEDUCTIONS	153,643.00
NET DEBT	\$49,320.00

Average Assessed Valuations	
Real Property 1954-1955-1956	\$1,568,168.00
Per Cent of Net Debt	3.14

CURRENT FINANCES DECEMBER 31, 1956

Cash	\$118,434.56
Taxes receivable	6,003.14
Tax title liens	3,828.51
Foreclosed property	10,535.00
Other receivables	34,193.93
State road aid receivable
Emergencies and deferred charges
TOTAL ASSETS	\$172,995.14
Cash liabilities	\$10,585.88
Reserves for receivables	54,560.58
Surplus revenue	107,848.68
TOTAL LIABILITIES AND SURPLUS	\$172,995.14

CAPITAL OUTLAY—1956

Beaches and boardwalks
Buildings and equipment
Parks and playgrounds
Sewers
Streets, roads and bridges	\$15,601.33
Water supply
Other

NORTH WILDWOOD CITY—CAPE MAY COUNTY

Population Census, 1950—3,158 Land Area 1.8 sq. mi. Net Valuation Taxable \$8,476,220

EXPENDITURES AND REQUIRED PAYMENTS FOR 1956	
General Government	
Administrative and executive	\$72,760.44
Assessment and collection of taxes	21,550.00
Finance Department
Protection to Persons & Property	
Fire	40,662.49
Police	107,827.07
Other
Streets and Roads	
Repairs and maintenance	80,000.00
Street lighting	23,000.00
Sanitation	
Street cleaning
Garbage and ash removal	30,209.00
Sewers	44,300.00
Health and Charities	
Health service	6,050.00
Welfare—public assistance	500.00
Hospitals (aid and maintenance)
Other
Recreation	
Beaches and boardwalks
Parks and playgrounds
Other	10,500.00
Educational	
(Exclusive of school districts)
Unclassified Purposes	
(Including contingent)	1,000.00
SUB-TOTAL—Municipal functions..	\$438,359.00
Per Capita—Municipal functions	
Capital imp'ts and capital imp't fund	\$138.81
Debt Service	\$65,000.00
Principal payments ..	\$138,000.00
Interest payments ..	31,875.00
Total	*169,875.00
Per Capita Debt Service	
Deferred Charges and Statutory Expenditures	\$53.79
Emergencies
Other deferred chgs. ..	\$21,149.24
Total	21,149.24
TOTAL—Municipal expenditures ...	\$694,383.24
Required Payments for Local School, County, and Special District Taxes	
Total	232,263.13
TOTAL EXPENDITURES AND REQUIRED PAYMENTS	\$926,646.37
Reserve for uncollected taxes	\$72,207.34
GRAND TOTAL—Budget	\$998,853.71
RECEIPTS AND REVENUES REALIZED IN 1956 TO MEET EXPENDITURES AND REQUIRED PAYMENTS	
Surplus revenue appropriated ..	\$144,000.00
Miscellaneous revenues realized ..	99,738.20
State aid revenues realized	23,088.00
Delinquent taxes including	
liens—1956 collections	40,857.99
Current taxes—1956 collections..	676,726.62
Emergency borrowings
TOTAL RECEIPTS AND REVENUES REALIZED	\$984,410.81

CAPITAL OUTLAY—1956

Beaches and boardwalks
Buildings and equipment	\$133,170.83
Parks and playgrounds
Sewers
Streets, roads and bridges	102,750.69
Water supply
Other

* Includes \$4,000 Chapter VI School Debt Service.

Tax rate	\$8.43
Local school tax rate	1.45
County tax rate	1.34
Local purpose tax rate	5.64

TAXES

Local school tax ...	\$122,538.35
County taxes	113,724.78
Special district taxes
Local purpose levy	\$236,263.13
Total tax levy (tax duplicate) ..	477,502.58
Per Capita Total Tax Levy	\$226.02

Current	
1956 taxes levied (total)	\$725,698.88
Collected in 1956	676,726.62
Per cent of levy collected in 1956 ...	93.25
Transferred to liens	658.33
Cancelled, abated or adjusted	3,498.98
Outstanding December 31, 1956 ..	\$44,814.95

All Prior Years Outstanding	
Balance January 1, 1956	\$40,780.02
Collected in 1956	40,623.49
Balance December 31, 1956	\$88.90

Tax Title Liens Outstanding	
Balance January 1, 1956	\$9,259.31
Redeemed by cash	234.50
Balance December 31, 1956	\$9,425.54

Property Acquired by Deed or Foreclosure	
Balance January 1, 1956	\$112,076.00
Sale for cash	13,204.00
Balance December 31, 1956	\$109,067.00

CAPITAL DEBT, DECEMBER 31, 1956

Gross Debt	
School debt	\$160,000.00
Self-liquidating debt.
Other capital debt ..	884,651.00
TOTAL GROSS DEBT	\$1,044,651.00
Per Capita Gross Debt	
Total	\$330.80
Deductions for	
School debt	\$160,000.00
Self-liquidating debt.
Other capital debt
TOTAL DEDUCTIONS	160,000.00
NET DEBT	\$884,651.00

Average Assessed Valuations	
Real Property 1954-1955-1956..	\$7,590,017.00
Per Cent of Net Debt	11.65

CURRENT FINANCES DECEMBER 31, 1956

Cash	\$269,485.42
Taxes receivable	44,903.85
Tax title liens	9,425.54
Foreclosed property	109,067.00
Other receivables
State road aid receivable	23,297.34
Emergencies and deferred charges
TOTAL ASSETS	\$456,179.15

Cash liabilities	\$193,769.61
Reserves for receivables	163,396.39
Surplus revenue	99,013.15
TOTAL LIABILITIES AND SURPLUS	\$456,179.15

NORWOOD BOROUGH—BERGEN COUNTY

Population Census, 1950—1,792

Land Area 2.9 sq. mi.

Net Valuation Taxable \$2,669,198

EXPENDITURES AND REQUIRED PAYMENTS FOR 1956

General Government	
Administrative and executive	\$16,290.00
Assessment and collection of taxes	9,585.00
Finance Department	1,100.00
Protection to Persons & Property	
Fire	9,700.00
Police	19,700.00
Other
Streets and Roads	
Repairs and maintenance	8,450.00
Street lighting	3,900.00
Sanitation	
Street cleaning
Garbage and ash removal
Sewers
Health and Charities	
Health service	3,800.00
Welfare—public assistance	375.00
Hospitals (aid and maintenance)
Other
Recreation	
Beaches and boardwalks
Parks and playgrounds
Other
Educational (Exclusive of school districts) ..	
	1,492.00
Unclassified Purposes (Including contingent)	
	350.00
SUB-TOTAL—Municipal functions..	\$74,742.00

Per Capita—Municipal functions	\$41.71
Capital imp'ts and capital imp't fund	\$38,500.00
Debt Service	
Principal payments
Interest payments
Total

Per Capita Debt Service	
Deferred Charges and Statutory Expenditures	
Emergencies	\$1,500.00
Other deferred chgs.	1,800.00
Total	3,300.00

TOTAL—Municipal expenditures ..	116,542.00
Required Payments for Local School, County, and Special District Taxes	186,424.70

TOTAL EXPENDITURES AND REQUIRED PAYMENTS	\$302,966.70
Reserve for uncollected taxes	\$59,053.92
GRAND TOTAL—Budget	\$362,020.62

RECEIPTS AND REVENUES REALIZED IN 1956 TO MEET EXPENDITURES AND REQUIRED PAYMENTS	
Surplus revenue appropriated ..	\$80,000.00
Miscellaneous revenues realized ..	91,381.44
State aid revenues realized	12,530.00
Delinquent taxes including	
liens—1956 collections	36,322.24
Current taxes—1956 collections ..	214,578.01
Emergency borrowings
TOTAL RECEIPTS AND REVENUES REALIZED	\$434,811.69

CAPITAL OUTLAY—1956

Beaches and boardwalks
Buildings and equipment
Parks and playgrounds
Sewers
Streets, roads and bridges
Water supply
Other

Tax rate	\$8.61
Local school tax rate	5.94
County tax rate	1.05
Local purpose tax rate	1.62

TAXES

Local school tax ...	\$158,457.89	
County taxes	27,966.81	
Special district taxes	
Local purpose levy	\$186,424.70
		43,161.95
Total tax levy (tax duplicate)	\$229,586.65
Per Capita Total Tax Levy	\$128.12	

Current	
1956 taxes levied (total)	\$236,892.59
Collected in 1956	214,578.01
Per cent of levy collected in 1956 ..	90.58
Transferred to liens	7,096.49
Cancelled, abated or adjusted	86.10
Outstanding December 31, 1956 ..	\$15,131.99

All Prior Years Outstanding	
Balance January 1, 1956	\$16,517.59
Collected in 1956	16,405.77
Balance December 31, 1956	\$58.60

Tax Title Liens Outstanding	
Balance January 1, 1956	\$189,842.64
Redeemed by cash	19,916.47
Balance December 31, 1956	\$96,303.48

Property Acquired by Deed or Foreclosure	
Balance January 1, 1956	\$84,890.00
Sale for cash	21,200.00
Balance December 31, 1956	\$126,650.00

CAPITAL DEBT, DECEMBER 31, 1956

Gross Debt	
School debt	\$615,446.00
Self-liquidating debt
Other capital debt
TOTAL GROSS DEBT	\$615,446.00
Per Capita Gross Debt	\$343.44

Deductions for	
School debt	\$366,865.00
Self-liquidating debt
Other capital debt
TOTAL DEDUCTIONS	366,865.00
NET DEBT	\$248,581.00

Average Assessed Valuations	
Real Property 1954-1955-1956 ..	\$2,323,643.00
Per Cent of Net Debt	10.69

CURRENT FINANCES DECEMBER 31, 1956

Cash	\$177,665.86
Taxes receivable	15,190.59
Tax title liens	96,303.48
Foreclosed property	126,650.00
Other receivables	22.20
State road aid receivable	10,000.00
Emergencies and deferred charges
TOTAL ASSETS	\$425,832.13

Cash liabilities	\$31,345.37
Reserves for receivables	238,166.27
Surplus revenue	156,320.49
TOTAL LIABILITIES AND SURPLUS	\$425,832.13

NUTLEY TOWN—ESSEX COUNTY

Population Census, 1950—26,992 Land Area 3.4 sq. mi. Net Valuation Taxable \$44,007,008

EXPENDITURES AND REQUIRED PAYMENTS FOR 1956	
General Government	
Administrative and executive	\$140,680.08
Assessment and collection of taxes ..	38,000.00
Finance Department	24,807.62
Protection to Persons & Property	
Fire	102,117.72
Police	251,141.93
Other
Streets and Roads	
Repairs and maintenance	132,605.56
Street lighting	43,500.00
Sanitation	
Street cleaning
Garbage and ash removal	92,330.00
Sewers	127,389.26
Health and Charities	
Health service	40,475.81
Welfare—public assistance	13,095.00
Hospitals (aid and maintenance) ..	1,000.00
Other	630.29
Recreation	
Beaches and boardwalks
Parks and playgrounds	55,273.90
Other	10,486.14
Educational	
(Exclusive of school districts) ..	62,710.20
Unclassified Purposes	
(Including contingent)	23,165.01
SUB-TOTAL—Municipal functions..	\$1,159,408.52
Per Capita—Municipal functions	\$42.95
Capital imp'ts and capital imp't fund	\$29,867.94
Debt Service	
Principal payments .	\$109,232.85
Interest payments ..	27,379.91
Total	136,612.76
Per Capita Debt Service	\$5.06
Deferred Charges and Statutory Expenditures	
Emergencies	\$3,000.00
Other deferred chgs.	76,140.80
Total	79,140.80
TOTAL—Municipal expenditures ...	\$1,405,030.02
Required Payments for Local School, County, and Special District Taxes	
	2,180,223.60
TOTAL EXPENDITURES AND REQUIRED PAYMENTS	\$3,585,253.62
Reserve for uncollected taxes	\$207,220.26
GRAND TOTAL—Budget	\$3,792,473.88
RECEIPTS AND REVENUES REALIZED IN 1956 TO MEET EXPENDITURES AND REQUIRED PAYMENTS	
Surplus revenue appropriated ..	\$191,337.00
Miscellaneous revenues realized.	428,167.80
State aid revenues realized	17,094.63
Delinquent taxes including	
Liens—1956 collections	63,235.22
Current taxes—1956 collections..	3,097,274.59
Emergency borrowings
TOTAL RECEIPTS AND REVENUES REALIZED	\$3,797,109.24
CAPITAL OUTLAY—1956	
Beaches and boardwalks
Buildings and equipment	\$160,496.97
Parks and playgrounds
Sewers
Streets, roads and bridges	132,030.07
Water supply	5,410.06
Other

Tax rate	\$7.17
Local school tax rate	3.25
County tax rate	1.71
Local purpose tax rate	2.21

TAXES

Local school tax ...	\$1,429,477.72
County taxes	750,745.88
Special district taxes
Local purpose levy	\$2,180,223.60
	979,139.68
Total tax levy (tax duplicate) ..	\$3,159,363.28
Per Capita Total Tax Levy	\$117.05
Current	
1956 taxes levied (total)	\$3,177,123.79
Collected in 1956	3,097,274.59
Per cent of levy collected in 1956 ...	97.48
Transferred to liens	784.62
Cancelled, abated or adjusted ...	8,360.60
Outstanding December 31, 1956 ..	\$70,703.98
All Prior Years Outstanding	
Balance January 1, 1956	\$74,116.83
Collected in 1956	62,276.16
Balance December 31, 1956	\$10,101.79
Tax Title Liens Outstanding	
Balance January 1, 1956	\$5,916.47
Redeemed by cash	959.06
Balance December 31, 1956	\$3,810.54
Property Acquired by Deed or Foreclosure	
Balance January 1, 1956	\$137,109.00
Sale for cash	41,550.00
Balance December 31, 1956	\$125,981.00
CAPITAL DEBT, DECEMBER 31, 1956	
Gross Debt	
School debt	\$2,948,000.00
Self-liquidating debt.	87,705.00
Other capital debt ..	1,005,388.00
TOTAL GROSS DEBT	\$4,041,093.00
Per Capita Gross Debt	\$149.71
Deductions for	
School debt	\$2,948,000.00
Self-liquidating debt.	87,705.00
Other capital debt ..	682.00
TOTAL DEDUCTIONS	3,036,387.00
NET DEBT	\$1,004,706.00
Average Assessed Valuations	
Real Property 1954-1955-1956..	\$40,087,625.00
Per Cent of Net Debt	2.50
CURRENT FINANCES DECEMBER 31, 1956	
Cash	\$580,347.36
Taxes receivable	80,805.77
Tax title liens	3,810.54
Foreclosed property	125,981.00
Other receivables	66,152.91
State road aid receivable	21,369.42
Emergencies and deferred charges ..	1,600.00
TOTAL ASSETS	\$880,067.00
Cash liabilities	\$111,408.50
Reserves for receivables	276,750.22
Surplus revenue	491,908.28
TOTAL LIABILITIES AND SURPLUS	\$880,067.00

OAKLAND BOROUGH—BERGEN COUNTY

Population Census, 1950—1,817 Land Area 9.1 sq. mi. Net Valuation Taxable \$5,381,129

EXPENDITURES AND REQUIRED PAYMENTS FOR 1956	
General Government	
Administrative and executive	\$55,577.25
Assessment and collection of taxes	15,020.00
Finance Department	3,000.00
Protection to Persons & Property	
Fire	19,930.00
Police	35,031.75
Other
Streets and Roads	
Repairs and maintenance	37,087.50
Street lighting	5,490.00
Sanitation	
Street cleaning
Garbage and ash removal
Sewers
Health and Charities	
Health service	8,924.96
Welfare—public assistance	1,600.00
Hospitals (aid and maintenance)
Other
Recreation	
Beaches and boardwalks
Parks and playgrounds
Other	7,992.00
Educational	
(Exclusive of school districts) ..	4,400.00
Unclassified Purposes	
(Including contingent)	1,000.00
SUB-TOTAL—Municipal functions..	\$195,053.46

Per Capita—Municipal functions		\$107.35
Capital imp'ts and capital imp't fund
Debt Service		
Principal payments ..	\$7,000.00	
Interest payments ..	3,968.00	
Total	\$10,968.00	
Per Capita Debt Service		\$6.04
Deferred Charges and Statutory Expenditures		
Emergencies	\$16,250.00	
Other deferred chgs.	8,083.97	
Total	24,333.97	

TOTAL—Municipal expenditures .. **\$230,355.43**

Required Payments for Local School, County, and Special District Taxes **360,578.12**

TOTAL EXPENDITURES AND REQUIRED PAYMENTS **\$590,933.55**

Reserve for uncollected taxes

GRAND TOTAL—Budget **\$638,366.92**

RECEIPTS AND REVENUES REALIZED IN 1956 TO MEET EXPENDITURES AND REQUIRED PAYMENTS	
Surplus revenue appropriated ..	\$62,331.64
Miscellaneous revenues realized.	89,113.32
State aid revenues realized	2,473.00
Delinquent taxes including	
liens—1956 collections	26,028.76
Current taxes—1956 collections..	461,881.61
Emergency borrowings
TOTAL RECEIPTS AND REVENUES REALIZED	\$641,828.33

CAPITAL OUTLAY—1956

Beaches and boardwalks
Buildings and equipment
Parks and playgrounds
Sewers
Streets, roads and bridges	\$23,682.24
Water supply	22,893.79
Other

Tax rate	\$8.79
Local school tax rate	5.63
County tax rate	1.07
Local purpose tax rate	2.09

TAXES

Local school tax ...	\$303,099.96	
County taxes	57,478.16	
Special district taxes	
Local purpose levy	112,276.44	
Total tax levy (tax duplicate) ..	\$472,854.56	

Per Capita Total Tax Levy **\$260.24**

Current	
1956 taxes levied (total)	\$497,901.62
Collected in 1956	461,881.61
Per cent of levy col-lected in 1956 ...	92.76
Transferred to liens	889.95
Cancelled, abated or adjusted ..	2,866.59
Outstanding December 31, 1956 ..	\$32,263.47

All Prior Years Outstanding	
Balance January 1, 1956	\$27,139.32
Collected in 1956	25,776.81
Balance December 31, 1956	\$601.21

Tax Title Liens Outstanding	
Balance January 1, 1956	\$7,380.82
Redeemed by cash	251.95
Balance December 31, 1956	\$8,105.90

Property Acquired by Deed or Foreclosure	
Balance January 1, 1956	\$5,100.00
Sale for cash
Balance December 31, 1956	\$5,100.00

CAPITAL DEBT, DECEMBER 31, 1956

Gross Debt		
School debt	\$899,265.00	
Self-liquidating debt.	378,800.00	
Other capital debt ..	188,125.00	
TOTAL GROSS DEBT	\$1,466,190.00	
Per Capita Gross Debt		\$806.93

Deductions for	
School debt	\$899,265.00
Self-liquidating debt.	378,800.00
Other capital debt
TOTAL DEDUCTIONS	1,278,065.00
NET DEBT	\$188,125.00

Average Assessed Valuations	
Real Property 1954-1955-1956..	\$4,399,119.00
Per Cent of Net Debt	4.27

CURRENT FINANCES DECEMBER 31, 1956

Cash	\$116,980.90
Taxes receivable	32,864.68
Tax title liens	8,105.90
Foreclosed property	5,100.00
Other receivables	885.66
State road aid receivable	7,419.00
Emergencies and deferred charges ..	16,519.70
TOTAL ASSETS	\$187,875.84

Cash liabilities	\$74,532.27
Reserves for receivables	46,956.24
Surplus revenue	66,387.33
TOTAL LIABILITIES AND SURPLUS	\$187,875.84

OAKLYN BOROUGH—CAMDEN COUNTY

Population Census, 1950—4,889

Land Area 0.72 sq. mi.

Net Valuation Taxable \$3,762,333

EXPENDITURES AND REQUIRED PAYMENTS FOR 1956

General Government	
Administrative and executive	\$19,225.00
Assessment and collection of taxes	6,950.00
Finance Department	5,000.00
Protection to Persons & Property	
Fire	8,285.00
Police	34,195.00
Other
Streets and Roads	
Repairs and maintenance	21,400.00
Street lighting	6,000.00
Sanitation	
Street cleaning
Garbage and ash removal	5,100.00
Sewers	14,990.00
Health and Charities	
Health service	560.00
Welfare—public assistance	350.00
Hospitals (aid and maintenance)
Other
Recreation	
Beaches and boardwalks
Parks and playgrounds	1,240.00
Other
Educational (Exclusive of school districts) ..	
.....	2,475.00
Unclassified Purposes (Including contingent)	
.....	400.00
SUB-TOTAL—Municipal functions..	\$126,170.00

Per Capita—Municipal functions	\$25.81
Capital imp'ts and capital imp't fund	\$31,700.00
Debt Service	
Principal payments ..	\$33,000.00
Interest payments ..	4,990.00
Total	37,990.00
Per Capita Debt Service	
.....	\$7.77
Deferred Charges and Statutory Expenditures	
Emergencies
Other deferred chgs.	\$7,400.00
Total	7,400.00
TOTAL—Municipal expenditures ...	\$203,260.00

Required Payments for Local School, County, and Special District Taxes	267,173.22
TOTAL EXPENDITURES AND REQUIRED PAYMENTS	\$470,433.22
Reserve for uncollected taxes	\$16,915.00
GRAND TOTAL—Budget	\$487,348.22

RECEIPTS AND REVENUES REALIZED IN 1956 TO MEET EXPENDITURES AND REQUIRED PAYMENTS	
Surplus revenue appropriated ..	\$35,000.00
Miscellaneous revenues realized.	70,407.35
State aid revenues realized	10,638.07
Delinquent taxes including	
liens—1956 collections	8,177.51
Current taxes—1956 collections..	353,523.46
Emergency borrowings
TOTAL RECEIPTS AND REVENUES REALIZED	\$477,746.39

CAPITAL OUTLAY—1956	
Beaches and boardwalks
Buildings and equipment
Parks and playgrounds
Sewers
Streets, roads and bridges
Water supply
Other

Tax rate	\$9.64
Local school tax rate	4.88
County tax rate	2.22
Local purpose tax rate	2.54

TAXES	
Local school tax ...	\$183,653.67
County taxes	83,519.55
Special district taxes
Local purpose levy	\$267,173.22
.....	96,975.00
Total tax levy (tax duplicate) ..	\$364,148.22
Per Capita Total Tax Levy	
.....	\$74.48

Current	
1956 taxes levied (total)	\$364,427.78
Collected in 1956	353,523.46
Per cent of levy collected in 1956 ...	97.00
Transferred to liens
Cancelled, abated or adjusted
Outstanding December 31, 1956 ..	\$10,904.32

All Prior Years Outstanding	
Balance January 1, 1956	\$11,174.20
Collected in 1956	8,177.51
Balance December 31, 1956	\$2,996.69

Tax Title Liens Outstanding	
Balance January 1, 1956	\$17.54
Redeemed by cash
Balance December 31, 1956	\$17.54

Property Acquired by Deed or Foreclosure	
Balance January 1, 1956	\$778.00
Sale for cash
Balance December 31, 1956	\$778.00

CAPITAL DEBT, DECEMBER 31, 1956

Gross Debt	
School debt	\$118,100.00
Self-liquidating debt.
Other capital debt ..	233,000.00
TOTAL GROSS DEBT	\$351,100.00
Per Capita Gross Debt	\$71.81

Deductions for	
School debt	\$118,100.00
Self-liquidating debt.
Other capital debt
TOTAL DEDUCTIONS	118,100.00
NET DEBT	\$233,000.00

Average Assessed Valuations	
Real Property 1954-1955-1956..	\$3,488,208.00
Per Cent of Net Debt	6.67

CURRENT FINANCES DECEMBER 31, 1956

Cash	\$169,589.31
Taxes receivable	13,901.01
Tax title liens	17.54
Foreclosed property	778.00
Other receivables	84,265.80
State road aid receivable	14,733.59
Emergencies and deferred charges ..	8,200.00
TOTAL ASSETS	\$291,485.25

Cash liabilities	\$47,077.11
Reserves for receivables	98,962.35
Surplus revenue	145,445.79

TOTAL LIABILITIES AND SURPLUS	\$291,485.25
--	---------------------

OCEAN TOWNSHIP—MONMOUTH COUNTY

Population Census, 1950—6,734

Land Area 11.1 sq. mi.

Net Valuation Taxable \$7,682,591

EXPENDITURES AND REQUIRED PAYMENTS FOR 1956

General Government	
Administrative and executive	\$59,370.00
Assessment and collection of taxes	52,900.00
Finance Department	3,475.00
Protection to Persons & Property	
Fire	600.00
Police	105,370.00
Other
Streets and Roads	
Repairs and maintenance	114,235.00
Street lighting	16,700.00
Sanitation	
Street cleaning
Garbage and ash removal	42,250.00
Sewers
Health and Charities	
Health service	18,550.00
Welfare—public assistance	4,600.00
Hospitals (aid and maintenance).	500.00
Other
Recreation	
Beaches and boardwalks
Parks and playgrounds
Other	3,500.00
Educational	
(Exclusive of school districts) ..	750.00
Unclassified Purposes	
(Including contingent)	3,150.00
SUB-TOTAL—Municipal functions..	\$425,950.00

Per Capita—Municipal functions	
Capital imp'ts and capital imp't fund	\$63.25
Debt Service	\$52,000.00
Principal payments	\$10,500.00
Interest payments ..	992.50
Total	11,492.50
Per Capita Debt Service	
Deferred Charges and Statutory Expenditures	\$1.71
Emergencies	\$5,448.54
Other deferred chgs.	16,276.21
Total	21,724.75
TOTAL—Municipal expenditures . . .	\$511,167.25

Required Payments for Local School, County, and Special District Taxes	690,580.36
---	-------------------

TOTAL EXPENDITURES AND REQUIRED PAYMENTS	\$1,201,747.61
---	-----------------------

Reserve for uncollected taxes	\$146,640.35
GRAND TOTAL—Budget	\$1,348,387.96

RECEIPTS AND REVENUES REALIZED IN 1956 TO MEET EXPENDITURES AND REQUIRED PAYMENTS	
Surplus revenue appropriated	\$95,448.54
Miscellaneous revenues realized.	221,601.67
State aid revenues realized	15,644.00
Delinquent taxes including	
liens—1956 collections	83,683.11
Current taxes—1956 collections..	960,762.76
Emergency borrowings
TOTAL RECEIPTS AND REVENUES REALIZED	\$1,377,140.08

CAPITAL OUTLAY—1956

Beaches and boardwalks
Buildings and equipment
Parks and playgrounds
Sewers
Streets, roads and bridges	\$13,779.46
Water supply	72,335.21
Other

Tax rate	\$12.70
Local school tax rate	5.37
County tax rate	2.49
Local purpose tax rate	4.84

TAXES

Local school tax	\$412,318.98	
County taxes	191,490.33	
Special district taxes	86,771.05	
Local purpose levy		\$690,580.36
		371,614.76
Total tax levy (tax duplicate) ..		\$1,062,195.12

Per Capita Total Tax Levy	\$157.85
--	-----------------

Current	
1956 taxes levied (total)	\$1,065,412.30
Collected in 1956	960,762.76
Per cent of levy collected in 1956	90.17
Transferred to liens	11,936.37
Cancelled, abated or adjusted	10,998.28
Outstanding December 31, 1956 ..	\$81,714.89

All Prior Years Outstanding	
Balance January 1, 1956	\$85,758.46
Collected in 1956	74,860.96
Balance December 31, 1956	\$2,795.09

Tax Title Liens Outstanding	
Balance January 1, 1956	\$106,511.93
Redeemed by cash	8,912.13
Balance December 31, 1956	\$99,425.75

Property Acquired by Deed or Foreclosure	
Balance January 1, 1956	\$102,778.00
Sale for cash	111,047.00
Balance December 31, 1956	\$87,329.00

CAPITAL DEBT, DECEMBER 31, 1956

Gross Debt	
School debt	\$1,450,000.00
Self-liquidating debt.
Other capital debt	243,450.00
TOTAL GROSS DEBT	\$1,693,450.00
Per Capita Gross Debt	\$251.48

Deductions for	
School debt	\$431,628.00
Self-liquidating debt.
Other capital debt
TOTAL DEDUCTIONS	431,628.00
NET DEBT	\$1,261,822.00

Average Assessed Valuations	
Real Property 1954-1955-1956..	\$7,193,803.00
Per Cent of Net Debt	17.54

CURRENT FINANCES DECEMBER 31, 1956

Cash	\$381,084.79
Taxes receivable	84,509.98
Tax title liens	99,425.75
Foreclosed property	87,329.00
Other receivables	4,298.35
State road aid receivable	7,000.00
Emergencies and deferred charges ..	10,000.00
TOTAL ASSETS	\$673,647.87

Cash liabilities	\$60,753.27
Reserves for receivables	275,563.08
Surplus revenue	337,331.52
TOTAL LIABILITIES AND SURPLUS	\$673,647.87

OCEAN TOWNSHIP—OCEAN COUNTY

Population Census, 1950—520 Land Area 20.01 sq. mi. Net Valuation Taxable \$875,142

EXPENDITURES AND REQUIRED PAYMENTS FOR 1956	
General Government	
Administrative and executive	\$9,000.00
Assessment and collection of taxes	4,200.00
Finance Department
Protection to Persons & Property	
Fire	1,000.00
Police	2,130.00
Other
Streets and Roads	
Repairs and maintenance	5,114.44
Street lighting	5,100.00
Sanitation	
Street cleaning
Garbage and ash removal
Sewers
Health and Charities	
Health service	230.00
Welfare—public assistance	1,725.00
Hospitals (aid and maintenance)	50.00
Other	1,000.00
Recreation	
Beaches and boardwalks
Parks and playgrounds
Other
Educational	
(Exclusive of school districts)
Unclassified Purposes	
(Including contingent)	1,000.00
SUB-TOTAL—Municipal functions..	\$30,549.44

Per Capita—Municipal functions	\$58.75
Capital imp'ts and capital imp't fund	\$7,000.00
Debt Service	
Principal payments
Interest payments
Total
Per Capita Debt Service	
Deferred Charges and Statutory Expenditures
Emergencies
Other deferred chgs.	\$700.00
Total	700.00
TOTAL—Municipal expenditures	\$38,249.44

Required Payments for Local School, County, and Special District Taxes	52,894.59
TOTAL EXPENDITURES AND REQUIRED PAYMENTS	\$91,144.03
Reserve for uncollected taxes	\$9,165.66
GRAND TOTAL—Budget	\$100,309.69

RECEIPTS AND REVENUES REALIZED IN 1956 TO MEET EXPENDITURES AND REQUIRED PAYMENTS	
Surplus revenue appropriated	\$13,800.00
Miscellaneous revenues realized	21,578.93
State aid revenues realized	7,933.00
Delinquent taxes including	
liens—1956 collections	6,958.31
Current taxes—1956 collections..	54,509.31
Emergency borrowings
TOTAL RECEIPTS AND REVENUES REALIZED	\$104,779.55

CAPITAL OUTLAY—1956	
Beaches and boardwalks
Buildings and equipment
Parks and playgrounds
Sewers
Streets, roads and bridges
Water supply
Other

Tax rate	\$6.93
Local school tax rate	3.30
County tax rate	2.75
Local purpose tax rate	0.88

TAXES	
Local school tax	\$28,856.34
County taxes	24,038.25
Special district taxes
Local purpose levy	7,715.10
Total tax levy (tax duplicate)	\$60,609.69

Per Capita Total Tax Levy		\$116.56
Current		
1956 taxes levied (total)	\$61,915.43	
Collected in 1956	54,509.31	
Per cent of levy collected in 1956	88.03	
Transferred to liens	318.79	
Cancelled, abated or adjusted	1,308.28	
Outstanding December 31, 1956	\$5,779.05	

All Prior Years Outstanding	
Balance January 1, 1956	\$4,715.06
Collected in 1956	4,572.78
Balance December 31, 1956	\$29.49

Tax Title Liens Outstanding	
Balance January 1, 1956	\$5,993.51
Redeemed by cash	2,385.53
Balance December 31, 1956	\$3,926.77

Property Acquired by Deed or Foreclosure	
Balance January 1, 1956	\$7,635.00
Sale for cash	500.00
Balance December 31, 1956	\$7,610.00

CAPITAL DEBT, DECEMBER 31, 1956

Gross Debt	
School debt	\$70,000.00
Self-liquidating debt.
Other capital debt

TOTAL GROSS DEBT	\$70,000.00
Per Capita Gross Debt	\$134.62

Deductions for	
School debt	\$39,085.00
Self-liquidating debt.
Other capital debt

TOTAL DEDUCTIONS	39,085.00
NET DEBT	\$30,915.00

Average Assessed Valuations	
Real Property 1954-1955-1956..	\$651,420.00
Per Cent of Net Debt	4.74

CURRENT FINANCES DECEMBER 31, 1956

Cash	\$125,226.55
Taxes receivable	5,808.54
Tax title liens	3,926.77
Foreclosed property	7,610.00
Other receivables	31.25
State road aid receivable	9,500.00
Emergencies and deferred charges

TOTAL ASSETS	\$152,103.11
-------------------------------	---------------------

Cash liabilities	\$32,397.26
Reserves for receivables	17,376.56
Surplus revenue	102,329.29

TOTAL LIABILITIES AND SURPLUS	\$152,103.11
--	---------------------

OCEAN CITY—CAPE MAY COUNTY

Population Census, 1950—6,040

Land Area 5.6 sq. mi.

Net Valuation Taxable \$21,505,272

EXPENDITURES AND REQUIRED PAYMENTS FOR 1956	
General Government	
Administrative and executive	\$260,819.75
Assessment and collection of taxes	32,236.60
Finance Department	5,039.94
Protection to Persons & Property	
Fire	252,131.43
Police	247,286.70
Other
Streets and Roads	
Repairs and maintenance	204,589.58
Street lighting	56,500.00
Sanitation	
Street cleaning
Garbage and ash removal	80,746.37
Sewers
Health and Charities	
Health service	26,230.00
Welfare—public assistance	500.00
Hospitals (aid and maintenance)	2,000.00
Other	2,954.50
Recreation	
Beaches and boardwalks	38,377.05
Parks and playgrounds	66,071.35
Other	24,054.39
Educational	
(Exclusive of school districts) ..	30,000.00
Unclassified Purposes	
(Including contingent)	3,804.34
SUB-TOTAL—Municipal functions..	\$1,333,342.00
Per Capita—Municipal functions	
Capital imp'ts and capital imp't fund	\$220.75
Debt Service
Principal payments ..	\$202,000.00
Interest payments ..	35,704.34
Total	*237,704.34
Per Capita Debt Service	
Deferred Charges and Statutory Expenditures	\$39.36
Emergencies
Other deferred chgs.	\$98,510.00
Total	98,510.00
TOTAL—Municipal expenditures ..	\$1,802,556.34
Required Payments for Local School, County, and Special District Taxes	
Total	749,052.24
TOTAL EXPENDITURES AND REQUIRED PAYMENTS	
Total	\$2,551,608.58
Reserve for uncollected taxes	\$150,157.10
GRAND TOTAL—Budget	\$2,701,765.68
RECEIPTS AND REVENUES REALIZED IN 1956 TO MEET EXPENDITURES AND REQUIRED PAYMENTS	
Surplus revenue appropriated ..	\$260,000.00
Miscellaneous revenues realized ..	294,079.33
State aid revenues realized	48,612.00
Delinquent taxes including	
Liens—1956 collections	55,241.51
Current taxes—1956 collections ..	2,114,653.01
Emergency borrowings
TOTAL RECEIPTS AND REVENUES REALIZED	\$2,772,585.85

Tax rate	\$10.10
Local school tax rate	1.90
County tax rate	1.78
Local purpose tax rate	6.42
TAXES	
Local school tax ...	\$407,698.84
County taxes	383,052.24
Special district taxes
Local purpose levy	\$790,751.08
Total tax levy (tax duplicate) ..	1,382,402.60
Total tax levy (tax duplicate) ..	\$2,173,153.68
Per Capita Total Tax Levy	
Total	\$359.79
Current	
1956 taxes levied (total)	\$2,206,502.10
Collected in 1956	2,114,653.01
Per cent of levy collected in 1956 ...	95.83
Transferred to liens	1,206.47
Cancelled, abated or adjusted	25,486.81
Outstanding December 31, 1956 ..	\$65,155.81
All Prior Years Outstanding	
Balance January 1, 1956	\$55,265.99
Collected in 1956	54,249.81
Balance December 31, 1956	\$593.68
Tax Title Liens Outstanding	
Balance January 1, 1956	\$2,378.58
Redeemed by cash	991.70
Balance December 31, 1956	\$2,599.17
Property Acquired by Deed or Foreclosure	
Balance January 1, 1956	\$81,085.50
Sale for cash	9,881.00
Balance December 31, 1956	\$81,085.50

CAPITAL DEBT, DECEMBER 31, 1956

Gross Debt	
School debt	\$233,000.00
Self-liquidating debt
Other capital debt ..	1,108,500.00
TOTAL GROSS DEBT	\$1,341,500.00
Per Capita Gross Debt	
Total	\$222.10
Deductions for	
School debt	\$233,000.00
Self-liquidating debt
Other capital debt
TOTAL DEDUCTIONS	233,000.00
NET DEBT	\$1,108,500.00
Average Assessed Valuations	
Real Property 1954-1955-1956 ..	\$19,094,917.00
Per Cent of Net Debt	5.80

CURRENT FINANCES DECEMBER 31, 1956

Cash	\$1,311,597.97
Taxes receivable	65,749.49
Tax title liens	2,599.17
Foreclosed property	81,085.50
Other receivables	1,120.18
State road aid receivable ..	10,995.60
Emergencies and deferred charges
TOTAL ASSETS	\$1,473,147.91
Cash liabilities	\$808,523.52
Reserves for receivables	150,554.34
Surplus revenue	514,070.05
TOTAL LIABILITIES AND SURPLUS	\$1,473,147.91

CAPITAL OUTLAY—1956

Beaches and boardwalks
Buildings and equipment	\$28,962.00
Parks and playgrounds
Sewers
Streets, roads and bridges	288,192.66
Water supply
Other	750.00

* Includes \$41,698.84 Chapter VI School Debt Service.

OCEAN GATE BOROUGH—OCEAN COUNTY

Population Census, 1950—452

Land Area 0.5 sq. mi.

Net Valuation Taxable \$1,237,400

EXPENDITURES AND RE-REQUIRED PAYMENTS FOR 1956	
General Government	
Administrative and executive	\$16,780.00
Assessment and collection of taxes	8,640.00
Finance Department
Protection to Persons & Property	
Fire	2,400.00
Police	6,925.00
Other
Streets and Roads	
Repairs and maintenance	6,100.00
Street lighting	3,700.00
Sanitation	
Street cleaning
Garbage and ash removal	3,345.00
Sewers
Health and Charities	
Health service	610.00
Welfare—public assistance
Hospitals (aid and maintenance)
Other	700.00
Recreation	
Beaches and boardwalks	10,550.00
Parks and playgrounds
Other	1,375.00
Educational	
(Exclusive of school districts)
Unclassified Purposes	
(Including contingent)
SUB-TOTAL—Municipal functions..	\$61,125.00
Per Capita—Municipal functions	
Capital imp'ts and capital imp't fund	\$135.23
Debt Service	\$13,600.00
Principal payments ..	\$5,000.00
Interest payments ..	500.00
Total	5,500.00
Per Capita Debt Service	\$12.17
Deferred Charges and Statutory Expenditures	
Emergencies
Other deferred chgs.	\$2,516.00
Total	2,516.00
TOTAL—Municipal expenditures ...	\$82,741.00
Required Payments for Local School, County, and Special District Taxes	
	64,046.65
TOTAL EXPENDITURES AND RE-REQUIRED PAYMENTS	\$146,787.65
Reserve for uncollected taxes	\$4,945.84
GRAND TOTAL—Budget	\$151,733.49
RECEIPTS AND REVENUES REALIZED IN 1956 TO MEET EXPENDITURES AND RE-REQUIRED PAYMENTS	
Surplus revenue appropriated ..	\$12,850.00
Miscellaneous revenues realized.	26,421.07
State aid revenues realized	5,416.00
Delinquent taxes including	
Liens—1956 collections	3,435.69
Current taxes—1956 collections..	96,981.69
Emergency borrowings
TOTAL RECEIPTS AND REVENUES REALIZED	\$145,104.45
CAPITAL OUTLAY—1956	
Beaches and boardwalks
Buildings and equipment	\$15,722.76
Parks and playgrounds
Sewers
Streets, roads and bridges
Water supply
Other

Tax rate	\$8.14
Local school tax rate	3.50
County tax rate	1.68
Local purpose tax rate	2.96

TAXES

Local school tax ...	\$43,318.92	
County taxes	20,727.73	
Special district taxes	
Local purpose levy	\$64,046.65
		<u>36,636.84</u>
Total tax levy (tax duplicate) ..		\$100,683.49
Per Capita Total Tax Levy		
		\$222.75

Current	
1956 taxes levied (total)	\$101,938.82
Collected in 1956	96,981.69
Per cent of levy collected in 1956 ...	95.13
Transferred to liens	309.35
Cancelled, abated or adjusted ...	298.74
Outstanding December 31, 1956 ..	<u>\$4,349.04</u>

All Prior Years Outstanding	
Balance January 1, 1956	\$3,465.64
Collected in 1956	3,228.98
Balance December 31, 1956	<u>\$221.76</u>

Tax Title Liens Outstanding	
Balance January 1, 1956	\$1,775.13
Redeemed by cash	266.71
Balance December 31, 1956	<u>\$1,877.77</u>

Property Acquired by Deed or Foreclosure	
Balance January 1, 1956	\$20,050.00
Sale for cash	10,107.50
Balance December 31, 1956	<u>\$18,550.00</u>

CAPITAL DEBT, DECEMBER 31, 1956

Gross Debt	
School debt	\$150,359.00
Self-liquidating debt.	3,000.00
Other capital debt ..	20,000.00
TOTAL GROSS DEBT	\$173,359.00
Per Capita Gross Debt	\$383.54

Deductions for	
School debt	\$150,359.00
Self-liquidating debt.	3,000.00
Other capital debt
TOTAL DEDUCTIONS	153,359.00
NET DEBT	\$20,000.00

Average Assessed Valuations	
Real Property 1954-1955-1956..	\$1,140,043.00
Per Cent of Net Debt	1.75

CURRENT FINANCES DECEMBER 31, 1956

Cash	\$17,086.62
Taxes receivable	4,570.80
Tax title liens	1,877.77
Foreclosed property	18,550.00
Other receivables	5,636.96
State road aid receivable
Emergencies and deferred charges ..	9,000.00
TOTAL ASSETS	\$56,722.15

Cash liabilities	\$7,518.20
Reserves for receivables	30,635.53
Surplus revenue	18,568.42
TOTAL LIABILITIES AND SURPLUS	\$56,722.15

OCEANPORT BOROUGH—MONMOUTH COUNTY

Population Census, 1950—7,588

Land Area 3.1 sq. mi.

Net Valuation Taxable \$4,127,086

EXPENDITURES AND REQUIRED PAYMENTS FOR 1956
General Government

Administrative and executive	\$14,510.00
Assessment and collection of taxes	13,781.21
Finance Department	1,375.00

Protection to Persons & Property

Fire	11,250.00
Police	37,907.00
Other

Streets and Roads

Repairs and maintenance	34,489.00
Street lighting	5,500.00

Sanitation

Street cleaning
Garbage and ash removal	6,000.00
Sewers

Health and Charities

Health service	3,736.00
Welfare—public assistance	785.00
Hospitals (aid and maintenance)
Other

Recreation

Beaches and boardwalks
Parks and playgrounds	2,626.00
Other

Educational

(Exclusive of school districts) ..	75.00
------------------------------------	-------

Unclassified Purposes

(Including contingent)	50.00
------------------------------	-------

SUB-TOTAL—Municipal functions..	\$132,084.21
--	---------------------

Per Capita—Municipal functions

Capital imp'ts and capital imp't fund	\$17.41	\$62,318.79
---------------------------------------	---------	-------------

Debt Service

Principal payments ..	\$3,500.00
Interest payments ..	61.25

Total	3,561.25
--------------------	-----------------

Per Capita Debt

Service	\$0.47
---------------	--------

Deferred Charges and Statutory Expenditures

Emergencies
Other deferred chgs.	\$4,732.00

Total	4,732.00
--------------------	-----------------

TOTAL—Municipal expenditures ...	\$202,696.25
---	---------------------

Required Payments for Local School, County, and Special District Taxes

.....	255,654.90
-------	------------

TOTAL EXPENDITURES AND REQUIRED PAYMENTS	\$458,351.15
---	---------------------

Reserve for uncollected taxes	\$47,747.75
-------------------------------------	-------------

GRAND TOTAL—Budget	\$506,098.90
---------------------------------	---------------------

RECEIPTS AND REVENUES REALIZED IN 1956 TO MEET EXPENDITURES AND REQUIRED PAYMENTS

Surplus revenue appropriated ..	\$70,000.00
Miscellaneous revenues realized.	68,632.72
State aid revenues realized	12,044.00

Delinquent taxes including

Liens—1956 collections	17,356.78
Current taxes—1956 collections..	311,896.19
Emergency borrowings

TOTAL RECEIPTS AND REVENUES REALIZED

.....	\$479,929.69
--------------	---------------------

CAPITAL OUTLAY—1956

Beaches and boardwalks
Buildings and equipment
Parks and playgrounds
Sewers
Streets, roads and bridges
Water supply
Other

Tax rate	\$7.97
Local school tax rate	3.55
County tax rate	2.65
Local purpose tax rate	1.77

TAXES

Local school tax ...	\$146,470.50
County taxes	109,184.40
Special district taxes

Local purpose levy	\$255,654.90
.....	72,900.00

Total tax levy (tax duplicate) ..	\$328,554.90
--	---------------------

Per Capita Total

Tax Levy	\$43.30
-----------------------	----------------

Current

1956 taxes levied (total)	\$332,152.05
Collected in 1956	311,896.19
Per cent of levy collected in 1956 ...	93.90
Transferred to liens
Cancelled, abated or adjusted	45.77
Outstanding December 31, 1956 ..	\$20,210.09

All Prior Years Outstanding

Balance January 1, 1956	\$17,576.68
Collected in 1956	11,261.37
Balance December 31, 1956	\$6,290.43

Tax Title Liens Outstanding

Balance January 1, 1956	\$33,446.66
Redeemed by cash	6,095.41
Balance December 31, 1956	\$27,351.25

Property Acquired by Deed or Foreclosure

Balance January 1, 1956	\$40,835.00
Sale for cash	16,335.00
Balance December 31, 1956	\$34,886.00

CAPITAL DEBT, DECEMBER 31, 1956
Gross Debt

School debt	\$384,000.00
Self-liquidating debt.
Other capital debt

TOTAL GROSS DEBT	\$384,000.00
-------------------------------	---------------------

Per Capita Gross Debt	\$50.61
------------------------------------	----------------

Deductions for

School debt	\$230,621.00
Self-liquidating debt.
Other capital debt

TOTAL DEDUCTIONS	230,621.00
-------------------------------	-------------------

NET DEBT	\$153,379.00
-----------------------	---------------------

Average Assessed Valuations

Real Property 1954-1955-1956..	\$3,843,678.00
Per Cent of Net Debt	3.99

CURRENT FINANCES DECEMBER 31, 1956

Cash	\$284,631.72
Taxes receivable	26,500.52
Tax title liens	27,351.25
Foreclosed property	34,886.00
Other receivables	91.00
State road aid receivable	13,186.49
Emergencies and deferred charges ..	55,000.00

TOTAL ASSETS	\$441,646.98
---------------------------	---------------------

Cash liabilities	\$79,302.85
Reserves for receivables	88,828.77
Surplus revenue	273,515.36

TOTAL LIABILITIES AND SURPLUS	\$441,646.98
--	---------------------

OGDENSBURG BOROUGH—SUSSEX COUNTY

Population Census, 1950—1,169 Land Area 2.1 sq. mi. Net Valuation Taxable \$2,475,384

EXPENDITURES AND REQUIRED PAYMENTS FOR 1956	
General Government	
Administrative and executive	\$8,853.07
Assessment and collection of taxes	1,774.60
Finance Department	1,050.00
Protection to Persons & Property	
Fire	5,200.00
Police	11,176.75
Other
Streets and Roads	
Repairs and maintenance	21,016.00
Street lighting	2,800.00
Sanitation	
Street cleaning
Garbage and ash removal	1,700.00
Sewers
Health and Charities	
Health service	200.00
Welfare—public assistance	850.00
Hospitals (aid and maintenance)
Other
Recreation	
Beaches and boardwalks
Parks and playgrounds	4,184.87
Other
Educational	
(Exclusive of school districts) ..	336.00
Unclassified Purposes	
(Including contingent)	650.00
SUB-TOTAL—Municipal functions..	\$59,791.29
Per Capita—Municipal functions	\$51.15
Capital imp'ts and capital imp't fund	\$15,500.00
Debt Service	
Principal payments
Interest payments
Total
Per Capita Debt Service	
Deferred Charges and Statutory Expenditures
Emergencies
Other deferred chgs.	\$860.00
Total	860.00
TOTAL—Municipal expenditures ...	\$76,151.29
Required Payments for Local School, County, and Special District Taxes	
.....	130,801.70
TOTAL EXPENDITURES AND REQUIRED PAYMENTS	\$206,952.99
Reserve for uncollected taxes	\$12,896.00
GRAND TOTAL—Budget	\$219,848.99
RECEIPTS AND REVENUES REALIZED IN 1956 TO MEET EXPENDITURES AND REQUIRED PAYMENTS	
Surplus revenue appropriated
Miscellaneous revenues realized ..	\$7,464.90
State aid revenues realized	3,864.00
Delinquent taxes including	
liens—1956 collections	5,904.67
Current taxes—1956 collections..	201,010.40
Emergency borrowings
TOTAL RECEIPTS AND REVENUES REALIZED	\$218,243.97
CAPITAL OUTLAY—1956	
Beaches and boardwalks
Buildings and equipment	\$1,282.00
Parks and playgrounds
Sewers
Streets, roads and bridges
Water supply
Other

Tax rate	\$8.41
Local school tax rate	3.37
County tax rate	1.91
Local purpose tax rate	3.13
TAXES	
Local school tax ...	\$83,536.14
County taxes	47,265.56
Special district taxes
Local purpose levy	\$130,801.70
.....	77,238.32
Total tax levy (tax duplicate) ..	\$208,040.02
Per Capita Total Tax Levy	\$177.96
Current	
1956 taxes levied (total)	\$208,388.82
Collected in 1956	201,010.40
Per cent of levy collected in 1956 ...	96.45
Transferred to liens
Cancelled, abated or adjusted ..	201.74
Outstanding December 31, 1956 ..	\$7,176.68
All Prior Years Outstanding	
Balance January 1, 1956	\$8,641.99
Collected in 1956	5,904.67
Balance December 31, 1956	\$2,711.65
Tax Title Liens Outstanding	
Balance January 1, 1956
Redeemed by cash
Balance December 31, 1956
Property Acquired by Deed or Foreclosure	
Balance January 1, 1956	\$100.00
Sale for cash
Balance December 31, 1956	\$100.00
CAPITAL DEBT, DECEMBER 31, 1956	
Gross Debt	
School debt
Self-liquidating debt.
Other capital debt
TOTAL GROSS DEBT
Per Capita Gross Debt
Deductions for	
School debt
Self-liquidating debt.
Other capital debt
TOTAL DEDUCTIONS
NET DEBT
Average Assessed Valuations	
Real Property 1954-1955-1956..	\$2,346,163.00
Per Cent of Net Debt
CURRENT FINANCES DECEMBER 31, 1956	
Cash	\$128,441.36
Taxes receivable	9,888.33
Tax title liens
Foreclosed property	100.00
Other receivables
State road aid receivable	13,500.00
Emergencies and deferred charges ..	1,680.66
TOTAL ASSETS	\$153,610.35
Cash liabilities	\$65,729.88
Reserves for receivables	9,988.33
Surplus revenue	77,892.14
TOTAL LIABILITIES AND SURPLUS	\$153,610.35

OLDMANS TOWNSHIP—SALEM COUNTY

Population Census, 1950—1,657

Land Area 19.4 sq. mi.

Net Valuation Taxable \$1,068,282

EXPENDITURES AND REQUIRED PAYMENTS FOR 1956	
General Government	
Administrative and executive	\$10,950.00
Assessment and collection of taxes	1,900.00
Finance Department	600.00
Protection to Persons & Property	
Fire	3,750.00
Police	6,750.00
Other
Streets and Roads	
Repairs and maintenance	5,975.56
Street lighting	3,000.00
Sanitation	
Street cleaning
Garbage and ash removal
Sewers
Health and Charities	
Health service	1,000.00
Welfare—public assistance	900.00
Hospitals (aid and maintenance)	200.00
Other
Recreation	
Beaches and boardwalks
Parks and playgrounds	100.00
Other
Educational (Exclusive of school districts) ..	
.....
Unclassified Purposes (Including contingent)	
.....	100.00
SUB-TOTAL—Municipal functions..	\$35,225.56

Per Capita—Municipal functions	\$21.26
Capital imp'ts and capital imp't fund	\$7,100.00
Debt Service	
Principal payments
Interest payments
Total
Per Capita Debt Service	
Deferred Charges and Statutory Expenditures	
Emergencies
Other deferred chgs.	\$350.00
Total	350.00

TOTAL—Municipal expenditures	\$42,675.56
---	--------------------

Required Payments for Local School, County, and Special District Taxes	105,437.88
---	-------------------

TOTAL EXPENDITURES AND REQUIRED PAYMENTS	\$148,113.44
---	---------------------

Reserve for uncollected taxes	\$14,394.28
GRAND TOTAL—Budget	\$162,507.72

RECEIPTS AND REVENUES REALIZED IN 1956 TO MEET EXPENDITURES AND REQUIRED PAYMENTS	
Surplus revenue appropriated	\$17,500.00
Miscellaneous revenues realized.	22,863.45
State aid revenues realized	5,908.00
Delinquent taxes including	
liens—1956 collections	8,851.95
Current taxes—1956 collections..	100,011.44
Emergency borrowings
TOTAL RECEIPTS AND REVENUES REALIZED	\$155,134.84

CAPITAL OUTLAY—1956	
Beaches and boardwalks
Buildings and equipment
Parks and playgrounds
Sewers
Streets, roads and bridges
Water supply
Other

Tax rate	\$10.53
Local school tax rate	6.94
County tax rate	2.93
Local purpose tax rate	0.66

TAXES	
Local school tax	\$74,098.69
County taxes	31,339.19
Special district taxes
Local purpose levy	\$105,437.88
.....	7,961.84
Total tax levy (tax duplicate) ..	\$113,399.72
Per Capita Total Tax Levy	\$68.44

Current	
1956 taxes levied (total)	\$113,441.91
Collected in 1956	100,011.44
Per cent of levy collected in 1956	88.16
Transferred to liens
Cancelled, abated or adjusted
Outstanding December 31, 1956 ..	\$13,430.47

All Prior Years Outstanding	
Balance January 1, 1956	\$11,181.56
Collected in 1956	8,851.95
Balance December 31, 1956	\$2,030.72

Tax Title Liens Outstanding	
Balance January 1, 1956
Redeemed by cash
Balance December 31, 1956

Property Acquired by Deed or Foreclosure	
Balance January 1, 1956
Sale for cash
Balance December 31, 1956

CAPITAL DEBT, DECEMBER 31, 1956	
Gross Debt	
School debt	\$115,000.00
Self-liquidating debt.
Other capital debt
TOTAL GROSS DEBT	\$115,000.00
Per Capita Gross Debt	\$69.40

Deductions for	
School debt	\$50,885.00
Self-liquidating debt.
Other capital debt
TOTAL DEDUCTIONS	50,885.00
NET DEBT	\$64,115.00

Average Assessed Valuations	
Real Property 1954-1955-1956..	\$848,075.00
Per Cent of Net Debt	7.56

CURRENT FINANCES DECEMBER 31, 1956	
Cash	\$41,563.35
Taxes receivable	15,461.19
Tax title liens
Foreclosed property
Other receivables	375.51
State road aid receivable	5,429.78
Emergencies and deferred charges ..	53.56
TOTAL ASSETS	\$62,883.39
Cash liabilities	\$7,723.12
Reserves for receivables	15,836.70
Surplus revenue	39,323.57
TOTAL LIABILITIES AND SURPLUS	\$62,883.39

OLD TAPPAN BOROUGH—BERGEN COUNTY

Population Census, 1950—828 Land Area 3.9 sq. mi. Net Valuation Taxable \$2,410,135

EXPENDITURES AND REQUIRED PAYMENTS FOR 1956	
General Government	
Administrative and executive	\$9,475.00
Assessment and collection of taxes	5,675.00
Finance Department
Protection to Persons & Property	
Fire	10,300.00
Police	5,840.00
Other
Streets and Roads	
Repairs and maintenance	5,900.00
Street lighting
Sanitation	
Street cleaning
Garbage and ash removal
Sewers
Health and Charities	
Health service	3,000.00
Welfare—public assistance	100.00
Hospitals (aid and maintenance)	100.00
Other
Recreation	
Beaches and boardwalks
Parks and playgrounds	200.00
Other
Educational	
(Exclusive of school districts) ..	950.00
Unclassified Purposes	
(Including contingent)	500.00
SUB-TOTAL—Municipal functions..	\$42,040.00
Per Capita—Municipal functions	
Capital imp'ts and capital imp't fund	\$50.77
Debt Service	\$7,600.00
Principal payments
Interest payments
Total
Per Capita Debt Service	
Deferred Charges and Statutory Expenditures	
Emergencies
Other deferred chgs. \$10,200.00
Total	10,200.00
TOTAL—Municipal expenditures ...	\$59,840.00
Required Payments for Local School, County, and Special District Taxes	
	216,791.34
TOTAL EXPENDITURES AND REQUIRED PAYMENTS	\$276,631.34
Reserve for uncollected taxes	\$14,940.00
GRAND TOTAL—Budget	\$291,571.34
RECEIPTS AND REVENUES REALIZED IN 1956 TO MEET EXPENDITURES AND REQUIRED PAYMENTS	
Surplus revenue appropriated ..	\$37,500.00
Miscellaneous revenues realized ..	44,942.54
State aid revenues realized	3,780.00
Delinquent taxes including	
Liens—1956 collections	12,509.28
Current taxes—1956 collections..	202,925.48
Emergency borrowings
TOTAL RECEIPTS AND REVENUES REALIZED	\$301,657.30
CAPITAL OUTLAY—1956	
Beaches and boardwalks
Buildings and equipment
Parks and playgrounds
Sewers
Streets, roads and bridges
Water supply
Other

Tax rate	\$9.00
Local school tax rate	7.66
County tax rate	1.34
Local purpose tax rate
TAXES	
Local school tax ...	\$184,548.05
County taxes	32,243.29
Special district taxes
Local purpose levy
Total tax levy (tax duplicate) ..	\$216,791.34
Per Capita Total Tax Levy	\$261.83
Current	
1956 taxes levied (total)	\$222,007.23
Collected in 1956	202,925.48
Per cent of levy collected in 1956 ...	91.40
Transferred to liens	1,777.50
Cancelled, abated or adjusted
Outstanding December 31, 1956 ..	\$17,304.25
All Prior Years Outstanding	
Balance January 1, 1956	\$12,249.54
Collected in 1956	11,925.40
Balance December 31, 1956	\$324.14
Tax Title Liens Outstanding	
Balance January 1, 1956	\$24,343.01
Redeemed by cash	583.88
Balance December 31, 1956	\$16,713.60
Property Acquired by Deed or Foreclosure	
Balance January 1, 1956	\$16,405.00
Sale for cash	180.00
Balance December 31, 1956	\$24,405.00
CAPITAL DEBT, DECEMBER 31, 1956	
Gross Debt	
School debt	\$661,638.00
Self-liquidating debt.
Other capital debt
TOTAL GROSS DEBT	\$661,638.00
Per Capita Gross Debt	
	\$799.08
Deductions for	
School debt	\$303,709.00
Self-liquidating debt.
Other capital debt
TOTAL DEDUCTIONS	303,709.00
NET DEBT	\$357,929.00
Average Assessed Valuations	
Real Property 1954-1955-1956..	\$1,867,853.00
Per Cent of Net Debt	19.16
CURRENT FINANCES DECEMBER 31, 1956	
Cash	\$90,465.67
Taxes receivable	17,628.39
Tax title liens	16,713.60
Foreclosed property	24,405.00
Other receivables	423.79
State road aid receivable
Emergencies and deferred charges ..	69.44
TOTAL ASSETS	\$149,705.89
Cash liabilities	\$20,054.04
Reserves for receivables	59,170.78
Surplus revenue	70,481.07
TOTAL LIABILITIES AND SURPLUS	\$149,705.89

ORADELL BOROUGH—BERGEN COUNTY

Population Census, 1950—3,665

Land Area 2.55 sq. mi.

Net Valuation Taxable \$10,031,378

EXPENDITURES AND REQUIRED PAYMENTS FOR 1956	
General Government	
Administrative and executive	\$46,583.25
Assessment and collection of taxes	18,250.00
Finance Department
Protection to Persons & Property	
Fire	22,275.00
Police	61,730.28
Other
Streets and Roads	
Repairs and maintenance	49,715.00
Street lighting	7,800.00
Sanitation	
Street cleaning
Garbage and ash removal	20,000.00
Sewers	8,000.00
Health and Charities	
Health service	15,900.00
Welfare—public assistance	250.00
Hospitals (aid and maintenance)
Other
Recreation	
Beaches and boardwalks
Parks and playgrounds	850.00
Other	6,665.00
Educational	
(Exclusive of school districts)	15,000.00
Unclassified Purposes	
(Including contingent)	10,750.00
SUB-TOTAL—Municipal functions..	\$283,768.53

Per Capita—Municipal functions	\$77.43
Capital imp'ts and capital imp't fund	\$42,343.90
Debt Service	
Principal payments
Interest payments	\$1,725.00
Total	1,725.00
Per Capita Debt Service	\$0.47
Deferred Charges and Statutory Expenditures	
Emergencies	\$800.00
Other deferred chgs.	28,544.28
Total	29,344.28

TOTAL—Municipal expenditures	\$357,181.71
Required Payments for Local School, County, and Special District Taxes	
	551,037.17
TOTAL EXPENDITURES AND REQUIRED PAYMENTS	\$908,218.88
Reserve for uncollected taxes	\$31,524.97
GRAND TOTAL—Budget	\$939,743.85

RECEIPTS AND REVENUES REALIZED IN 1956 TO MEET EXPENDITURES AND REQUIRED PAYMENTS	
Surplus revenue appropriated	\$89,500.00
Miscellaneous revenues realized	312,606.62
State aid revenues realized	4,187.00
Delinquent taxes including	
Liens—1956 collections	6,236.96
Current taxes—1956 collections.. . . .	787,778.62
Emergency borrowings
TOTAL RECEIPTS AND REVENUES REALIZED	\$1,200,309.20

CAPITAL OUTLAY—1956	
Beaches and boardwalks
Buildings and equipment	\$26,461.23
Parks and playgrounds
Sewers
Streets, roads and bridges	82,734.18
Water supply
Other	3,790.65

Tax rate	\$7.76
Local school tax rate	4.29
County tax rate	1.20
Local purpose tax rate	2.27

TAXES	
Local school tax	\$430,433.33
County taxes	120,603.84
Special district taxes
Local purpose levy	\$551,037.17
	228,677.25
Total tax levy (tax duplicate) ..	\$779,714.42

Per Capita Total Tax Levy	\$212.75
Current	
1956 taxes levied (total)	\$800,788.18
Collected in 1956	787,778.62
Per cent of levy collected in 1956	98.37
Transferred to liens	46.56
Cancelled, abated or adjusted	2,665.56
Outstanding December 31, 1956 ..	\$10,297.44

All Prior Years Outstanding	
Balance January 1, 1956	\$6,523.68
Collected in 1956	6,236.96
Balance December 31, 1956	\$29.19

Tax Title Liens Outstanding	
Balance January 1, 1956	\$420.02
Redeemed by cash
Balance December 31, 1956	\$466.58

Property Acquired by Deed or Foreclosure	
Balance January 1, 1956	\$122,881.50
Sale for cash	210,005.00
Balance December 31, 1956	\$74,878.50

CAPITAL DEBT, DECEMBER 31, 1956

Gross Debt	
School debt	\$2,169,415.00
Self-liquidating debt.
Other capital debt	306,000.00
TOTAL GROSS DEBT	\$2,475,415.00
Per Capita Gross Debt	\$675.42

Deductions for	
School debt	\$2,169,415.00
Self-liquidating debt.
Other capital debt	5,222.00
TOTAL DEDUCTIONS	2,174,637.00
NET DEBT	\$300,778.00

Average Assessed Valuations	
Real Property 1954-1955-1956.. . . .	\$8,748,370.00
Per Cent of Net Debt	3.43

CURRENT FINANCES DECEMBER 31, 1956

Cash	\$519,736.74
Taxes receivable	10,326.63
Tax title liens	466.58
Foreclosed property	74,878.50
Other receivables	181,810.00
State road aid receivable
Emergencies and deferred charges	659.55
TOTAL ASSETS	\$787,878.00

Cash liabilities	\$159,686.47
Reserves for receivables	267,481.71
Surplus revenue	360,709.82
TOTAL LIABILITIES AND SURPLUS	\$787,878.00

ORANGE CITY—ESSEX COUNTY

Population Census, 1950—38,037 Land Area 2.2 sq. mi. Net Valuation Taxable \$49,943,636

EXPENDITURES AND REQUIRED PAYMENTS FOR 1956	
General Government	
Administrative and executive	\$136,270.92
Assessment and collection of taxes	60,795.71
Finance Department	60,363.55
Protection to Persons & Property	
Fire	325,392.00
Police	483,330.11
Other
Streets and Roads	
Repairs and maintenance	83,676.60
Street lighting	59,672.44
Sanitation	
Street cleaning
Garbage and ash removal	182,071.80
Sewers	90,504.38
Health and Charities	
Health service	83,294.96
Welfare—public assistance	65,319.15
Hospitals (aid and maintenance)
Other	6,638.92
Recreation	
Beaches and boardwalks
Parks and playgrounds	80,209.90
Other	15,900.00
Educational	
(Exclusive of school districts)	68,059.61
Unclassified Purposes	
(Including contingent)	12,623.00
SUB-TOTAL—Municipal functions..	\$1,814,123.05

Per Capita—Municipal functions	\$47.69
Capital imp'ts and capital imp't fund	\$26,462.22
Debt Service	
Principal payments	\$201,000.00
Interest payments	67,270.01
Total	*268,270.01
Per Capita Debt Service	
\$7.05	
Deferred Charges and Statutory Expenditures	
Emergencies	\$108,100.00
Other deferred chgs.	193,108.80
Total	301,208.80
TOTAL—Municipal expenditures	\$2,410,064.08

Required Payments for Local School, County, and Special District Taxes	1,945,908.12
TOTAL EXPENDITURES AND REQUIRED PAYMENTS	\$4,355,972.20
Reserve for uncollected taxes	\$269,117.25
GRAND TOTAL—Budget	\$4,625,089.45

RECEIPTS AND REVENUES REALIZED IN 1956 TO MEET EXPENDITURES AND REQUIRED PAYMENTS	
Surplus revenue appropriated	\$158,500.00
Miscellaneous revenues realized.	622,040.18
State aid revenues realized	53,572.54
Delinquent taxes including	
liens—1956 collections	155,918.97
Current taxes—1956 collections.. . . .	3,591,520.45
Emergency borrowings
TOTAL RECEIPTS AND REVENUES REALIZED	\$4,581,552.14

CAPITAL OUTLAY—1956	
Beaches and boardwalks
Buildings and equipment	\$200,000.00
Parks and playgrounds	8,275.00
Sewers
Streets, roads and bridges	35,403.37
Water supply	8,942.20
Other	12,053.03

Tax rate	\$7.54
Local school tax rate	2.87
County tax rate	1.25
Local purpose tax rate	3.42

TAXES	
Local school tax	\$1,435,157.49
County taxes	626,006.88
Special district taxes
Local purpose levy	\$2,061,164.37
	1,712,054.22
Total tax levy (tax duplicate) ..	\$3,773,218.59

Per Capita Total Tax Levy	\$99.20
Current	
1956 taxes levied (total)	\$3,781,154.47
Collected in 1956	3,591,520.45
Per cent of levy collected in 1956	94.98
Transferred to liens	7,700.81
Cancelled, abated or adjusted	20,722.26
Outstanding December 31, 1956	\$161,210.95

All Prior Years Outstanding	
Balance January 1, 1956	\$603,401.78
Collected in 1956	150,019.78
Balance December 31, 1956	\$446,580.76

Tax Title Liens Outstanding	
Balance January 1, 1956	\$71,082.79
Redeemed by cash	5,899.19
Balance December 31, 1956	\$42,940.53

Property Acquired by Deed or Foreclosure	
Balance January 1, 1956	\$55,300.00
Sale for cash	4,200.00
Balance December 31, 1956	\$87,100.00

CAPITAL DEBT, DECEMBER 31, 1956	
Gross Debt	
School debt	\$1,330,500.00
Self-liquidating debt.	286,000.00
Other capital debt	961,900.00
TOTAL GROSS DEBT	\$2,578,400.00
Per Capita Gross Debt	\$67.79

Deductions for	
School debt	\$1,330,500.00
Self-liquidating debt.	286,000.00
Other capital debt	100,228.00
TOTAL DEDUCTIONS	1,716,728.00
NET DEBT	\$861,672.00
Average Assessed Valuations	
Real Property 1954-1955-1956.. . . .	\$44,272,054.00
Per Cent of Net Debt	1.94

CURRENT FINANCES DECEMBER 31, 1956	
Cash	\$364,832.55
Taxes receivable	607,791.71
Tax title liens	42,940.53
Foreclosed property	87,100.00
Other receivables	8,323.31
State road aid receivable	19,316.00
Emergencies and deferred charges	12,478.80
TOTAL ASSETS	\$1,142,782.90
Cash liabilities	\$120,466.46
Reserves for receivables	746,155.55
Surplus revenue	276,160.89
TOTAL LIABILITIES AND SURPLUS	\$1,142,782.90

* Includes \$115,256.25 Chapter VI School Debt Service.

OXFORD TOWNSHIP—WARREN COUNTY

Population Census, 1950—1,489

Land Area 5.7 sq. mi.

Net Valuation Taxable \$756,008

EXPENDITURES AND REQUIRED PAYMENTS FOR 1956

General Government	
Administrative and executive	\$2,727.60
Assessment and collection of taxes	1,780.00
Finance Department	300.00
Protection to Persons & Property	
Fire	1,200.00
Police	4,356.51
Other
Streets and Roads	
Repairs and maintenance	6,350.00
Street lighting	4,755.89
Sanitation	
Street cleaning
Garbage and ash removal	4,450.00
Sewers
Health and Charities	
Health service	675.00
Welfare—public assistance	190.00
Hospitals (aid and maintenance)
Other
Recreation	
Beaches and boardwalks
Parks and playgrounds
Other
Educational	
(Exclusive of school districts) ..	800.00
Unclassified Purposes	
(Including contingent)	50.00
SUB-TOTAL—Municipal functions..	\$27,635.00

Per Capita—Municipal functions	
Capital imp'ts and capital imp't fund	\$15.00
Debt Service	
Principal payments
Interest payments ..	300.00
Total	300.00
Per Capita Debt Service	
	\$0.20
Deferred Charges and Statutory Expenditures	
Emergencies
Other deferred chgs. ..	\$1,016.95
Total	1,016.95

TOTAL—Municipal expenditures ...	\$30,451.95
Required Payments for Local School, County, and Special District Taxes	
	62,600.08
TOTAL EXPENDITURES AND REQUIRED PAYMENTS	\$93,052.03
Reserve for uncollected taxes	\$13,976.45
GRAND TOTAL—Budget	\$107,028.48

RECEIPTS AND REVENUES REALIZED IN 1956 TO MEET EXPENDITURES AND REQUIRED PAYMENTS

Surplus revenue appropriated ..	\$6,000.00
Miscellaneous revenues realized ..	11,025.12
State aid revenues realized	3,169.85
Delinquent taxes including	
Liens—1956 collections	13,140.67
Current taxes—1956 collections..	69,213.53
Emergency borrowings
TOTAL RECEIPTS AND REVENUES REALIZED	\$102,549.17

CAPITAL OUTLAY—1956

Beaches and boardwalks
Buildings and equipment
Parks and playgrounds
Sewers
Streets, roads and bridges	\$6,445.10
Water supply
Other

Tax rate	\$10.56
Local school tax rate	6.47
County tax rate	1.81
Local purpose tax rate	2.28

TAXES

Local school tax ...	\$48,909.22	
County taxes	13,690.86	
Special district taxes	
Local purpose levy	\$62,600.08
		<u>17,214.40</u>
Total tax levy (tax duplicate) ..		<u>\$79,814.48</u>
Per Capita Total Tax Levy		
		\$53.60

Current		
1956 taxes levied (total)		\$80,095.30
Collected in 1956		69,213.53
Per cent of levy collected in 1956 ...	86.41	
Transferred to liens		53.86
Cancelled, abated or adjusted
Outstanding December 31, 1956 ..		<u>\$10,827.91</u>

All Prior Years Outstanding		
Balance January 1, 1956		\$24,247.20
Collected in 1956		13,040.19
Balance December 31, 1956		<u>\$11,081.53</u>

Tax Title Liens Outstanding		
Balance January 1, 1956		\$2,892.88
Redeemed by cash		100.48
Balance December 31, 1956		<u>\$3,024.11</u>

Property Acquired by Deed or Foreclosure		
Balance January 1, 1956
Sale for cash
Balance December 31, 1956		<u>.....</u>

CAPITAL DEBT, DECEMBER 31, 1956

Gross Debt		
School debt	\$28,000.00	
Self-liquidating debt.	
Other capital debt	
TOTAL GROSS DEBT	\$28,000.00	
Per Capita Gross Debt		
		\$18.80

Deductions for		
School debt	\$28,000.00	
Self-liquidating debt.	
Other capital debt	
TOTAL DEDUCTIONS	28,000.00	
NET DEBT	

Average Assessed Valuations		
Real Property 1954-1955-1956..	\$585,545.00	
Per Cent of Net Debt	

CURRENT FINANCES DECEMBER 31, 1956

Cash	\$10,732.88
Taxes receivable	21,909.44
Tax title liens	3,024.11
Foreclosed property
Other receivables	3,851.91
State road aid receivable
Emergencies and deferred charges ..	3.59
TOTAL ASSETS	\$39,521.93
Cash liabilities	\$1,880.53
Reserves for receivables	28,785.46
Surplus revenue	8,855.94
TOTAL LIABILITIES AND SURPLUS	\$39,521.93

PAHAQUARRY TOWNSHIP—WARREN COUNTY

Population Census, 1950—67 Land Area 20.3 sq. mi. Net Valuation Taxable \$167,100

EXPENDITURES AND REQUIRED PAYMENTS FOR 1956	
General Government	
Administrative and executive	\$3,050.00
Assessment and collection of taxes	360.00
Finance Department	200.00
Protection to Persons & Property	
Fire
Police	117.78
Other
Streets and Roads	
Repairs and maintenance	19,704.44
Street lighting
Sanitation	
Street cleaning
Garbage and ash removal
Sewers
Health and Charities	
Health service	30.00
Welfare—public assistance
Hospitals (aid and maintenance)
Other
Recreation	
Beaches and boardwalks
Parks and playgrounds
Other
Educational	
(Exclusive of school districts)
Unclassified Purposes	
(Including contingent)
SUB-TOTAL—Municipal functions..	\$23,462.22
Per Capita—Municipal functions	
Capital imp'ts and capital imp't fund	\$350.18
Debt Service	
Principal payments
Interest payments ..	\$500.00
Total	\$500.00
Per Capita Debt Service	
Service	\$7.46
Deferred Charges and Statutory Expenditures	
Emergencies
Other deferred chgs. ..	\$14,502.07
Total	14,502.07
TOTAL—Municipal expenditures ...	\$38,464.29
Required Payments for Local School, County, and Special District Taxes	
.....	4,531.37
TOTAL EXPENDITURES AND REQUIRED PAYMENTS	\$42,995.66
Reserve for uncollected taxes	\$475.76
GRAND TOTAL—Budget	\$43,471.42
RECEIPTS AND REVENUES REALIZED IN 1956 TO MEET EXPENDITURES AND REQUIRED PAYMENTS	
Surplus revenue appropriated ..	\$14,452.07
Miscellaneous revenues realized ..	12,429.13
State aid revenues realized	12,584.00
Delinquent taxes including	
liens—1956 collections	253.65
Current taxes—1956 collections..	10,357.39
Emergency borrowings
TOTAL RECEIPTS AND REVENUES REALIZED	\$50,076.24

CAPITAL OUTLAY—1956

Beaches and boardwalks
Buildings and equipment
Parks and playgrounds
Sewers
Streets, roads and bridges
Water supply
Other

Tax rate	\$6.33
Local school tax rate	0.60
County tax rate	2.11
Local purpose tax rate	3.62

TAXES

Local school tax ...	\$1,000.00	
County taxes	3,531.37	
Special district taxes	
Local purpose levy	6,043.98	\$4,531.37
Total tax levy (tax duplicate) ..	\$10,575.35	
Per Capita Total Tax Levy		
.....	\$157.84	
Current		
1956 taxes levied (total)		\$10,577.47
Collected in 1956		10,357.39
Per cent of levy collected in 1956 ..	97.91	
Transferred to liens
Cancelled, abated or adjusted
Outstanding December 31, 1956 ..		\$220.08

All Prior Years Outstanding

Balance January 1, 1956	\$261.59
Collected in 1956	253.65
Balance December 31, 1956	\$7.94

Tax Title Liens Outstanding

Balance January 1, 1956
Redeemed by cash
Balance December 31, 1956

Property Acquired by Deed or Foreclosure

Balance January 1, 1956
Sale for cash
Balance December 31, 1956

CAPITAL DEBT, DECEMBER 31, 1956

Gross Debt	
School debt
Self-liquidating debt.
Other capital debt
TOTAL GROSS DEBT
Per Capita Gross Debt	
.....
Deductions for	
School debt
Self-liquidating debt.
Other capital debt
TOTAL DEDUCTIONS
NET DEBT

Average Assessed Valuations

Real Property 1954-1955-1956..	\$164,892.00
Per Cent of Net Debt

CURRENT FINANCES DECEMBER 31, 1956

Cash	\$11,067.96
Taxes receivable	228.02
Tax title liens
Foreclosed property
Other receivables
State road aid receivable	11,569.66
Emergencies and deferred charges
TOTAL ASSETS	\$22,865.64
Cash liabilities	\$7,812.28
Reserves for receivables	228.02
Surplus revenue	14,825.34
TOTAL LIABILITIES AND SURPLUS	\$22,865.64

PALISADES PARK BOROUGH—BERGEN COUNTY

Population Census, 1950—9,635 Land Area 1.3 sq. mi. Net Valuation Taxable \$11,071,988

EXPENDITURES AND RE-REQUIRED PAYMENTS FOR 1956	
General Government	
Administrative and executive	\$41,825.00
Assessment and collection of taxes	10,525.00
Finance Department	2,150.00
Protection to Persons & Property	
Fire	30,800.00
Police	108,000.00
Other
Streets and Roads	
Repairs and maintenance	59,735.00
Street lighting	12,500.00
Sanitation	
Street cleaning
Garbage and ash removal	24,930.00
Sewers	44,071.77
Health and Charities	
Health service	7,040.00
Welfare—public assistance	10,000.00
Hospitals (aid and maintenance)
Other
Recreation	
Beaches and boardwalks
Parks and playgrounds	7,500.00
Other
Educational	
(Exclusive of school districts) ..	8,080.00
Unclassified Purposes	
(Including contingent)	1,316.36
SUB-TOTAL—Municipal functions..	\$368,473.13

Per Capita—Municipal functions	\$38.24
Capital imp'ts and capital imp't fund	\$11,000.00
Debt Service	
Principal payments ..	\$27,000.00
Interest payments ..	7,056.25
Total	34,056.25
Per Capita Debt Service	\$3.53

Deferred Charges and Statutory Expenditures	
Emergencies	\$7,650.00
Other deferred chgs.	17,245.00
Total	24,895.00
TOTAL—Municipal expenditures ...	\$438,424.38

Required Payments for Local School, County, and Special District Taxes	514,891.91
TOTAL EXPENDITURES AND REQUIRED PAYMENTS	\$953,316.29
Reserve for uncollected taxes	\$40,384.23
GRAND TOTAL—Budget	\$993,700.52

RECEIPTS AND REVENUES REALIZED IN 1956 TO MEET EXPENDITURES AND REQUIRED PAYMENTS	
Surplus revenue appropriated ..	\$90,000.00
Miscellaneous revenues realized ..	113,446.82
State aid revenues realized	6,913.00
Delinquent taxes including	
liens—1956 collections	9,845.35
Current taxes—1956 collections..	792,724.51
Emergency borrowings
TOTAL RECEIPTS AND REVENUES REALIZED	\$1,012,929.68

CAPITAL OUTLAY—1956	
Beaches and boardwalks
Buildings and equipment	\$22,236.23
Parks and playgrounds	9,850.66
Sewers
Streets, roads and bridges	46,928.05
Water supply
Other	30,930.25

Tax rate	\$7.17
Local school tax rate	3.73
County tax rate	0.92
Local purpose tax rate	2.52

TAXES	
Local school tax ...	\$412,545.19
County taxes	102,346.72
Special district taxes
Local purpose levy	\$514,891.91
Total tax levy (tax duplicate) ..	\$794,397.52
Per Capita Total Tax Levy	\$82.45

Current	
1956 taxes levied (total)	\$806,261.18
Collected in 1956	792,724.51
Per cent of levy col-lected in 1956 ...	98.32
Transferred to liens	212.59
Cancelled, abated or adjusted	4,721.33
Outstanding December 31, 1956 ..	\$8,602.75

All Prior Years Outstanding	
Balance January 1, 1956	\$10,051.74
Collected in 1956	9,845.35
Balance December 31, 1956

Tax Title Liens Outstanding	
Balance January 1, 1956	\$2,633.24
Redeemed by cash
Balance December 31, 1956	\$2,845.83

Property Acquired by Deed or Foreclosure	
Balance January 1, 1956	\$51,965.00
Sale for cash	9,500.00
Balance December 31, 1956	\$48,465.00

CAPITAL DEBT, DECEMBER 31, 1956	
Gross Debt	
School debt	\$284,000.00
Self-liquidating debt.
Other capital debt ..	440,500.00
TOTAL GROSS DEBT	\$724,500.00
Per Capita Gross Debt	\$75.19

Deductions for	
School debt	\$284,000.00
Self-liquidating debt.
Other capital debt ..	23,932.00
TOTAL DEDUCTIONS	307,932.00
NET DEBT	\$416,568.00

Average Assessed Valuations	
Real Property 1954-1955-1956..	\$9,890,493.00
Per Cent of Net Debt	4.21

CURRENT FINANCES DECEMBER 31, 1956	
Cash	\$224,104.90
Taxes receivable	8,602.75
Tax title liens	2,845.83
Foreclosed property	48,465.00
Other receivables	647.39
State road aid receivable
Emergencies and deferred charges ..	6,500.00
TOTAL ASSETS	\$291,165.87
Cash liabilities	\$51,184.81
Reserves for receivables	60,560.97
Surplus revenue	179,420.09
TOTAL LIABILITIES AND SURPLUS	\$291,165.87

PALMYRA BOROUGH—BURLINGTON COUNTY

Population Census, 1950—5,802 Land Area 1.92 sq. mi. Net Valuation Taxable \$4,570,100

EXPENDITURES AND REQUIRED PAYMENTS FOR 1956	
General Government	
Administrative and executive	\$30,215.00
Assessment and collection of taxes	6,650.00
Finance Department
Protection to Persons & Property	
Fire	9,780.00
Police	58,650.00
Other
Streets and Roads	
Repairs and maintenance	44,850.00
Street lighting	10,300.00
Sanitation	
Street cleaning
Garbage and ash removal	3,400.00
Sewers	21,450.00
Health and Charities	
Health service	1,741.00
Welfare—public assistance	1,510.00
Hospitals (aid and maintenance)
Other
Recreation	
Beaches and boardwalks
Parks and playgrounds	4,300.00
Other
Educational	
(Exclusive of school districts) ..	500.00
Unclassified Purposes	
(Including contingent)	5,800.00
SUB-TOTAL—Municipal functions..	\$199,146.00
Per Capita—Municipal functions ...	\$34.32
Capital imp'ts and capital imp't fund	\$19,113.32
Debt Service	
Principal payments .	\$14,000.00
Interest payments ..	5,957.50
Total	19,957.50
Per Capita Debt Service	\$3.44
Deferred Charges and Statutory Expenditures	
Emergencies	\$3,900.00
Other deferred chgs.	7,712.50
Total	11,612.50
TOTAL—Municipal expenditures ...	\$249,829.32
Required Payments for Local School, County, and Special District Taxes	
	331,530.45
TOTAL EXPENDITURES AND REQUIRED PAYMENTS	\$581,359.77
Reserve for uncollected taxes	\$27,190.37
GRAND TOTAL—Budget	\$608,550.14
RECEIPTS AND REVENUES REALIZED IN 1956 TO MEET EXPENDITURES AND REQUIRED PAYMENTS	
Surplus revenue appropriated ..	\$46,000.00
Miscellaneous revenues realized.	128,794.06
State aid revenues realized	9,725.00
Delinquent taxes including liens—1956 collections	
	16,269.57
Current taxes—1956 collections..	406,417.62
Emergency borrowings
TOTAL RECEIPTS AND REVENUES REALIZED	\$607,206.25
CAPITAL OUTLAY—1956	
Beaches and boardwalks
Buildings and equipment	\$3,075.22
Parks and playgrounds
Sewers
Streets, roads and bridges
Water supply
Other

Tax rate	\$9.06
Local school tax rate	5.33
County tax rate	1.93
Local purpose tax rate	1.80
TAXES	
Local school tax ...	\$243,405.75
County taxes	88,124.70
Special district taxes
Local purpose levy	\$331,530.45
	82,389.42
Total tax levy (tax duplicate) ..	\$413,919.87
Per Capita Total Tax Levy	\$71.34
Current	
1956 taxes levied (total)	\$424,998.57
Collected in 1956	406,417.62
Per cent of levy collected in 1956 ...	95.62
Transferred to liens	180.32
Cancelled, abated or adjusted ...	362.40
Outstanding December 31, 1956 ..	\$18,038.23
All Prior Years Outstanding	
Balance January 1, 1956	\$20,171.39
Collected in 1956	16,269.57
Balance December 31, 1956	\$3,247.13
Tax Title Liens Outstanding	
Balance January 1, 1956	\$958.31
Redeemed by cash
Balance December 31, 1956	\$1,179.86
Property Acquired by Deed or Foreclosure	
Balance January 1, 1956	\$16,000.00
Sale for cash	2,350.00
Balance December 31, 1956	\$15,275.00
CAPITAL DEBT, DECEMBER 31, 1956	
Gross Debt	
School debt	\$385,000.00
Self-liquidating debt.
Other capital debt ..	213,000.00
TOTAL GROSS DEBT	\$598,000.00
Per Capita Gross Debt	\$103.07
Deductions for	
School debt	\$350,774.00
Self-liquidating debt.
Other capital debt ..	1,426.00
TOTAL DEDUCTIONS	352,200.00
NET DEBT	\$245,800.00
Average Assessed Valuations	
Real Property 1954-1955-1956..	\$4,384,680.00
Per Cent of Net Debt	5.60
CURRENT FINANCES DECEMBER 31, 1956	
Cash	\$170,636.00
Taxes receivable	21,285.36
Tax title liens	1,179.86
Foreclosed property	15,275.00
Other receivables	5,092.25
State road aid receivable	7,030.00
Emergencies and deferred charges
TOTAL ASSETS	\$220,498.47
Cash liabilities	\$82,808.19
Reserves for receivables	42,832.47
Surplus revenue	94,857.81
TOTAL LIABILITIES AND SURPLUS	\$220,498.47

PARAMUS BOROUGH—BERGEN COUNTY

Population Census, 1950—6,268 Land Area 10.2 sq. mi. Net Valuation Taxable \$26,135,910

EXPENDITURES AND RE-REQUIRED PAYMENTS FOR 1956	
General Government	
Administrative and executive	\$118,722.00
Assessment and collection of taxes	35,705.00
Finance Department
Protection to Persons & Property	
Fire	68,320.00
Police	228,872.00
Other
Streets and Roads	
Repairs and maintenance	62,655.00
Street lighting	20,000.00
Sanitation	
Street cleaning
Garbage and ash removal	66,500.00
Sewers	4,900.00
Health and Charities	
Health service	30,150.00
Welfare—public assistance	2,350.00
Hospitals (aid and maintenance)
Other
Recreation	
Beaches and boardwalks
Parks and playgrounds	28,657.00
Other
Educational (Exclusive of school districts) ..	
Unclassified Purposes (Including contingent)	15,060.00
SUB-TOTAL—Municipal functions..	\$704,698.00
Per Capita—Municipal functions	
Capital imp'ts and capital imp't fund	\$80,000.00
Debt Service	
Principal payments
Interest payments
Total
Per Capita Debt Service	
Deferred Charges and Statutory Expenditures	
Emergencies
Other deferred chgs. \$12,067.00
Total	12,067.00
TOTAL—Municipal expenditures ..	\$796,765.00
Required Payments for Local School, County, and Special District Taxes	
TOTAL EXPENDITURES AND REQUIRED PAYMENTS	\$2,095,197.38
Reserve for uncollected taxes	\$108,454.02
GRAND TOTAL—Budget	\$2,203,651.40
RECEIPTS AND REVENUES REALIZED IN 1956 TO MEET EXPENDITURES AND RE-REQUIRED PAYMENTS	
Miscellaneous revenues realized ..	\$267,000.00
State aid revenues realized	371,747.17
Delinquent taxes including	6,151.00
liens—1956 collections	48,770.67
Current taxes—1956 collections..	1,517,443.75
Emergency borrowings
TOTAL RECEIPTS AND REVENUES REALIZED	\$2,211,112.59

CAPITAL OUTLAY—1956

Beaches and boardwalks
Buildings and equipment
Parks and playgrounds
Sewers
Streets, roads and bridges	\$129,215.34
Water supply
Other	2,715.00

Tax rate	\$5.86
Local school tax rate	3.89
County tax rate	1.07
Local purpose tax rate	0.90

TAXES

Local school tax ...	\$1,017,772.28	
County taxes	280,660.10	
Special district taxes	
Local purpose levy	\$1,298,432.38
		231,408.02
Total tax levy (tax duplicate) ..		\$1,529,840.40

Per Capita Total Tax Levy	\$244.07
--	-----------------

Current	
1956 taxes levied (total)	\$1,567,113.38
Collected in 1956	1,517,443.75
Per cent of levy col- lected in 1956 ...	96.83
Transferred to liens
Cancelled, abated or adjusted ...	2,384.45
Outstanding December 31, 1956 ..	\$47,285.18

All Prior Years Outstanding	
Balance January 1, 1956	\$56,382.20
Collected in 1956	45,828.73
Balance December 31, 1956	\$10,161.64

Tax Title Liens Outstanding	
Balance January 1, 1956	\$6,210.93
Redeemed by cash	2,941.94
Balance December 31, 1956	\$1,811.00

Property Acquired by Deed or Foreclosure	
Balance January 1, 1956	\$10,657.00
Sale for cash	42,900.00
Balance December 31, 1956	\$10,987.00

CAPITAL DEBT, DECEMBER 31, 1956

Gross Debt	
School debt	\$5,356,000.00
Self-liquidating debt.
Other capital debt
TOTAL GROSS DEBT	\$5,356,000.00
Per Capita Gross Debt	\$854.50

Deductions for	
School debt	\$1,722,982.00
Self-liquidating debt.
Other capital debt
TOTAL DEDUCTIONS	1,722,982.00
NET DEBT	\$3,633,018.00

Average Assessed Valuations	
Real Property 1954-1955-1956 ..	\$21,537,277.00
Per Cent of Net Debt	16.86

CURRENT FINANCES DECEMBER 31, 1956

Cash	\$474,516.32
Taxes receivable	57,446.32
Tax title liens	1,811.00
Foreclosed property	10,987.00
Other receivables
State road aid receivable
Emergencies and deferred charges
TOTAL ASSETS	\$544,761.14

Cash liabilities	\$95,029.33
Reserves for receivables	70,244.82
Surplus revenue	379,486.33

TOTAL LIABILITIES AND SURPLUS	\$544,761.14
--	---------------------

PARK RIDGE BOROUGH—BERGEN COUNTY

Population Census, 1950—3,189 Land Area 2.3 sq. mi. Net Valuation Taxable \$5,071,761

EXPENDITURES AND REQUIRED PAYMENTS FOR 1956	
General Government	
Administrative and executive	\$33,558.12
Assessment and collection of taxes	8,999.25
Finance Department
Protection to Persons & Property	
Fire	12,525.00
Police	48,065.77
Other
Streets and Roads	
Repairs and maintenance	21,127.00
Street lighting	4,750.00
Sanitation	
Street cleaning
Garbage and ash removal
Sewers
Health and Charities	
Health service	4,985.00
Welfare—public assistance	400.00
Hospitals (aid and maintenance)
Other
Recreation	
Beaches and boardwalks
Parks and playgrounds	5,818.60
Other
Educational	
(Exclusive of school districts) ..	3,000.00
Unclassified Purposes	
(Including contingent)	500.00
SUB-TOTAL—Municipal functions..	\$143,728.74
Per Capita—Municipal functions ...	
Capital imp'ts and capital imp't fund	\$45.07
Debt Service	
Principal payments ..	\$9,500.00
Interest payments ..	916.50
Total	10,416.50
Per Capita Debt Service	\$3.27
Deferred Charges and Statutory Expenditures	
Emergencies
Other deferred chgs. ..	\$6,129.73
Total	6,129.73
TOTAL—Municipal expenditures ...	\$168,786.23
Required Payments for Local School, County, and Special District Taxes	
.....	262,329.23
TOTAL EXPENDITURES AND REQUIRED PAYMENTS	\$431,115.46
Reserve for uncollected taxes	\$29,120.11
GRAND TOTAL—Budget	\$460,235.57
RECEIPTS AND REVENUES REALIZED IN 1956 TO MEET EXPENDITURES AND REQUIRED PAYMENTS	
Surplus revenue appropriated ..	\$40,000.00
Miscellaneous revenues realized ..	72,848.47
State aid revenues realized	3,160.00
Delinquent taxes including	
liens—1956 collections	18,496.58
Current taxes—1956 collections..	341,792.48
Emergency borrowings
TOTAL RECEIPTS AND REVENUES REALIZED	\$476,297.53
CAPITAL OUTLAY—1956	
Beaches and boardwalks
Buildings and equipment
Parks and playgrounds
Sewers
Streets, roads and bridges	\$22,537.16
Water supply	18,956.20
Other

Tax rate	\$6.96
Local school tax rate	4.26
County tax rate	0.91
Local purpose tax rate	1.79
TAXES	
Local school tax ...	\$216,074.47
County taxes	46,254.76
Special district taxes
Local purpose levy	\$262,329.23
.....	91,596.34
Total tax levy (tax duplicate) ..	\$353,925.57
Per Capita Total Tax Levy	\$110.98
Current	
1956 taxes levied (total)	\$366,075.93
Collected in 1956	341,792.48
Per cent of levy collected in 1956 ...	93.36
Transferred to liens	45.24
Cancelled, abated or adjusted	2,773.41
Outstanding December 31, 1956 ..	\$21,464.80
All Prior Years Outstanding	
Balance January 1, 1956	\$20,545.83
Collected in 1956	18,290.43
Balance December 31, 1956	\$1,343.98
Tax Title Liens Outstanding	
Balance January 1, 1956	\$1,001.90
Redeemed by cash	206.15
Balance December 31, 1956	\$853.35
Property Acquired by Deed or Foreclosure	
Balance January 1, 1956	\$4,925.00
Sale for cash	3,350.00
Balance December 31, 1956	\$3,625.00
CAPITAL DEBT, DECEMBER 31, 1956	
Gross Debt	
School debt	\$202,500.00
Self-liquidating debt.	201,000.00
Other capital debt ..	65,000.00
TOTAL GROSS DEBT	\$468,500.00
Per Capita Gross Debt	\$146.91
Deductions for	
School debt	\$202,500.00
Self-liquidating debt.	201,000.00
Other capital debt
TOTAL DEDUCTIONS	403,500.00
NET DEBT	\$65,000.00
Average Assessed Valuations	
Real Property 1954-1955-1956..	\$4,000,965.00
Per Cent of Net Debt	1.62
CURRENT FINANCES DECEMBER 31, 1956	
Cash	\$79,140.60
Taxes receivable	22,808.78
Tax title liens	853.35
Foreclosed property	3,625.00
Other receivables	1,200.59
State road aid receivable
Emergencies and deferred charges ..	1,500.00
TOTAL ASSETS	\$109,128.32
Cash liabilities	\$10,625.18
Reserves for receivables	28,487.72
Surplus revenue	70,015.42
TOTAL LIABILITIES AND SURPLUS	\$109,128.32

PARSIPPANY-TROY HILLS TOWNSHIP—MORRIS COUNTY

Population Census, 1950—15,290

Land Area 25.3 sq. mi.

Net Valuation Taxable \$12,246,137

EXPENDITURES AND REQUIRED PAYMENTS FOR 1956

General Government	
Administrative and executive	\$79,280.06
Assessment and collection of taxes	45,368.38
Finance Department
Protection to Persons & Property	
Fire	17,558.00
Police	106,744.28
Other
Streets and Roads	
Repairs and maintenance	153,185.00
Street lighting
Sanitation	
Street cleaning
Garbage and ash removal
Sewers
Health and Charities	
Health service	13,219.67
Welfare—public assistance	10,150.00
Hospitals (aid and maintenance)
Other
Recreation	
Beaches and boardwalks
Parks and playgrounds	13,811.24
Other
Educational	
(Exclusive of school districts) ..	1,193.22
Unclassified Purposes	
(Including contingent)	4,579.57
SUB-TOTAL—Municipal functions..	\$445,089.42

Per Capita—Municipal functions	\$29.11
Capital imp'ts and capital imp't fund	\$31,000.00
Debt Service	
Principal payments ..	\$15,800.00
Interest payments ..	4,799.00
Total	20,599.00
Per Capita Debt Service	\$1.35
Deferred Charges and Statutory Expenditures	
Emergencies	\$6,000.00
Other deferred chgs.	18,034.73
Total	24,034.73
TOTAL—Municipal expenditures ..	\$520,723.15

Required Payments for Local School, County, and Special District Taxes	1,174,237.43
TOTAL EXPENDITURES AND REQUIRED PAYMENTS	\$1,694,960.58
Reserve for uncollected taxes	\$105,549.00
GRAND TOTAL—Budget	\$1,800,509.58

RECEIPTS AND REVENUES REALIZED IN 1956 TO MEET EXPENDITURES AND REQUIRED PAYMENTS	
Surplus revenue appropriated ..	\$113,200.00
Miscellaneous revenues realized.	167,805.65
State aid revenues realized	15,721.00
Delinquent taxes including
liens—1956 collections	79,610.56
Current taxes—1956 collections..	1,373,847.52
Emergency borrowings
TOTAL RECEIPTS AND REVENUES REALIZED	\$1,750,184.73

CAPITAL OUTLAY—1956

Beaches and boardwalks
Buildings and equipment
Parks and playgrounds
Sewers
Streets, roads and bridges
Water supply	\$49,651.48
Other

Tax rate	\$11.33
Local school tax rate	7.52
County tax rate	1.59
Local purpose tax rate	2.22

TAXES

Local school tax ..	\$921,418.14	
County taxes	194,993.29	
Special district taxes	57,826.00	
Local purpose levy	270,595.00	\$1,174,237.43
Total tax levy (tax duplicate) ..	\$1,444,832.43	

Per Capita Total Tax Levy	\$94.50
--	----------------

Current	
1956 taxes levied (total)	\$1,482,905.66
Collected in 1956	1,373,847.52
Per cent of levy collected in 1956 ..	92.64
Transferred to liens	4,596.53
Cancelled, abated or adjusted	25,330.73
Outstanding December 31, 1956 ..	\$79,130.88

All Prior Years Outstanding	
Balance January 1, 1956	\$74,000.20
Collected in 1956	72,256.41
Balance December 31, 1956	\$1,162.36

Tax Title Liens Outstanding	
Balance January 1, 1956	\$47,565.62
Redeemed by cash	7,354.15
Balance December 31, 1956	\$45,177.90

Property Acquired by Deed or Foreclosure	
Balance January 1, 1956	\$31,538.37
Sale for cash	508.00
Balance December 31, 1956	\$31,538.37

CAPITAL DEBT, DECEMBER 31, 1956

Gross Debt	
School debt	\$2,864,000.00
Self-liquidating debt.	323,750.00
Other capital debt ..	89,400.00

TOTAL GROSS DEBT	\$3,277,150.00
Per Capita Gross Debt	\$214.33

Deductions for	
School debt	\$839,199.00
Self-liquidating debt.	323,750.00
Other capital debt ..	89,400.00

TOTAL DEDUCTIONS	1,252,349.00
NET DEBT	\$2,024,801.00

Average Assessed Valuations	
Real Property 1954-1955-1956..	\$10,489,988.00
Per Cent of Net Debt	19.30

CURRENT FINANCES DECEMBER 31, 1956

Cash	\$129,244.37
Taxes receivable	80,293.24
Tax title liens	45,177.90
Foreclosed property	31,538.37
Other receivables	492.50
State road aid receivable	19,963.32
Emergencies and deferred charges ..	2,500.00
TOTAL ASSETS	\$309,209.70

Cash liabilities	\$49,537.60
Reserves for receivables	157,502.01
Surplus revenue	102,170.09
TOTAL LIABILITIES AND SURPLUS	\$309,209.70

PASSAIC CITY—PASSAIC COUNTY

Population Census, 1950—57,702 Land Area 3.2 sq. mi. Net Valuation Taxable \$97,633,400

EXPENDITURES AND REQUIRED PAYMENTS FOR 1956	
General Government	
Administrative and executive	\$345,163.50
Assessment and collection of taxes	69,909.00
Finance Department	35,945.00
Protection to Persons & Property	
Fire	610,188.89
Police	783,284.28
Other
Streets and Roads	
Repairs and maintenance	318,720.90
Street lighting	59,825.00
Sanitation	
Street cleaning	24,132.00
Garbage and ash removal	201,530.00
Sewers	207,749.00
Health and Charities	
Health service	151,061.50
Welfare—public assistance	78,965.00
Hospitals (aid and maintenance)	70,988.00
Other	6,775.00
Recreation	
Beaches and boardwalks
Parks and playgrounds	109,767.00
Other	49,620.00
Educational (Exclusive of school districts)	
	118,240.00
Unclassified Purposes (Including contingent)	
	111,827.00
SUB-TOTAL—Municipal functions..	\$3,353,691.07
Per Capita—Municipal functions \$58.12	
Capital imp'ts and capital imp't fund	\$100,000.00
Debt Service	
Principal payments	\$361,000.00
Interest payments	193,717.25
Total	*554,717.25
Per Capita Debt Service \$9.61	
Deferred Charges and Statutory Expenditures	
Emergencies	\$98,325.00
Other deferred chgs.	425,621.23
Total	523,946.23
TOTAL—Municipal expenditures	\$4,532,354.55
Required Payments for Local School, County, and Special District Taxes	
	3,242,323.05
TOTAL EXPENDITURES AND REQUIRED PAYMENTS	\$7,774,677.60
Reserve for uncollected taxes	\$650,477.21
GRAND TOTAL—Budget	\$8,425,154.81
RECEIPTS AND REVENUES REALIZED IN 1956 TO MEET EXPENDITURES AND REQUIRED PAYMENTS	
Surplus revenue appropriated	\$215,000.00
Miscellaneous revenues realized	932,178.24
State aid revenues realized	87,287.15
Delinquent taxes including	
liens—1956 collections	179,251.58
Current taxes—1956 collections..	6,300,217.00
Emergency borrowings
TOTAL RECEIPTS AND REVENUES REALIZED	\$7,713,933.97
CAPITAL OUTLAY—1956	
Beaches and boardwalks
Buildings and equipment	\$2,024,676.88
Parks and playgrounds	53,308.00
Sewers
Streets, roads and bridges	56,877.95
Water supply
Other	3,657.60

Tax rate	\$7.33
Local school tax rate	2.69
County tax rate	0.96
Local purpose tax rate	3.68
TAXES	
Local school tax	\$2,626,563.11
County taxes	940,474.94
Special district taxes
Local purpose levy	\$3,567,038.05
	3,616,081.76
Total tax levy (tax duplicate)	\$7,183,119.81
Per Capita Total Tax Levy \$124.49	
Current	
1956 taxes levied (total)	\$7,205,925.88
Collected in 1956	6,390,217.00
Per cent of levy collected in 1956	87.43
Transferred to liens	6,611.73
Cancelled, abated or adjusted	422,345.41
Outstanding December 31, 1956	\$476,151.74
All Prior Years Outstanding	
Balance January 1, 1956	\$689,215.71
Collected in 1956	172,153.64
Balance December 31, 1956	\$513,638.78
Tax Title Liens Outstanding	
Balance January 1, 1956	\$34,132.18
Redeemed by cash	7,097.94
Balance December 31, 1956	\$33,027.06
Property Acquired by Deed or Foreclosure	
Balance January 1, 1956	\$103,475.00
Sale for cash	70,150.00
Balance December 31, 1956	\$28,825.00

CAPITAL DEBT, DECEMBER 31, 1956

Gross Debt	
School debt	\$4,403,000.00
Self-liquidating debt.	5,269,000.00
Other capital debt	2,892,500.00
TOTAL GROSS DEBT	\$12,564,500.00
Per Capita Gross Debt \$217.75	
Deductions for	
School debt	\$4,403,000.00
Self-liquidating debt.	5,269,000.00
Other capital debt	5,000.00
TOTAL DEDUCTIONS	9,677,000.00
NET DEBT	\$2,887,500.00
Average Assessed Valuations	
Real Property 1954-1955-1956..	\$70,039,094.00
Per Cent of Net Debt	4.12

CURRENT FINANCES DECEMBER 31, 1956	
Cash	\$820,486.26
Taxes receivable	989,790.52
Tax title liens	33,027.06
Foreclosed property	28,825.00
Other receivables	8,768.55
State road aid receivable
Emergencies and deferred charges	170,388.69
TOTAL ASSETS	\$2,051,281.08
Cash liabilities	\$882,621.88
Reserves for receivables	1,060,411.13
Surplus revenue	108,248.07
TOTAL LIABILITIES AND SURPLUS	\$2,051,281.08

* Includes \$323,952.00 Chapter VI School Debt Service

PASSAIC TOWNSHIP—MORRIS COUNTY

Population Census, 1950—3,429

Land Area 16.5 sq. mi.

Net Valuation Taxable \$3,528,666

EXPENDITURES AND REQUIRED PAYMENTS FOR 1956

General Government	
Administrative and executive	\$26,618.00
Assessment and collection of taxes	8,995.00
Finance Department	1,353.00
Protection to Persons & Property	
Fire	20,700.00
Police	19,842.00
Other
Streets and Roads	
Repairs and maintenance	57,378.66
Street lighting	6,471.11
Sanitation	
Street cleaning
Garbage and ash removal	8,480.00
Sewers	18,865.00
Health and Charities	
Health service	3,655.00
Welfare—public assistance	1,125.00
Hospitals (aid and maintenance)
Other
Recreation	
Beaches and boardwalks
Parks and playgrounds	1,000.00
Other	4,051.00
Educational	
(Exclusive of school districts)
Unclassified Purposes	
(Including contingent)	200.00
SUB-TOTAL—Municipal functions..	\$178,733.77

Per Capita—Municipal functions	\$52.12
Capital imp'ts and capital imp't fund	\$19,872.53
Debt Service	
Principal payments ..	\$4,000.00
Interest payments ..	2,631.75
Total	6,631.75
Per Capita Debt Service	\$1.93
Deferred Charges and Statutory Expenditures	
Emergencies
Other deferred chgs. ..	\$8,420.43
Total	8,420.43
TOTAL—Municipal expenditures ...	\$213,658.48

Required Payments for Local School, County, and Special District Taxes	335,520.15
TOTAL EXPENDITURES AND REQUIRED PAYMENTS	\$549,178.63
Reserve for uncollected taxes	\$61,309.63
GRAND TOTAL—Budget	\$610,488.26

RECEIPTS AND REVENUES REALIZED IN 1956 TO MEET EXPENDITURES AND REQUIRED PAYMENTS	
Surplus revenue appropriated ..	\$60,000.00
Miscellaneous revenues realized ..	64,029.50
State aid revenues realized	8,250.00
Delinquent taxes including	
liens—1956 collections	21,379.64
Current taxes—1956 collections..	436,263.48
Emergency borrowings
TOTAL RECEIPTS AND REVENUES REALIZED	\$589,922.62

CAPITAL OUTLAY—1956

Beaches and boardwalks
Buildings and equipment	9,957.25
Parks and playgrounds
Sewers	1,320.00
Streets, roads and bridges	3,231.07
Water supply
Other

Tax rate	\$13.17
Local school tax rate	7.65
County tax rate	1.85
Local purpose tax rate	3.67

TAXES

Local school tax ...	\$270,086.38	
County taxes	65,433.77	
Special district taxes	
Local purpose levy	\$335,520.15
Total tax levy (tax duplicate) ..	\$464,572.56	
Per Capita Total Tax Levy	\$135.48	

Current	
1956 taxes levied (total)	\$470,885.87
Collected in 1956	436,263.48
Per cent of levy collected in 1956 ...	92.64
Transferred to liens	674.06
Cancelled, abated or adjusted	3,235.00
Outstanding December 31, 1956 ..	\$30,713.33

All Prior Years Outstanding	
Balance January 1, 1956	\$24,404.02
Collected in 1956	20,707.66
Balance December 31, 1956	\$3,377.99

Tax Title Liens Outstanding	
Balance January 1, 1956	\$9,298.92
Redeemed by cash	671.98
Balance December 31, 1956	\$6,427.55

Property Acquired by Deed or Foreclosure	
Balance January 1, 1956	\$11,670.00
Sale for cash	2,550.00
Balance December 31, 1956	\$12,095.00

CAPITAL DEBT, DECEMBER 31, 1956

Gross Debt	
School debt	\$958,280.00
Self-liquidating debt
Other capital debt ..	100,260.00
TOTAL GROSS DEBT	\$1,058,540.00
Per Capita Gross Debt	\$308.70

Deductions for	
School debt	\$802,537.00
Self-liquidating debt
Other capital debt ..	15,538.00
TOTAL DEDUCTIONS	\$818,075.00
NET DEBT	\$240,465.00

Average Assessed Valuations	
Real Property 1954-1955-1956..	\$2,837,621.00
Per Cent of Net Debt	8.47

CURRENT FINANCES DECEMBER 31, 1956

Cash	\$56,880.24
Taxes receivable	34,091.32
Tax title liens	6,427.55
Foreclosed property	12,095.00
Other receivables	6,721.62
State road aid receivable	23,519.79
Emergencies and deferred charges ..	3,747.88
TOTAL ASSETS	\$143,483.40
Cash liabilities	\$11,875.14
Reserves for receivables	59,335.49
Surplus revenue	72,272.77
TOTAL LIABILITIES AND SURPLUS	\$143,483.40

PATERSON CITY—PASSAIC COUNTY

Population Census, 1950—139,336 Land Area 8.3 sq. mi. Net Valuation Taxable \$198,207,103

EXPENDITURES AND REQUIRED PAYMENTS FOR 1956	
General Government	
Administrative and executive	\$635,158.72
Assessment and collection of taxes	208,310.00
Finance Department
Protection to Persons & Property	
Fire	1,254,258.72
Police	1,509,315.56
Other
Streets and Roads	
Repairs and maintenance	372,625.47
Street lighting	136,000.00
Sanitation	
Street cleaning	119,386.00
Garbage and ash removal	458,500.00
Sewers	572,958.83
Health and Charities	
Health service	355,961.00
Welfare—public assistance	118,670.00
Hospitals (aid and maintenance) ..	292,992.00
Other
Recreation	
Beaches and boardwalks
Parks and playgrounds	179,495.00
Other	101,800.00
Educational	
(Exclusive of school districts) ..	250,687.70
Unclassified Purposes	
(Including contingent)	58,025.00
SUB-TOTAL—Municipal functions..	\$6,624,144.00
Per Capita—Municipal functions	
Capital imp'ts and capital imp't fund	\$47.54
Debt Service	\$70,000.00
Principal payments ..	\$960,500.00
Interest payments ..	336,952.07
Total	*1,297,452.07
Per Capita Debt Service	
Deferred Charges and Statutory Expenditures	\$9.31
Emergencies	\$79,500.00
Other deferred chgs	568,600.18
Total	648,100.18
TOTAL—Municipal expenditures ...	\$8,639,696.25
Required Payments for Local School, County, and Special District Taxes	
	6,533,662.38
TOTAL EXPENDITURES AND REQUIRED PAYMENTS	\$15,173,358.63
Reserve for uncollected taxes	\$1,147,458.86
GRAND TOTAL—Budget	\$16,320,817.49
RECEIPTS AND REVENUES REALIZED IN 1956 TO MEET EXPENDITURES AND REQUIRED PAYMENTS	
Surplus revenue appropriated ..	\$180,628.47
Miscellaneous revenues realized.	2,128,877.15
State aid revenues realized	223,962.42
Delinquent taxes including	
liens—1956 collections	804,458.29
Current taxes—1956 collections..	\$12,024,031.14
Emergency borrowings
TOTAL RECEIPTS AND REVENUES REALIZED	\$15,361,957.47

CAPITAL OUTLAY—1956

Beaches and boardwalks
Buildings and equipment	\$850,483.34
Parks and playgrounds	14,592.69
Sewers	358,788.83
Streets, roads and bridges	201,870.79
Water supply
Other	14,150.51

* Includes \$522,001.08 Chapter VI School Debt Service.

Tax rate	\$6.56
Local school tax rate	2.64
County tax rate	0.92
Local purpose tax rate	3.00
TAXES	
Local school tax ...	\$5,226,442.02
County taxes	1,829,221.44
Special district taxes
Local purpose levy	\$7,055,663.46
	6,012,340.00
Total tax levy (tax duplicate) ..	\$13,068,003.46
Per Capita Total Tax Levy	\$93.79
Current	
1956 taxes levied (total)	\$13,113,098.54
Collected in 1956	12,024,031.14
Per cent of levy collected in 1956 ...	91.69
Transferred to liens	1,148.98
Cancelled, abated or adjusted	22,288.84
Outstanding December 31, 1956 ..	\$1,065,629.58
All Prior Years Outstanding	
Balance January 1, 1956	\$2,366,457.11
Collected in 1956	791,036.79
Balance December 31, 1956	\$1,573,305.51
Tax Title Liens Outstanding	
Balance January 1, 1956	\$29,537.32
Redeemed by cash	13,421.50
Balance December 31, 1956	\$16,689.01
Property Acquired by Deed or Foreclosure	
Balance January 1, 1956	\$223,541.00
Sale for cash	33,497.00
Balance December 31, 1956	\$208,205.00

CAPITAL DEBT, DECEMBER 31, 1956

Gross Debt	
School debt	\$5,919,000.00
Self-liquidating debt.	7,541,000.00
Other capital debt ..	10,600,245.00
TOTAL GROSS DEBT	\$24,060,245.00
Per Capita Gross Debt	\$172.68

Deductions for	
School debt	\$5,919,000.00
Self-liquidating debt.	7,541,000.00
Other capital debt
TOTAL DEDUCTIONS	13,460,000.00
NET DEBT	\$10,600,245.00

Average Assessed Valuations	
Real Property 1954-1955-1956..	\$174,120,752.00
Per Cent of Net Debt	6.08

CURRENT FINANCES DECEMBER 31, 1956	
Cash	\$1,549,450.00
Taxes receivable	2,638,935.09
Tax title liens	16,689.01
Foreclosed property	208,205.00
Other receivables	232.30
State road aid receivable
Emergencies and deferred charges ..	151,050.00
TOTAL ASSETS	\$4,564,561.40
Cash liabilities	\$1,324,222.03
Reserves for receivables	2,864,061.40
Surplus revenue	376,277.97
TOTAL LIABILITIES AND SURPLUS	\$4,564,561.40

PAULSBORO BOROUGH—GLOUCESTER COUNTY

Population Census, 1950—7,842 Land Area 2.0 sq. mi. Net Valuation Taxable \$5,496,827

EXPENDITURES AND REQUIRED PAYMENTS FOR 1956	
General Government	
Administrative and executive	\$14,515.00
Assessment and collection of taxes	11,850.00
Finance Department
Protection to Persons & Property	
Fire	11,670.00
Police	63,434.92
Other
Streets and Roads	
Repairs and maintenance	73,833.34
Street lighting	13,333.33
Sanitation	
Street cleaning
Garbage and ash removal	4,000.00
Sewers
Health and Charities	
Health service	1,800.00
Welfare—public assistance	14,530.00
Hospitals (aid and maintenance)
Other	625.00
Recreation	
Beaches and boardwalks
Parks and playgrounds	180.00
Other
Educational	
(Exclusive of school districts) ..	2,600.00
Unclassified Purposes	
(Including contingent)	425.00
SUB-TOTAL—Municipal functions..	\$212,796.59
Per Capita—Municipal functions	\$27.14
Capital imp'ts and capital imp't fund	\$ 8,666.67
Debt Service	
Principal payments ..	\$42,000.00
Interest payments ..	6,137.59
Total	48,137.59
Per Capita Debt Service	\$6.14
Deferred Charges and Statutory Expenditures	
Emergencies	\$5,000.00
Other deferred chgs.	18,029.82
Total	23,029.82
TOTAL—Municipal expenditures ...	\$292,630.67
Required Payments for Local School, County, and Special District Taxes	
	290,296.41
TOTAL EXPENDITURES AND REQUIRED PAYMENTS	\$582,927.08
Reserve for uncollected taxes	\$59,400.00
GRAND TOTAL—Budget	\$642,327.08
RECEIPTS AND REVENUES REALIZED IN 1956 TO MEET EXPENDITURES AND REQUIRED PAYMENTS	
Surplus revenue appropriated ..	\$44,400.00
Miscellaneous revenues realized.	73,990.17
State aid revenues realized	13,328.40
Delinquent taxes including	
licens—1956 collections	46,547.88
Current taxes—1956 collections..	445,389.24
Emergency borrowings
TOTAL RECEIPTS AND REVENUES REALIZED	\$623,655.69
CAPITAL OUTLAY—1956	
Beaches and boardwalks
Buildings and equipment
Parks and playgrounds
Sewers
Streets, roads and bridges
Water supply	\$11,095.48
Other

Tax rate	\$8.88
Local school tax rate	4.24
County tax rate	1.04
Local purpose tax rate	3.60
TAXES	
Local school tax ...	\$233,194.69
County taxes	57,101.72
Special district taxes
Local purpose levy	199,800.00
Total tax levy (tax duplicate) ..	\$490,096.41
Per Capita Total Tax Levy	\$62.50
Current	
1956 taxes levied (total)	\$493,267.24
Collected in 1956	445,389.24
Per cent of levy collected in 1956 ...	90.29
Transferred to liens	241.87
Cancelled, abated or adjusted	1,528.13
Outstanding December 31, 1956 ..	\$46,108.00
All Prior Years Outstanding	
Balance January 1, 1956	\$60,729.86
Collected in 1956	46,517.88
Balance December 31, 1956	\$11,774.36
Tax Title Liens Outstanding	
Balance January 1, 1956	\$739.19
Redeemed by cash	30.00
Balance December 31, 1956	\$995.38
Property Acquired by Deed or Foreclosure	
Balance January 1, 1956	\$30,662.50
Sale for cash	2,240.00
Balance December 31, 1956	\$29,937.50
CAPITAL DEBT, DECEMBER 31, 1956	
Gross Debt	
School debt	\$22,500.00
Self-liquidating debt.	186,250.00
Other capital debt ..	104,000.00
TOTAL GROSS DEBT	\$312,750.00
Per Capita Gross Debt	\$39.88
Deductions for	
School debt	\$22,500.00
Self-liquidating debt.	186,250.00
Other capital debt
TOTAL DEDUCTIONS	208,750.00
NET DEBT	\$104,000.00
Average Assessed Valuations	
Real Property 1954-1955-1956..	\$4,972,670.00
Per Cent of Net Debt	2.09
CURRENT FINANCES DECEMBER 31, 1956	
Cash	\$68,482.94
Taxes receivable	57,882.36
Tax title liens	995.38
Foreclosed property	29,937.50
Other receivables	8,651.19
State road aid receivable ..	6,000.00
Emergencies and deferred charges
TOTAL ASSETS	\$171,949.37
Cash liabilities	\$6,371.67
Reserves for receivables	97,466.43
Surplus revenue	68,111.27
TOTAL LIABILITIES AND SURPLUS	\$171,949.37

PEAPACK-GLADSTONE BOROUGH—SOMERSET COUNTY

Population Census, 1950—1,450 Land Area 5.9 sq. mi. Net Valuation Taxable \$2,088,542

EXPENDITURES AND REQUIRED PAYMENTS FOR 1956	
General Government	
Administrative and executive	\$12,800.00
Assessment and collection of taxes	3,250.00
Finance Department	650.00
Protection to Persons & Property	
Fire	3,540.00
Police	15,550.00
Other
Streets and Roads	
Repairs and maintenance	15,250.00
Street lighting	4,000.00
Sanitation	
Street cleaning
Garbage and ash removal
Sewers
Health and Charities	
Health service	1,450.00
Welfare—public assistance	340.00
Hospitals (aid and maintenance)	1,000.00
Other
Recreation	
Beaches and boardwalks
Parks and playgrounds
Other	2,000.00
Educational	
(Exclusive of school districts) ..	600.00
Unclassified Purposes	
(Including contingent)	700.00
SUB-TOTAL—Municipal functions..	\$61,140.00
Per Capita—Municipal functions	\$42.17
Capital imp'ts and capital imp't fund	\$6,875.00
Debt Service	
Principal payments
Interest payments
Total
Per Capita Debt Service	
Deferred Charges and Statutory Expenditures
Emergencies
Other deferred chgs.	\$907.58
Total	907.58
TOTAL—Municipal expenditures ...	\$68,922.58
Required Payments for Local School, County, and Special District Taxes	130,297.58
TOTAL EXPENDITURES AND REQUIRED PAYMENTS	\$199,220.16
Reserve for uncollected taxes	\$26,440.31
GRAND TOTAL—Budget	\$225,660.47
RECEIPTS AND REVENUES REALIZED IN 1956 TO MEET EXPENDITURES AND REQUIRED PAYMENTS	
Surplus revenue appropriated ..	\$35,000.00
Miscellaneous revenues realized ..	20,133.02
State aid revenues realized	3,284.00
Delinquent taxes including liens—1956 collections
Current taxes—1956 collections..	165,182.32
Emergency borrowings
TOTAL RECEIPTS AND REVENUES REALIZED	\$223,599.34
CAPITAL OUTLAY—1956	
Beaches and boardwalks
Buildings and equipment	\$994.10
Parks and playgrounds
Sewers
Streets, roads and bridges
Water supply	10,827.70
Other

Tax rate	\$8.30
Local school tax rate	4.97
County tax rate	1.27
Local purpose tax rate	2.06
TAXES	
Local school tax ...	\$103,820.35
County taxes	26,477.23
Special district taxes
Local purpose levy	44,303.89
Total tax levy (tax duplicate) ..	\$174,601.47
Per Capita Total Tax Levy	\$120.41
Current	
1956 taxes levied (total)	\$174,975.63
Collected in 1956	165,182.32
Per cent of levy collected in 1956 ...	94.40
Transferred to liens
Cancelled, abated or adjusted ...	195.14
Outstanding December 31, 1956 ..	\$9,598.17
All Prior Years Outstanding	
Balance January 1, 1956	\$3,909.93
Collected in 1956	3,894.04
Balance December 31, 1956
Tax Title Liens Outstanding	
Balance January 1, 1956
Redeemed by cash
Balance December 31, 1956
Property Acquired by Deed or Foreclosure	
Balance January 1, 1956
Sale for cash
Balance December 31, 1956
CAPITAL DEBT, DECEMBER 31, 1956	
Gross Debt	
School debt	\$154,000.00
Self-liquidating debt.	126,000.00
Other capital debt
TOTAL GROSS DEBT	\$280,000.00
Per Capita Gross Debt	\$193.10
Deductions for	
School debt	\$109,595.00
Self-liquidating debt.	123,770.00
Other capital debt
TOTAL DEDUCTIONS	233,365.00
NET DEBT	\$46,635.00
Average Assessed Valuations	
Real Property 1954-1955-1956..	\$1,826,585.00
Per Cent of Net Debt	2.55
CURRENT FINANCES DECEMBER 31, 1956	
Cash	\$60,838.15
Taxes receivable	9,598.17
Tax title liens
Foreclosed property
Other receivables	260.29
State road aid receivable
Emergencies and deferred charges ..	2,691.24
TOTAL ASSETS	\$73,387.85
Cash liabilities	\$11,289.27
Reserves for receivables	9,858.46
Surplus revenue	52,240.12
TOTAL LIABILITIES AND SURPLUS	\$73,387.85

PEMBERTON BOROUGH—BURLINGTON COUNTY

Population Census, 1950—1,194

Land Area 0.71 sq. mi.

Net Valuation Taxable \$698,841

EXPENDITURES AND REQUIRED PAYMENTS FOR 1956	
General Government	
Administrative and executive	\$4,540.00
Assessment and collection of taxes	1,320.00
Finance Department	455.00
Protection to Persons & Property	
Fire	2,650.00
Police	6,245.00
Other
Streets and Roads	
Repairs and maintenance	4,800.00
Street lighting	3,200.00
Sanitation	
Street cleaning
Garbage and ash removal	900.00
Sewers
Health and Charities	
Health service	250.00
Welfare—public assistance	180.00
Hospitals (aid and maintenance)
Other
Recreation	
Beaches and boardwalks
Parks and playgrounds	600.00
Other
Educational	
(Exclusive of school districts) ..	400.00
Unclassified Purposes	
(Including contingent)	50.00
SUB-TOTAL—Municipal functions..	\$25,590.00
Per Capita—Municipal functions	\$21.43
Capital imp'ts and capital imp't fund	\$1,000.00
Debt Service	
Principal payments ..	\$4,000.00
Interest payments ..	270.00
Total	4,270.00
Per Capita Debt Service	
.....	\$3.58
Deferred Charges and Statutory Expenditures	
Emergencies	\$2,000.00
Other deferred chgs.	200.00
Total	2,200.00
TOTAL—Municipal expenditures ...	\$33,060.00
Required Payments for Local School, County, and Special District Taxes	
.....	41,870.00
TOTAL EXPENDITURES AND REQUIRED PAYMENTS	\$74,930.06
Reserve for uncollected taxes	\$13,115.00
GRAND TOTAL—Budget	\$88,045.06
RECEIPTS AND REVENUES REALIZED IN 1956 TO MEET EXPENDITURES AND REQUIRED PAYMENTS	
Surplus revenue appropriated ..	\$10,000.00
Miscellaneous revenues realized. .	12,845.88
State aid revenues realized	1,141.00
Delinquent taxes including	
liens—1956 collections	10,453.37
Current taxes—1956 collections..	51,689.77
Emergency borrowings
TOTAL RECEIPTS AND REVENUES REALIZED	\$86,130.02
CAPITAL OUTLAY—1956	
Beaches and boardwalks
Buildings and equipment	\$2,302.35
Parks and playgrounds
Sewers	10,311.48
Streets, roads and bridges
Water supply
Other

Tax rate	\$8.38
Local school tax rate	4.30
County tax rate	1.69
Local purpose tax rate	2.39
TAXES	
Local school tax ...	\$30,031.13
County taxes	11,838.93
Special district taxes
Local purpose levy	\$41,870.06
.....	18,000.00
Total tax levy (tax duplicate) ..	\$59,870.06
Per Capita Total Tax Levy	\$50.14
Current	
1956 taxes levied (total)	\$59,997.41
Collected in 1956	51,689.77
Per cent of levy collected in 1956 ...	86.15
Transferred to liens
Cancelled, abated or adjusted	423.75
Outstanding December 31, 1956 ..	\$7,883.89
All Prior Years Outstanding	
Balance January 1, 1956	\$10,552.67
Collected in 1956	10,453.37
Balance December 31, 1956	\$99.30
Tax Title Liens Outstanding	
Balance January 1, 1956
Redeemed by cash
Balance December 31, 1956
Property Acquired by Deed or Foreclosure	
Balance January 1, 1956
Sale for cash
Balance December 31, 1956
CAPITAL DEBT, DECEMBER 31, 1956	
Gross Debt	
School debt
Self-liquidating debt.	\$238,750.00
Other capital debt ..	21,500.00
TOTAL GROSS DEBT	\$260,250.00
Per Capita Gross Debt	\$217.96
Deductions for	
School debt
Self-liquidating debt.	\$238,750.00
Other capital debt
TOTAL DEDUCTIONS	238,750.00
NET DEBT	\$21,500.00
Average Assessed Valuations	
Real Property 1954-1955-1956..	\$606,254.00
Per Cent of Net Debt	3.54
CURRENT FINANCES DECEMBER 31, 1956	
Cash	\$25,186.77
Taxes receivable	7,983.19
Tax title liens
Foreclosed property
Other receivables	8.80
State road aid receivable
Emergencies and deferred charges ..	5,050.00
TOTAL ASSETS	\$38,228.76
Cash liabilities	\$6,797.58
Reserves for receivables	7,991.99
Surplus revenue	23,439.19
TOTAL LIABILITIES AND SURPLUS	\$38,228.76

PEMBERTON TOWNSHIP—BURLINGTON COUNTY

Population Census, 1950—4,751 Land Area 64.51 sq. mi. Net Valuation Taxable \$3,659,241

EXPENDITURES AND REQUIRED PAYMENTS FOR 1956	
General Government	
Administrative and executive	\$18,315.00
Assessment and collection of taxes	10,560.00
Finance Department
Protection to Persons & Property	
Fire	8,350.00
Police	14,400.00
Other
Streets and Roads	
Repairs and maintenance	32,175.00
Street lighting	225.00
Sanitation	
Street cleaning
Garbage and ash removal
Sewers
Health and Charities	
Health service	3,025.00
Welfare—public assistance	2,945.00
Hospitals (aid and maintenance)
Other
Recreation	
Beaches and boardwalks
Parks and playgrounds	1,450.00
Other
Educational	
(Exclusive of school districts) ..	350.00
Unclassified Purposes	
(Including contingent)	300.00
SUB-TOTAL—Municipal functions..	\$92,095.00
Per Capita—Municipal functions ...	
Capital imp'ts and capital imp't fund	\$19.38
Debt Service	\$6,800.00
Principal payments
Interest payments ..	\$200.00
Total	200.00
Per Capita Debt Service	
Deferred Charges and Statutory Expenditures	\$0.04
Emergencies	\$1,450.00
Other deferred chgs.	14,083.56
Total	15,533.56
TOTAL—Municipal expenditures ...	\$114,628.56
Required Payments for Local School, County, and Special District Taxes	
TOTAL EXPENDITURES AND REQUIRED PAYMENTS	\$315,862.23
Reserve for uncollected taxes	\$40,640.00
GRAND TOTAL—Budget	\$356,502.23
RECEIPTS AND REVENUES REALIZED IN 1956 TO MEET EXPENDITURES AND REQUIRED PAYMENTS	
Surplus revenue appropriated ..	\$18,064.56
Miscellaneous revenues realized.	114,917.57
State aid revenues realized	10,604.00
Delinquent taxes including	
Liens—1956 collections	25,244.16
Current taxes—1956 collections..	184,325.95
Emergency borrowings
TOTAL RECEIPTS AND REVENUES REALIZED	\$353,156.24
CAPITAL OUTLAY—1956	
Beaches and boardwalks
Buildings and equipment	\$240.00
Parks and playgrounds
Sewers
Streets, roads and bridges
Water supply
Other

Tax rate	\$5.50
Local school tax rate	3.25
County tax rate	2.15
Local purpose tax rate	0.10
TAXES	
Local school tax ...	\$118,928.20
County taxes	78,505.47
Special district taxes	3,800.00
Local purpose levy	\$201,233.67
Total tax levy (tax duplicate) ..	\$204,233.67
Per Capita Total Tax Levy	\$42.99
Current	
1956 taxes levied (total)	\$211,585.42
Collected in 1956	184,325.95
Per cent of levy collected in 1956 ...	87.11
Transferred to liens	5,960.93
Cancelled, abated or adjusted ..	740.85
Outstanding December 31, 1956 ..	\$20,557.69
All Prior Years Outstanding	
Balance January 1, 1956	\$23,179.61
Collected in 1956	22,768.18
Balance December 31, 1956	\$411.43
Tax Title Liens Outstanding	
Balance January 1, 1956	\$179,363.81
Redeemed by cash	2,475.98
Balance December 31, 1956	\$182,731.29
Property Acquired by Deed or Foreclosure	
Balance January 1, 1956	\$5,558.30
Sale for cash	18,627.93
Balance December 31, 1956	\$2,000.00
CAPITAL DEBT, DECEMBER 31, 1956	
Gross Debt	
School debt	\$425,000.00
Self-liquidating debt.	38,000.00
Other capital debt
TOTAL GROSS DEBT	\$463,000.00
Per Capita Gross Debt	\$97.45
Deductions for	
School debt	\$188,832.00
Self-liquidating debt.
Other capital debt
TOTAL DEDUCTIONS	188,832.00
NET DEBT	\$274,168.00
Average Assessed Valuations	
Real Property 1954-1955-1956..	\$3,147,196.00
Per Cent of Net Debt	8.71
CURRENT FINANCES DECEMBER 31, 1956	
Cash	\$142,698.18
Taxes receivable	20,969.12
Tax title liens	182,731.29
Foreclosed property	2,000.00
Other receivables	718.30
State road aid receivable	6,100.00
Emergencies and deferred charges ..	16,839.42
TOTAL ASSETS	\$372,056.31
Cash liabilities	\$52,751.64
Reserves for receivables	206,418.71
Surplus revenue	112,885.96
TOTAL LIABILITIES AND SURPLUS	\$372,056.31

PENNINGTON BOROUGH—MERCER COUNTY

Population Census, 1950—1,682

Land Area 0.99 sq. mi.

Net Valuation Taxable \$2,215,965

EXPENDITURES AND REQUIRED PAYMENTS FOR 1956

General Government	
Administrative and executive	\$10,111.45
Assessment and collection of taxes	2,722.98
Finance Department
Protection to Persons & Property	
Fire	5,620.00
Police	5,650.00
Other
Streets and Roads	
Repairs and maintenance	21,180.47
Street lighting	3,000.00
Sanitation	
Street cleaning
Garbage and ash removal	5,900.00
Sewers
Health and Charities	
Health service	1,100.00
Welfare—public assistance	625.00
Hospitals (aid and maintenance)
Other
Recreation	
Beaches and boardwalks
Parks and playgrounds	800.00
Other
Educational	
(Exclusive of school districts) ..	1,150.00
Unclassified Purposes	
(Including contingent)	6,325.10
SUB-TOTAL—Municipal functions..	\$64,185.00

Per Capita—Municipal functions	\$38.16
Capital imp'ts and capital imp't fund	\$1,000.00
Debt Service	
Principal payments
Interest payments ..	\$200.00
Total	200.00
Per Capita Debt Service	\$0.12

Deferred Charges and Statutory Expenditures	
Emergencies
Other deferred chgs.	\$500.00
Total	500.00
TOTAL—Municipal expenditures ...	\$65,885.00

Required Payments for Local School, County, and Special District Taxes	161,260.25
---	-------------------

TOTAL EXPENDITURES AND REQUIRED PAYMENTS	\$227,145.25
Reserve for uncollected taxes	\$19,439.93
GRAND TOTAL—Budget	\$246,585.18

RECEIPTS AND REVENUES REALIZED IN 1956 TO MEET EXPENDITURES AND REQUIRED PAYMENTS	
Surplus revenue appropriated ..	\$11,800.00
Miscellaneous revenues realized.	16,711.53
State aid revenues realized	9,593.03
Delinquent taxes including	
liens—1956 collections	5,996.08
Current taxes—1956 collections..	194,264.61
Emergency borrowings
TOTAL RECEIPTS AND REVENUES REALIZED	\$238,365.25

CAPITAL OUTLAY—1956	
Beaches and boardwalks
Buildings and equipment
Parks and playgrounds
Sewers
Streets, roads and bridges
Water supply
Other

Tax rate	\$8.92
Local school tax rate	5.32
County tax rate	1.96
Local purpose tax rate	1.64

TAXES

Local school tax ...	\$117,893.63	
County taxes	43,366.62	
Special district taxes	
Local purpose levy	38,114.93	\$161,260.25
Total tax levy (tax duplicate) ..	199,375.18	

Per Capita Total Tax Levy	\$118.53
--	-----------------

Current	
1956 taxes levied (total)	\$201,505.20
Collected in 1956	194,264.61
Per cent of levy collected in 1956 ...	96.40
Transferred to liens
Cancelled, abated or adjusted	285.44
Outstanding December 31, 1956 ..	\$6,955.15

All Prior Years Outstanding	
Balance January 1, 1956	\$6,031.41
Collected in 1956	5,996.08
Balance December 31, 1956	\$17.67

Tax Title Liens Outstanding	
Balance January 1, 1956
Redeemed by cash
Balance December 31, 1956

Property Acquired by Deed or Foreclosure	
Balance January 1, 1956	\$2,010.00
Sale for cash
Balance December 31, 1956	\$2,010.00

CAPITAL DEBT, DECEMBER 31, 1956

Gross Debt	
School debt	\$529,552.00
Self-liquidating debt.	30,234.00
Other capital debt ..	5,000.00
TOTAL GROSS DEBT	\$564,786.00
Per Capita Gross Debt	\$335.78

Deductions for	
School debt	\$161,946.00
Self-liquidating debt.	30,234.00
Other capital debt
TOTAL DEDUCTIONS	192,180.00
NET DEBT	\$372,606.00

Average Assessed Valuations	
Real Property 1954-1955-1956..	\$2,024,322.00
Per Cent of Net Debt	18.40

CURRENT FINANCES DECEMBER 31, 1956

Cash	\$81,381.58
Taxes receivable	6,972.82
Tax title liens
Foreclosed property	2,010.00
Other receivables	22,143.05
State road aid receivable
Emergencies and deferred charges ..	5,000.00
TOTAL ASSETS	\$117,507.45

Cash liabilities	\$10,953.73
Reserves for receivables	31,125.87
Surplus revenue	75,427.85

TOTAL LIABILITIES AND SURPLUS	\$117,507.45
--	---------------------

PENNSAUKEN TOWNSHIP—CAMDEN COUNTY

Population Census, 1950—22,767

Land Area 10.21 sq. mi.

Net Valuation Taxable \$31,093,692

EXPENDITURES AND REQUIRED PAYMENTS FOR 1956

General Government	
Administrative and executive	\$50,780.00
Assessment and collection of taxes	39,320.00
Finance Department	6,235.00
Protection to Persons & Property	
Fire	64,200.00
Police	190,665.00
Other
Streets and Roads	
Repairs and maintenance	118,000.00
Street lighting	38,090.00
Sanitation	
Street cleaning
Garbage and ash removal	90,450.00
Sewers
Health and Charities	
Health service	8,640.00
Welfare—public assistance	7,600.00
Hospitals (aid and maintenance)
Other
Recreation	
Beaches and boardwalks
Parks and playgrounds	60,000.00
Other
Educational	
(Exclusive of school districts)
Unclassified Purposes	
(Including contingent)	11,680.98
SUB-TOTAL—Municipal functions..	\$685,570.98

Per Capita—Municipal functions	\$30.11
Capital imp'ts and capital imp't fund	\$15,000.00
Debt Service	
Principal payments	\$279,000.00
Interest payments	75,289.50
Total	354,289.50
Per Capita Debt Service	\$15.56
Deferred Charges and Statutory Expenditures	
Emergencies	\$18,000.00
Other deferred chgs.	28,907.21
Total	46,907.21

TOTAL—Municipal expenditures \$1,101,767.69

Required Payments for Local School, County, and Special District Taxes 1,349,621.86

TOTAL EXPENDITURES AND REQUIRED PAYMENTS \$2,451,389.55

Reserve for uncollected taxes \$102,982.31

GRAND TOTAL—Budget \$2,554,371.86

RECEIPTS AND REVENUES REALIZED IN 1956 TO MEET EXPENDITURES AND REQUIRED PAYMENTS

Surplus revenue appropriated	\$400,000.00
Miscellaneous revenues realized	522,345.59
State aid revenues realized	19,100.77
Delinquent taxes including	
Liens—1956 collections	87,532.42
Current taxes—1956 collections..	1,672,891.36
Emergency borrowings

TOTAL RECEIPTS AND REVENUES REALIZED \$2,701,870.14

CAPITAL OUTLAY—1956

Beaches and boardwalks
Buildings and equipment	\$87,278.72
Parks and playgrounds	28,922.69
Sewers	38,541.93
Streets, roads and bridges	34,937.90
Water supply
Other	964.38

Tax rate	\$5.48
Local school tax rate	2.52
County tax rate	1.82
Local purpose tax rate	1.14

TAXES

Local school tax	\$782,964.80
County taxes	566,637.06
Special district taxes

Local purpose levy \$1,349,621.86
 354,714.28

Total tax levy (tax duplicate) .. \$1,704,336.14

Per Capita Total Tax Levy \$74.86

Current

1956 taxes levied (total)	\$1,750,636.84
Collected in 1956	1,672,891.36
Per cent of levy collected in 1956	95.55
Transferred to liens	363.50
Cancelled, abated or adjusted
Outstanding December 31, 1956 ..	\$77,381.98

All Prior Years Outstanding

Balance January 1, 1956	\$133,585.09
Collected in 1956	83,287.16
Balance December 31, 1956	\$22,815.91

Tax Title Liens Outstanding

Balance January 1, 1956	\$5,384.51
Redeemed by cash	4,245.26
Balance December 31, 1956	\$1,502.75

Property Acquired by Deed or Foreclosure

Balance January 1, 1956	\$398,023.42
Sale for cash	96,945.12
Balance December 31, 1956	\$301,078.30

CAPITAL DEBT, DECEMBER 31, 1956

Gross Debt

School debt	\$1,060,333.00
Self-liquidating debt.	846,264.00
Other capital debt	2,030,400.00

TOTAL GROSS DEBT \$3,936,997.00

Per Capita Gross Debt \$172.93

Deductions for

School debt	\$1,060,333.00
Self-liquidating debt.	846,264.00
Other capital debt	141,764.00

TOTAL DEDUCTIONS 2,048,361.00

NET DEBT \$1,888,636.00

Average Assessed Valuations

Real Property 1954-1955-1956.. \$28,276,112.00
Per Cent of Net Debt 6.67

CURRENT FINANCES DECEMBER 31, 1956

Cash	\$480,554.17
Taxes receivable	100,197.89
Tax title liens	1,502.75
Foreclosed property	301,078.30
Other receivables	21,920.90
State road aid receivable
Emergencies and deferred charges

TOTAL ASSETS \$905,254.01

Cash liabilities	\$84,947.43
Reserves for receivables	424,699.84
Surplus revenue	395,606.74

TOTAL LIABILITIES AND SURPLUS \$905,254.01

PENNS GROVE BOROUGH—SALEM COUNTY

Population Census, 1950—6,669

Land Area 0.78 sq. mi.

Net Valuation Taxable \$3,493,695

EXPENDITURES AND REQUIRED PAYMENTS FOR 1956	
General Government	
Administrative and executive	\$23,320.00
Assessment and collection of taxes	5,400.00
Finance Department
Protection to Persons & Property	
Fire	19,700.00
Police	41,450.00
Other
Streets and Roads	
Repairs and maintenance	19,485.86
Street lighting	17,000.00
Sanitation	
Street cleaning	4,700.00
Garbage and ash removal	6,410.00
Sewers	2,814.14
Health and Charities	
Health service	4,700.00
Welfare—public assistance	2,100.00
Hospitals (aid and maintenance)	750.00
Other	650.00
Recreation	
Beaches and boardwalks
Parks and playgrounds
Other
Educational	
(Exclusive of school districts)	1,500.00
Unclassified Purposes	
(Including contingent)	1,300.00
SUB-TOTAL—Municipal functions..	\$151,280.00
Per Capita—Municipal functions	
Capital imp'ts and capital imp't fund	\$22.68
Debt Service	\$11,000.00
Principal payments	\$2,000.00
Interest payments	350.00
Total	2,350.00
Per Capita Debt Service	
	\$0.35
Deferred Charges and Statutory Expenditures	
Emergencies
Other deferred chgs.	\$7,700.00
Total	7,700.00
TOTAL—Municipal expenditures	\$172,330.00
Required Payments for Local School, County, and Special District Taxes	
	244,122.59
TOTAL EXPENDITURES AND REQUIRED PAYMENTS	\$416,452.59
Reserve for uncollected taxes	\$54,281.06
GRAND TOTAL—Budget	\$470,733.65
RECEIPTS AND REVENUES REALIZED IN 1956 TO MEET EXPENDITURES AND REQUIRED PAYMENTS	
Surplus revenue appropriated	\$21,000.00
Miscellaneous revenues realized	66,121.35
State aid revenues realized	22,052.80
Delinquent taxes including	
Liens—1956 collections	53,960.47
Current taxes—1956 collections..	297,055.43
Emergency borrowings
TOTAL RECEIPTS AND REVENUES REALIZED	\$460,190.05
CAPITAL OUTLAY—1956	
Beaches and boardwalks
Buildings and equipment	\$4,837.87
Parks and playgrounds
Sewers
Streets, roads and bridges	6,349.60
Water supply
Other

Tax rate	\$9.62
Local school tax rate	5.00
County tax rate	1.98
Local purpose tax rate	2.64
TAXES	
Local school tax	\$174,856.13
County taxes	69,266.46
Special district taxes
Local purpose levy	\$244,122.59
Total tax levy (tax duplicate) ..	\$338,939.65
Per Capita Total Tax Levy	\$50.82
Current	
1956 taxes levied (total)	\$338,242.65
Collected in 1956	297,055.43
Per cent of levy collected in 1956	87.82
Transferred to liens	2,521.10
Cancelled, abated or adjusted	1,525.32
Outstanding December 31, 1956	\$37,140.80
All Prior Years Outstanding	
Balance January 1, 1956	\$61,816.77
Collected in 1956	51,494.74
Balance December 31, 1956	\$9,343.22
Tax Title Liens Outstanding	
Balance January 1, 1956	\$9,263.49
Redeemed by cash	2,465.73
Balance December 31, 1956	\$9,318.86
Property Acquired by Deed or Foreclosure	
Balance January 1, 1956
Sale for cash
Balance December 31, 1956

CAPITAL DEBT, DECEMBER 31, 1956	
Gross Debt	
School debt	\$306,304.00
Self-liquidating debt.
Other capital debt	16,642.00
TOTAL GROSS DEBT	\$322,946.00
Per Capita Gross Debt	\$48.42
Deductions for	
School debt	\$241,584.00
Self-liquidating debt.
Other capital debt
TOTAL DEDUCTIONS	241,584.00
NET DEBT	\$81,362.00
Average Assessed Valuations	
Real Property 1954-1955-1956..	\$3,019,801.00
Per Cent of Net Debt	2.69

CURRENT FINANCES DECEMBER 31, 1956	
Cash	\$68,569.99
Taxes receivable	46,484.02
Tax title liens	9,318.86
Foreclosed property
Other receivables	1,171.31
State road aid receivable	27,040.12
Emergencies and deferred charges
TOTAL ASSETS	\$152,584.30
Cash liabilities	\$42,943.60
Reserves for receivables	56,974.19
Surplus revenue	52,666.51
TOTAL LIABILITIES AND SURPLUS	\$152,584.30

PEQUANNOCK TOWNSHIP—MORRIS COUNTY

Population Census, 1950—5,254 Land Area 6.9 sq. mi. Net Valuation Taxable \$7,438,441

EXPENDITURES AND REQUIRED PAYMENTS FOR 1956

General Government

Administrative and executive \$52,174.60

Assessment and collection of taxes 15,065.40

Finance Department 2,241.66

Protection to Persons & Property

Fire 23,913.34

Police 49,258.33

Other

Streets and Roads

Repairs and maintenance 50,862.78

Street lighting 9,200.00

Sanitation

Street cleaning

Garbage and ash removal

Sewers

Health and Charities

Health service 1,000.00

Welfare—public assistance 650.00

Hospitals (aid and maintenance) 2,500.00

Other

Recreation

Beaches and boardwalks

Parks and playgrounds 14,300.00

Other

Educational

(Exclusive of school districts) .. 3,400.00

Unclassified Purposes

(Including contingent) 2,625.00

SUB-TOTAL—Municipal functions.. \$227,191.11

Per Capita—Municipal functions **\$43.24**

Capital imp'ts and capital imp't fund \$79,000.00

Debt Service

Principal payments

Interest payments

Total

Per Capita Debt Service

Deferred Charges and Statutory Expenditures

Emergencies

Other deferred chgs. \$13,034.54

Total 13,034.54

TOTAL—Municipal expenditures ... \$319,225.65

Required Payments for Local School, County, and Special District Taxes 546,506.06

TOTAL EXPENDITURES AND REQUIRED PAYMENTS **\$865,731.71**

Reserve for uncollected taxes \$64,693.15

GRAND TOTAL—Budget **\$930,424.86**

RECEIPTS AND REVENUES REALIZED IN 1956 TO MEET EXPENDITURES AND REQUIRED PAYMENTS

Surplus revenue appropriated .. \$40,000.00

Miscellaneous revenues realized. 99,795.33

State aid revenues realized 4,840.00

Delinquent taxes including liens—1956 collections 25,845.25

Current taxes—1956 collections.. 773,700.84

Emergency borrowings

TOTAL RECEIPTS AND REVENUES REALIZED **\$944,181.42**

CAPITAL OUTLAY—1956

Beaches and boardwalks

Buildings and equipment \$82,590.21

Parks and playgrounds 29,645.12

Sewers

Streets, roads and bridges 43,012.20

Water supply

Other 450.00

Tax rate \$10.56

Local school tax rate 5.93

County tax rate 1.41

Local purpose tax rate 3.22

TAXES

Local school tax ... \$441,325.37

County taxes 105,180.69

Special district taxes

Local purpose levy 238,253.80

Total tax levy (tax duplicate) .. **\$784,759.86**

Per Capita Total Tax Levy \$149.36

Current

1956 taxes levied (total) \$813,068.39

Collected in 1956 773,700.84

Per cent of levy collected in 1956 ... 95.15

Transferred to liens 1,871.76

Cancelled, abated or adjusted ... 3,169.57

Outstanding December 31, 1956 .. \$34,326.22

All Prior Years Outstanding

Balance January 1, 1956 \$31,810.50

Collected in 1956 25,209.04

Balance December 31, 1956 \$5,906.81

Tax Title Liens Outstanding

Balance January 1, 1956 \$19,684.32

Redeemed by cash 636.21

Balance December 31, 1956 \$5,647.25

Property Acquired by Deed or Foreclosure

Balance January 1, 1956 \$5,510.00

Sale for cash 9,050.00

Balance December 31, 1956 \$11,660.00

CAPITAL DEBT, DECEMBER 31, 1956

Gross Debt

School debt \$1,920,000.00

Self-liquidating debt. 28,500.00

Other capital debt .. 65,052.00

TOTAL GROSS DEBT \$2,013,552.00

Per Capita Gross Debt \$383.24

Deductions for

School debt \$475,284.00

Self-liquidating debt. 28,500.00

Other capital debt

TOTAL DEDUCTIONS 503,784.00

NET DEBT \$1,509,768.00

Average Assessed Valuations

Real Property 1954-1955-1956.. **\$5,941,048.00**

Per Cent of Net Debt 25.41

CURRENT FINANCES DECEMBER 31, 1956

Cash \$126,072.30

Taxes receivable 40,233.03

Tax title liens 5,647.25

Foreclosed property 11,660.00

Other receivables 42.00

State road aid receivable 6,369.82

Emergencies and deferred charges .. 732.10

TOTAL ASSETS \$190,756.50

Cash liabilities \$25,881.89

Reserves for receivables 57,582.28

Surplus revenue 107,292.33

TOTAL LIABILITIES AND SURPLUS \$190,756.50

PERTH AMBOY CITY—MIDDLESEX COUNTY

Population Census, 1950—41,330

Land Area 4.6 sq. mi.

Net Valuation Taxable \$63,137,800

EXPENDITURES AND REQUIRED PAYMENTS FOR 1956	
General Government	
Administrative and executive	\$359,773.00
Assessment and collection of taxes	68,155.00
Finance Department	28,780.00
Protection to Persons & Property	
Fire	299,854.00
Police	548,885.00
Other
Streets and Roads	
Repairs and maintenance	64,554.80
Street lighting	88,545.00
Sanitation	
Street cleaning	195,878.00
Garbage and ash removal	182,220.00
Sewers	127,707.00
Health and Charities	
Health service	94,130.00
Welfare—public assistance	93,590.00
Hospitals (aid and maintenance)	10,000.00
Other	4,800.00
Recreation	
Beaches and boardwalks
Parks and playgrounds	122,023.00
Other	121,755.00
Educational (Exclusive of school districts) ..	
	67,190.00
Unclassified Purposes (Including contingent)	
	53,271.00
SUB-TOTAL—Municipal functions..	\$2,531,110.80

Per Capita—Municipal functions	\$61.24
Capital imp'ts and capital imp't fund	\$147,614.00
Debt Service	
Principal payments	\$477,807.51
Interest payments	267,584.35
Total	*745,391.86
Per Capita Debt Service \$18.04	
Deferred Charges and Statutory Expenditures	
Emergencies	\$85,000.00
Other deferred chgs.	291,421.90
Total	376,421.90
TOTAL—Municipal expenditures	\$3,800,538.56

Required Payments for Local School, County, and Special District Taxes	
	2,148,302.19
TOTAL EXPENDITURES AND REQUIRED PAYMENTS	\$5,948,840.75
Reserve for uncollected taxes	\$598,017.58
GRAND TOTAL—Budget	\$6,546,858.33

RECEIPTS AND REVENUES REALIZED IN 1956 TO MEET EXPENDITURES AND REQUIRED PAYMENTS	
Surplus revenue appropriated	\$559,000.00
Miscellaneous revenues realized.	884,893.65
State aid revenues realized	22,614.00
Delinquent taxes including	
liens—1956 collections	186,077.64
Current taxes—1956 collections..	5,113,743.33
Emergency borrowings
TOTAL RECEIPTS AND REVENUES REALIZED	\$6,766,328.62

CAPITAL OUTLAY—1956	
Beaches and boardwalks
Buildings and equipment	\$241,656.60
Parks and playgrounds
Sewers
Streets, roads and bridges	111,045.74
Water supply	27,495.76
Other

Tax rate	\$8.34
Local school tax rate	2.75
County tax rate	0.82
Local purpose tax rate	4.77

TAXES	
Local school tax	\$1,738,577.06
County taxes	515,615.06
Special district taxes
Local purpose levy	\$2,254,192.12
	3,021,252.41
Total tax levy (tax duplicate) ..	\$5,275,444.53

Per Capita Total Tax Levy \$127.64	
Current	
1956 taxes levied (total)	\$5,287,027.31
Collected in 1956	5,113,743.33
Per cent of levy col-lected in 1956	96.72
Transferred to liens
Cancelled, abated or adjusted
Outstanding December 31, 1956 ..	\$173,283.98

All Prior Years Outstanding	
Balance January 1, 1956	\$253,997.19
Collected in 1956	177,360.30
Balance December 31, 1956	\$76,636.89

Tax Title Liens Outstanding	
Balance January 1, 1956	\$26,948.21
Redeemed by cash	8,717.34
Balance December 31, 1956	\$18,230.87

Property Acquired by Deed or Foreclosure	
Balance January 1, 1956	\$296,851.00
Sale for cash	12,691.06
Balance December 31, 1956	\$284,159.94

CAPITAL DEBT, DECEMBER 31, 1956	
Gross Debt	
School debt	\$929,000.00
Self-liquidating debt.	1,184,000.00
Other capital debt	6,285,500.00
TOTAL GROSS DEBT	\$8,398,500.00
Per Capita Gross Debt \$203.21	

Deductions for	
School debt	\$929,000.00
Self-liquidating debt.	1,184,000.00
Other capital debt	174,163.00
TOTAL DEDUCTIONS	2,287,163.00
NET DEBT	\$6,111,337.00

Average Assessed Valuations	
Real Property 1954-1955-1956..	\$52,812,799.00
Per Cent of Net Debt	11.57

CURRENT FINANCES DECEMBER 31, 1956	
Cash	\$1,156,319.45
Taxes receivable	249,920.87
Tax title liens	18,230.87
Foreclosed property	284,159.94
Other receivables	500.00
State road aid receivable	22,614.00
Emergencies and deferred charges . .	33,959.80
TOTAL ASSETS	\$1,765,704.93

Cash liabilities	\$299,743.36
Reserves for receivables	552,811.68
Surplus revenue	913,149.89
TOTAL LIABILITIES AND SURPLUS	\$1,765,704.93

* Includes \$105,889.93 Chapter VI School Debt Service.

PHILLIPSBURG TOWN—WARREN COUNTY

Population Census, 1950—18,919

Land Area 3.7 sq. mi.

Net Valuation Taxable \$16,689,023

EXPENDITURES AND RE-REQUIRED PAYMENTS FOR 1956	
General Government	
Administrative and executive	\$96,860.00
Assessment and collection of taxes	23,900.00
Finance Department	600.00
Protection to Persons & Property	
Fire	25,900.00
Police	146,620.00
Other	10,100.00
Streets and Roads	
Repairs and maintenance	84,045.00
Street lighting	29,500.00
Sanitation	
Street cleaning
Garbage and ash removal	49,900.00
Sewers	65,000.00
Health and Charities	
Health service	15,360.00
Welfare—public assistance	26,540.00
Hospitals (aid and maintenance)	5,000.00
Other
Recreation	
Beaches and boardwalks
Parks and playgrounds	27,620.00
Other
Educational	
(Exclusive of school districts)	14,035.00
Unclassified Purposes	
(Including contingent)	3,300.00
SUB-TOTAL—Municipal functions..	\$624,280.00
Per Capita—Municipal functions \$33.00	
Capital imp'ts and capital imp't fund	\$41,800.00
Debt Service	
Principal payments	\$91,000.00
Interest payments	36,003.75
Total	*127,003.75
Per Capita Debt Service \$6.71	
Deferred Charges and Statutory Expenditures	
Emergencies	\$22,000.00
Other deferred chgs.	41,973.04
Total	63,973.04
TOTAL—Municipal expenditures . . .	\$857,056.79
Required Payments for Local School, County, and Special District Taxes 573,801.68	
TOTAL EXPENDITURES AND REQUIRED PAYMENTS	\$1,430,858.47
Reserve for uncollected taxes	\$131,812.22
GRAND TOTAL—Budget	\$1,562,670.69

RECEIPTS AND REVENUES REALIZED IN 1956 TO MEET EXPENDITURES AND RE-REQUIRED PAYMENTS	
Surplus revenue appropriated	\$123,000.00
Miscellaneous revenues realized	180,086.08
State aid revenues realized	23,626.92
Delinquent taxes including	
liens—1956 collections	57,249.20
Current taxes—1956 collections..	1,193,580.44
Emergency borrowings
TOTAL RECEIPTS AND REVENUES REALIZED	\$1,577,542.64

CAPITAL OUTLAY—1956

Beaches and boardwalks
Buildings and equipment	\$49,995.09
Parks and playgrounds
Sewers	1,317.90
Streets, roads and bridges	36,032.20
Water supply
Other	5,102.89

* Includes \$37,202.50 Chapter VI School Debt Service.

Tax rate	\$7.46
Local school tax rate	2.60
County tax rate	1.06
Local purpose tax rate	3.80

TAXES

Local school tax	\$433,388.81
County taxes	177,615.37
Special district taxes

Local purpose levy	\$611,004.18
	460,196.51
Total tax levy (tax duplicate) ..	\$1,251,200.69

Per Capita Total Tax Levy	\$66.13
--	----------------

Current	
1956 taxes levied (total)	\$1,255,932.91
Collected in 1956	1,193,580.44
Per cent of levy collected in 1956	95.03
Transferred to liens	367.40
Cancelled, abated or adjusted	1,023.85
Outstanding December 31, 1956 ..	\$60,961.22

All Prior Years Outstanding	
Balance January 1, 1956	\$122,519.44
Collected in 1956	54,937.72
Balance December 31, 1956	\$67,437.67

Tax Title Liens Outstanding	
Balance January 1, 1956	\$8,798.68
Redeemed by cash	2,311.48
Balance December 31, 1956	\$1,854.99

Property Acquired by Deed or Foreclosure	
Balance January 1, 1956	\$22,000.00
Sale for cash	7,110.00
Balance December 31, 1956	\$25,315.00

CAPITAL DEBT, DECEMBER 31, 1956

Gross Debt	
School debt	\$2,287,000.00
Self-liquidating debt.
Other capital debt	1,186,236.00

TOTAL GROSS DEBT	\$3,473,236.00
Per Capita Gross Debt	\$183.58

Deductions for	
School debt	\$1,142,953.00
Self-liquidating debt.
Other capital debt	11,770.00

TOTAL DEDUCTIONS	1,154,723.00
NET DEBT	\$2,318,513.00

Average Assessed Valuations	
Real Property 1954-1955-1956..	\$14,286,908.00
Per Cent of Net Debt	16.22

CURRENT FINANCES DECEMBER 31, 1956

Cash	\$754,155.99
Taxes receivable	128,398.89
Tax title liens	1,854.99
Foreclosed property	25,315.00
Other receivables	75,467.50
State road aid receivable
Emergencies and deferred charges

TOTAL ASSETS	\$985,192.37
-------------------------------	---------------------

Cash liabilities	\$224,158.62
Reserves for receivables	231,036.38
Surplus revenue	529,997.37

TOTAL LIABILITIES AND SURPLUS	\$985,192.37
--	---------------------

PILESGROVE TOWNSHIP—SALEM COUNTY

Population Census, 1950—1,942

Land Area 34.91 sq. mi.

Net Valuation Taxable \$1,883,142

EXPENDITURES AND REQUIRED PAYMENTS FOR 1956	
General Government	
Administrative and executive	\$8,500.00
Assessment and collection of taxes	2,800.00
Finance Department	1,000.00
Protection to Persons & Property	
Fire	2,600.00
Police	2,750.00
Other
Streets and Roads	
Repairs and maintenance	26,200.00
Street lighting	1,500.00
Sanitation	
Street cleaning
Garbage and ash removal
Sewers
Health and Charities	
Health service	200.00
Welfare—public assistance	1,375.00
Hospitals (aid and maintenance)	500.00
Other
Recreation	
Beaches and boardwalks
Parks and playgrounds
Other
Educational	
(Exclusive of school districts)	700.00
Unclassified Purposes	
(Including contingent)	400.00
SUB-TOTAL—Municipal functions..	\$48,525.00
Per Capita—Municipal functions \$24.00	
Capital imp'ts and capital imp't fund	\$9,500.00
Debt Service	
Principal payments
Interest payments
Total
Per Capita Debt Service	
Deferred Charges and Statutory Expenditures	
Emergencies	\$14,500.00
Other deferred chgs.	1,000.00
Total	15,500.00
TOTAL—Municipal expenditures	\$73,525.00
Required Payments for Local School, County, and Special District Taxes	
	128,872.66
TOTAL EXPENDITURES AND REQUIRED PAYMENTS	\$202,397.66
Reserve for uncollected taxes	\$17,815.01
GRAND TOTAL—Budget	\$220,212.67
RECEIPTS AND REVENUES REALIZED IN 1956 TO MEET EXPENDITURES AND REQUIRED PAYMENTS	
Surplus revenue appropriated	\$64,712.01
Miscellaneous revenues realized.	48,821.01
State aid revenues realized	12,428.00
Delinquent taxes including:	
Liens—1956 collections	10,287.03
Current taxes—1956 collections.. . . .	114,113.81
Emergency borrowings
TOTAL RECEIPTS AND REVENUES REALIZED	\$250,361.86

CAPITAL OUTLAY—1956

Beaches and boardwalks
Buildings and equipment
Parks and playgrounds
Sewers
Streets, roads and bridges
Water supply
Other

Tax rate	\$6.85
Local school tax rate	4.64
County tax rate	2.21
Local purpose tax rate

TAXES

Local school tax	\$87,416.39	
County taxes	41,456.27	
Special district taxes	
Local purpose levy	\$128,872.66
Total tax levy (tax duplicate) ..		\$128,872.66

Per Capita Total Tax Levy \$66.36

Current		
1956 taxes levied (total)	\$129,699.14	
Collected in 1956	114,113.81	
Per cent of levy collected in 1956	87.98	
Transferred to liens	
Cancelled, abated or adjusted	
Outstanding December 31, 1956	\$15,585.33	

All Prior Years Outstanding		
Balance January 1, 1956	\$10,732.27	
Collected in 1956	10,287.03	
Balance December 31, 1956	\$445.24	

Tax Title Liens Outstanding		
Balance January 1, 1956	
Redeemed by cash	
Balance December 31, 1956	

Property Acquired by Deed or Foreclosure		
Balance January 1, 1956	
Sale for cash	
Balance December 31, 1956	

CAPITAL DEBT, DECEMBER 31, 1956

Gross Debt		
School debt	\$233,244.00	
Self-liquidating debt.	
Other capital debt	

TOTAL GROSS DEBT \$233,244.00
Per Capita Gross Debt \$120.11

Deductions for		
School debt	\$128,966.00	
Self-liquidating debt.	
Other capital debt	

TOTAL DEDUCTIONS 128,966.00
NET DEBT \$104,278.00

Average Assessed Valuations		
Real Property 1954-1955-1956.. . . .	\$1,612,079.00	
Per Cent of Net Debt	6.46	

CURRENT FINANCES DECEMBER 31, 1956

Cash	\$80,875.28
Taxes receivable	16,030.57
Tax title liens
Foreclosed property
Other receivables
State road aid receivable	7,600.00
Emergencies and deferred charges

TOTAL ASSETS \$104,505.85

Cash liabilities	\$9,710.28
Reserves for receivables	16,030.57
Surplus revenue	78,765.00

TOTAL LIABILITIES AND SURPLUS \$104,505.85

PINE BEACH BOROUGH—OCEAN COUNTY

Population Census, 1950—495 Land Area 0.75 sq. mi. Net Valuation Taxable \$845,912

EXPENDITURES AND RE-REQUIRED PAYMENTS FOR 1956	
General Government	
Administrative and executive	\$6,976.81
Assessment and collection of taxes	5,750.90
Finance Department
Protection to Persons & Property	
Fire	2,475.00
Police	5,335.00
Other
Streets and Roads	
Repairs and maintenance	9,512.22
Street lighting	2,400.00
Sanitation	
Street cleaning
Garbage and ash removal	6,450.00
Sewers
Health and Charities	
Health service	362.29
Welfare—public assistance	125.00
Hospitals (aid and maintenance)
Other	900.00
Recreation	
Beaches and boardwalks	450.00
Parks and playgrounds	925.00
Other
Educational	
(Exclusive of school districts)
Unclassified Purposes	
(Including contingent)	200.00
SUB-TOTAL—Municipal functions..	\$41,862.22

Tax rate	\$8.75
Local school tax rate	4.94
County tax rate	2.21
Local purpose tax rate	1.60

TAXES	
Local school tax	\$41,772.53
County taxes	18,681.38
Special district taxes
Local purpose levy	\$60,453.91
	13,497.97
Total tax levy (tax duplicate) ..	\$73,951.88
Per Capita Total Tax Levy	\$149.40

Per Capita—Municipal functions	\$84.57
Capital imp'ts and capital imp't fund	\$42,000.00
Debt Service	
Principal payments
Interest payments
Total
Per Capita Debt Service	
Deferred Charges and Statutory Expenditures	
Emergencies
Other deferred chgs.	\$1,080.00
Total	1,080.00

Current	
1956 taxes levied (total)	\$74,312.03
Collected in 1956	68,225.51
Per cent of levy collected in 1956	91.80
Transferred to liens	229.47
Cancelled, abated or adjusted	148.32
Outstanding December 31, 1956	\$5,708.73

All Prior Years Outstanding	
Balance January 1, 1956	\$7,171.46
Collected in 1956	6,663.69
Balance December 31, 1956	\$466.87

Tax Title Liens Outstanding	
Balance January 1, 1956	\$3,881.40
Redeemed by cash	215.43
Balance December 31, 1956	\$3,842.91

Property Acquired by Deed or Foreclosure	
Balance January 1, 1956	\$66,500.00
Sale for cash	30,615.00
Balance December 31, 1956	\$56,050.00

CAPITAL DEBT, DECEMBER 31, 1956

Gross Debt	
School debt	\$107,225.00
Self-liquidating debt.
Other capital debt
TOTAL GROSS DEBT	107,225.00
Per Capita Gross Debt	\$216.62

Deductions for	
School debt	\$67,178.00
Self-liquidating debt.
Other capital debt
TOTAL DEDUCTIONS	67,178.00
NET DEBT	\$40,047.00

Average Assessed Valuations	
Real Property 1954-1955-1956..	\$839,721.00
Per Cent of Net Debt	4.76

CURRENT FINANCES DECEMBER 31, 1956	
Cash	\$78,269.66
Taxes receivable	6,175.60
Tax title liens	3,842.91
Foreclosed property	56,050.00
Other receivables	600.00
State road aid receivable
Emergencies and deferred charges	3,500.00
TOTAL ASSETS	\$148,438.17
Cash liabilities	\$36,075.55
Reserves for receivables	66,663.51
Surplus revenue	45,694.11
TOTAL LIABILITIES AND SURPLUS	\$148,438.17

TOTAL—Municipal expenditures \$84,942.22

Required Payments for Local School, County, and Special District Taxes 60,453.91

TOTAL EXPENDITURES AND REQUIRED PAYMENTS \$145,396.13

Reserve for uncollected taxes \$9,155.75

GRAND TOTAL—Budget \$154,551.88

RECEIPTS AND REVENUES REALIZED IN 1956 TO MEET EXPENDITURES AND RE-REQUIRED PAYMENTS	
Surplus revenue appropriated	\$58,000.00
Miscellaneous revenues realized.	44,393.66
State aid revenues realized	4,871.00
Delinquent taxes including	
liens—1956 collections	6,879.12
Current taxes—1956 collections..	68,225.51
Emergency borrowings
TOTAL RECEIPTS AND REVENUES REALIZED	\$182,369.29

CAPITAL OUTLAY—1956	
Beaches and boardwalks
Buildings and equipment
Parks and playgrounds
Sewers
Streets, roads and bridges
Water supply
Other

PINE HILL BOROUGH—CAMDEN COUNTY

Population Census, 1950—2,546

Land Area 4.11 sq. mi.

Net Valuation Taxable \$1,076,820

EXPENDITURES AND REQUIRED PAYMENTS FOR 1956	
General Government	
Administrative and executive	\$10,158.66
Assessment and collection of taxes	6,030.21
Finance Department
Protection to Persons & Property	
Fire	3,166.40
Police	15,620.06
Other
Streets and Roads	
Repairs and maintenance	8,541.98
Street lighting	4,207.40
Sanitation	
Street cleaning
Garbage and ash removal
Sewers
Health and Charities	
Health service	85.21
Welfare—public assistance	1,428.96
Hospitals (aid and maintenance)
Other
Recreation	
Beaches and boardwalks
Parks and playgrounds	125.00
Other
Educational (Exclusive of school districts) ..	
.....
Unclassified Purposes (Including contingent)	
.....	350.00
SUB-TOTAL—Municipal functions..	\$49,713.88
Per Capita—Municipal functions	\$19.53
Capital imp'ts and capital imp't fund	\$4,150.00
Debt Service	
Principal payments ..	\$7,500.00
Interest payments ..	950.00
Total	8,450.00
Per Capita Debt Service	
.....	\$3.32
Deferred Charges and Statutory Expenditures	
Emergencies
Other deferred chgs.	\$674.12
Total	674.12
TOTAL—Municipal expenditures ...	\$62,988.00
Required Payments for Local School, County, and Special District Taxes	
.....	112,754.91
TOTAL EXPENDITURES AND REQUIRED PAYMENTS	\$175,742.91
Reserve for uncollected taxes	\$26,061.51
GRAND TOTAL—Budget	\$201,804.42
RECEIPTS AND REVENUES REALIZED IN 1956 TO MEET EXPENDITURES AND REQUIRED PAYMENTS	
Surplus revenue appropriated ..	\$21,000.00
Miscellaneous revenues realized ..	31,699.83
State aid revenues realized	3,697.00
Delinquent taxes including	
Liens—1956 collections	22,687.97
Current taxes—1956 collections..	123,820.33
Emergency borrowings
TOTAL RECEIPTS AND REVENUES REALIZED	\$202,905.13
CAPITAL OUTLAY—1956	
Beaches and boardwalks
Buildings and equipment
Parks and playgrounds
Sewers
Streets, roads and bridges
Water supply
Other

Tax rate	\$13.46
Local school tax rate	7.87
County tax rate	2.61
Local purpose tax rate	2.98
TAXES	
Local school tax ...	\$84,697.17
County taxes	28,057.74
Special district taxes
Local purpose levy	\$112,754.91
.....	32,102.51
Total tax levy (tax duplicate) ..	\$144,857.42
Per Capita Total Tax Levy	
.....	\$56.90
Current	
1956 taxes levied (total)	\$144,857.42
Collected in 1956	123,820.33
Per cent of levy collected in 1956 ...	85.47
Transferred to liens
Cancelled, abated or adjusted
Outstanding December 31, 1956 ..	\$21,037.09
All Prior Years Outstanding	
Balance January 1, 1956	\$26,993.34
Collected in 1956	22,613.15
Balance December 31, 1956	\$4,486.87
Tax Title Liens Outstanding	
Balance January 1, 1956	\$96,170.25
Redeemed by cash	74.82
Balance December 31, 1956	\$96,095.43
Property Acquired by Deed or Foreclosure	
Balance January 1, 1956	\$18,991.00
Sale for cash	10,235.18
Balance December 31, 1956	\$12,668.00

CAPITAL DEBT, DECEMBER 31, 1956	
Gross Debt	
School debt	\$215,000.00
Self-liquidating debt
Other capital debt ..	17,500.00
TOTAL GROSS DEBT	\$232,500.00
Per Capita Gross Debt	
.....	\$91.32
Deductions for	
School debt	\$62,742.00
Self-liquidating debt
Other capital debt
TOTAL DEDUCTIONS	62,742.00
NET DEBT	\$169,758.00
Average Assessed Valuations	
Real Property 1954-1955-1956..	\$1,045,707.00
Per Cent of Net Debt	16.23

CURRENT FINANCES DECEMBER 31, 1956	
Cash	\$42,719.72
Taxes receivable	25,523.96
Tax title liens	96,095.43
Foreclosed property	12,668.00
Other receivables	6,388.80
State road aid receivable
Emergencies and deferred charges ..	2,500.00
TOTAL ASSETS	\$185,895.91
Cash liabilities	\$7,602.92
Reserves for receivables	140,676.19
Surplus revenue	37,616.80
TOTAL LIABILITIES AND SURPLUS	\$185,895.91

PINE VALLEY BOROUGH—CAMDEN COUNTY

Population Census, 1950—39 Land Area 0.77 sq. mi. Net Valuation Taxable \$196,960

EXPENDITURES AND RE-REQUIRED PAYMENTS FOR 1956	
General Government	
Administrative and executive	\$1,638.00
Assessment and collection of taxes	912.00
Finance Department
Protection to Persons & Property	
Fire
Police	5,800.00
Other
Streets and Roads	
Repairs and maintenance
Street lighting
Sanitation	
Street cleaning
Garbage and ash removal	1,400.00
Sewers
Health and Charities	
Health service
Welfare—public assistance
Hospitals (aid and maintenance)
Other
Recreation	
Beaches and boardwalks
Parks and playgrounds
Other
Educational (Exclusive of school districts) ..	
.....
Unclassified Purposes (Including contingent)	
.....	50.00
SUB-TOTAL—Municipal functions..	\$9,800.00
Per Capita—Municipal functions	
.....	\$251.28
Capital imp'ts and capital imp't fund
Debt Service	
Principal payments
Interest payments
Total
Per Capita Debt Service	
.....
Deferred Charges and Statutory Expenditures	
Emergencies
Other deferred chgs.	\$100.00
Total	\$100.00
TOTAL—Municipal expenditures ...	\$9,900.00
Required Payments for Local School, County, and Special District Taxes	
.....	2,681.49
TOTAL EXPENDITURES AND REQUIRED PAYMENTS	\$12,581.49
Reserve for uncollected taxes	\$620.00
GRAND TOTAL—Budget	\$13,201.49
RECEIPTS AND REVENUES REALIZED IN 1956 TO MEET EXPENDITURES AND RE-REQUIRED PAYMENTS	
Surplus revenue appropriated ..	\$1,740.00
Miscellaneous revenues realized ..	289.55
State aid revenues realized
Delinquent taxes including liens—1956 collections
Current taxes—1956 collections..	11,462.07
Emergency borrowings
TOTAL RECEIPTS AND REVENUES REALIZED	\$13,491.62
CAPITAL OUTLAY—1956	
Beaches and boardwalks
Buildings and equipment
Parks and playgrounds
Sewers
Streets, roads and bridges
Water supply
Other

Tax rate	\$5.82
Local school tax rate	1.36
County tax rate	1.36
Local purpose tax rate	4.46
TAXES	
Local school tax
County taxes	\$2,681.49
Special district taxes
Local purpose levy	\$2,681.49
.....	8,780.00
Total tax levy (tax duplicate) ..	\$11,461.49
Per Capita Total Tax Levy	\$293.88
Current	
1956 taxes levied (total)	\$11,462.07
Collected in 1956	11,462.07
Per cent of levy collected in 1956 ...	100.00
Transferred to liens
Cancelled, abated or adjusted
Outstanding December 31, 1956
All Prior Years Outstanding	
Balance January 1, 1956
Collected in 1956
Balance December 31, 1956
Tax Title Liens Outstanding	
Balance January 1, 1956
Redeemed by cash
Balance December 31, 1956
Property Acquired by Deed or Foreclosure	
Balance January 1, 1956
Sale for cash
Balance December 31, 1956
CAPITAL DEBT, DECEMBER 31, 1956	
Gross Debt	
School debt
Self-liquidating debt.
Other capital debt
TOTAL GROSS DEBT
Per Capita Gross Debt
Deductions for	
School debt
Self-liquidating debt.
Other capital debt
TOTAL DEDUCTIONS
NET DEBT
Average Assessed Valuations	
Real Property 1954-1955-1956..	\$187,460.00
Per Cent of Net Debt
CURRENT FINANCES DECEMBER 31, 1956	
Cash	\$4,621.89
Taxes receivable
Tax title liens
Foreclosed property
Other receivables
State road aid receivable
Emergencies and deferred charges
TOTAL ASSETS	\$4,621.89
Cash liabilities	\$1,253.73
Reserves for receivables
Surplus revenue	3,368.16
TOTAL LIABILITIES AND SURPLUS	\$4,621.89

PISCATAWAY TOWNSHIP—MIDDLESEX COUNTY

Population Census, 1950—10,180 Land Area 18.9 sq. mi. Net Valuation Taxable \$9,413,712

EXPENDITURES AND REQUIRED PAYMENTS FOR 1956	
General Government	
Administrative and executive	\$47,665.00
Assessment and collection of taxes	24,950.00
Finance Department	2,250.00
Protection to Persons & Property	
Fire	92,850.00
Police	21,000.00
Other	
Streets and Roads	
Repairs and maintenance	114,600.00
Street lighting	21,000.00
Sanitation	
Street cleaning	
Garbage and ash removal	
Sewers	
Health and Charities	
Health service	4,205.00
Welfare—public assistance	5,700.00
Hospitals (aid and maintenance)	1,000.00
Other	1,200.00
Recreation	
Beaches and boardwalks	
Parks and playgrounds	13,000.00
Other	
Educational	
(Exclusive of school districts)	2,151.00
Unclassified Purposes	
(Including contingent)	39,000.00
SUB-TOTAL—Municipal functions..	\$369,571.00
Per Capita—Municipal functions	
Capital imp'ts and capital imp't fund	\$36.30
Debt Service	\$86,500.00
Principal payments	\$15,000.00
Interest payments	2,900.00
Total	17,900.00
Per Capita Debt Service	
	\$1.75
Deferred Charges and Statutory Expenditures	
Emergencies	\$6,000.00
Other deferred chgs.	9,649.00
Total	15,649.00
TOTAL—Municipal expenditures	\$489,620.00
Required Payments for Local School, County, and Special District Taxes	
	1,095,812.04
TOTAL EXPENDITURES AND REQUIRED PAYMENTS	\$1,585,432.04
Reserve for uncollected taxes	\$135,559.00
GRAND TOTAL—Budget	\$1,720,991.04
RECEIPTS AND REVENUES REALIZED IN 1956 TO MEET EXPENDITURES AND REQUIRED PAYMENTS	
Surplus revenue appropriated	\$195,000.00
Miscellaneous revenues realized.	246,688.18
State aid revenues realized	23,090.00
Delinquent taxes including	
Liens—1956 collections	133,655.28
Current taxes—1956 collections.. . . .	1,145,166.20
Emergency borrowings	
TOTAL RECEIPTS AND REVENUES REALIZED	\$1,743,599.66
CAPITAL OUTLAY—1956	
Beaches and boardwalks	
Buildings and equipment	\$3,385.17
Parks and playgrounds	
Sewers	
Streets, roads and bridges	40,072.13
Water supply	
Other	4,400.00

Tax rate	\$12.07
Local school tax rate	8.14
County tax rate	2.86
Local purpose tax rate	1.07
TAXES	
Local school tax	\$766,648.55
County taxes	269,463.49
Special district taxes	59,700.00
Local purpose levy	\$1,095,812.04
Total tax levy (tax duplicate) ..	\$1,195,901.04
Per Capita Total Tax Levy	
	\$117.48
Current	
1956 taxes levied (total)	\$1,228,713.60
Collected in 1956	1,145,166.20
Per cent of levy collected in 1956	93.20
Transferred to liens	3,580.48
Cancelled, abated or adjusted	3,261.29
Outstanding December 31, 1956	\$76,705.63
All Prior Years Outstanding	
Balance January 1, 1956	\$63,818.00
Collected in 1956	62,512.89
Balance December 31, 1956	\$871.00
Tax Title Liens Outstanding	
Balance January 1, 1956	\$12,264.17
Redeemed by cash	3,376.15
Balance December 31, 1956	\$6,224.14
Property Acquired by Deed or Foreclosure	
Balance January 1, 1956	\$99,140.00
Sale for cash	71,142.39
Balance December 31, 1956	\$96,220.00
CAPITAL DEBT, DECEMBER 31, 1956	
Gross Debt	
School debt	\$2,849,000.00
Self-liquidating debt.	
Other capital debt	65,000.00
TOTAL GROSS DEBT	\$2,914,000.00
Per Capita Gross Debt	
	\$286.25
Deductions for	
School debt	\$616,551.00
Self-liquidating debt.	
Other capital debt	
TOTAL DEDUCTIONS	616,551.00
NET DEBT	\$2,297,449.00
Average Assessed Valuations	
Real Property 1954-1955-1956.. . . .	\$7,706,891.00
Per Cent of Net Debt	29.81
CURRENT FINANCES DECEMBER 31, 1956	
Cash	\$482,621.45
Taxes receivable	77,576.29
Tax title liens	6,224.14
Foreclosed property	96,220.00
Other receivables	9,131.01
State road aid receivable	49,790.00
Emergencies and deferred charges	
TOTAL ASSETS	\$721,562.89
Cash liabilities	\$90,837.42
Reserves for receivables	189,151.44
Surplus revenue	441,574.03
TOTAL LIABILITIES AND SURPLUS	\$721,562.89

PITMAN BOROUGH—GLOUCESTER COUNTY

Population Census, 1950—6,960 Land Area 2.35 sq. mi. Net Valuation Taxable \$6,868,124

EXPENDITURES AND REQUIRED PAYMENTS FOR 1956	
General Government	
Administrative and executive	\$30,230.39
Assessment and collection of taxes	5,320.00
Finance Department	2,700.00
Protection to Persons & Property	
Fire	8,980.00
Police	60,608.46
Other
Streets and Roads	
Repairs and maintenance	69,678.45
Street lighting	17,632.70
Sanitation	
Street cleaning
Garbage and ash removal	3,900.00
Sewers
Health and Charities	
Health service	2,500.00
Welfare—public assistance	1,800.00
Hospitals (aid and maintenance)
Other
Recreation	
Beaches and boardwalks
Parks and playgrounds	3,000.00
Other
Educational	
(Exclusive of school districts) ..	1,375.00
Unclassified Purposes	
(Including contingent)	1,950.00
SUB-TOTAL—Municipal functions..	\$209,675.00
Per Capita—Municipal functions	
Capital imp'ts and capital imp't fund	\$30.13
Debt Service	
Principal payments .	\$13,000.00
Interest payments ..	2,290.00
Total	15,290.00
Per Capita Debt Service	
Deferred Charges and Statutory Expenditures	
Emergencies
Other deferred chgs.	10,084.76
Total	10,084.76
TOTAL—Municipal expenditures ..	\$267,249.76
Required Payments for Local School, County, and Special District Taxes	
TOTAL EXPENDITURES AND REQUIRED PAYMENTS	\$652,071.00
Reserve for uncollected taxes	\$20,558.93
GRAND TOTAL—Budget	\$672,629.93
RECEIPTS AND REVENUES REALIZED IN 1956 TO MEET EXPENDITURES AND REQUIRED PAYMENTS	
Surplus revenue appropriated ..	\$35,000.00
Miscellaneous revenues realized.	62,512.88
State aid revenues realized	15,861.00
Delinquent taxes including	
Liens—1956 collections	23,489.31
Current taxes—1956 collections..	533,431.76
Emergency borrowings
TOTAL RECEIPTS AND REVENUES REALIZED	\$670,294.95

CAPITAL OUTLAY—1956	
Beaches and boardwalks
Buildings and equipment	\$37,898.47
Parks and playgrounds
Sewers	206,228.68
Streets, roads and bridges	10,706.60
Water supply
Other	6,255.56

Tax rate	\$8.06
Local school tax rate	4.50
County tax rate	1.10
Local purpose tax rate	2.46
TAXES	
Local school tax ...	\$309,329.21
County taxes	75,492.03
Special district taxes
Local purpose levy	\$384,821.24
Total tax levy (tax duplicate) ..	\$556,568.93
Per Capita Total Tax Levy	\$79.97
Current	
1956 taxes levied (total)	\$557,259.21
Collected in 1956	533,431.76
Per cent of levy collected in 1956 ...	95.72
Transferred to liens	250.00
Cancelled, abated or adjusted	60.57
Outstanding December 31, 1956 ..	\$23,516.88
All Prior Years Outstanding	
Balance January 1, 1956	\$24,107.16
Collected in 1956	23,282.56
Balance December 31, 1956	\$962.85
Tax Title Liens Outstanding	
Balance January 1, 1956	\$1,001.34
Redeemed by cash	206.75
Balance December 31, 1956	\$1,044.59
Property Acquired by Deed or Foreclosure	
Balance January 1, 1956	\$7,785.00
Sale for cash	50.00
Balance December 31, 1956	\$7,735.00

CAPITAL DEBT, DECEMBER 31, 1956	
Gross Debt	
School debt	\$433,500.00
Self-liquidating debt.	319,500.00
Other capital debt ..	73,482.00
TOTAL GROSS DEBT	\$826,482.00
Per Capita Gross Debt	\$118.75
Deductions for	
School debt	\$433,500.00
Self-liquidating debt.	319,500.00
Other capital debt
TOTAL DEDUCTIONS	753,000.00
NET DEBT	\$73,482.00
Average Assessed Valuations	
Real Property 1954-1955-1956..	\$6,296,972.00
Per Cent of Net Debt	1.16

CURRENT FINANCES DECEMBER 31, 1956	
Cash	\$69,944.81
Taxes receivable	24,479.73
Tax title liens	1,044.59
Foreclosed property	7,735.00
Other receivables
State road aid receivable	20,061.00
Emergencies and deferred charges
TOTAL ASSETS	\$123,265.13
Cash liabilities	\$20,382.49
Reserves for receivables	33,259.32
Surplus revenue	69,623.32
TOTAL LIABILITIES AND SURPLUS	\$123,265.13

PITTSGROVE TOWNSHIP—SALEM COUNTY

Population Census, 1950—2,808 Land Area 44.5 sq. mi. Net Valuation Taxable \$2,502,377

EXPENDITURES AND REQUIRED PAYMENTS FOR 1956	
General Government	
Administrative and executive	\$7,250.00
Assessment and collection of taxes	5,850.00
Finance Department	900.00
Protection to Persons & Property	
Fire	200.00
Police	2,719.00
Other
Streets and Roads	
Repairs and maintenance	37,000.00
Street lighting
Sanitation	
Street cleaning
Garbage and ash removal
Sewers
Health and Charities	
Health service	950.00
Welfare—Public assistance	725.00
Hospitals (aid and maintenance)	650.00
Other	350.00
Recreation	
Benches and boardwalks
Parks and playgrounds
Other
Educational	
(Exclusive of school districts)
Unclassified Purposes	
(Including contingent)	1,556.00
SUB-TOTAL—Municipal functions..	\$58,150.00

Per Capita—Municipal functions	\$20.71
Capital imp'ts and capital imp't fund	\$13,776.02
Debt Service	
Principal payments ..	\$2,000.00
Interest payments ..	1,060.00
Total	3,060.00
Per Capita Debt Service	
.....	\$1.09
Deferred Charges and Statutory Expenditures	
Emergencies
Other deferred chgs. ..	\$12,500.00
Total	12,500.00
TOTAL—Municipal expenditures ...	\$87,486.02

Required Payments for Local School, County, and Special District Taxes	155,513.19
TOTAL EXPENDITURES AND REQUIRED PAYMENTS	\$242,999.21
Reserve for uncollected taxes	\$42,600.00
GRAND TOTAL—Budget	\$285,599.21

RECEIPTS AND REVENUES REALIZED IN 1956 TO MEET EXPENDITURES AND REQUIRED PAYMENTS	
Surplus revenue appropriated ..	\$32,000.00
Miscellaneous revenues realized ..	61,539.36
State aid revenues realized	26,946.00
Delinquent taxes including	
liens—1956 collections	35,541.21
Current taxes—1956 collections..	119,600.81
Emergency borrowings
TOTAL RECEIPTS AND REVENUES REALIZED	\$275,627.38

CAPITAL OUTLAY—1956	
Beaches and boardwalks
Buildings and equipment	\$38,302.87
Parks and playgrounds
Sewers
Streets, roads and bridges
Water supply
Other

Tax rate	\$5.95
Local school tax rate	3.67
County tax rate	2.28
Local purpose tax rate

TAXES	
Local school tax ...	\$91,819.57
County taxes	57,193.62
Special district taxes	6,500.00
Local purpose levy	\$155,513.19
Total tax levy (tax duplicate) ..	\$155,513.19

Per Capita Total Tax Levy	\$55.38
Current	
1956 taxes levied (total)	\$156,733.81
Collected in 1956	119,600.81
Per cent of levy collected in 1956 ...	76.30
Transferred to liens	450.00
Cancelled, abated or adjusted
Outstanding December 31, 1956 ..	\$36,683.00

All Prior Years Outstanding	
Balance January 1, 1956	\$45,108.32
Collected in 1956	34,886.27
Balance December 31, 1956	\$9,919.47
Tax Title Liens Outstanding	
Balance January 1, 1956	\$8,105.89
Redeemed by cash	654.94
Balance December 31, 1956	\$6,628.18

Property Acquired by Deed or Foreclosure	
Balance January 1, 1956
Sale for cash
Balance December 31, 1956

CAPITAL DEBT, DECEMBER 31, 1956	
Gross Debt	
School debt	\$340,000.00
Self-liquidating debt.
Other capital debt ..	19,500.00
TOTAL GROSS DEBT	\$359,500.00
Per Capita Gross Debt	\$128.03

Deductions for	
School debt	\$122,896.00
Self-liquidating debt.
Other capital debt
TOTAL DEDUCTIONS	122,896.00
NET DEBT	\$236,604.00

Average Assessed Valuations	
Real Property 1954-1955-1956..	\$2,048,260.00
Per Cent of Net Debt	11.55

CURRENT FINANCES DECEMBER 31, 1956	
Cash	\$94,729.61
Taxes receivable	46,602.47
Tax title liens	6,628.18
Foreclosed property
Other receivables	86.67
State road aid receivable	15,000.00
Emergencies and deferred charges
TOTAL ASSETS	\$163,046.93

Cash liabilities	\$8,635.93
Reserves for receivables	53,317.32
Surplus revenue	101,093.68
TOTAL LIABILITIES AND SURPLUS	\$163,046.93

PLAINFIELD CITY—UNION COUNTY

Population Census, 1950—42,366 Land Area 6.0 sq. mi. Net Valuation Taxable \$75,184,692

EXPENDITURES AND RE-REQUIRED PAYMENTS FOR 1956	
General Government	
Administrative and executive	\$152,448.50
Assessment and collection of taxes	56,360.25
Finance Department	26,824.50
Protection to Persons & Property	
Fire	499,619.25
Police	501,197.10
Other	49,317.00
Streets and Roads	
Repairs and maintenance	308,485.92
Street lighting	60,440.00
Sanitation	
Street cleaning	35,282.00
Garbage and ash removal	107,740.00
Sewers	124,820.00
Health and Charities	
Health service	73,183.00
Welfare—public assistance	42,000.00
Hospitals (aid and maintenance)	42,000.00
Other
Recreation	
Beaches and boardwalks
Parks and playgrounds	56,414.00
Other
Educational	
(Exclusive of school districts) ..	76,433.00
Unclassified Purposes	
(Including contingent)	53,961.40
SUB-TOTAL—Municipal functions..	\$2,224,525.92
Per Capita—Municipal functions	
Capital imp'ts and capital imp't fund	\$52.51
Debt Service	
Principal payments ..	\$478,000.00
Interest payments ..	153,228.00
Total	*631,228.00
Per Capita Debt Service	
Deferred Charges and Statutory Expenditures	
Emergencies	\$1,402.50
Other deferred chgs.	287,162.08
Total	288,564.58
TOTAL—Municipal expenditures ...	\$3,218,718.50
Required Payments for Local School, County, and Special District Taxes	
2,926,819.07	
TOTAL EXPENDITURES AND REQUIRED PAYMENTS	
\$6,145,537.57	
Reserve for uncollected taxes	\$516,264.43
GRAND TOTAL—Budget	\$6,661,802.00
RECEIPTS AND REVENUES REALIZED IN 1956 TO MEET EXPENDITURES AND RE-REQUIRED PAYMENTS	
Surplus revenue appropriated ..	\$580,000.00
Miscellaneous revenues realized ..	749,289.36
State aid revenues realized	96,235.96
Delinquent taxes including	
liens—1956 collections	187,717.43
Current taxes—1956 collections ..	5,152,282.34
Emergency borrowings
TOTAL RECEIPTS AND REVENUES REALIZED	\$6,765,525.09

CAPITAL OUTLAY—1956

Beaches and boardwalks
Buildings and equipment	\$401,300.00
Parks and playgrounds
Sewers	185,095.87
Streets, roads and bridges	69,442.82
Water supply
Other

Tax rate	\$7.08
Local school tax rate	3.50
County tax rate	0.79
Local purpose tax rate	2.79
TAXES	
Local school tax ...	\$2,633,608.16
County taxes	590,502.26
Special district taxes
Local purpose levy	\$3,224,110.42
Total tax levy (tax duplicate) ..	2,115,685.18
Per Capita Total Tax Levy	\$126.04
Current	
1956 taxes levied (total)	\$5,364,325.95
Collected in 1956	5,152,282.34
Per cent of levy col-lected in 1956 ..	96.04
Transferred to liens	63.72
Cancelled, abated or adjusted	4,239.48
Outstanding December 31, 1956 ..	\$207,740.41
All Prior Years Outstanding	
Balance January 1, 1956	\$211,779.84
Collected in 1956	187,549.73
Balance December 31, 1956	\$16,461.31
Tax Title Liens Outstanding	
Balance January 1, 1956	\$991.17
Redeemed by cash	167.70
Balance December 31, 1956	\$887.19
Property Acquired by Deed or Foreclosure	
Balance January 1, 1956	\$64,600.00
Sale for cash	63,562.00
Balance December 31, 1956	\$50,050.00

CAPITAL DEBT, DECEMBER 31, 1956

Gross Debt	
School debt	\$7,183,000.00
Self-liquidating debt
Other capital debt ..	3,897,273.00
TOTAL GROSS DEBT	\$11,080,273.00
Per Capita Gross Debt	
\$261.54	
Deductions for	
School debt	\$5,376,622.00
Self-liquidating debt
Other capital debt ..	297.00
TOTAL DEDUCTIONS	5,376,919.00
NET DEBT	\$5,703,354.00

Average Assessed Valuations	
Real Property 1954-1955-1956 ..	\$65,432,019.00
Per Cent of Net Debt	8.71

CURRENT FINANCES DECEMBER 31, 1956

Cash	\$2,021,989.50
Taxes receivable	224,201.72
Tax title liens	887.19
Foreclosed property	50,050.00
Other receivables	647,773.85
State road aid receivable	37,826.29
Emergencies and deferred charges ..	12,700.00
TOTAL ASSETS	\$2,995,428.55
Cash liabilities	\$1,411,767.35
Reserves for receivables	922,912.76
Surplus revenue	660,748.44
TOTAL LIABILITIES AND SURPLUS	\$2,995,428.55

* Includes \$296,852.25 Chapter VI School Debt Service.

PLAINSBORO TOWNSHIP—MIDDLESEX COUNTY

Population Census, 1950—1,112 Land Area 11.7 sq. mi. Net Valuation Taxable \$1,815,871

EXPENDITURES AND REQUIRED PAYMENTS FOR 1956	
General Government	
Administrative and executive	\$1,567.63
Assessment and collection of taxes	1,576.67
Finance Department	700.00
Protection to Persons & Property	
Fire	1,000.00
Police	6,569.78
Other
Streets and Roads	
Repairs and maintenance	16,420.00
Street lighting	709.46
Sanitation	
Street cleaning
Garbage and ash removal
Sewers
Health and Charities	
Health service	832.46
Welfare—public assistance	376.06
Hospitals (aid and maintenance)
Other	178.49
Recreation	
Beaches and boardwalks
Parks and playgrounds
Other
Educational	
(Exclusive of school districts)
Unclassified Purposes	
(Including contingent)	621.13
SUB-TOTAL—Municipal functions..	\$30,551.68

Per Capita—Municipal functions	\$27.47
Capital imp'ts and capital imp't fund
Debt Service	
Principal payments
Interest payments
Total
Per Capita Debt Service	
Deferred Charges and Statutory Expenditures
Emergencies
Other deferred chgs. \$14,059.30
Total	\$14,059.30
TOTAL—Municipal expenditures ..	\$44,610.98

Required Payments for Local School, County, and Special District Taxes	84,682.78
TOTAL EXPENDITURES AND REQUIRED PAYMENTS	\$129,293.76
Reserve for uncollected taxes	\$2,500.00
GRAND TOTAL—Budget	\$131,793.76

RECEIPTS AND REVENUES REALIZED IN 1956 TO MEET EXPENDITURES AND REQUIRED PAYMENTS	
Surplus revenue appropriated ..	\$20,122.47
Miscellaneous revenues realized ..	35,136.90
State aid revenues realized	10,193.00
Delinquent taxes including	
liens—1956 collections	1,203.77
current taxes—1956 collections..	86,278.89
Emergency borrowings
TOTAL RECEIPTS AND REVENUES REALIZED	\$152,935.03

CAPITAL OUTLAY—1956	
Beaches and boardwalks
Buildings and equipment
Parks and playgrounds
Sewers
Streets, roads and bridges
Water supply
Other

Tax rate	\$4.67
Local school tax rate	3.09
County tax rate	1.58
Local purpose tax rate

TAXES	
Local school tax ...	\$56,048.99
County taxes	28,633.79
Special district taxes
Local purpose levy	\$84,682.78
Total tax levy (tax duplicate) ..	\$84,682.78

Per Capita Total Tax Levy **\$76.15**

Current	
1956 taxes levied (total)	\$87,420.71
Collected in 1956	86,278.89
Per cent of levy collected in 1956 ...	98.69
Transferred to liens	9.34
Cancelled, abated or adjusted	44.31
Outstanding December 31, 1956 ..	\$1,088.17

All Prior Years Outstanding	
Balance January 1, 1956	\$1,665.58
Collected in 1956	1,203.77
Balance December 31, 1956	\$436.33

Tax Title Liens Outstanding	
Balance January 1, 1956	\$258.23
Redeemed by cash
Balance December 31, 1956	\$267.57

Property Acquired by Deed or Foreclosure	
Balance January 1, 1956
Sale for cash
Balance December 31, 1956

CAPITAL DEBT, DECEMBER 31, 1956	
Gross Debt	
School debt
Self-liquidating debt.
Other capital debt
TOTAL GROSS DEBT
Per Capita Gross Debt

Deductions for	
School debt
Self-liquidating debt.
Other capital debt
TOTAL DEDUCTIONS
NET DEBT

Average Assessed Valuations	
Real Property 1954-1955-1956..	\$1,497,239.00
Per Cent of Net Debt

CURRENT FINANCES DECEMBER 31, 1956	
Cash	\$52,846.95
Taxes receivable	1,524.50
Tax title liens	267.57
Foreclosed property
Other receivables
State road aid receivable	1,506.87
Emergencies and deferred charges
TOTAL ASSETS	\$56,145.89
Cash liabilities	\$4,304.45
Reserves for receivables	1,792.07
Surplus revenue	50,049.37
TOTAL LIABILITIES AND SURPLUS	\$56,145.89

PLEASANTVILLE CITY—ATLANTIC COUNTY

Population Census, 1950—11,938 Land Area 5.8 sq. mi. Net Valuation Taxable \$7,570,537

EXPENDITURES AND REQUIRED PAYMENTS FOR 1956	
General Government	
Administrative and executive	\$93,785.24
Assessment and collection of taxes	31,550.00
Finance Department	2,075.00
Protection to Persons & Property	
Fire	86,356.78
Police	99,410.00
Other
Streets and Roads	
Repairs and maintenance	93,079.72
Street lighting	30,300.00
Sanitation	
Street cleaning
Garbage and ash removal	4,000.00
Sewers
Health and Charities	
Health service	6,100.00
Welfare—public assistance	16,400.00
Hospitals (aid and maintenance)	5,500.00
Other	1,500.00
Recreation	
Beaches and boardwalks
Parks and playgrounds	3,850.00
Other	4,200.00
Educational	
(Exclusive of school districts) ..	1,539.04
Unclassified Purposes	
(Including contingent)	1,000.00
SUB-TOTAL—Municipal functions..	\$480,645.78
Per Capita—Municipal functions	\$40.26
Capital imp'ts and capital imp't fund	\$19,777.78
Debt Service	
Principal payments ..	\$114,000.00
Interest payments ..	44,564.75
Total	*158,564.75
Per Capita Debt Service	
\$13.28	
Deferred Charges and Statutory Expenditures	
Emergencies	\$3,000.00
Other deferred chgs.	25,995.03
Total	28,995.03
TOTAL—Municipal expenditures ...	\$687,983.34
Required Payments for Local School, County and Special District Taxes	
541,359.27	
TOTAL EXPENDITURES AND REQUIRED PAYMENTS	\$1,229,342.61
Reserve for uncollected taxes	\$200,205.52
GRAND TOTAL—Budget	\$1,429,548.13
RECEIPTS AND REVENUES REALIZED IN 1956 TO MEET EXPENDITURES AND REQUIRED PAYMENTS	
Surplus revenue appropriated ..	\$140,000.00
Miscellaneous revenues realized ..	152,126.47
State aid revenues realized	39,628.32
Delinquent taxes including	
liens—1956 collections	90,729.29
Current taxes—1956 collections..	902,642.06
Emergency borrowings
TOTAL RECEIPTS AND REVENUES REALIZED	\$1,325,126.14

CAPITAL OUTLAY—1956

Beaches and boardwalks
Buildings and equipment	\$44,182.40
Parks and playgrounds
Sewers
Streets, roads and bridges
Water supply
Other

Tax rate	\$13.82
Local school tax rate	5.87
County tax rate	2.37
Local purpose tax rate	5.58
TAXES	
Local school tax ...	\$445,031.38
County taxes	179,640.39
Special district taxes
Local purpose levy	624,671.77
Total tax levy (tax duplicate) ..	<u>1,047,704.13</u>
Per Capita Total Tax Levy	\$87.76
Current	
1956 taxes levied (total)	\$1,054,694.84
Collected in 1956	902,642.06
Per cent of levy collected in 1956 ...	85.58
Transferred to liens	56,606.99
Cancelled, abated or adjusted ...	2,719.45
Outstanding December 31, 1956 ..	<u>92,726.34</u>
All Prior Years Outstanding	
Balance January 1, 1956	\$96,845.66
Collected in 1956	75,831.38
Balance December 31, 1956	<u>15,740.53</u>
Tax Title Liens Outstanding	
Balance January 1, 1956	\$697,002.97
Redeemed by cash	14,897.91
Balance December 31, 1956	<u>\$684,065.87</u>
Property Acquired by Deed or Foreclosure	
Balance January 1, 1956	\$127,722.00
Sale for cash	27,725.00
Balance December 31, 1956	<u>\$129,207.00</u>

CAPITAL DEBT, DECEMBER 31, 1956

Gross Debt	
School debt	\$566,000.00
Self-liquidating debt.	124,000.00
Other capital debt ..	429,000.00
TOTAL GROSS DEBT	\$1,119,000.00
Per Capita Gross Debt	\$93.73
Deductions for	
School debt	\$522,950.00
Self-liquidating debt.
Other capital debt
TOTAL DEDUCTIONS	522,950.00
NET DEBT	\$596,050.00
Average Assessed Valuations	
Real Property 1954-1955-1956..	\$6,536,876.00
Per Cent of Net Debt	9.11

CURRENT FINANCES DECEMBER 31, 1956

Cash	\$250,366.67
Taxes receivable	108,466.87
Tax title liens	684,065.87
Foreclosed property	129,207.00
Other receivables	1,069.20
State road aid receivable	8,505.81
Emergencies and deferred charges ..	1,000.00
TOTAL ASSETS	\$1,182,681.42
Cash liabilities	\$42,714.12
Reserves for receivables	922,808.94
Surplus revenue	217,158.36
TOTAL LIABILITIES AND SURPLUS	\$1,182,681.42

* Includes \$83,312.50 Chapter VI School Debt Service.

PLUMSTED TOWNSHIP—OCEAN COUNTY

Population Census, 1950—2,093

Land Area 40.7 sq. mi.

Net Valuation Taxable \$977,174

EXPENDITURES AND REQUIRED PAYMENTS FOR 1956

General Government	
Administrative and executive	\$5,611.51
Assessment and collection of taxes	1,550.00
Finance Department	750.00
Protection to Persons & Property	
Fire	1,750.00
Police	8,992.25
Other
Streets and Roads	
Repairs and maintenance	5,675.71
Street lighting	3,511.11
Sanitation	
Street cleaning
Garbage and ash removal
Sewers
Health and Charities	
Health service	150.00
Welfare—public assistance	857.75
Hospitals (aid and maintenance)
Other
Recreation	
Beaches and boardwalks
Parks and playgrounds
Other	250.00
Educational	
(Exclusive of school districts)
Unclassified Purposes	
(Including contingent)
SUB-TOTAL—Municipal functions..	\$29,098.33

Per Capita—Municipal functions	\$13.90
Capital imp'ts and capital imp't fund	\$2,100.00
Debt Service	
Principal payments
Interest payments
Total

Per Capita Debt Service	
Deferred Charges and Statutory Expenditures	
Emergencies
Other deferred chgs.	\$350.00
Total	350.00
TOTAL—Municipal expenditures ...	\$31,548.33

Required Payments for Local School, County, and Special District Taxes	82,554.80
---	------------------

TOTAL EXPENDITURES AND REQUIRED PAYMENTS

.....	\$114,103.13
Reserve for uncollected taxes	\$15,023.75
GRAND TOTAL—Budget	\$129,126.88

RECEIPTS AND REVENUES REALIZED IN 1956 TO MEET EXPENDITURES AND REQUIRED PAYMENTS

Surplus revenue appropriated ..	\$10,000.00
Miscellaneous revenues realized ..	21,773.98
State aid revenues realized	5,646.00
Delinquent taxes including	
Liens—1956 collections	10,866.61
Current taxes—1956 collections..	83,484.31
Emergency borrowings
TOTAL RECEIPTS AND REVENUES REALIZED	\$131,770.90

CAPITAL OUTLAY—1956

Beaches and boardwalks
Buildings and equipment
Parks and playgrounds
Sewers
Streets, roads and bridges
Water supply
Other

Tax rate	\$0.44
Local school tax rate	6.14
County tax rate	2.31
Local purpose tax rate	0.99

TAXES

Local school tax ...	\$59,951.67	
County taxes	22,603.13	
Special district taxes	
Local purpose levy	\$82,554.80
Total tax levy (tax duplicate)	\$93,026.88

Per Capita Total Tax Levy	\$44.45
--	----------------

Current	
1956 taxes levied (total)	\$95,035.92
Collected in 1956	83,484.31
Per cent of levy collected in 1956 ..	87.84
Transferred to liens	37.28
Cancelled, abated or adjusted	551.39
Outstanding December 31, 1956 ..	\$10,962.94

All Prior Years Outstanding	
Balance January 1, 1956	\$18,813.15
Collected in 1956	10,694.07
Balance December 31, 1956	\$8,063.95

Tax Title Liens Outstanding	
Balance January 1, 1956	\$1,569.37
Redeemed by cash	172.54
Balance December 31, 1956	\$1,434.11

Property Acquired by Deed or Foreclosure	
Balance January 1, 1956	\$800.00
Sale for cash
Balance December 31, 1956	\$800.00

CAPITAL DEBT, DECEMBER 31, 1956

Gross Debt	
School debt	\$70,400.00
Self-liquidating debt.
Other capital debt
TOTAL GROSS DEBT	\$70,400.00

Per Capita Gross Debt	\$33.64
------------------------------------	----------------

Deductions for	
School debt	\$48,426.00
Self-liquidating debt.
Other capital debt
TOTAL DEDUCTIONS	48,426.00

NET DEBT	\$21,974.00
-----------------------	--------------------

Average Assessed Valuations	
Real Property 1954-1955-1956..	\$807,104.00
Per Cent of Net Debt	2.72

CURRENT FINANCES DECEMBER 31, 1956

Cash	\$42,469.06
Taxes receivable	19,026.89
Tax title liens	1,434.11
Foreclosed property	800.00
Other receivables	7,966.73
State road aid receivable
Emergencies and deferred charges ..	2,100.00
TOTAL ASSETS	\$73,796.79

Cash liabilities	\$6,628.45
Reserves for receivables	29,227.73
Surplus revenue	37,940.61
TOTAL LIABILITIES AND SURPLUS	\$73,796.79

POHATCONG TOWNSHIP—WARREN COUNTY

Population Census, 1950—2,540 Land Area 13.4 sq. mi. Net Valuation Taxable \$2,384,824

EXPENDITURES AND REQUIRED PAYMENTS FOR 1956

General Government	
Administrative and executive	\$5,400.00
Assessment and collection of taxes	1,850.00
Finance Department	425.00
Protection to Persons & Property	
Fire	3,000.00
Police	3,755.00
Other
Streets and Roads	
Repairs and maintenance	31,219.56
Street lighting	2,350.00
Sanitation	
Street cleaning
Garbage and ash removal	400.00
Sewers
Health and Charities	
Health service	175.00
Welfare—public assistance	125.00
Hospitals (aid and maintenance)
Other
Recreation	
Beaches and boardwalks
Parks and playgrounds	800.00
Other
Educational	
(Exclusive of school districts)
Unclassified Purposes	
(Including contingent)
SUB-TOTAL—Municipal functions..	\$49,499.56

Tax rate	\$7.30
Local school tax rate	4.19
County tax rate	1.64
Local purpose tax rate	1.47

TAXES

Local school tax ...	\$99,935.29	
County taxes	39,154.54	
Special district taxes	
Local purpose levy	\$139,089.83
		34,802.29
Total tax levy (tax duplicate) ..		\$173,892.12
Per Capita Total Tax Levy	\$68.46	

Per Capita—Municipal functions	\$19.49
Capital imp'ts and capital imp't fund	\$19,240.99
Debt Service	
Principal payments
Interest payments
Total
Per Capita Debt Service	
Deferred Charges and Statutory Expenditures	
Emergencies
Other deferred chgs.	\$620.00
Total	620.00

Current	
1956 taxes levied (total)	\$176,658.21
Collected in 1956	156,354.27
Per cent of levy collected in 1956 ...	88.50
Transferred to liens	61.71
Cancelled, abated or adjusted	172.90
Outstanding December 31, 1956 ..	\$20,069.33

All Prior Years Outstanding	
Balance January 1, 1956	\$25,602.39
Collected in 1956	17,823.51
Balance December 31, 1956	\$7,626.79

Tax Title Liens Outstanding	
Balance January 1, 1956	\$495.89
Redeemed by cash
Balance December 31, 1956	\$557.60

Property Acquired by Deed or Foreclosure	
Balance January 1, 1956
Sale for cash
Balance December 31, 1956

CAPITAL DEBT, DECEMBER 31, 1956

Gross Debt	
School debt	\$396,000.00
Self-liquidating debt.
Other capital debt
TOTAL GROSS DEBT	\$396,000.00
Per Capita Gross Debt	\$155.91
Deductions for	
School debt	\$125,387.00
Self-liquidating debt.
Other capital debt
TOTAL DEDUCTIONS	125,387.00
NET DEBT	\$270,613.00

Average Assessed Valuations	
Real Property 1954-1955-1956..	\$2,089,783.00
Per Cent of Net Debt	12.94

CURRENT FINANCES DECEMBER 31, 1956

Cash	\$38,524.65
Taxes receivable	27,696.12
Tax title liens	557.60
Foreclosed property
Other receivables	15,189.99
State road aid receivable	8,000.00
Emergencies and deferred charges ..	3,342.89
TOTAL ASSETS	\$93,311.25
Cash liabilities	\$1,514.15
Reserves for receivables	43,443.71
Surplus revenue	48,353.39
TOTAL LIABILITIES AND SURPLUS	\$93,311.25

Required Payments for Local School, County, and Special District Taxes	139,089.83
TOTAL EXPENDITURES AND REQUIRED PAYMENTS	\$208,450.38
Reserve for uncollected taxes	\$22,108.74
GRAND TOTAL—Budget	\$230,559.12

RECEIPTS AND REVENUES REALIZED IN 1956 TO MEET EXPENDITURES AND REQUIRED PAYMENTS

Surplus revenue appropriated ..	\$10,000.00
Miscellaneous revenues realized.	23,488.09
State aid revenues realized	11,867.00
Delinquent taxes including	
liens—1956 collections	17,823.51
Current taxes—1956 collections..	156,354.27
Emergency borrowings
TOTAL RECEIPTS AND REVENUES REALIZED	\$219,532.87

CAPITAL OUTLAY—1956

Beaches and boardwalks
Buildings and equipment	\$7,423.78
Parks and playgrounds
Sewers
Streets, roads and bridges	21,567.51
Water supply
Other

POINT PLEASANT BOROUGH—OCEAN COUNTY

Population Census, 1950—4,009 Land Area 3.6 sq. mi. Net Valuation Taxable \$4,404,210

EXPENDITURES AND REQUIRED PAYMENTS FOR 1956

General Government	
Administrative and executive	\$32,243.87
Assessment and collection of taxes	35,981.19
Finance Department
Protection to Persons & Property	
Fire	10,350.00
Police	62,780.00
Other
Streets and Roads	
Repairs and maintenance	37,891.11
Street lighting	13,000.00
Sanitation	
Street cleaning
Garbage and ash removal	19,344.00
Sewers
Health and Charities	
Health service	4,375.00
Welfare—public assistance	1,775.00
Hospitals (aid and maintenance) ..	500.00
Other
Recreation	
Beaches and boardwalks	2,006.74
Parks and playgrounds
Other
Educational	
(Exclusive of school districts) ..	1,200.00
Unclassified Purposes	
(Including contingent)	750.00
SUB-TOTAL—Municipal functions..	\$222,196.91

Per Capita—Municipal functions	\$55.42
Capital imp'ts and capital imp't fund	\$41,000.00
Debt Service	
Principal payments
Interest payments
Total

Per Capita Debt Service	
Deferred Charges and Statutory Expenditures	
Emergencies	\$6,812.00
Other deferred chgs.	7,904.00
Total	14,716.00

TOTAL—Municipal expenditures ... \$277,912.91

Required Payments for Local School, County, and Special District Taxes 480,803.92

TOTAL EXPENDITURES AND REQUIRED PAYMENTS \$758,716.83

Reserve for uncollected taxes

GRAND TOTAL—Budget \$822,115.96

RECEIPTS AND REVENUES REALIZED IN 1956 TO MEET EXPENDITURES AND REQUIRED PAYMENTS

Surplus revenue appropriated ..	\$60,000.00
Miscellaneous revenues realized.	71,711.67
State aid revenues realized	16,259.00
Delinquent taxes including	
liens—1956 collections	32,629.52
current taxes—1956 collections..	558,994.13
Emergency borrowings
TOTAL RECEIPTS AND REVENUES REALIZED	\$739,594.32

CAPITAL OUTLAY—1956

Beaches and boardwalks
Buildings and equipment
Parks and playgrounds
Sewers
Streets, roads and bridges
Water supply	\$8,663.39
Other

Tax rate	\$12.83
Local school tax rate	8.20
County tax rate	2.72
Local purpose tax rate	1.91

TAXES

Local school tax ...	\$360,990.54	
County taxes	119,813.38	
Special district taxes	
Local purpose levy	\$480,803.92
Total tax levy (tax duplicate)	\$564,977.16
Per Capita Total Tax Levy \$140.93		

Current	
1956 taxes levied (total)	\$602,693.50
Collected in 1956	558,994.13
Per cent of levy collected in 1956 ...	92.74
Transferred to liens	1,500.00
Cancelled, abated or adjusted	3,418.67
Outstanding December 31, 1956 ..	\$38,780.70

All Prior Years Outstanding	
Balance January 1, 1956	\$32,909.28
Collected in 1956	31,438.79
Balance December 31, 1956	\$646.16

Tax Title Liens Outstanding	
Balance January 1, 1956	\$7,112.79
Redeemed by cash	1,190.73
Balance December 31, 1956	\$8,036.43

Property Acquired by Deed or Foreclosure	
Balance January 1, 1956	\$2,550.00
Sale for cash	90.00
Balance December 31, 1956	\$2,550.00

CAPITAL DEBT, DECEMBER 31, 1956

Gross Debt	
School debt	\$586,000.00
Self-liquidating debt.	141,300.00
Other capital debt

TOTAL GROSS DEBT \$727,300.00

Per Capita Gross Debt \$181.42

Deductions for	
School debt	\$224,780.00
Self-liquidating debt.	141,300.00
Other capital debt

TOTAL DEDUCTIONS 366,080.00

NET DEBT \$361,220.00

Average Assessed Valuations	
Real Property 1954-1955-1956..	\$3,746,325.00
Per Cent of Net Debt	9.64

CURRENT FINANCES DECEMBER 31, 1956

Cash	\$182,531.74
Taxes receivable	39,426.86
Tax title liens	8,036.43
Foreclosed property	2,550.00
Other receivables	437.85
State road aid receivable	14,426.48
Emergencies and deferred charges ..	26,372.01
TOTAL ASSETS	\$273,781.37

Cash liabilities	\$195,239.17
Reserves for receivables	50,451.14
Surplus revenue	28,091.06

TOTAL LIABILITIES AND SURPLUS \$273,781.37

POINT PLEASANT BEACH BOROUGH—OCEAN COUNTY

Population Census, 1950—2,900 Land Area 1.5 sq. mi. Net Valuation Taxable \$5,585,999

EXPENDITURES AND RE-REQUIRED PAYMENTS FOR 1956	
General Government	
Administrative and executive	\$38,665.00
Assessment and collection of taxes	14,930.00
Finance Department	
Protection to Persons & Property	
Fire	16,757.33
Police	102,650.00
Other	
Streets and Roads	
Repairs and maintenance	36,984.44
Street lighting	17,300.00
Sanitation	
Street cleaning	
Garbage and ash removal	21,888.00
Sewers	
Health and Charities	
Health service	1,600.00
Welfare—public assistance	1,850.00
Hospitals (aid and maintenance)	
Other	
Recreation	
Beaches and boardwalks	
Parks and playgrounds	2,100.00
Other	300.00
Educational	
(Exclusive of school districts) ..	2,000.00
Unclassified Purposes	
(Including contingent)	1,500.00
SUB-TOTAL—Municipal functions..	\$258,524.77
Per Capita—Municipal functions	
Capital imp'ts and capital imp't fund	\$89.15
Debt Service	\$112,939.98
Principal payments .	\$7,500.00
Interest payments ..	749.50
Total	8,249.50
Per Capita Debt Service	
Defered Charges and Statutory Expenditures	\$2.84
Emergencies	\$3,750.00
Other deferred chgs.	10,032.67
Total	13,802.67
TOTAL—Municipal expenditures ...	\$393,516.92
Required Payments for Local School, County, and Special District Taxes	
	424,030.51
TOTAL EXPENDITURES AND REQUIRED PAYMENTS	\$817,547.43
Reserve for uncollected taxes	\$35,226.96
GRAND TOTAL—Budget	\$852,774.39
RECEIPTS AND REVENUES REALIZED IN 1956 TO MEET EXPENDITURES AND RE-REQUIRED PAYMENTS	
Surplus revenue appropriated ..	\$78,400.00
Miscellaneous revenues realized.	108,076.47
State aid revenues realized	19,076.00
Delinquent taxes including	
liens—1956 collections	26,242.82
Current taxes—1956 collections..	595,540.25
Emergency borrowings	
TOTAL RECEIPTS AND REVENUES REALIZED	\$827,335.54

CAPITAL OUTLAY—1956

Beaches and boardwalks	
Buildings and equipment	\$165,249.14
Parks and playgrounds	
Sewers	
Streets, roads and bridges	13,069.32
Water supply	
Other	

Tax rate	\$11.05
Local school tax rate	5.13
County tax rate	2.47
Local purpose tax rate	3.45

TAXES

Local school tax ...	\$286,321.50	
County taxes	137,709.01	
Special district taxes		
Local purpose levy		\$424,030.51
		196,321.57
Total tax levy (tax duplicate) ..		\$620,352.08
Per Capita Total Tax Levy		
	\$213.91	
Current		
1956 taxes levied (total)		\$627,845.06
Collected in 1956		595,540.25
Per cent of levy collected in 1956 ...	94.85	
Transferred to liens		900.00
Cancelled, abated or adjusted		
Outstanding December 31, 1956 ..		\$31,404.81

All Prior Years Outstanding

Balance January 1, 1956	\$33,056.41
Collected in 1956	25,872.70
Balance December 31, 1956	\$7,183.71

Tax Title Liens Outstanding

Balance January 1, 1956	\$5,933.44
Redeemed by cash	370.12
Balance December 31, 1956	\$6,463.32

Property Acquired by Deed or Foreclosure

Balance January 1, 1956	\$38,725.00
Sale for cash	
Balance December 31, 1956	\$38,725.00

CAPITAL DEBT, DECEMBER 31, 1956

Gross Debt	
School debt	\$355,000.00
Self-liquidating debt.	116,000.00
Other capital debt ..	139,000.00
TOTAL GROSS DEBT	\$610,000.00
Per Capita Gross Debt	\$210.34

Deductions for

School debt	\$355,000.00
Self-liquidating debt.	116,000.00
Other capital debt ..	
TOTAL DEDUCTIONS	471,000.00
NET DEBT	\$139,000.00

Average Assessed Valuations

Real Property 1954-1955-1956..	\$5,081,865.00
Per Cent of Net Debt	2.73

CURRENT FINANCES DECEMBER 31, 1956

Cash	\$40,938.13
Taxes receivable	38,588.52
Tax title liens	6,463.32
Foreclosed property	38,725.00
Other receivables	81,674.74
State road aid receivable	27,400.00
Emergencies and deferred charges ..	32,298.04
TOTAL ASSETS	\$266,087.75

Cash liabilities	\$100,429.52
Reserves for receivables	165,451.58
Surplus revenue	206.65
TOTAL LIABILITIES AND SURPLUS	\$266,087.75

POMPTON LAKES BOROUGH—PASSAIC COUNTY

Population Census, 1950—4,654

Land Area 3.5 sq. mi.

Net Valuation Taxable \$10,504,142

EXPENDITURES AND REQUIRED PAYMENTS FOR 1956	
General Government	
Administrative and executive	\$47,256.97
Assessment and collection of taxes	19,535.33
Finance Department	990.00
Protection to Persons & Property	
Fire	21,370.00
Police	67,103.18
Other
Streets and Roads	
Repairs and maintenance	39,850.86
Street lighting	22,024.22
Sanitation	
Street cleaning
Garbage and ash removal	42,400.00
Sewers
Health and Charities	
Health service	10,597.92
Welfare—public assistance	480.00
Hospitals (aid and maintenance)	900.00
Other
Recreation	
Beaches and boardwalks
Parks and playgrounds	13,414.53
Other	8,660.40
Educational	
(Exclusive of school districts)	8,860.00
Unclassified Purposes	
(Including contingent)	6,456.59
SUB-TOTAL—Municipal functions..	\$309,900.00
Per Capita—Municipal functions	\$66.59
Capital imp'ts and capital imp't fund	\$32,800.00
Debt Service	
Principal payments	\$25,000.00
Interest payments	9,509.50
Total	34,509.50
Per Capita Debt Service	\$7.42
Deferred Charges and Statutory Expenditures	
Emergencies
Other deferred chgs.	\$20,934.61
Total	20,934.61
TOTAL—Municipal expenditures	\$398,144.11
Required Payments for Local School, County, and Special District Taxes	
	573,953.54
TOTAL EXPENDITURES AND REQUIRED PAYMENTS	\$972,097.65
Reserve for uncollected taxes	\$61,900.92
GRAND TOTAL—Budget	\$1,033,998.57
RECEIPTS AND REVENUES REALIZED IN 1956 TO MEET EXPENDITURES AND REQUIRED PAYMENTS	
Surplus revenue appropriated	\$35,000.00
Miscellaneous revenues realized	111,050.19
State aid revenues realized	13,053.00
Delinquent taxes including	
liens—1956 collections	30,770.31
Current taxes—1956 collections..	865,842.00
Emergency borrowings
TOTAL RECEIPTS AND REVENUES REALIZED	\$1,055,715.50
CAPITAL OUTLAY—1956	
Beaches and boardwalks
Buildings and equipment	\$14,852.67
Parks and playgrounds
Sewers
Streets, roads and bridges	9,747.99
Water supply
Other	2,485.33

Tax rate	\$8.33
Local school tax rate	3.98
County tax rate	1.49
Local purpose tax rate	2.86
TAXES	
Local school tax	\$417,902.87
County taxes	156,050.67
Special district taxes
Local purpose levy	\$573,953.54
Total tax levy (tax duplicate) ..	\$876,570.75
Per Capita Total Tax Levy	
	\$188.35
Current	
1956 taxes levied (total)	\$911,318.75
Collected in 1956	865,842.00
Per cent of levy collected in 1956	95.00
Transferred to liens	438.33
Cancelled, abated or adjusted	8,005.03
Outstanding December 31, 1956 ..	\$37,033.39
All Prior Years Outstanding	
Balance January 1, 1956	\$31,503.17
Collected in 1956	30,770.31
Balance December 31, 1956	\$21.93
Tax Title Liens Outstanding	
Balance January 1, 1956	\$3,822.13
Redeemed by cash
Balance December 31, 1956	\$4,416.97
Property Acquired by Deed or Foreclosure	
Balance January 1, 1956	\$25,125.00
Sale for cash	4,925.00
Balance December 31, 1956	\$23,937.50

CAPITAL DEBT, DECEMBER 31, 1956	
Gross Debt	
School debt	\$953,000.00
Self-liquidating debt.	184,000.00
Other capital debt	371,900.00
TOTAL GROSS DEBT	\$1,508,900.00
Per Capita Gross Debt	
	\$324.22
Deductions for	
School debt	\$735,315.00
Self-liquidating debt.	184,000.00
Other capital debt	1,400.00
TOTAL DEDUCTIONS	920,715.00
NET DEBT	\$588,185.00
Average Assessed Valuations	
Real Property 1954-1955-1956..	\$9,191,434.00
Per Cent of Net Debt	6.39

CURRENT FINANCES DECEMBER 31, 1956	
Cash	\$135,124.10
Taxes receivable	37,055.32
Tax title liens	4,416.97
Foreclosed property	23,937.50
Other receivables	134.16
State road aid receivable	8,000.00
Emergencies and deferred charges
TOTAL ASSETS	\$208,668.05
Cash liabilities	\$37,003.12
Reserves for receivables	65,543.95
Surplus revenue	106,120.98
TOTAL LIABILITIES AND SURPLUS	\$208,668.05

PORT REPUBLIC CITY—ATLANTIC COUNTY

Population Census, 1950—423

Land Area 8.14 sq. mi.

Net Valuation Taxable \$190,750

EXPENDITURES AND RE-REQUIRED PAYMENTS FOR 1956	
General Government	
Administrative and executive	\$2,959.00
Assessment and collection of taxes	925.00
Finance Department	215.00
Protection to Persons & Property	
Fire	800.00
Police	400.00
Other
Streets and Roads	
Repairs and maintenance	5,432.22
Street lighting	940.00
Sanitation	
Street cleaning
Garbage and ash removal	150.00
Sewers
Health and Charities	
Health service	70.00
Welfare—public assistance	35.00
Hospitals (aid and maintenance)
Other
Recreation	
Beaches and boardwalks
Parks and playgrounds	701.00
Other
Educational (Exclusive of school districts)	
Unclassified Purposes (Including contingent)	
	80.00
SUB-TOTAL—Municipal functions..	\$12,707.22
Per Capita—Municipal functions	
Capital imp'ts and capital imp't fund	\$30.04
Debt Service	\$222.22
Principal payments	\$1,000.00
Interest payments	185.00
Total	*1,185.00
Per Capita Debt Service	
	\$2.80
Deferred Charges and Statutory Expenditures	
Emergencies	\$150.00
Other deferred chgs.	75.00
Total	225.00
TOTAL—Municipal expenditures	\$14,339.44
Required Payments for Local School, County, and Special District Taxes	
	20,099.51
TOTAL EXPENDITURES AND REQUIRED PAYMENTS	\$34,438.95
Reserve for uncollected taxes	\$3,089.14
GRAND TOTAL—Budget	\$37,528.09
RECEIPTS AND REVENUES REALIZED IN 1956 TO MEET EXPENDITURES AND RE-REQUIRED PAYMENTS	
Surplus revenue appropriated	\$3,099.58
Miscellaneous revenues realized	7,497.42
State aid revenues realized	4,339.35
Delinquent taxes including	
liens—1956 collections	1,975.24
Current taxes—1956 collections..	19,056.89
Emergency borrowings
TOTAL RECEIPTS AND REVENUES REALIZED	\$35,968.48

CAPITAL OUTLAY—1956

Beaches and boardwalks
Buildings and equipment
Parks and playgrounds
Sewers
Streets, roads and bridges
Water supply
Other

Tax rate	\$11.22
Local school tax rate	8.49
County tax rate	2.65
Local purpose tax rate	0.08

TAXES

Local school tax	\$16,199.65	
County taxes	5,059.86	
Special district taxes	
Local purpose levy	140.00	\$21,259.51
Total tax levy (tax duplicate)	\$21,399.51

Per Capita Total Tax Levy \$50.59

Current

1956 taxes levied (total)	\$21,469.79
Collected in 1956	19,056.89
Per cent of levy collected in 1956	88.76
Transferred to liens	56.12
Cancelled, abated or adjusted	513.12
Outstanding December 31, 1956 ..	\$1,843.66

All Prior Years Outstanding

Balance January 1, 1956	\$2,422.71
Collected in 1956	1,975.24
Balance December 31, 1956	\$87.15

Tax Title Liens Outstanding

Balance January 1, 1956	\$575.80
Redeemed by cash
Balance December 31, 1956	\$631.92

Property Acquired by Deed or Foreclosure

Balance January 1, 1956
Sale for cash
Balance December 31, 1956

CAPITAL DEBT, DECEMBER 31, 1956

Gross Debt	
School debt	\$3,000.00
Self-liquidating debt.
Other capital debt

TOTAL GROSS DEBT \$3,000.00
Per Capita Gross Debt \$7.00

Deductions for

School debt	\$3,000.00
Self-liquidating debt.
Other capital debt

TOTAL DEDUCTIONS 3,000.00

NET DEBT

Average Assessed Valuations

Real Property 1954-1955-1956..	\$173,560.00
Per Cent of Net Debt

CURRENT FINANCES DECEMBER 31, 1956

Cash	\$11,292.66
Taxes receivable	1,930.81
Tax title liens	631.92
Foreclosed property
Other receivables
State road aid receivable
Emergencies and deferred charges ..	400.00
TOTAL ASSETS	\$14,255.39

Cash liabilities	\$2,180.03
Reserves for receivables	2,562.73
Surplus revenue	9,512.63

TOTAL LIABILITIES AND SURPLUS \$14,255.39

* Includes \$1,160.00 Chapter VI School Debt Service.

PRINCETON BOROUGH—MERCER COUNTY

Population Census, 1950—12,230 Land Area 1.76 sq. mi. Net Valuation Taxable \$20,477,364

EXPENDITURES AND REQUIRED PAYMENTS FOR 1956	
General Government	
Administrative and executive	\$82,568.78
Assessment and collection of taxes	17,529.08
Finance Department
Protection to Persons & Property	
Fire	24,264.70
Police	137,292.01
Other
Streets and Roads	
Repairs and maintenance	68,276.18
Street lighting	20,074.65
Sanitation	
Street cleaning	21,798.93
Garbage and ash removal	39,700.22
Sewers	53,045.24
Health and Charities	
Health service	19,370.36
Welfare—public assistance	3,300.00
Hospitals (aid and maintenance)	20,400.00
Other
Recreation	
Beaches and boardwalks
Parks and playgrounds	3,700.00
Other
Educational	
(Exclusive of school districts)	38,661.74
Unclassified Purposes	
(Including contingent)	27,413.05
SUB-TOTAL—Municipal functions..	\$577,394.94

Per Capita—Municipal functions	\$47.21
Capital imp'ts and capital imp't fund	\$28,000.00
Debt Service	
Principal payments	\$55,000.00
Interest payments	9,397.54
Total	64,397.54
Per Capita Debt Service	\$5.27
Deferred Charges and Statutory Expenditures	
Emergencies
Other deferred chgs.	\$34,407.43
Total	34,407.43

TOTAL—Municipal expenditures	\$704,199.91
Required Payments for Local School, County, and Special District Taxes	808,958.03

TOTAL EXPENDITURES AND REQUIRED PAYMENTS	\$1,513,157.94
Reserve for uncollected taxes	\$35,000.00
GRAND TOTAL—Budget	\$1,548,157.94

RECEIPTS AND REVENUES REALIZED IN 1956 TO MEET EXPENDITURES AND REQUIRED PAYMENTS	
Surplus revenue appropriated	\$65,000.00
Miscellaneous revenues realized	335,885.48
State aid revenues realized	12,702.77
Delinquent taxes including	
liens—1956 collections	25,121.16
Current taxes—1956 collections..	1,125,215.56
Emergency borrowings
TOTAL RECEIPTS AND REVENUES REALIZED	\$1,563,924.97

CAPITAL OUTLAY—1956	
Beaches and boardwalks
Buildings and equipment	\$91,624.50
Parks and playgrounds
Sewers	3,215.50
Streets, roads and bridges
Water supply
Other

Tax rate	\$5.58
Local school tax rate	2.56
County tax rate	1.39
Local purpose tax rate	1.63

TAXES	
Local school tax	\$523,653.15
County taxes	\$285,304.88
Special district taxes
Local purpose levy	\$808,958.03
Total tax levy (tax duplicate)	\$1,148,906.03

Per Capita Total Tax Levy	\$93.94
Current	
1956 taxes levied (total)	\$1,154,701.93
Collected in 1956	1,125,215.56
Per cent of levy collected in 1956	97.44
Transferred to liens	15.62
Cancelled, abated or adjusted	3,638.53
Outstanding December 31, 1956	\$25,832.22

All Prior Years Outstanding	
Balance January 1, 1956	\$25,836.29
Collected in 1956	25,121.16
Balance December 31, 1956	\$282.12

Tax Title Liens Outstanding	
Balance January 1, 1956	\$126.95
Redeemed by cash
Balance December 31, 1956	\$142.57

Property Acquired by Deed or Foreclosure	
Balance January 1, 1956	\$280.00
Sale for cash
Balance December 31, 1956	\$280.00

CAPITAL DEBT, DECEMBER 31, 1956	
Gross Debt	
School debt	\$1,971,000.00
Self-liquidating debt.
Other capital debt	677,181.00
TOTAL GROSS DEBT	\$2,648,181.00
Per Capita Gross Debt	\$216.53

Deductions for	
School debt	\$1,510,191.00
Self-liquidating debt.
Other capital debt
TOTAL DEDUCTIONS	1,510,191.00
NET DEBT	\$1,137,990.00

Average Assessed Valuations	
Real Property 1954-1955-1956..	\$18,383,118.00
Per Cent of Net Debt	6.19

CURRENT FINANCES DECEMBER 31, 1956	
Cash	\$392,310.63
Taxes receivable	26,114.34
Tax title liens	142.57
Foreclosed property	280.00
Other receivables
State road aid receivable	5,504.89
Emergencies and deferred charges	17,000.00
TOTAL ASSETS	\$441,352.43
Cash liabilities	\$184,755.84
Reserves for receivables	26,536.91
Surplus revenue	230,059.68
TOTAL LIABILITIES AND SURPLUS	\$441,352.43

PRINCETON TOWNSHIP—MERCER COUNTY

Population Census, 1950—5,407

Land Area 16.25 sq. mi.

Net Valuation Taxable \$14,120,564

EXPENDITURES AND REQUIRED PAYMENTS FOR 1956

General Government	
Administrative and executive	\$39,270.27
Assessment and collection of taxes	19,562.44
Finance Department	1,866.66
Protection to Persons & Property	
Fire	13,395.00
Police	72,070.75
Other
Streets and Roads	
Repairs and maintenance	74,427.90
Street lighting	5,372.78
Sanitation	
Street cleaning
Garbage and ash removal	12,476.84
Sewers	29,466.46
Health and Charities	
Health service	5,820.54
Welfare—public assistance	4,251.62
Hospitals (aid and maintenance)	14,120.00
Other	526.15
Recreation	
Beaches and boardwalks
Parks and playgrounds	1,700.00
Other
Educational	
(Exclusive of school districts) ..	12,288.00
Unclassified Purposes	
(Including contingent)	16,245.00
SUB-TOTAL—Municipal functions..	\$322,680.41

Per Capita—Municipal functions	\$59.68
Capital imp'ts and capital imp't fund	\$31,200.00
Debt Service	
Principal payments ..	\$15,000.00
Interest payments ..	7,160.75
Total	22,160.75

Per Capita Debt Service	\$4.10
Deferred Charges and Statutory Expenditures	
Emergencies
Other deferred chgs. ..	\$11,604.76
Total	11,604.76

TOTAL—Municipal expenditures ...	\$387,645.92
---	---------------------

Required Payments for Local School, County, and Special District Taxes	847,887.32
---	-------------------

TOTAL EXPENDITURES AND REQUIRED PAYMENTS	\$1,235,533.24
---	-----------------------

Reserve for uncollected taxes	\$60,000.00
-------------------------------------	-------------

GRAND TOTAL—Budget	\$1,295,533.24
---------------------------------	-----------------------

RECEIPTS AND REVENUES REALIZED IN 1956 TO MEET EXPENDITURES AND REQUIRED PAYMENTS

Surplus revenue appropriated ..	\$50,000.00
Miscellaneous revenues realized.	140,614.83
State aid revenues realized	24,227.00
Delinquent taxes including	
liens—1956 collections	43,424.58
Current taxes—1956 collections..	1,045,365.02
Emergency borrowings

TOTAL RECEIPTS AND REVENUES REALIZED	\$1,303,631.43
---	-----------------------

CAPITAL OUTLAY—1956

Beaches and boardwalks
Buildings and equipment	\$33,849.20
Parks and playgrounds
Sewers
Streets, roads and bridges	5,841.40
Water supply
Other	6,271.04

Tax rate	\$7.48
Local school tax rate	4.03
County tax rate	1.93
Local purpose tax rate	1.52

TAXES

Local school tax ...	\$569,398.77
County taxes	271,978.55
Special district taxes	6,510.00

Local purpose levy	\$847,887.32
Total tax levy (tax duplicate) ..	215,066.50

Total tax levy (tax duplicate) ..	\$1,062,953.82
--	-----------------------

Per Capita Total Tax Levy	\$196.59
--	-----------------

Current	
1956 taxes levied (total)	\$1,108,298.04
Collected in 1956	1,045,365.02
Per cent of levy collected in 1956 ...	94.32
Transferred to liens
Cancelled, abated or adjusted	2,988.26
Outstanding December 31, 1956 ..	\$59,944.76

All Prior Years Outstanding	
Balance January 1, 1956	\$43,519.88
Collected in 1956	43,424.58
Balance December 31, 1956

Tax Title Liens Outstanding	
Balance January 1, 1956
Redeemed by cash
Balance December 31, 1956

Property Acquired by Deed or Foreclosure	
Balance January 1, 1956
Sale for cash
Balance December 31, 1956

CAPITAL DEBT, DECEMBER 31, 1956

Gross Debt	
School debt	\$1,240,000.00
Self-liquidating debt.
Other capital debt ..	316,910.00

TOTAL GROSS DEBT	\$1,556,910.00
-------------------------------	-----------------------

Per Capita Gross Debt	\$287.94
------------------------------------	-----------------

Deductions for	
School debt	\$694,882.00
Self-liquidating debt.
Other capital debt

TOTAL DEDUCTIONS	694,882.00
-------------------------------	-------------------

NET DEBT	\$862,028.00
-----------------------	---------------------

Average Assessed Valuations	
Real Property 1954-1955-1956..	\$11,581,370.00
Per Cent of Net Debt	7.44

CURRENT FINANCES DECEMBER 31, 1956

Cash	\$204,458.95
Taxes receivable	59,944.76
Tax title liens
Foreclosed property
Other receivables	9,513.99
State road aid receivable	33,300.00
Emergencies and deferred charges ..	16,000.00

TOTAL ASSETS	\$323,217.70
---------------------------	---------------------

Cash liabilities	\$144,149.79
Reserves for receivables	69,458.75
Surplus revenue	109,609.16

TOTAL LIABILITIES AND SURPLUS	\$323,217.70
--	---------------------

PROSPECT PARK BOROUGH—PASSAIC COUNTY

Population Census, 1950—5,242

Land Area 0.4 sq. mi.

Net Valuation Taxable \$4,769,475

EXPENDITURES AND REQUIRED PAYMENTS FOR 1956

General Government	
Administrative and executive	\$7,070.00
Assessment and collection of taxes	9,505.00
Finance Department
Protection to Persons & Property	
Fire	8,250.00
Police	24,150.00
Other
Streets and Roads	
Repairs and maintenance	17,250.00
Street lighting	4,500.00
Sanitation	
Street cleaning
Garbage and ash removal	12,100.00
Sewers	5,050.00
Health and Charities	
Health service	3,935.00
Weifare—public assistance	400.00
Hospitals (aid and maintenance) ..	800.00
Other
Recreation	
Beaches and boardwalks
Parks and playgrounds
Other	995.00
Educational	
(Exclusive of school districts)
Unclassified Purposes	
(Including contingent)	1,000.00
SUB-TOTAL—Municipal functions..	\$95,005.00

Per Capita—Municipal functions	\$18.12
Capital imp'ts and capital imp't fund	\$1,000.00
Debt Service	
Principal payments
Interest payments
Total

Per Capita Debt Service	
Deferred Charges and Statutory Expenditures	
Emergencies
Other deferred chgs.	\$1,650.00
Total	1,650.00

TOTAL—Municipal expenditures ... \$97,655.00

Required Payments for Local School, County, and Special District Taxes	216,466.55
---	-------------------

TOTAL EXPENDITURES AND REQUIRED PAYMENTS \$314,121.55

Reserve for uncollected taxes \$27,520.30

GRAND TOTAL—Budget \$341,641.85

RECEIPTS AND REVENUES REALIZED IN 1956 TO MEET EXPENDITURES AND REQUIRED PAYMENTS

Surplus revenue appropriated ..	\$35,000.00
Miscellaneous revenues realized ..	34,843.01
State aid revenues realized	4,101.00
Delinquent taxes including
liens—1956 collections	1,250.53
Current taxes—1956 collections..	282,894.59
Emergency borrowings

TOTAL RECEIPTS AND REVENUES REALIZED \$358,089.13

CAPITAL OUTLAY—1956

Beaches and boardwalks
Buildings and equipment	\$471.64
Parks and playgrounds
Sewers
Streets, roads and bridges
Water supply
Other

Tax rate	\$5.64
Local school tax rate	3.16
County tax rate	1.38
Local purpose tax rate	1.10

TAXES

Local school tax ...	\$150,839.44	
County taxes	65,627.11	
Special district taxes	
Local purpose levy		\$216,466.55
		64,524.30
Total tax levy (tax duplicate) ..		\$280,990.85
Per Capita Total Tax Levy	\$53.60	

Current	
1956 taxes levied (total)	\$283,990.29
Collected in 1956	282,894.59
Per cent of levy collected in 1956	99.61
Transferred to liens
Cancelled, abated or adjusted
Outstanding December 31, 1956 ..	\$1,095.70

All Prior Years Outstanding	
Balance January 1, 1956	\$1,266.15
Collected in 1956	1,250.53
Balance December 31, 1956	\$15.62

Tax Title Liens Outstanding	
Balance January 1, 1956
Redeemed by cash
Balance December 31, 1956

Property Acquired by Deed or Foreclosure	
Balance January 1, 1956	\$750.00
Sale for cash	4,358.28
Balance December 31, 1956

CAPITAL DEBT, DECEMBER 31, 1956

Gross Debt	
School debt	\$43,000.00
Self-liquidating debt.
Other capital debt ..	16,343.00

TOTAL GROSS DEBT \$59,343.00

Per Capita Gross Debt \$11.32

Deductions for	
School debt	\$43,000.00
Self-liquidating debt.
Other capital debt

TOTAL DEDUCTIONS 43,000.00

NET DEBT \$16,343.00

Average Assessed Valuations	
Real Property 1954-1955-1956..	\$4,537,350.00
Per Cent of Net Debt	0.36

CURRENT FINANCES DECEMBER 31, 1956

Cash	\$128,179.30
Taxes receivable	1,111.32
Tax title liens
Foreclosed property
Other receivables	2,794.00
State road aid receivable	6,057.12
Emergencies and deferred charges

TOTAL ASSETS \$138,141.74

Cash liabilities	\$23,346.40
Reserves for receivables	3,905.32
Surplus revenue	110,890.02

TOTAL LIABILITIES AND SURPLUS \$138,141.74

QUINTON TOWNSHIP—SALEM COUNTY

Population Census, 1950—1,821 Land Area 24.61 sq. mi. Net Valuation Taxable \$1,179,435

EXPENDITURES AND REQUIRED PAYMENTS FOR 1956	
General Government	
Administrative and executive	\$10,880.00
Assessment and collection of taxes	2,800.00
Finance Department	650.00
Protection to Persons & Property	
Fire	3,500.00
Police	2,285.00
Other
Streets and Roads	
Repairs and maintenance	12,170.00
Street lighting	2,750.00
Sanitation	
Street cleaning
Garbage and ash removal	900.00
Sewers
Health and Charities	
Health service	160.00
Welfare—public assistance	1,500.00
Hospitals (aid and maintenance)	200.00
Other	375.00
Recreation	
Beaches and boardwalks
Parks and playgrounds
Other
Educational	
(Exclusive of school districts)
Unclassified Purposes	
(Including contingent)	570.00
SUB-TOTAL—Municipal functions..	\$38,740.00
Per Capita—Municipal functions	\$21.27
Capital imp'ts and capital imp't fund	\$10,500.00
Debt Service	
Principal payments
Interest payments	\$50.00
Total	50.00
Per Capita Debt Service	\$0.03
Deferred Charges and Statutory Expenditures	
Emergencies
Other deferred chgs.	\$250.00
Total	250.00
TOTAL—Municipal expenditures	\$49,540.00
Required Payments for Local School, County, and Special District Taxes	
.....	91,666.73
TOTAL EXPENDITURES AND REQUIRED PAYMENTS	\$141,206.73
Reserve for uncollected taxes	\$36,249.60
GRAND TOTAL—Budget	\$177,456.33
RECEIPTS AND REVENUES REALIZED IN 1956 TO MEET EXPENDITURES AND REQUIRED PAYMENTS	
Surplus revenue appropriated	\$33,000.00
Miscellaneous revenues realized.	21,998.46
State aid revenues realized	8,069.60
Delinquent taxes including
liens—1956 collections	32,364.74
Current taxes—1956 collections..	76,788.95
Emergency borrowings
TOTAL RECEIPTS AND REVENUES REALIZED	\$172,221.75

Tax rate	\$8.61
Local school tax rate	5.54
County tax rate	2.23
Local purpose tax rate	0.84
TAXES	
Local school tax	\$65,375.45
County taxes	26,291.28
Special district taxes
Local purpose levy	9,857.60
Total tax levy (tax duplicate) ..	\$101,524.33
Per Capita Total Tax Levy	\$55.75
Current	
1956 taxes levied (total)	\$101,935.45
Collected in 1956	76,788.95
Per cent of levy collected in 1956	75.33
Transferred to liens	170.00
Cancelled, abated or adjusted
Outstanding December 31, 1956 ..	\$24,976.50
All Prior Years Outstanding	
Balance January 1, 1956	\$42,790.07
Collected in 1956	32,364.74
Balance December 31, 1956	\$10,425.33
Tax Title Liens Outstanding	
Balance January 1, 1956	\$1,447.42
Redeemed by cash
Balance December 31, 1956	\$1,617.42
Property Acquired by Deed or Foreclosure	
Balance January 1, 1956	\$94.54
Sale for cash
Balance December 31, 1956	\$94.54

CAPITAL DEBT, DECEMBER 31, 1956	
Gross Debt	
School debt	\$85,600.00
Self-liquidating debt.
Other capital debt
TOTAL GROSS DEBT	\$85,600.00
Per Capita Gross Debt	\$47.01
Deductions for	
School debt	\$62,604.00
Self-liquidating debt.
Other capital debt
TOTAL DEDUCTIONS	62,604.00
NET DEBT	\$22,996.00
Average Assessed Valuations	
Real Property 1954-1955-1956..	\$1,043,400.00
Per Cent of Net Debt	2.20

CURRENT FINANCES DECEMBER 31, 1956	
Cash	\$34,323.69
Taxes receivable	35,401.83
Tax title liens	1,617.42
Foreclosed property	94.54
Other receivables
State road aid receivable	8,787.98
Emergencies and deferred charges ..	1,100.00
TOTAL ASSETS	\$81,325.46
Cash liabilities	\$3,692.35
Reserves for receivables	37,113.79
Surplus revenue	40,519.32
TOTAL LIABILITIES AND SURPLUS	\$81,325.46

CAPITAL OUTLAY—1956	
Beaches and boardwalks
Buildings and equipment
Parks and playgrounds
Sewers
Streets, roads and bridges
Water supply
Other

RAHWAY CITY—UNION COUNTY

Population Census, 1950—21,290

Land Area 4.1 sq. mi.

Net Valuation Taxable \$38,592,698

EXPENDITURES AND REQUIRED PAYMENTS FOR 1956

General Government	
Administrative and executive	\$172,219.82
Assessment and collection of taxes	21,407.32
Finance Department	39,814.70
Protection to Persons & Property	
Fire	230,275.00
Police	339,504.96
Other
Streets and Roads	
Repairs and maintenance	180,150.00
Street lighting	55,500.00
Sanitation	
Street cleaning
Garbage and ash removal	67,803.00
Sewers	60,529.20
Health and Charities	
Health service	33,000.00
Welfare—public assistance	22,234.16
Hospitals (aid and maintenance)
Other
Recreation	
Beaches and boardwalks
Parks and playgrounds
Other	43,600.00
Educational	
(Exclusive of school districts)	43,900.00
Unclassified Purposes	
(Including contingent)	25,700.00
SUB-TOTAL—Municipal functions..	\$1,335,638.16

Per Capita—Municipal functions	\$62.74
Capital imp'ts and capital imp't fund	\$15,450.00
Debt Service	
Principal payments	\$232,557.75
Interest payments	90,711.57
Total	*323,269.32
Per Capita Debt Service	\$15.18
Deferred Charges and Statutory Expenditures	
Emergencies	\$24,730.00
Other deferred chgs.	100,784.45
Total	125,514.45
TOTAL—Municipal expenditures	\$1,799,871.93

Required Payments for Local School, County, and Special District Taxes	1,363,616.33
TOTAL EXPENDITURES AND REQUIRED PAYMENTS	\$3,163,488.26
Reserve for uncollected taxes	\$105,000.00
GRAND TOTAL—Budget	\$3,268,488.26

RECEIPTS AND REVENUES REALIZED IN 1956 TO MEET EXPENDITURES AND REQUIRED PAYMENTS	
Surplus revenue appropriated	\$168,730.00
Miscellaneous revenues realized	333,313.51
State aid revenues realized	53,691.77
Delinquent taxes including liens—1956 collections	81,106.31
Current taxes—1956 collections.. . . .	2,645,316.09
Emergency borrowings
TOTAL RECEIPTS AND REVENUES REALIZED	\$3,282,157.68

CAPITAL OUTLAY—1956	
Beaches and boardwalks
Buildings and equipment
Parks and playgrounds
Sewers
Streets, roads and bridges
Water supply	\$29.75
Other	186,229.83

Tax rate	\$7.03
Local school tax rate	3.08
County tax rate	0.88
Local purpose tax rate	3.07

TAXES	
Local school tax	\$1,187,337.46
County taxes	338,208.24
Special district taxes
Local purpose levy	\$1,525,545.70
Total tax levy (tax duplicate) ..	\$2,717,127.70
Per Capita Total Tax Levy	\$127.62

Current	
1956 taxes levied (total)	\$2,745,400.53
Collected in 1956	2,645,316.09
Per cent of levy collected in 1956	96.35
Transferred to liens	1,992.14
Cancelled, abated or adjusted	2,693.73
Outstanding December 31, 1956	\$95,398.57

All Prior Years Outstanding	
Balance January 1, 1956	\$156,540.52
Collected in 1956	79,017.87
Balance December 31, 1956	\$76,286.12

Tax Title Liens Outstanding	
Balance January 1, 1956	\$13,813.57
Redeemed by cash	2,088.44
Balance December 31, 1956	\$12,919.88

Property Acquired by Deed or Foreclosure	
Balance January 1, 1956	\$79,075.00
Sale for cash	12,470.50
Balance December 31, 1956	\$79,375.00

CAPITAL DEBT, DECEMBER 31, 1956	
Gross Debt	
School debt	\$2,238,000.00
Self-liquidating debt.	375,000.00
Other capital debt	1,374,038.00
TOTAL GROSS DEBT	\$3,987,038.00
Per Capita Gross Debt	\$187.27

Deductions for	
School debt	\$2,238,000.00
Self-liquidating debt.	375,000.00
Other capital debt	246,893.00
TOTAL DEDUCTIONS	2,859,893.00
NET DEBT	\$1,127,145.00

Average Assessed Valuations	
Real Property 1954-1955-1956.. . . .	\$32,514,873.00
Per Cent of Net Debt	3.47

CURRENT FINANCES DECEMBER 31, 1956	
Cash	\$351,896.80
Taxes receivable	171,684.69
Tax title liens	12,919.88
Foreclosed property	79,375.00
Other receivables	50,942.17
State road aid receivable	14,832.00
Emergencies and deferred charges	19,500.00
TOTAL ASSETS	\$701,150.54
Cash liabilities	\$152,168.83
Reserves for receivables	314,921.74
Surplus revenue	234,059.97
TOTAL LIABILITIES AND SURPLUS	\$701,150.54

* Includes \$161,921.37 Chapter VI School Debt Service.

RAMSEY BOROUGH—BERGEN COUNTY

Population Census, 1950—4,670

Land Area 5.9 sq. mi.

Net Valuation Taxable \$8,594,461

EXPENDITURES AND REQUIRED PAYMENTS FOR 1956

General Government	
Administrative and executive	\$50,050.00
Assessment and collection of taxes	11,250.00
Finance Department	
Protection to Persons & Property	
Fire	20,450.00
Police	62,750.00
Other	
Streets and Roads	
Repairs and maintenance	63,300.00
Street lighting	16,000.00
Sanitation	
Street cleaning	
Garbage and ash removal	36,300.00
Sewers	
Health and Charities	
Health service	9,250.00
Welfare—public assistance	550.00
Hospitals (aid and maintenance) ..	
Other	
Recreation	
Beaches and boardwalks	
Parks and playgrounds	
Other	14,500.00
Educational	
(Exclusive of school districts) ..	11,200.00
Unclassified Purposes	
(Including contingent)	20,850.00
SUB-TOTAL—Municipal functions..	\$316,450.00

Per Capita—Municipal functions	
Capital imp'ts and capital imp't fund	\$67.76
Debt Service	
Principal payments .	\$7,000.00
Interest payments ..	2,828.25
Total	9,828.25
Per Capita Debt Service	
	\$2.10
Deferred Charges and Statutory Expenditures	
Emergencies	
Other deferred chgs.	\$14,192.00
Total	14,192.00
TOTAL—Municipal expenditures ...	\$373,470.25

Required Payments for Local School, County, and Special District Taxes	571,014.09
---	-------------------

TOTAL EXPENDITURES AND REQUIRED PAYMENTS	\$944,484.34
Reserve for uncollected taxes	\$57,946.00
GRAND TOTAL—Budget	\$1,002,430.34

RECEIPTS AND REVENUES REALIZED IN 1956 TO MEET EXPENDITURES AND REQUIRED PAYMENTS	
Surplus revenue appropriated ..	\$90,000.00
Miscellaneous revenues realized ..	119,703.39
State aid revenues realized	4,286.00
Delinquent taxes including	
Liens—1956 collections	33,252.10
Current taxes—1956 collections ..	781,000.77
Emergency borrowings	
TOTAL RECEIPTS AND REVENUES REALIZED	\$1,028,242.26

CAPITAL OUTLAY—1956

Beaches and boardwalks	
Buildings and equipment	
Parks and playgrounds	
Sewers	
Streets, roads and bridges	\$1,741.39
Water supply	63,493.60
Other	

Tax rate	\$9.37
Local school tax rate	5.42
County tax rate	1.23
Local purpose tax rate	2.72

TAXES

Local school tax ...	\$465,507.33
County taxes	105,506.76
Special district taxes	
Local purpose levy	\$571,014.09
	236,630.25
Total tax levy (tax duplicate) ..	\$807,644.34

Per Capita Total Tax Levy	\$172.94
--	-----------------

Current	
1956 taxes levied (total)	\$833,108.25
Collected in 1956	781,000.77
Per cent of levy collected in 1956 ...	93.74
Transferred to liens	60.91
Cancelled, abated or adjusted ...	3,881.09
Outstanding December 31, 1956 ..	\$48,165.48

All Prior Years Outstanding	
Balance January 1, 1956	\$33,753.63
Collected in 1956	33,186.93
Balance December 31, 1956	\$15.45

Tax Title Liens Outstanding	
Balance January 1, 1956	\$1,265.00
Redeemed by cash	65.17
Balance December 31, 1956	\$1,260.74

Property Acquired by Deed or Foreclosure	
Balance January 1, 1956	\$2,800.00
Sale for cash	
Balance December 31, 1956	\$2,800.00

CAPITAL DEBT, DECEMBER 31, 1956

Gross Debt	
School debt	\$1,116,000.00
Self-liquidating debt.	200,000.00
Other capital debt ..	264,000.00
TOTAL GROSS DEBT	\$1,580,000.00
Per Capita Gross Debt	\$338.33

Deductions for	
School debt	\$606,507.00
Self-liquidating debt.	200,000.00
Other capital debt ..	
TOTAL DEDUCTIONS	806,507.00
NET DEBT	\$773,493.00

Average Assessed Valuations	
Real Property 1954-1955-1956 ..	\$7,581,341.00
Per Cent of Net Debt	10.20

CURRENT FINANCES DECEMBER 31, 1956

Cash	\$419,566.80
Taxes receivable	48,180.93
Tax title liens	1,260.74
Foreclosed property	2,800.00
Other receivables	1,217.19
State road aid receivable	
Emergencies and deferred charges ..	
TOTAL ASSETS	\$473,025.66
Cash liabilities	\$125,954.59
Reserves for receivables	53,458.86
Surplus revenue	293,612.21
TOTAL LIABILITIES AND SURPLUS	\$473,025.66

RANDOLPH TOWNSHIP—MORRIS COUNTY

Population Census, 1950—4,293

Land Area 21.2 sq. mi.

Net Valuation Taxable \$4,133,442

EXPENDITURES AND REQUIRED PAYMENTS FOR 1956

General Government	
Administrative and executive	\$35,402.98
Assessment and collection of taxes	5,800.00
Finance Department	1,400.00
Protection to Persons & Property	
Fire	7,850.00
Police	26,601.92
Other
Streets and Roads	
Repairs and maintenance	62,595.60
Street lighting	100.00
Sanitation	
Street cleaning
Garbage and ash removal	11,000.00
Sewers
Health and Charities	
Health service	2,850.25
Welfare—public assistance	950.00
Hospitals (aid and maintenance)	900.00
Other
Recreation	
Beaches and boardwalks
Parks and playgrounds	1,100.00
Other
Educational	
(Exclusive of school districts)
Unclassified Purposes	
(Including contingent)	1,550.00
SUB-TOTAL—Municipal functions..	\$158,100.75

Per Capita—Municipal functions	\$36.83
Capital imp'ts and capital imp't fund	\$16,000.00
Debt Service	
Principal payments	\$5,120.00
Interest payments	164.80
Total	5,284.80
Per Capita Debt Service	\$1.23
Deferred Charges and Statutory Expenditures	
Emergencies
Other deferred chgs.	\$2,594.00
Total	2,594.00

TOTAL—Municipal expenditures **\$181,979.55**

Required Payments for Local School, County, and Special District Taxes 338,626.68

TOTAL EXPENDITURES AND REQUIRED PAYMENTS \$520,606.23

Reserve for uncollected taxes \$53,993.82

GRAND TOTAL—Budget \$574,600.05

RECEIPTS AND REVENUES REALIZED IN 1956 TO MEET EXPENDITURES AND REQUIRED PAYMENTS

Surplus revenue appropriated	\$45,043.42
Miscellaneous revenues realized	76,878.53
State aid revenues realized	6,339.00
Delinquent taxes including	
Liens—1956 collections	27,911.07
Current taxes—1956 collections..	417,651.49
Emergency borrowings

TOTAL RECEIPTS AND REVENUES REALIZED \$573,823.51

CAPITAL OUTLAY—1956

Beaches and boardwalks
Buildings and equipment
Parks and playgrounds
Sewers
Streets, roads and bridges
Water supply
Other

Tax rate	\$11.00
Local school tax rate	6.35
County tax rate	1.75
Local purpose tax rate	2.90

TAXES

Local school tax	\$262,311.76	
County taxes	72,489.92	
Special district taxes	3,825.00	

Local purpose levy \$338,626.68

Total tax levy (tax duplicate) .. **\$458,195.88**

Per Capita Total Tax Levy \$106.73

Current	
1956 taxes levied (total)	\$475,157.32
Collected in 1956	417,651.49
Per cent of levy collected in 1956	87.89
Transferred to liens	177.33
Cancelled, abated or adjusted	4,338.22
Outstanding December 31, 1956 ..	\$52,990.28

All Prior Years Outstanding	
Balance January 1, 1956	\$38,085.87
Collected in 1956	27,911.07
Balance December 31, 1956	\$10,174.80

Tax Title Liens Outstanding	
Balance January 1, 1956	\$2,355.10
Redeemed by cash
Balance December 31, 1956	\$2,532.43

Property Acquired by Deed or Foreclosure	
Balance January 1, 1956
Sale for cash
Balance December 31, 1956

CAPITAL DEBT, DECEMBER 31, 1956

Gross Debt	
School debt	\$375,000.00
Self-liquidating debt.
Other capital debt ..	3,120.00

TOTAL GROSS DEBT \$378,120.00

Per Capita Gross Debt \$88.08

Deductions for	
School debt	\$200,417.00
Self-liquidating debt.
Other capital debt

TOTAL DEDUCTIONS 200,417.00

NET DEBT \$177,703.00

Average Assessed Valuations	
Real Property 1954-1955-1956..	\$3,340,278.00
Per Cent of Net Debt	5.32

CURRENT FINANCES DECEMBER 31, 1956

Cash	\$132,727.30
Taxes receivable	63,165.08
Tax title liens	2,532.43
Foreclosed property
Other receivables	2,150.36
State road aid receivable	9,700.00
Emergencies and deferred charges ..	1,190.56

TOTAL ASSETS \$211,465.73

Cash liabilities	\$61,924.57
Reserves for receivables	67,847.87
Surplus revenue	81,693.29

TOTAL LIABILITIES AND SURPLUS \$211,465.73

RARITAN BOROUGH—SOMERSET COUNTY

Population Census, 1950—5,131 Land Area 0.9 sq. mi. Net Valuation Taxable \$3,611,567

EXPENDITURES AND RE-REQUIRED PAYMENTS FOR 1956	
General Government	
Administrative and executive	\$22,140.00
Assessment and collection of taxes	6,050.00
Finance Department	1,050.00
Protection to Persons & Property	
Fire	6,000.00
Police	36,270.00
Other
Streets and Roads	
Repairs and maintenance	36,350.00
Street lighting	8,500.00
Sanitation	
Street cleaning
Garbage and ash removal	16,970.00
Sewers	39,650.00
Health and Charities	
Health service	6,070.00
Welfare—public assistance	1,850.00
Hospitals (aid and maintenance)
Other
Recreation	
Beaches and boardwalks
Parks and playgrounds	5,975.00
Other
Educational	
(Exclusive of school districts)
Unclassified Purposes	
(Including contingent)	750.00
SUB-TOTAL—Municipal functions..	\$187,625.00

Per Capita—Municipal functions ...		\$36.57
Capital imp'ts and capital imp't fund	\$1,000.00	
Debt Service		
Principal payments .	\$5,000.00	
Interest payments .	600.00	
Total	5,600.00	
Per Capita Debt Service		
Service	\$1.09	
Deferred Charges and Statutory Expenditures		
Emergencies	
Other deferred chgs.	\$15,387.00	
Total	15,387.00	
TOTAL—Municipal expenditures ...	\$209,612.00	

Required Payments for Local School, County, and Special District Taxes	255,356.31
---	-------------------

TOTAL EXPENDITURES AND REQUIRED PAYMENTS	\$464,968.31
Reserve for uncollected taxes	\$35,755.23
GRAND TOTAL—Budget	\$500,723.54

RECEIPTS AND REVENUES REALIZED IN 1956 TO MEET EXPENDITURES AND RE-REQUIRED PAYMENTS	
Surplus revenue appropriated ..	\$43,000.00
Miscellaneous revenues realized.	67,541.29
State aid revenues realized	3,821.66
Delinquent taxes including
liens—1956 collections	20,086.39
Current taxes—1956 collections..	384,010.09
Emergency borrowings
TOTAL RECEIPTS AND REVENUES REALIZED	\$518,459.43

CAPITAL OUTLAY—1956	
Beaches and boardwalks
Buildings and equipment	\$5,543.65
Parks and playgrounds
Sewers	12,225.36
Streets, roads and bridges	15,225.46
Water supply
Other

Tax rate	\$11.15
Local school tax rate	5.76
County tax rate	1.31
Local purpose tax rate	4.08

TAXES	
Local school tax ...	\$208,180.54
County taxes	47,175.77
Special district taxes
Local purpose levy	\$255,356.31
	149,063.23
Total tax levy (tax duplicate) ..	\$404,419.54

Per Capita Total Tax Levy	\$78.82
--	----------------

Current	
1956 taxes levied (total)	\$404,820.59
Collected in 1956	384,010.09
Per cent of levy collected in 1956 ...	94.85
Transferred to liens
Canceled, abated or adjusted ...	422.63
Outstanding December 31, 1956 ..	\$20,387.87

All Prior Years Outstanding	
Balance January 1, 1956	\$21,844.22
Collected in 1956	18,238.36
Balance December 31, 1956	\$3,205.06

Tax Title Liens Outstanding	
Balance January 1, 1956	\$9,343.86
Redeemed by cash	1,848.03
Balance December 31, 1956	\$7,468.89

Property Acquired by Deed or Foreclosure	
Balance January 1, 1956	\$9,660.00
Sale for cash	10,965.00
Balance December 31, 1956	\$7,760.00

CAPITAL DEBT, DECEMBER 31, 1956

Gross Debt	
School debt	\$856,313.00
Self-liquidating debt.	1,848.03
Other capital debt ..	80,200.00
TOTAL GROSS DEBT	\$936,513.00
Per Capita Gross Debt	\$182.52

Deductions for	
School debt	\$179,647.00
Self-liquidating debt.
Other capital debt ..	4,000.00
TOTAL DEDUCTIONS	183,647.00
NET DEBT	\$752,866.00

Average Assessed Valuations	
Real Property 1954-1955-1956..	\$2,984,111.00
Per Cent of Net Debt	25.14

CURRENT FINANCES DECEMBER 31, 1956

Cash	\$138,814.41
Taxes receivable	23,592.93
Tax title liens	7,468.89
Foreclosed property	7,760.00
Other receivables	2,602.25
State road aid receivable	3,404.00
Emergencies and deferred charges ..	2,000.00
TOTAL ASSETS	\$185,642.48

Cash liabilities	\$57,897.24
Reserves for receivables	41,424.07
Surplus revenue	86,321.17
TOTAL LIABILITIES AND SURPLUS	\$185,642.48

RARITAN TOWNSHIP—HUNTERDON COUNTY

Population Census, 1950—2,814

Land Area 38.4 sq. mi.

Net Valuation Taxable \$4,727,748

EXPENDITURES AND REQUIRED PAYMENTS FOR 1956

General Government	
Administrative and executive	\$11,590.00
Assessment and collection of taxes	4,410.00
Finance Department	700.00
Protection to Persons & Property	
Fire	3,350.00
Police	6,010.00
Other
Streets and Roads	
Repairs and maintenance	44,954.44
Street lighting	250.00
Sanitation	
Street cleaning
Garbage and ash removal
Sewers
Health and Charities	
Health service	525.00
Welfare—public assistance	800.00
Hospitals (aid and maintenance)
Other
Recreation	
Beaches and boardwalks
Parks and playgrounds
Other
Educational	
(Exclusive of school districts)
Unclassified Purposes	
(Including contingent)	650.00
SUB-TOTAL—Municipal functions..	\$73,239.44

Per Capita—Municipal functions	
Capital imp'ts and capital imp't fund	\$26.03
Debt Service	\$6,255.00
Principal payments
Interest payments ..	\$300.00
Total	300.00
Per Capita Debt Service	
.....	\$0.11
Deferred Charges and Statutory Expenditures	
Emergencies	\$1,500.00
Other deferred chgs.	1,422.40
Total	2,922.40
TOTAL—Municipal expenditures ...	\$82,716.84

Required Payments for Local School, County, and Special District Taxes	331,735.61
---	-------------------

TOTAL EXPENDITURES AND REQUIRED PAYMENTS	\$414,452.45
Reserve for uncollected taxes	\$40,229.76
GRAND TOTAL—Budget	\$454,682.21

RECEIPTS AND REVENUES REALIZED IN 1956 TO MEET EXPENDITURES AND REQUIRED PAYMENTS	
Surplus revenue appropriated ..	\$30,000.00
Miscellaneous revenues realized ..	45,035.21
State aid revenues realized	13,450.00
Delinquent taxes including	
Liens—1956 collections	23,200.82
Current taxes—1956 collections ..	309,664.59
Emergency borrowings
TOTAL RECEIPTS AND REVENUES REALIZED	\$421,350.62

CAPITAL OUTLAY—1956

Beaches and boardwalks
Buildings and equipment
Parks and playgrounds
Sewers
Streets, roads and bridges
Water supply
Other

Tax rate	\$7.50
Local school tax rate	5.77
County tax rate	1.25
Local purpose tax rate	0.48

TAXES

Local school tax ...	\$272,745.75	
County taxes	58,989.86	
Special district taxes	
Local purpose levy	\$331,735.61
Total tax levy (tax duplicate)	\$354,131.61

Per Capita Total Tax Levy	\$125.85
--	-----------------

Current	
1956 taxes levied (total)	\$356,842.18
Collected in 1956	309,664.59
Per cent of levy collected in 1956 ...	86.77
Transferred to liens
Cancelled, abated or adjusted	1,419.37
Outstanding December 31, 1956 ..	\$45,758.22

All Prior Years Outstanding	
Balance January 1, 1956	\$31,815.66
Collected in 1956	23,200.82
Balance December 31, 1956	\$7,861.95

Tax Title Liens Outstanding	
Balance January 1, 1956
Redeemed by cash
Balance December 31, 1956

Property Acquired by Deed or Foreclosure	
Balance January 1, 1956
Sale for cash
Balance December 31, 1956

CAPITAL DEBT, DECEMBER 31, 1956

Gross Debt	
School debt	\$958,923.00
Self-liquidating debt.
Other capital debt
TOTAL GROSS DEBT	\$958,923.00
Per Capita Gross Debt	\$340.77

Deductions for	
School debt	\$736,547.00
Self-liquidating debt.
Other capital debt
TOTAL DEDUCTIONS	736,547.00
NET DEBT	\$222,376.00

Average Assessed Valuations	
Real Property 1954-1955-1956..	\$3,702,043.00
Per Cent of Net Debt	6.00

CURRENT FINANCES DECEMBER 31, 1956

Cash	\$173,178.80
Taxes receivable	53,620.17
Tax title liens
Foreclosed property
Other receivables
State road aid receivable	44,530.48
Emergencies and deferred charges ..	222.32
TOTAL ASSETS	\$271,551.77

Cash liabilities	\$54,148.82
Reserves for receivables	53,620.17
Surplus revenue	163,782.78
TOTAL LIABILITIES AND SURPLUS	\$271,551.77

RARITAN TOWNSHIP—MONMOUTH COUNTY

Population Census, 1950—2,763 Land Area 5.6 sq. mi. Net Valuation Taxable \$1,681,459

EXPENDITURES AND REQUIRED PAYMENTS FOR 1956	
General Government	
Administrative and executive	\$27,235.00
Assessment and collection of taxes ..	4,500.00
Finance Department	3,700.00
Protection to Persons & Property	
Fire	4,500.00
Police	17,950.00
Other
Streets and Roads	
Repairs and maintenance	40,450.00
Street lighting	6,000.00
Sanitation	
Street cleaning
Garbage and ash removal
Sewers
Health and Charities	
Health service	2,800.00
Welfare—public assistance	3,350.00
Hospitals (aid and maintenance)
Other
Recreation	
Beaches and boardwalks
Parks and playgrounds	500.00
Other
Educational	
(Exclusive of school districts)
Unclassified Purposes	
(Including contingent)	1,000.00
SUB-TOTAL—Municipal functions..	\$111,985.00
Per Capita—Municipal functions \$40.53	
Capital imp'ts and capital imp't fund	\$7,000.00
Debt Service	
Principal payments
Interest payments
Total
Per Capita Debt Service	
Deferred Charges and Statutory Expenditures	
Emergencies
Other deferred chgs.	\$4,490.00
Total	4,490.00
TOTAL—Municipal expenditures ...	\$123,475.00
Required Payments for Local School, County, and Special District Taxes	
	283,067.45
TOTAL EXPENDITURES AND REQUIRED PAYMENTS	\$406,542.45
Reserve for uncollected taxes	\$78,000.00
GRAND TOTAL—Budget	\$484,542.45
RECEIPTS AND REVENUES REALIZED IN 1956 TO MEET EXPENDITURES AND REQUIRED PAYMENTS	
Surplus revenue appropriated ..	\$30,000.00
Miscellaneous revenues realized ..	127,097.62
State aid revenues realized	8,738.00
Delinquent taxes including	
Liens—1956 collections	40,891.52
Current taxes—1956 collections ..	347,231.01
Emergency borrowings
TOTAL RECEIPTS AND REVENUES REALIZED	\$533,958.15
CAPITAL OUTLAY—1956	
Beaches and boardwalks
Buildings and equipment
Parks and playgrounds
Sewers
Streets, roads and bridges
Water supply
Other

Tax rate	\$22.61
Local school tax rate	13.58
County tax rate	3.26
Local purpose tax rate	5.77
TAXES	
Local school tax ...	\$228,292.31
County taxes	54,775.14
Special district taxes
Local purpose levy	\$283,067.45
	97,025.00
Total tax levy (tax duplicate) ..	\$380,092.45
Per Capita Total Tax Levy	\$137.57
Current	
1956 taxes levied (total)	\$410,613.60
Collected in 1956	347,231.01
Per cent of levy collected in 1956 ...	84.56
Transferred to liens
Cancelled, abated or adjusted
Outstanding December 31, 1956 ..	\$63,382.59
All Prior Years Outstanding	
Balance January 1, 1956	\$42,235.12
Collected in 1956	37,313.60
Balance December 31, 1956	\$4,921.52
Tax Title Liens Outstanding	
Balance January 1, 1956	\$25,842.19
Redeemed by cash	3,577.92
Balance December 31, 1956	\$22,264.27
Property Acquired by Deed or Foreclosure	
Balance January 1, 1956	\$11,195.50
Sale for cash	9,926.00
Balance December 31, 1956	\$1,269.50
CAPITAL DEBT, DECEMBER 31, 1956	
Gross Debt	
School debt	\$515,000.00
Self-liquidating debt.
Other capital debt
TOTAL GROSS DEBT	\$515,000.00
Per Capita Gross Debt	\$186.39
Deductions for	
School debt	\$95,260.00
Self-liquidating debt.
Other capital debt
TOTAL DEDUCTIONS	95,260.00
NET DEBT	\$419,740.00
Average Assessed Valuations	
Real Property 1954-1955-1956 ..	\$1,587,666.00
Per Cent of Net Debt	26.43
CURRENT FINANCES DECEMBER 31, 1956	
Cash	\$381,047.17
Taxes receivable	68,304.11
Tax title liens	22,264.27
Foreclosed property	1,269.50
Other receivables
State road aid receivable	10,182.74
Emergencies and deferred charges
TOTAL ASSETS	\$483,067.79
Cash liabilities	\$127,948.49
Reserves for receivables	91,837.88
Surplus revenue	263,281.42
TOTAL LIABILITIES AND SURPLUS	\$483,067.79

READINGTON TOWNSHIP—HUNTERDON COUNTY

Population Census, 1950—4,080

Land Area 47.8 sq. mi.

Net Valuation Taxable \$4,121,074

EXPENDITURES AND REQUIRED PAYMENTS FOR 1956	
General Government	
Administrative and executive	\$17,000.00
Assessment and collection of taxes	6,150.00
Finance Department	1,300.00
Protection to Persons & Property	
Fire	3,175.00
Police	7,750.00
Other
Streets and Roads	
Repairs and maintenance	85,685.00
Street lighting
Sanitation	
Street cleaning
Garbage and ash removal
Sewers
Health and Charities	
Health service	1,000.00
Welfare—public assistance	900.00
Hospitals (aid and maintenance)
Other
Recreation	
Beaches and boardwalks
Parks and playgrounds
Other
Educational (Exclusive of school districts) ..	
.....
Unclassified Purposes (Including contingent)	
.....	1,000.00
SUB-TOTAL—Municipal functions..	\$123,960.00
Per Capita—Municipal functions	
.....	\$30.38
Capital imp'ts and capital imp't fund	\$10,700.00
Debt Service	
Principal payments
Interest payments ..	\$500.00
Total	500.00
Per Capita Debt Service	
.....	\$0.12
Deferred Charges and Statutory Expenditures	
Emergencies
Other deferred chgs.	\$979.54
Total	979.54
TOTAL—Municipal expenditures ...	\$136,139.54
Required Payments for Local School, County, and Special District Taxes	
.....	333,333.46
TOTAL EXPENDITURES AND REQUIRED PAYMENTS	\$469,473.00
Reserve for uncollected taxes	\$83,815.13
GRAND TOTAL—Budget	\$553,288.13
RECEIPTS AND REVENUES REALIZED IN 1956 TO MEET EXPENDITURES AND REQUIRED PAYMENTS	
Surplus revenue appropriated ..	\$56,000.00
Miscellaneous revenues realized ..	47,063.89
State aid revenues realized	10,425.00
Delinquent taxes including
liens—1956 collections	75,383.41
Current taxes—1956 collections..	302,193.64
Emergency borrowings
TOTAL RECEIPTS AND REVENUES REALIZED	\$491,065.94
CAPITAL OUTLAY—1956	
Beaches and boardwalks
Buildings and equipment
Parks and playgrounds
Sewers
Streets, roads and bridges
Water supply
Other

Tax rate	\$0.12
Local school tax rate	6.45
County tax rate	1.54
Local purpose tax rate	1.13
TAXES	
Local school tax ..	\$265,849.49
County taxes	63,303.67
Special district taxes	4,180.30
Local purpose levy	\$333,333.46
.....	46,879.67
Total tax levy (tax duplicate) ..	\$380,213.13
Per Capita Total Tax Levy	
.....	\$93.19
Current	
1956 taxes levied (total)	\$384,107.80
Collected in 1956	302,193.64
Per cent of levy collected in 1956 ...	78.67
Transferred to liens	156.20
Cancelled, abated or adjusted	1,711.81
Outstanding December 31, 1956 ..	\$80,046.15
All Prior Years Outstanding	
Balance January 1, 1956	\$83,603.71
Collected in 1956	75,369.41
Balance December 31, 1956	\$8,234.30
Tax Title Liens Outstanding	
Balance January 1, 1956	\$2,486.74
Redeemed by cash	14.00
Balance December 31, 1956	\$2,628.94
Property Acquired by Deed or Foreclosure	
Balance January 1, 1956
Sale for cash
Balance December 31, 1956
CAPITAL DEBT, DECEMBER 31, 1956	
Gross Debt	
School debt	\$784,147.00
Self-liquidating debt.
Other capital debt
TOTAL GROSS DEBT	\$784,147.00
Per Capita Gross Debt	
.....	\$192.19
Deductions for	
School debt	\$681,821.00
Self-liquidating debt.
Other capital debt
TOTAL DEDUCTIONS	681,821.00
NET DEBT	\$102,326.00
Average Assessed Valuations	
Real Property 1954-1955-1956..	\$3,427,896.00
Per Cent of Net Debt	2.98
CURRENT FINANCES DECEMBER 31, 1956	
Cash	\$91,085.31
Taxes receivable	88,280.45
Tax title liens	2,628.94
Foreclosed property
Other receivables	200.00
State road aid receivable	1,055.63
Emergencies and deferred charges ..	4,017.32
TOTAL ASSETS	\$187,267.65
Cash liabilities	\$45,136.54
Reserves for receivables	91,109.39
Surplus revenue	51,021.72
TOTAL LIABILITIES AND SURPLUS	\$187,267.65

RED BANK BOROUGH—MONMOUTH COUNTY

Population Census, 1950—12,743

Land Area 1.8 sq. mi.

Net Valuation Taxable \$13,849,410

EXPENDITURES AND REQUIRED PAYMENTS FOR 1956

General Government	
Administrative and executive	\$61,093.31
Assessment and collection of taxes	18,525.00
Finance Department
Protection to Persons & Property	
Fire	23,800.00
Police	192,231.69
Other
Streets and Roads	
Repairs and maintenance	65,875.00
Street lighting	36,500.00
Sanitation	
Street cleaning	7,600.00
Garbage and ash removal	86,000.00
Sewers
Health and Charities	
Health service	26,155.00
Welfare—public assistance	9,325.00
Hospitals (aid and maintenance) ..	500.00
Other
Recreation	
Beaches and boardwalks
Parks and playgrounds	31,119.00
Other
Educational	
(Exclusive of school districts) ..	15,655.00
Unclassified Purposes	
(Including contingent)	10,425.00
SUB-TOTAL—Municipal functions..	\$584,804.00

Per Capita—Municipal functions	
Capital imp'ts and capital imp't fund	\$21,000.00
Debt Service	
Principal payments ..	\$58,000.00
Interest payments ..	8,481.30
Total	66,481.30
Per Capita Debt Service	
Service	\$5.22
Deferred Charges and Statutory Expenditures	
Emergencies
Other deferred chgs. ..	\$57,514.00
Total	57,514.00
TOTAL—Municipal expenditures ...	\$729,799.30

Required Payments for Local School, County, and Special District Taxes	
	922,451.43

TOTAL EXPENDITURES AND REQUIRED PAYMENTS	\$1,652,250.73
---	-----------------------

Reserve for uncollected taxes	\$116,582.70
-------------------------------------	--------------

GRAND TOTAL—Budget	\$1,768,833.43
---------------------------------	-----------------------

RECEIPTS AND REVENUES REALIZED IN 1956 TO MEET EXPENDITURES AND REQUIRED PAYMENTS

Surplus revenue appropriated ..	\$75,000.00
Miscellaneous revenues realized ..	176,712.77
State aid revenues realized	8,556.67
Delinquent taxes including	
Liens—1956 collections	78,536.67
Current taxes—1956 collections..	1,378,193.73
Emergency borrowings
TOTAL RECEIPTS AND REVENUES REALIZED	\$1,716,999.84

CAPITAL OUTLAY—1956

Beaches and boardwalks
Buildings and equipment	\$6,646.22
Parks and playgrounds
Sewers	131,664.21
Streets, roads and bridges	588.15
Water supply	9,277.81
Other	75,000.00

Tax rate	\$10.47
Local school tax rate	4.90
County tax rate	1.67
Local purpose tax rate	3.81

TAXES

Local school tax ...	\$691,014.69
County taxes	231,436.74
Special district taxes
Local purpose levy	533,336.00
Total tax levy (tax duplicate) ..	\$1,455,787.43

Per Capita Total Tax Levy	\$114.24
--	-----------------

Current

1956 taxes levied (total)	\$1,459,973.51
Collected in 1956	1,378,193.73
Per cent of levy collected in 1956 ...	94.39
Transferred to liens	502.27
Cancelled, abated or adjusted	9,279.81
Outstanding December 31, 1956 ..	\$71,997.70

All Prior Years Outstanding

Balance January 1, 1956	\$85,836.41
Collected in 1956	78,536.67
Balance December 31, 1956	\$6,614.36

Tax Title Liens Outstanding

Balance January 1, 1956	\$2,769.45
Redeemed by cash
Balance December 31, 1956	\$3,415.47

Property Acquired by Deed or Foreclosure

Balance January 1, 1956	\$2,400.00
Sale for cash	1,100.00
Balance December 31, 1956	\$2,400.00

CAPITAL DEBT, DECEMBER 31, 1956

Gross Debt	
School debt	\$819,000.00
Self-liquidating debt ..	449,000.00
Other capital debt ..	417,150.00
TOTAL GROSS DEBT	\$1,685,150.00
Per Capita Gross Debt	\$132.24

Deductions for

School debt	\$819,000.00
Self-liquidating debt ..	449,000.00
Other capital debt ..	108,450.00
TOTAL DEDUCTIONS	1,376,450.00
NET DEBT	\$308,700.00

Average Assessed Valuations

Real Property 1954-1955-1956..	\$11,990,466.00
Per Cent of Net Debt	2.57

CURRENT FINANCES DECEMBER 31, 1956

Cash	\$315,767.96
Taxes receivable	78,612.06
Tax title liens	3,415.47
Foreclosed property	2,400.00
Other receivables	404.89
State road aid receivable
Emergencies and deferred charges
TOTAL ASSETS	\$400,600.38
Cash liabilities	\$73,638.57
Reserves for receivables	84,832.42
Surplus revenue	242,129.39
TOTAL LIABILITIES AND SURPLUS	\$400,600.38

RIDGEFIELD BOROUGH—BERGEN COUNTY

Population Census, 1950—8,312

Land Area 2.6 sq. mi.

Net Valuation Taxable \$11,975,425

EXPENDITURES AND REQUIRED PAYMENTS FOR 1956		Tax rate	\$6.69
General Government		Local school tax rate	3.70
Administrative and executive	\$65,800.00	County tax rate	1.12
Assessment and collection of taxes	16,500.00	Local purpose tax rate	1.87
Finance Department		
Protection to Persons & Property		TAXES	
Fire	27,700.00	Local school tax ...	\$443,051.80
Police	95,700.00	County taxes	133,586.80
Other	Special district taxes
Streets and Roads		Local purpose levy	\$576,638.60
Repairs and maintenance	72,000.00		228,265.72
Street lighting	14,400.00	Total tax levy (tax duplicate) ..	\$804,904.32
Sanitation		Per Capita Total	
Street cleaning	Tax Levy	\$96.84
Garbage and ash removal	27,500.00		
Sewers	56,600.00	Current	
Health and Charities		1956 taxes levied (total)	\$816,019.11
Health service	7,940.00	Collected in 1956	802,957.42
Welfare—public assistance	3,200.00	Per cent of levy collected in 1956 ...	98.39
Hospitals (aid and maintenance)	Transferred to liens	523.84
Other	Cancelled, abated or adjusted	1,224.27
Recreation		Outstanding December 31, 1956 ..	\$11,313.58
Beaches and boardwalks		
Parks and playgrounds	7,700.00	All Prior Years Outstanding	
Other	5,400.00	Balance January 1, 1956	\$11,856.46
Educational		Collected in 1956	11,701.45
(Exclusive of school districts) ..	12,500.00	Balance December 31, 1956	\$544.80
Unclassified Purposes		Tax Title Liens Outstanding	
(Including contingent)	7,600.00	Balance January 1, 1956	\$7,947.83
		Redeemed by cash	361.76
		Balance December 31, 1956	\$8,109.91
SUB-TOTAL—Municipal functions..	\$420,540.00	Property Acquired by Deed or Foreclosure	
		Balance January 1, 1956	\$57,525.00
Per Capita—Municipal functions ...	\$50.59	Sale for cash	25,325.00
Capital imp'ts and capital imp't fund	\$9,925.00	Balance December 31, 1956	\$55,365.00
Debt Service			
Principal payments ..	\$46,000.00		
Interest payments ..	8,379.25		
Total	54,379.25		
Per Capita Debt Service	\$6.54		
Deferred Charges and Statutory Expenditures			
Emergencies		
Other deferred chgs.	\$24,640.17		
Total	24,640.17		
TOTAL—Municipal expenditures ...	\$509,484.42		
Required Payments for Local School, County, and Special District Taxes	576,638.60		
TOTAL EXPENDITURES AND REQUIRED PAYMENTS	\$1,086,123.02		
Reserve for uncollected taxes	\$40,213.30		
GRAND TOTAL—Budget	\$1,126,336.32		
RECEIPTS AND REVENUES REALIZED IN 1956 TO MEET EXPENDITURES AND REQUIRED PAYMENTS			
Surplus revenue appropriated ..	\$150,000.00		
Miscellaneous revenues realized.	233,109.57		
State aid revenues realized	5,332.00		
Delinquent taxes including			
liens—1956 collections	12,063.21		
Current taxes—1956 collections..	802,957.42		
Emergency borrowings		
TOTAL RECEIPTS AND REVENUES REALIZED	\$1,203,462.20		
CAPITAL OUTLAY—1956			
Beaches and boardwalks		
Buildings and equipment	\$21,763.24		
Parks and playgrounds		
Sewers		
Streets, roads and bridges	50,009.24		
Water supply		
Other		
		TOTAL ASSETS	\$396,118.67
		Cash liabilities	\$57,204.29
		Reserves for receivables	76,864.34
		Surplus revenue	262,050.04
		TOTAL LIABILITIES AND SURPLUS	\$396,118.67

RIDGEFIELD PARK TOWNSHIP—BERGEN COUNTY

Population Census, 1950—11,993 Land Area 2.0 sq. mi. Net Valuation Taxable \$10,728,787

EXPENDITURES AND RE-REQUIRED PAYMENTS FOR 1956	
General Government	
Administrative and executive	\$34,851.63
Assessment and collection of taxes	22,026.09
Finance Department
Protection to Persons & Property	
Fire	41,786.89
Police	129,795.54
Other
Streets and Roads	
Repairs and maintenance	57,537.57
Street lighting	14,141.86
Sanitation	
Street cleaning
Garbage and ash removal	38,747.55
Sewers	72,875.13
Health and Charities	
Health service	9,601.41
Welfare—public assistance	2,920.36
Hospitals (aid and maintenance)
Other
Recreation	
Beaches and boardwalks
Parks and playgrounds	30,622.95
Other
Educational (Exclusive of school districts) ..	
	23,522.68
Unclassified Purposes (Including contingent)	
	3,602.76
SUB-TOTAL—Municipal functions..	\$482,032.42
Per Capita—Municipal functions	
	\$40.19
Capital imp'ts and capital imp't fund	\$2,000.00
Debt Service	
Principal payments ..	\$44,000.00
Interest payments ..	6,546.59
Total	50,546.59
Per Capita Debt Service	
	\$4.21
Deferred Charges and Statutory Expenditures	
Emergencies
Other deferred chgs. ..	\$34,799.00
Total	34,799.00
TOTAL—Municipal expenditures ...	\$569,378.01
Required Payments for Local School, County, and Special District Taxes	
	749,437.18
TOTAL EXPENDITURES AND REQUIRED PAYMENTS	\$1,318,815.19
Reserve for uncollected taxes	\$77,250.70
GRAND TOTAL—Budget	\$1,396,065.89
RECEIPTS AND REVENUES REALIZED IN 1956 TO MEET EXPENDITURES AND RE-REQUIRED PAYMENTS	
Surplus revenue appropriated ..	\$150,000.00
Miscellaneous revenues realized. ..	121,817.03
State aid revenues realized	7,011.00
Delinquent taxes including	
liens—1956 collections	26,901.17
Current taxes—1956 collections..	1,087,149.27
Emergency borrowings
TOTAL RECEIPTS AND REVENUES REALIZED	\$1,392,878.47

CAPITAL OUTLAY—1956

Beaches and boardwalks
Buildings and equipment
Parks and playgrounds
Sewers
Streets, roads and bridges	\$47,310.04
Water supply
Other

Tax rate	\$10.33
Local school tax rate	5.92
County tax rate	1.06
Local purpose tax rate	3.35

TAXES

Local school tax ...	\$635,241.78	
County taxes	114,195.40	
Special district taxes	
Local purpose levy	\$749,437.18
		361,039.70
Total tax levy (tax duplicate) ..		\$1,110,476.88

Per Capita Total Tax Levy	\$92.59
--	----------------

Current

1956 taxes levied (total)	\$1,120,749.48
Collected in 1956	1,087,149.27
Per cent of levy collected in 1956 ...	97.00
Transferred to liens	128.09
Cancelled, abated or adjusted	1,753.00
Outstanding December 31, 1956 ..	\$31,719.12

All Prior Years Outstanding

Balance January 1, 1956	\$27,501.85
Collected in 1956	25,931.09
Balance December 31, 1956	\$697.90

Tax Title Liens Outstanding

Balance January 1, 1956	\$3,150.67
Redeemed by cash	970.08
Balance December 31, 1956	\$2,308.68

Property Acquired by Deed or Foreclosure

Balance January 1, 1956	\$10,866.00
Sale for cash	500.00
Balance December 31, 1956	\$10,509.00

CAPITAL DEBT, DECEMBER 31, 1956

Gross Debt	
School debt	\$15,000.00
Self-liquidating debt.
Other capital debt ..	359,582.00
TOTAL GROSS DEBT	\$374,582.00

Per Capita Gross Debt	\$31.23
------------------------------------	----------------

Deductions for

School debt	\$15,000.00
Self-liquidating debt.
Other capital debt
TOTAL DEDUCTIONS	15,000.00

NET DEBT	\$359,582.00
-----------------------	---------------------

Average Assessed Valuations

Real Property 1954-1955-1956..	\$10,186,086.00
Per Cent of Net Debt	3.53

CURRENT FINANCES DECEMBER 31, 1956

Cash	\$248,122.54
Taxes receivable	32,417.02
Tax title liens	2,308.68
Foreclosed property	10,509.00
Other receivables	100.00
State road aid receivable	7,011.00
Emergencies and deferred charges
TOTAL ASSETS	\$300,468.24
Cash liabilities	\$30,623.51
Reserves for receivables	45,334.70
Surplus revenue	224,510.03

TOTAL LIABILITIES AND SURPLUS	\$300,468.24
--	---------------------

RIDGEWOOD TOWNSHIP—BERGEN COUNTY

Population Census, 1950—17,481

Land Area 5.9 sq. mi.

Net Valuation Taxable \$42,796,304

EXPENDITURES AND REQUIRED PAYMENTS FOR 1956

General Government	
Administrative and executive . . .	\$150,403.00
Assessment and collection of taxes	32,018.00
Finance Department	28,354.00
Protection to Persons & Property	
Fire	145,723.55
Police	245,435.00
Other	26,833.00
Streets and Roads	
Repairs and maintenance	173,456.56
Street lighting	37,900.00
Sanitation	
Street cleaning	18,500.00
Garbage and ash removal	66,124.00
Sewers	66,124.00
Health and Charities	
Health service	21,634.00
Welfare—public assistance	1,150.00
Hospitals (aid and maintenance)
Other
Recreation	
Beaches and boardwalks
Parks and playgrounds	135,308.00
Other
Educational	
(Exclusive of school districts)	68,668.40
Unclassified Purposes	
(Including contingent)	5,000.00
SUB-TOTAL—Municipal functions..	\$1,156,507.51

Per Capita—Municipal functions	\$66.16
Capital imp'ts and capital imp't fund	\$42,955.00
Debt Service	
Principal payments	\$62,000.00
Interest payments	21,255.11
Total	83,255.11
Per Capita Debt Service	
\$4.76	
Deferred Charges and Statutory Expenditures	
Emergencies	\$40,490.00
Other deferred chgs.	73,131.08
Total	113,621.08

TOTAL—Municipal expenditures **\$1,396,338.70**

Required Payments for Local School, County, and Special District Taxes **2,446,057.20**

TOTAL EXPENDITURES AND REQUIRED PAYMENTS **\$3,842,395.90**

Reserve for uncollected taxes \$113,310.92

GRAND TOTAL—Budget **\$3,955,706.82**

RECEIPTS AND REVENUES REALIZED IN 1956 TO MEET EXPENDITURES AND REQUIRED PAYMENTS

Surplus revenue appropriated	\$170,490.00
Miscellaneous revenues realized.	411,993.97
State aid revenues realized	14,279.00
Delinquent taxes including	
liens—1956 collections	70,730.23
Current taxes—1956 collections..	3,262,533.58
Emergency borrowings
TOTAL RECEIPTS AND REVENUES REALIZED	\$3,930,026.78

CAPITAL OUTLAY—1956

Beaches and boardwalks
Buildings and equipment	\$101,610.06
Parks and playgrounds	15,090.95
Sewers	219.34
Streets, roads and bridges	37,678.51
Water supply	612,788.25
Other	12,619.97

Tax rate	\$7.78
Local school tax rate	4.80
County tax rate	0.91
Local purpose tax rate	2.07

TAXES

Local school tax	\$2,055,809.75
County taxes	390,247.45
Special district taxes
Local purpose levy	\$2,446,057.20
	888,980.48
Total tax levy (tax duplicate) ..	\$3,335,037.68

Per Capita Total Tax Levy **\$190.78**

Current	
1956 taxes levied (total)	\$3,368,448.38
Collected in 1956	3,262,533.58
Per cent of levy collected in 1956	96.85
Transferred to liens	130.32
Cancelled, abated or adjusted	5,512.92
Outstanding December 31, 1956 ..	\$100,271.56

All Prior Years Outstanding	
Balance January 1, 1956	\$85,036.48
Collected in 1956	70,656.55
Balance December 31, 1956	\$9,312.37

Tax Title Liens Outstanding	
Balance January 1, 1956	\$821.07
Redeemed by cash	73.68
Balance December 31, 1956	\$877.71

Property Acquired by Deed or Foreclosure	
Balance January 1, 1956	\$4,705.00
Sale for cash
Balance December 31, 1956	\$4,705.00

CAPITAL DEBT, DECEMBER 31, 1956

Gross Debt	
School debt	\$3,376,000.00
Self-liquidating debt.	2,491,520.00
Other capital debt	1,717,638.00

TOTAL GROSS DEBT **\$7,585,158.00**

Per Capita Gross Debt **\$433.91**

Deductions for	
School debt	\$3,074,237.00
Self-liquidating debt.	2,491,520.00
Other capital debt

TOTAL DEDUCTIONS **5,565,757.00**

NET DEBT **\$2,019,401.00**

Average Assessed Valuations

Real Property 1954-1955-1956.. **\$38,427,964.00**

Per Cent of Net Debt **5.25**

CURRENT FINANCES DECEMBER 31, 1956

Cash	\$1,099,709.98
Taxes receivable	109,583.93
Tax title liens	877.71
Foreclosed property	4,705.00
Other receivables	5,087.46
State road aid receivable	22,619.45
Emergencies and deferred charges

TOTAL ASSETS **\$1,242,583.53**

Cash liabilities	\$996,725.78
Reserves for receivables	120,254.10
Surplus revenue	125,603.65

TOTAL LIABILITIES AND SURPLUS **\$1,242,583.53**

RINGWOOD BOROUGH—PASSAIC COUNTY

Population Census, 1950—1,752 Land Area 27.3 sq. mi. Net Valuation Taxable \$5,260,671

EXPENDITURES AND REQUIRED PAYMENTS FOR 1956	
General Government	
Administrative and executive	\$25,350.00
Assessment and collection of taxes	15,600.00
Finance Department	600.00
Protection to Persons & Property	
Fire	2,000.00
Police	23,175.00
Other
Streets and Roads	
Repairs and maintenance	62,600.00
Street lighting
Sanitation	
Street cleaning	3,500.00
Garbage and ash removal	9,450.00
Sewers
Health and Charities	
Health service	3,500.00
Welfare—public assistance	3,600.00
Hospitals (aid and maintenance)
Other
Recreation	
Beaches and boardwalks
Parks and playgrounds	300.00
Other
Educational (Exclusive of school districts) ..	
.....
Unclassified Purposes (Including contingent)	
.....	2,000.00
SUB-TOTAL—Municipal functions..	\$151,675.00
Per Capita—Municipal functions	\$86.57
Capital imp'ts and capital imp't fund	\$2,200.00
Debt Service	
Principal payments
Interest payments
Total
Per Capita Debt Service	
.....
Deferred Charges and Statutory Expenditures	
Emergencies	\$7,000.00
Other deferred chgs.	6,675.00
Total	13,675.00
TOTAL—Municipal expenditures ...	\$167,550.00
Required Payments for Local School, County, and Special District Taxes	
.....	280,159.91
TOTAL EXPENDITURES AND REQUIRED PAYMENTS	\$447,709.91
Reserve for uncollected taxes	\$98,630.04
GRAND TOTAL—Budget	\$546,339.95
RECEIPTS AND REVENUES REALIZED IN 1956 TO MEET EXPENDITURES AND REQUIRED PAYMENTS	
Surplus revenue appropriated ..	\$29,880.04
Miscellaneous revenues realized ..	30,096.65
State aid revenues realized	22,537.00
Delinquent taxes including	
liens—1956 collections	13,244.91
Current taxes—1956 collections..	374,793.57
Emergency borrowings
TOTAL RECEIPTS AND REVENUES REALIZED	\$470,552.17

CAPITAL OUTLAY—1956

Beaches and boardwalks
Buildings and equipment	\$4,494.62
Parks and playgrounds
Sewers
Streets, roads and bridges
Water supply
Other

Tax rate	\$8.73
Local school tax rate	3.69
County tax rate	1.64
Local purpose tax rate	3.40

TAXES

Local school tax ...	\$193,973.77
County taxes	86,186.14
Special district taxes
Local purpose levy	\$280,159.91
.....	173,900.00
Total tax levy (tax duplicate)	\$454,059.91

Per Capita Total Tax Levy	\$259.17
--	-----------------

Current

1956 taxes levied (total)	\$457,864.20
Collected in 1956	374,793.57
Per cent of levy collected in 1956 ...	81.85
Transferred to liens	36,262.23
Cancelled, abated or adjusted
Outstanding December 31, 1956 ..	\$46,808.40

All Prior Years Outstanding

Balance January 1, 1956	\$41,396.10
Collected in 1956	13,244.91
Balance December 31, 1956	\$28,176.20

Tax Title Liens Outstanding

Balance January 1, 1956	\$75,495.27
Redeemed by cash
Balance December 31, 1956	\$111,757.50

Property Acquired by Deed or Foreclosure

Balance January 1, 1956
Sale for cash
Balance December 31, 1956

CAPITAL DEBT, DECEMBER 31, 1956

Gross Debt	
School debt	\$179,374.00
Self-liquidating debt.
Other capital debt ..	13,500.00
TOTAL GROSS DEBT	\$192,874.00
Per Capita Gross Debt	\$110.09

Deductions for

School debt	\$179,374.00
Self-liquidating debt.
Other capital debt
TOTAL DEDUCTIONS	179,374.00
NET DEBT	\$13,500.00

Average Assessed Valuations

Real Property 1954-1955-1956..	\$4,764,219.00
Per Cent of Net Debt	0.28

CURRENT FINANCES DECEMBER 31, 1956

Cash	\$143,434.44
Taxes receivable	74,984.60
Tax title liens	111,757.50
Foreclosed property
Other receivables
State road aid receivable	11,955.68
Emergencies and deferred charges ..	11,000.00
TOTAL ASSETS	\$353,132.22
Cash liabilities	\$119,068.98
Reserves for receivables	186,742.10
Surplus revenue	47,321.14
TOTAL LIABILITIES AND SURPLUS	\$353,132.22

RIVERDALE BOROUGH—MORRIS COUNTY

Population Census, 1950—1,352

Land Area 1.8 sq. mi.

Net Valuation Taxable \$1,972,283

EXPENDITURES AND REQUIRED PAYMENTS FOR 1956

General Government	
Administrative and executive . . .	\$12,082.44
Assessment and collection of taxes . . .	8,170.00
Finance Department	700.00
Protection to Persons & Property	
Fire	3,575.00
Police	13,350.00
Other
Streets and Roads	
Repairs and maintenance	21,945.81
Street lighting	3,900.00
Sanitation	
Street cleaning
Garbage and ash removal	7,303.76
Sewers
Health and Charities	
Health service	1,575.00
Welfare—public assistance	425.00
Hospitals (aid and maintenance)	200.00
Other
Recreation	
Beaches and boardwalks
Parks and playgrounds	1,600.00
Other
Educational	
(Exclusive of school districts)	300.00
Unclassified Purposes	
(Including contingent)	1,290.00
SUB-TOTAL—Municipal functions..	\$76,417.01

Per Capita—Municipal functions	\$56.52
Capital imp'ts and capital imp't fund	\$15,000.00
Debt Service	
Principal payments	\$3,000.00
Interest payments	432.00
Total	3,432.00
Per Capita Debt Service	\$2.54
Deferred Charges and Statutory Expenditures	
Emergencies	\$1,000.00
Other deferred chgs.	657.77
Total	1,657.77

TOTAL—Municipal expenditures \$96,507.78

Required Payments for Local School, County, and Special District Taxes 135,784.94

TOTAL EXPENDITURES AND REQUIRED PAYMENTS \$232,291.72

Reserve for uncollected taxes \$29,158.51

GRAND TOTAL—Budget \$261,450.23

RECEIPTS AND REVENUES REALIZED IN 1956 TO MEET EXPENDITURES AND REQUIRED PAYMENTS

Surplus revenue appropriated	\$21,000.00
Miscellaneous revenues realized.	35,773.99
State aid revenues realized	2,730.00
Delinquent taxes including liens—1956 collections	6,072.23
Current taxes—1956 collections.. . . .	183,916.71
Emergency borrowings

TOTAL RECEIPTS AND REVENUES REALIZED \$249,492.93

CAPITAL OUTLAY—1956

Beaches and boardwalks
Buildings and equipment	\$24.30
Parks and playgrounds
Sewers
Streets, roads and bridges	192.65
Water supply
Other

Tax rate	\$9.61
Local school tax rate	5.42
County tax rate	1.47
Local purpose tax rate	2.72

TAXES

Local school tax	\$106,851.46
County taxes	28,933.48
Special district taxes
Local purpose levy	\$135,784.94
Total tax levy (tax duplicate) ..	\$189,484.03
Per Capita Total Tax Levy	\$140.15

Current	
1956 taxes levied (total)	\$194,606.02
Collected in 1956	183,916.71
Per cent of levy collected in 1956	94.50
Transferred to liens	21.34
Cancelled, abated or adjusted	5,227.55
Outstanding December 31, 1956	\$5,440.42

All Prior Years Outstanding	
Balance January 1, 1956	\$6,420.88
Collected in 1956	6,072.23
Balance December 31, 1956	\$107.35

Tax Title Liens Outstanding	
Balance January 1, 1956	\$242.66
Redeemed by cash
Balance December 31, 1956	\$264.00

Property Acquired by Deed or Foreclosure	
Balance January 1, 1956
Sale for cash
Balance December 31, 1956

CAPITAL DEBT, DECEMBER 31, 1956

Gross Debt	
School debt	\$212,000.00
Self-liquidating debt.	13,000.00
Other capital debt	13,000.00
TOTAL GROSS DEBT	\$238,000.00
Per Capita Gross Debt	\$176.04

Deductions for	
School debt	\$93,343.00
Self-liquidating debt.	13,000.00
Other capital debt
TOTAL DEDUCTIONS	106,343.00
NET DEBT	\$131,657.00

Average Assessed Valuations	
Real Property 1954-1955-1956.. . . .	\$1,555,709.00
Per Cent of Net Debt	8.46

CURRENT FINANCES DECEMBER 31, 1956

Cash	\$52,172.51
Taxes receivable	5,547.77
Tax title liens	264.00
Foreclosed property
Other receivables	123.69
State road aid receivable
Emergencies and deferred charges	12,075.26
TOTAL ASSETS	\$70,183.23

Cash liabilities	\$21,774.82
Reserves for receivables	5,935.46
Surplus revenue	42,472.95
TOTAL LIABILITIES AND SURPLUS	\$70,183.23

RIVER EDGE BOROUGH—BERGEN COUNTY

Population Census, 1950—9,204 Land Area 1.80 sq. mi. Net Valuation Taxable \$11,684,902

EXPENDITURES AND REQUIRED PAYMENTS FOR 1956	
General Government	
Administrative and executive	\$49,115.00
Assessment and collection of taxes	17,285.00
Finance Department
Protection to Persons & Property	
Fire	31,450.00
Police	106,120.00
Other
Streets and Roads	
Repairs and maintenance	59,233.00
Street lighting	11,669.47
Sanitation	
Street cleaning
Garbage and ash removal	61,200.00
Sewers	31,230.00
Health and Charities	
Health service	16,500.00
Welfare—public assistance	2,747.00
Hospitals (aid and maintenance)
Other
Recreation	
Beaches and boardwalks
Parks and playgrounds	4,100.00
Other	7,500.00
Educational	
(Exclusive of school districts) ..	4,500.00
Unclassified Purposes	
(Including contingent)	5,500.00
SUB-TOTAL—Municipal functions..	\$408,149.47

Per Capita—Municipal functions		\$44.34
Capital imp'ts and capital imp't fund	\$28,225.00	
Debt Service		
Principal payments .	\$31,900.00	
Interest payments ..	4,134.00	
Total	36,034.00	
Per Capita Debt Service		\$3.92
Deferred Charges and Statutory Expenditures		
Emergencies	\$4,316.00	
Other deferred chgs.	14,677.53	
Total	18,993.53	
TOTAL—Municipal expenditures ...	\$491,402.00	

Required Payments for Local School, County, and Special District Taxes	912,389.14
---	-------------------

TOTAL EXPENDITURES AND REQUIRED PAYMENTS	\$1,403,791.14
Reserve for uncollected taxes	\$60,879.00
GRAND TOTAL—Budget	\$1,464,670.14

RECEIPTS AND REVENUES REALIZED IN 1956 TO MEET EXPENDITURES AND REQUIRED PAYMENTS	
Surplus revenue appropriated ..	\$95,000.00
Miscellaneous revenues realized.	122,123.37
State aid revenues realized	31,077.00
Delinquent taxes including	
liens—1956 collections	19,412.81
Current taxes—1956 collections..	1,194,392.64
Emergency borrowings

TOTAL RECEIPTS AND REVENUES REALIZED	\$1,462,005.82
---	-----------------------

CAPITAL OUTLAY—1956	
Beaches and boardwalks
Buildings and equipment	\$40,271.52
Parks and playgrounds
Sewers
Streets, roads and bridges	31,951.01
Water supply
Other

Tax rate	\$10.43
Local school tax rate	6.53
County tax rate	1.28
Local purpose tax rate	2.62

TAXES	
Local school tax ...	\$762,707.16
County taxes	149,681.98
Special district taxes
Local purpose levy	\$912,389.14
	305,314.00
Total tax levy (tax duplicate) ..	\$1,217,703.14

Per Capita Total Tax Levy	\$132.30
--	-----------------

Current	
1956 taxes levied (total)	\$1,224,689.79
Collected in 1956	1,194,392.64
Per cent of levy collected in 1956 ...	97.52
Transferred to liens	637.64
Cancelled, abated or adjusted	4,669.02
Outstanding December 31, 1956 ..	\$24,990.49

All Prior Years Outstanding	
Balance January 1, 1956	\$22,927.84
Collected in 1956	18,059.83
Balance December 31, 1956	\$4,850.83

Tax Title Liens Outstanding	
Balance January 1, 1956	\$14,319.45
Redeemed by cash	1,352.98
Balance December 31, 1956	\$12,806.33

Property Acquired by Deed or Foreclosure	
Balance January 1, 1956	\$5,225.00
Sale for cash	375.00
Balance December 31, 1956	\$5,225.00

CAPITAL DEBT, DECEMBER 31, 1956	
Gross Debt	
School debt	\$4,302,284.00
Self-liquidating debt.
Other capital debt ..	200,915.00
TOTAL GROSS DEBT	\$4,503,199.00
Per Capita Gross Debt	\$480.27

Deductions for	
School debt	\$3,037,573.00
Self-liquidating debt.
Other capital debt ..	10,097.00
TOTAL DEDUCTIONS	3,047,670.00
NET DEBT	\$1,455,529.00

Average Assessed Valuations	
Real Property 1954-1955-1956..	\$10,888,151.00
Per Cent of Net Debt	13.36

CURRENT FINANCES DECEMBER 31, 1956	
Cash	\$542,524.55
Taxes receivable	29,841.32
Tax title liens	12,806.33
Foreclosed property	5,225.00
Other receivables	516.52
State road aid receivable	24,500.00
Emergencies and deferred charges ..	10,000.00
TOTAL ASSETS	\$625,413.72
Cash liabilities	\$51,292.62
Reserves for receivables	48,389.17
Surplus revenue	525,731.93
TOTAL LIABILITIES AND SURPLUS	\$625,413.72

RIVERSIDE TOWNSHIP—BURLINGTON COUNTY

Population Census, 1950—7,199

Land Area 1.54 sq. mi.

Net Valuation Taxable \$4,539,395

EXPENDITURES AND REQUIRED PAYMENTS FOR 1956	
General Government	
Administrative and executive	\$27,100.00
Assessment and collection of taxes	5,800.00
Finance Department	4,100.00
Protection to Persons & Property	
Fire	11,200.00
Police	48,260.00
Other
Streets and Roads	
Repairs and maintenance	31,200.00
Street lighting	10,500.00
Sanitation	
Street cleaning
Garbage and ash removal	13,850.00
Sewers
Health and Charities	
Health service	4,800.00
Welfare—public assistance	4,000.00
Hospitals (aid and maintenance)
Other
Recreation	
Beaches and boardwalks
Parks and playgrounds	2,200.00
Other	2,500.00
Educational	
(Exclusive of school districts) ..	660.00
Unclassified Purposes	
(Including contingent)	1,900.00
SUB-TOTAL—Municipal functions..	\$168,070.00
Per Capita—Municipal functions	\$23.35
Capital imp'ts and capital imp't fund	\$33,650.00
Debt Service	
Principal payments
Interest payments
Total
Per Capita Debt Service	
Deferred Charges and Statutory Expenditures	
Emergencies	\$2,000.00
Other deferred chgs	15,800.00
Total	17,800.00
TOTAL—Municipal expenditures ..	\$219,520.00
Required Payments for Local School, County, and Special District Taxes	
	387,728.95
TOTAL EXPENDITURES AND REQUIRED PAYMENTS	\$607,248.95
Reserve for uncollected taxes	\$48,650.00
GRAND TOTAL—Budget	\$655,898.95
RECEIPTS AND REVENUES REALIZED IN 1956 TO MEET EXPENDITURES AND REQUIRED PAYMENTS	
Surplus revenue appropriated ..	\$48,000.00
Miscellaneous revenues realized ..	108,545.98
State aid revenues realized	13,413.00
Delinquent taxes including
liens—1956 collections	26,014.43
Current taxes—1956 collections ..	457,921.80
Emergency borrowings
TOTAL RECEIPTS AND REVENUES REALIZED	\$653,895.21
CAPITAL OUTLAY—1956	
Beaches and boardwalks
Buildings and equipment
Parks and playgrounds
Sewers
Streets, roads and bridges	\$42,622.94
Water supply
Other	6,035.00

Tax rate	\$10.56
Local school tax rate	6.34
County tax rate	2.20
Local purpose tax rate	2.02
TAXES	
Local school tax ...	\$287,982.19
County taxes	99,746.76
Special district taxes
Local purpose levy	\$387,728.95
	94,500.00
Total tax levy (tax duplicate) ..	\$482,228.95
Per Capita Total Tax Levy	\$66.99
Current	
1956 taxes levied (total)	\$487,444.15
Collected in 1956	457,921.80
Per cent of levy collected in 1956 ...	93.94
Transferred to liens	710.17
Cancelled, abated or adjusted ..	1,693.77
Outstanding December 31, 1956 ..	\$27,118.41
All Prior Years Outstanding	
Balance January 1, 1956	\$26,438.88
Collected in 1956	25,684.94
Balance December 31, 1956	\$145.74
Tax Title Liens Outstanding	
Balance January 1, 1956	\$3,167.00
Redeemed by cash	329.49
Balance December 31, 1956	\$3,547.68
Property Acquired by Deed or Foreclosure	
Balance January 1, 1956	\$8,671.82
Sale for cash	8,307.17
Balance December 31, 1956	\$6,956.82
CAPITAL DEBT, DECEMBER 31, 1956	
Gross Debt	
School debt	\$130,000.00
Self-liquidating debt.
Other capital debt ..	64,924.00
TOTAL GROSS DEBT	\$194,924.00
Per Capita Gross Debt	\$27.08
Deductions for	
School debt	\$130,000.00
Self-liquidating debt.
Other capital debt
TOTAL DEDUCTIONS	130,000.00
NET DEBT	\$64,924.00
Average Assessed Valuations	
Real Property 1954-1956-1956 ..	\$3,823,615.00
Per Cent of Net Debt	1.69
CURRENT FINANCES DECEMBER 31, 1956	
Cash	\$233,997.79
Taxes receivable	27,264.15
Tax title liens	3,547.68
Foreclosed property	6,956.82
Other receivables	14,511.29
State road aid receivable	13,413.00
Emergencies and deferred charges ..	349.43
TOTAL ASSETS	\$300,040.16
Cash liabilities	\$145,953.68
Reserves for receivables	52,279.94
Surplus revenue	101,806.54
TOTAL LIABILITIES AND SURPLUS	\$300,040.16

RIVERTON BOROUGH—BURLINGTON COUNTY

Population Census, 1950—2,761 Land Area 0.7 sq. mi. Net Valuation Taxable \$3,071,775

EXPENDITURES AND RE-REQUIRED PAYMENTS FOR 1956	
General Government	
Administrative and executive	\$10,839.48
Assessment and collection of taxes	4,408.12
Finance Department
Protection to Persons & Property	
Fire	5,084.60
Police	23,492.86
Other
Streets and Roads	
Repairs and maintenance	22,880.57
Street lighting	6,001.70
Sanitation	
Street cleaning
Garbage and ash removal	1,992.73
Sewers	9,460.10
Health and Charities	
Health service	1,159.93
Welfare—public assistance	627.23
Hospitals (aid and maintenance)
Other
Recreation	
Beaches and boardwalks
Parks and playgrounds	4,990.30
Other	300.00
Educational	
(Exclusive of school districts) ..	950.00
Unclassified Purposes	
(Including contingent)	5,037.50
SUB-TOTAL—Municipal functions..	\$97,225.12
Per Capita—Municipal functions	
Capital imp'ts and capital imp't fund	\$35.21
Debt Service	\$6,000.00
Principal payments
Interest payments ..	\$4,912.08
Total	4,912.08
Per Capita Debt Service	\$1.78
Deferred Charges and Statutory Expenditures	
Emergencies
Other deferred chgs. ..	\$13,252.80
Total	13,252.80
TOTAL—Municipal expenditures ...	\$121,390.00
Required Payments for Local School, County, and Special District Taxes	
	188,910.08
TOTAL EXPENDITURES AND REQUIRED PAYMENTS	\$310,300.08
Reserve for uncollected taxes	\$20,039.55
GRAND TOTAL—Budget	\$330,339.63
RECEIPTS AND REVENUES REALIZED IN 1956 TO MEET EXPENDITURES AND RE-REQUIRED PAYMENTS	
Surplus revenue appropriated ..	\$20,000.00
Miscellaneous revenues realized.	45,143.28
State aid revenues realized	7,731.00
Delinquent taxes including
liens—1956 collections	14,210.98
Current taxes—1956 collections..	244,511.08
Emergency borrowings
TOTAL RECEIPTS AND REVENUES REALIZED	\$331,596.34

CAPITAL OUTLAY—1956

Beaches and boardwalks
Buildings and equipment
Parks and playgrounds
Sewers	\$120,238.87
Streets, roads and bridges	2,946.43
Water supply
Other

Tax rate	\$8.36
Local school tax rate	4.53
County tax rate	1.61
Local purpose tax rate	2.22

TAXES

Local school tax	\$139,302.86	
County taxes	49,607.22	
Special district taxes	
Local purpose levy	\$188,910.08
		69,139.55
Total tax levy (tax duplicate) ..		<u>\$258,049.63</u>

Per Capita Total Tax Levy	\$93.46
--	----------------

Current	
1956 taxes levied (total)	\$260,180.91
Collected in 1956	244,511.08
Per cent of levy collected in 1956 ...	93.97
Transferred to liens
Cancelled, abated or adjusted	791.25
Outstanding December 31, 1956 ..	<u>\$14,878.58</u>

All Prior Years Outstanding	
Balance January 1, 1956	\$14,346.58
Collected in 1956	14,210.98
Balance December 31, 1956

Tax Title Liens Outstanding	
Balance January 1, 1956
Redeemed by cash
Balance December 31, 1956

Property Acquired by Deed or Foreclosure	
Balance January 1, 1956	\$300.00
Sale for cash
Balance December 31, 1956	<u>\$300.00</u>

CAPITAL DEBT, DECEMBER 31, 1956

Gross Debt	
School debt	\$101,000.00
Self-liquidating debt.
Other capital debt ..	371,000.00
TOTAL GROSS DEBT	\$472,000.00
Per Capita Gross Debt	
	\$170.95

Deductions for	
School debt	\$101,000.00
Self-liquidating debt.
Other capital debt
TOTAL DEDUCTIONS	101,000.00
NET DEBT	\$371,000.00

Average Assessed Valuations	
Real Property 1954-1955-1956..	\$2,850,352.00
Per Cent of Net Debt	13.01

CURRENT FINANCES DECEMBER 31, 1956

Cash	\$102,608.36
Taxes receivable	14,878.58
Tax title liens
Foreclosed property	300.00
Other receivables	612.37
State road aid receivable	4,748.03
Emergencies and deferred charges
TOTAL ASSETS	\$123,147.39

Cash liabilities	\$73,895.94
Reserves for receivables	15,790.95
Surplus revenue	33,460.50
TOTAL LIABILITIES AND SURPLUS	\$123,147.39

RIVER VALE TOWNSHIP—BERGEN COUNTY

Population Census, 1950—1,699

Land Area 4.4 sq. mi.

Net Valuation Taxable \$3,710,505

EXPENDITURES AND REQUIRED PAYMENTS FOR 1956

General Government	
Administrative and executive	\$24,850.00
Assessment and collection of taxes	10,375.00
Finance Department
Protection to Persons & Property	
Fire	17,465.00
Police	27,987.50
Other
Streets and Roads	
Repairs and maintenance	13,300.00
Street lighting	2,800.00
Sanitation	
Street cleaning
Garbage and ash removal
Sewers
Health and Charities	
Health service	3,950.00
Welfare—public assistance	450.00
Hospitals (aid and maintenance)
Other
Recreation	
Beaches and boardwalks
Parks and playgrounds
Other	500.00
Educational	
(Exclusive of school districts) ..	500.00
Unclassified Purposes	
(Including contingent)	1,100.00
SUB-TOTAL—Municipal functions..	\$103,277.50

Per Capita—Municipal functions	\$60.79
Capital imp'ts and capital imp't fund	\$19,500.00
Debt Service	
Principal payments
Interest payments
Total
Per Capita Debt Service
Deferred Charges and Statutory Expenditures	
Emergencies
Other deferred chgs. ..	\$62,199.77
Total	62,199.77

TOTAL—Municipal expenditures ..	\$184,977.27
--	---------------------

Required Payments for Local School, County, and Special District Taxes	239,436.70
---	-------------------

TOTAL EXPENDITURES AND REQUIRED PAYMENTS	\$424,413.97
Reserve for uncollected taxes	\$26,626.10
GRAND TOTAL—Budget	\$451,040.07

RECEIPTS AND REVENUES REALIZED IN 1956 TO MEET EXPENDITURES AND REQUIRED PAYMENTS

Surplus revenue appropriated ..	\$90,500.00
Miscellaneous revenues realized ..	65,474.69
State aid revenues realized	4,889.00
Delinquent taxes including
liens—1956 collections	13,413.10
Current taxes—1956 collections..	316,085.87
Emergency borrowings
TOTAL RECEIPTS AND REVENUES REALIZED	\$490,362.66

CAPITAL OUTLAY—1956

Beaches and boardwalks
Buildings and equipment
Parks and playgrounds
Sewers
Streets, roads and bridges	\$7,238.82
Water supply
Other

Tax rate	\$8.43
Local school tax rate	5.38
County tax rate	1.07
Local purpose tax rate	1.98

TAXES

Local school tax ...	\$199,652.41
County taxes	39,784.29
Special district taxes
Local purpose levy	\$239,436.70
.....	73,314.37
Total tax levy (tax duplicate) ..	\$312,751.07
Per Capita Total Tax Levy	\$184.08

Current	
1956 taxes levied (total)	\$333,897.80
Collected in 1956	316,085.87
Per cent of levy collected in 1956 ...	94.66
Transferred to liens	1,058.02
Cancelled, abated or adjusted ..	1,188.63
Outstanding December 31, 1956 ..	\$15,565.28

All Prior Years Outstanding	
Balance January 1, 1956	\$11,866.67
Collected in 1956	10,985.28
Balance December 31, 1956	\$881.39

Tax Title Liens Outstanding	
Balance January 1, 1956	\$17,325.47
Redeemed by cash	2,427.82
Balance December 31, 1956	\$8,895.20

Property Acquired by Deed or Foreclosure	
Balance January 1, 1956	\$9,315.00
Sale for cash	10,750.00
Balance December 31, 1956	\$6,420.00

CAPITAL DEBT, DECEMBER 31, 1956

Gross Debt	
School debt	\$806,518.00
Self-liquidating debt
Other capital debt
TOTAL GROSS DEBT	\$806,518.00
Per Capita Gross Debt	\$474.70

Deductions for	
School debt	\$557,663.00
Self-liquidating debt
Other capital debt
TOTAL DEDUCTIONS	557,663.00
NET DEBT	\$248,855.00

Average Assessed Valuations	
Real Property 1954-1955-1956..	\$2,984,090.00
Per Cent of Net Debt	8.33

CURRENT FINANCES DECEMBER 31, 1956

Cash	\$193,541.06
Taxes receivable	16,446.67
Tax title liens	8,985.20
Foreclosed property	6,420.00
Other receivables	263.53
State road aid receivable
Emergencies and deferred charges
TOTAL ASSETS	\$225,656.46

Cash liabilities	\$40,537.81
Reserves for receivables	32,115.40
Surplus revenue	153,003.25
TOTAL LIABILITIES AND SURPLUS	\$225,656.46

ROCHELLE PARK TOWNSHIP—BERGEN COUNTY

Population Census, 1950—4,483 Land Area 1.1 sq. mi. Net Valuation Taxable \$5,427,307

EXPENDITURES AND REQUIRED PAYMENTS FOR 1956

General Government		
Administrative and executive	\$21,400.00	
Assessment and collection of taxes	6,650.00	
Finance Department	
Protection to Persons & Property		
Fire	20,350.00	
Police	53,500.00	
Other	
Streets and Roads		
Repairs and maintenance	15,656.00	
Street lighting	6,700.00	
Sanitation		
Street cleaning	
Garbage and ash removal	17,900.00	
Sewers	28,300.00	
Health and Charities		
Health service	3,150.00	
Welfare—public assistance	425.00	
Hospitals (aid and maintenance)	
Other	
Recreation		
Beaches and boardwalks	
Parks and playgrounds	
Other	200.00	
Educational		
(Exclusive of school districts)	
Unclassified Purposes		
(Including contingent)	3,130.00	
SUB-TOTAL—Municipal functions..	\$177,361.00	

Per Capita—Municipal functions		\$39.56
Capital imp'ts and capital imp't fund	\$6,500.00	
Debt Service		
Principal payments	\$15,000.00	
Interest payments	3,000.00	
Total	18,000.00	
Per Capita Debt Service		\$4.02
Deferred Charges and Statutory Expenditures		
Emergencies	\$1,500.00	
Other deferred chgs.	9,224.00	
Total	10,724.00	
TOTAL—Municipal expenditures	\$212,585.00	

Required Payments for Local School, County, and Special District Taxes	352,401.39
---	-------------------

TOTAL EXPENDITURES AND REQUIRED PAYMENTS	\$564,986.39
Reserve for uncollected taxes	\$28,286.92
GRAND TOTAL—Budget	\$593,273.31

RECEIPTS AND REVENUES REALIZED IN 1956 TO MEET EXPENDITURES AND REQUIRED PAYMENTS

Surplus revenue appropriated	\$50,000.00
Miscellaneous revenues realized	59,793.23
State aid revenues realized	2,390.00
Delinquent taxes including liens—1956 collections	12,802.10
Current taxes—1956 collections	468,786.14
Emergency borrowings
TOTAL RECEIPTS AND REVENUES REALIZED	\$593,771.47

CAPITAL OUTLAY—1956

Beaches and boardwalks
Buildings and equipment
Parks and playgrounds
Sewers
Streets, roads and bridges
Water supply
Other

Tax rate	\$8.84
Local school tax rate	5.15
County tax rate	1.34
Local purpose tax rate	2.35

TAXES

Local school tax	\$279,611.10	
County taxes	72,790.29	
Special district taxes	
Local purpose levy	128,581.92	
Total tax levy (tax duplicate)	\$480,983.31	
Per Capita Total Tax Levy		\$107.29

Current		
1956 taxes levied (total)	\$484,882.09	
Collected in 1956	468,786.14	
Per cent of levy collected in 1956	96.68	
Transferred to liens	576.81	
Cancelled, abated or adjusted	1,856.45	
Outstanding December 31, 1956	\$13,662.69	

All Prior Years Outstanding		
Balance January 1, 1956	\$16,240.86	
Collected in 1956	12,802.10	
Balance December 31, 1956	\$99.28	

Tax Title Liens Outstanding		
Balance January 1, 1956	\$8,699.39	
Redeemed by cash	
Balance December 31, 1956	\$9,276.20	

Property Acquired by Deed or Foreclosure		
Balance January 1, 1956	\$10,030.00	
Sale for cash	
Balance December 31, 1956	\$10,030.00	

CAPITAL DEBT, DECEMBER 31, 1956

Gross Debt		
School debt	\$362,100.00	
Self-liquidating debt	
Other capital debt	45,000.00	
TOTAL GROSS DEBT	\$407,100.00	
Per Capita Gross Debt		\$90.81

Deductions for		
School debt	\$297,099.00	
Self-liquidating debt	
Other capital debt	
TOTAL DEDUCTIONS	297,099.00	
NET DEBT	\$110,001.00	

Average Assessed Valuations		
Real Property 1954-1955-1956	\$4,951,648.00	
Per Cent of Net Debt	2.22	

CURRENT FINANCES DECEMBER 31, 1956

Cash	\$233,748.37
Taxes receivable	13,761.97
Tax title liens	9,276.20
Foreclosed property	10,030.00
Other receivables	1,136.70
State road aid receivable
Emergencies and deferred charges	3,800.00
TOTAL ASSETS	\$271,753.24

Cash liabilities	\$36,762.41
Reserves for receivables	34,204.87
Surplus revenue	200,785.96
TOTAL LIABILITIES AND SURPLUS	\$271,753.24

ROCKAWAY BOROUGH—MORRIS COUNTY

Population Census, 1950—3,812 Land Area 1.5 sq. mi. Net Valuation Taxable \$3,739,494

EXPENDITURES AND REQUIRED PAYMENTS FOR 1956

General Government	
Administrative and executive	\$25,308.07
Assessment and collection of taxes	11,153.82
Finance Department	275.00
Protection to Persons & Property	
Fire	15,350.00
Police	24,550.00
Other
Streets and Roads	
Repairs and maintenance	35,943.89
Street lighting	9,836.39
Sanitation	
Street cleaning
Garbage and ash removal	9,333.00
Sewers	2,325.00
Health and Charities	
Health service	2,816.26
Welfare—public assistance	1,403.46
Hospitals (aid and maintenance) ..	1,500.00
Other
Recreation	
Beaches and boardwalks
Parks and playgrounds
Other	5,625.00
Educational	
(Exclusive of school districts) ..	4,945.00
Unclassified Purposes	
(Including contingent)	500.00
SUB-TOTAL—Municipal functions..	\$150,864.89

Per Capita—Municipal functions	\$39.58
Capital imp'ts and capital imp't fund	\$2,500.00
Debt Service	
Principal payments ..	\$19,000.00
Interest payments ..	1,767.00
Total	20,767.00
Per Capita Debt Service	\$5.45
Deferred Charges and Statutory Expenditures	
Emergencies
Other deferred chgs. ..	\$5,713.23
Total	5,713.23

TOTAL—Municipal expenditures ... **\$179,845.12**

Required Payments for Local School, County, and Special District Taxes **332,554.31**

TOTAL EXPENDITURES AND REQUIRED PAYMENTS **\$512,399.43**

Reserve for uncollected taxes

GRAND TOTAL—Budget **\$559,370.11**

RECEIPTS AND REVENUES REALIZED IN 1956 TO MEET EXPENDITURES AND REQUIRED PAYMENTS

Surplus revenue appropriated ..	\$40,000.00
Miscellaneous revenues realized ..	40,748.89
State aid revenues realized	5,057.00
Delinquent taxes including
licns—1956 collections	22,793.39
Current taxes—1956 collections..	456,409.79
Emergency borrowings

TOTAL RECEIPTS AND REVENUES REALIZED **\$565,009.07**

CAPITAL OUTLAY—1956

Beaches and boardwalks
Buildings and equipment	\$3,168.13
Parks and playgrounds
Sewers	2,253.91
Streets, roads and bridges	9,952.10
Water supply	26,168.19
Other

Tax rate	\$12.68
Local school tax rate	7.25
County tax rate	1.64
Local purpose tax rate	3.79

TAXES

Local school tax ...	\$271,146.88	
County taxes	61,407.43	
Special district taxes	
Local purpose levy	\$332,554.31
Total tax levy (tax duplicate)	<u>142,908.80</u>
.....	<u>\$475,463.11</u>

Per Capita Total Tax Levy **\$124.73**

Current	
1956 taxes levied (total)	\$477,853.29
Collected in 1956	456,409.79
Per cent of levy collected in 1956 ...	95.51
Transferred to liens	1,617.29
Cancelled, abated or adjusted	1,179.24
Outstanding December 31, 1956 ..	<u>\$18,646.97</u>

All Prior Years Outstanding	
Balance January 1, 1956	\$25,916.76
Collected in 1956	21,190.74
Balance December 31, 1956	<u>\$4,329.79</u>

Tax Title Liens Outstanding	
Balance January 1, 1956	\$10,335.70
Redeemed by cash	1,602.65
Balance December 31, 1956	<u>\$10,350.34</u>

Property Acquired by Deed or Foreclosure	
Balance January 1, 1956	\$3,900.00
Sale for cash	280.00
Balance December 31, 1956	<u>\$3,900.00</u>

CAPITAL DEBT, DECEMBER 31, 1956

Gross Debt	
School debt	\$1,431,559.00
Self-liquidating debt ..	198,000.00
Other capital debt ..	85,877.00

TOTAL GROSS DEBT **\$1,715,436.00**

Per Capita Gross Debt **\$450.01**

Deductions for	
School debt	\$716,892.00
Self-liquidating debt ..	198,000.00
Other capital debt

TOTAL DEDUCTIONS **914,892.00**

NET DEBT **\$800,544.00**

Average Assessed Valuations

Real Property 1954-1955-1956.. **\$3,005,547.00**

Per Cent of Net Debt **26.63**

CURRENT FINANCES DECEMBER 31, 1956

Cash	\$100,213.03
Taxes receivable	22,976.76
Tax title liens	10,350.34
Foreclosed property	3,900.00
Other receivables	6,880.40
State road aid receivable	8,676.37
Emergencies and deferred charges ..	56.64

TOTAL ASSETS **\$153,053.54**

Cash liabilities	\$25,332.29
Reserves for receivables	44,107.50
Surplus revenue	83,613.75

TOTAL LIABILITIES AND SURPLUS **\$153,053.54**

ROCKAWAY TOWNSHIP—MORRIS COUNTY

Population Census, 1950—4,418 Land Area 45.3 sq. mi. Net Valuation Taxable \$7,408,827

EXPENDITURES AND RE-REQUIRED PAYMENTS FOR 1956		Tax rate	\$11.15
General Government		Local school tax rate	6.02
Administrative and executive	\$34,371.20	County tax rate	1.91
Assessment and collection of taxes	8,605.00	Local purpose tax rate	3.22
Finance Department	1,900.00		
Protection to Persons & Property		TAXES	
Fire	17,600.00	Local school tax ...	\$445,890.89
Police	41,400.00	County taxes	141,327.79
Other	Special district taxes
Streets and Roads			
Repairs and maintenance	101,105.56	Local purpose levy	\$587,218.68
Street lighting	10,700.00		238,220.72
Sanitation		Total tax levy (tax duplicate) ..	\$825,439.40
Street cleaning		
Garbage and ash removal		
Sewers	3,800.00		
Health and Charities		Per Capita Total	
Health service	4,859.40	Tax Levy	\$186.84
Welfare—public assistance	1,200.00		
Hospitals (aid and maintenance) ..	1,900.00		
Other	700.00		
Recreation		Current	
Beaches and boardwalks	1956 taxes levied (total)	\$846,698.07
Parks and playgrounds	7,150.00	Collected in 1956	789,508.41
Other	Per cent of levy col-	
Educational		lected in 1956 ...	93.24
(Exclusive of school districts)	Transferred to liens	1,761.97
Unclassified Purposes		Cancelled, abated or adjusted	3,946.86
(Including contingent)	500.00	Outstanding December 31, 1956 ..	\$51,480.83
SUB-TOTAL—Municipal functions..	\$235,791.16		
Per Capita—Municipal functions		All Prior Years Outstanding	
Capital imp'ts and capital imp't fund	\$54,186.46	Balance January 1, 1956	\$49,658.72
Debt Service		Collected in 1956	44,412.72
Principal payments ..	\$25,000.00	Balance December 31, 1956	\$2,868.71
Interest payments ..	2,495.43		
Total	27,495.43	Tax Title Liens Outstanding	
Per Capita Debt Service		Balance January 1, 1956	\$10,797.96
	\$6.22	Redeemed by cash	1,724.68
Deferred Charges and Statutory Expenditures		Balance December 31, 1956	\$11,685.23
Emergencies	\$300.00		
Other deferred chgs.	15,754.11	Property Acquired by Deed or Foreclosure	
Total	16,054.11	Balance January 1, 1956	\$6,050.00
TOTAL—Municipal expenditures ..	\$333,527.16	Sale for cash	125.00
		Balance December 31, 1956	\$6,000.00
Required Payments for Local School, County, and Special District Taxes		CAPITAL DEBT, DECEMBER 31, 1956	
	587,218.68	Gross Debt	
TOTAL EXPENDITURES AND REQUIRED PAYMENTS	\$920,745.84	School debt	\$1,976,432.00
Reserve for uncollected taxes	\$103,891.73	Self-liquidating debt.
GRAND TOTAL—Budget	\$1,024,637.57	Other capital debt ..	114,657.00
RECEIPTS AND REVENUES REALIZED IN 1956 TO MEET EXPENDITURES AND RE-REQUIRED PAYMENTS		TOTAL GROSS DEBT	\$2,091,089.00
Surplus revenue appropriated ..	\$70,300.00	Per Capita Gross Debt	\$473.31
Miscellaneous revenues realized.	64,487.48	Deductions for	
State aid revenues realized	16,015.00	School debt	\$1,433,345.00
Delinquent taxes including		Self-liquidating debt.
liens—1956 collections	46,137.40	Other capital debt ..	26,857.00
Current taxes—1956 collections..	789,508.41	TOTAL DEDUCTIONS	1,460,202.00
Emergency borrowings	NET DEBT	\$630,887.00
TOTAL RECEIPTS AND REVENUES REALIZED	\$986,448.20	Average Assessed Valuations	
		Real Property 1954-1955-1956..	\$5,940,217.00
		Per Cent of Net Debt	10.62
CAPITAL OUTLAY—1956		CURRENT FINANCES DECEMBER 31, 1956	
Beaches and boardwalks	Cash	\$175,962.49
Buildings and equipment	\$7,855.32	Taxes receivable	51,349.54
Parks and playgrounds	Tax title liens	11,685.23
Sewers	Foreclosed property	6,000.00
Streets, roads and bridges	Other receivables
Water supply	State road aid receivable	16,439.65
Other	Emergencies and deferred charges ..	22,149.55
		TOTAL ASSETS	\$286,586.46
		Cash liabilities	\$83,373.88
		Reserves for receivables	72,034.77
		Surplus revenue	131,177.81
		TOTAL LIABILITIES AND SURPLUS	\$286,586.46

ROCKLEIGH BOROUGH—BERGEN COUNTY

Population Census, 1950—110

Land Area 1.0 sq. mi.

Net Valuation Taxable \$451,452

EXPENDITURES AND REQUIRED PAYMENTS FOR 1956

General Government	
Administrative and executive	\$4,100.00
Assessment and collection of taxes	725.00
Finance Department
Protection to Persons & Property	
Fire	600.00
Police	80.00
Other
Streets and Roads	
Repairs and maintenance	50.00
Street lighting	700.00
Sanitation	
Street cleaning
Garbage and ash removal
Sewers
Health and Charities	
Health service	500.00
Welfare—public assistance
Hospitals (aid and maintenance)	25.00
Other
Recreation	
Beaches and boardwalks
Parks and playgrounds
Other
Educational	
(Exclusive of school districts)
Unclassified Purposes	
(Including contingent)
SUB-TOTAL—Municipal functions..	\$6,780.00

Per Capita—Municipal functions ...	\$61.64
Capital imp'ts and capital imp't fund	\$1,270.00
Debt Service	
Principal payments
Interest payments
Total
Per Capita Debt Service	
.....
Deferred Charges and Statutory Expenditures	
Emergencies
Other deferred chgs.
Total

TOTAL—Municipal expenditures ... **\$8,050.00**

Required Payments for Local School, County, and Special District Taxes **19,392.91**

TOTAL EXPENDITURES AND REQUIRED PAYMENTS **\$27,442.91**

Reserve for uncollected taxes **\$2,084.11**

GRAND TOTAL—Budget **\$29,527.02**

RECEIPTS AND REVENUES REALIZED IN 1956 TO MEET EXPENDITURES AND REQUIRED PAYMENTS

Surplus revenue appropriated ..	\$6,000.00
Miscellaneous revenues realized ..	10,357.15
State aid revenues realized	243.00
Delinquent taxes including
liens—1956 collections	1,301.95
Current taxes—1956 collections..	19,613.48
Emergency borrowings
TOTAL RECEIPTS AND REVENUES REALIZED	\$37,515.58

CAPITAL OUTLAY—1956

Beaches and boardwalks
Buildings and equipment
Parks and playgrounds
Sewers
Streets, roads and bridges
Water supply
Other

Tax rate	\$4.55
Local school tax rate	3.32
County tax rate	0.97
Local purpose tax rate	0.26

TAXES

Local school tax ...	\$15,000.00	
County taxes	4,392.91	
Special district taxes	
Local purpose levy	\$19,392.91
		<u>1,141.11</u>
Total tax levy (tax duplicate) ..		\$20,534.02

Per Capita Total Tax Levy **\$186.67**

Current	
1956 taxes levied (total)	\$20,541.16
Collected in 1956	19,613.48
Per cent of levy collected in 1956 ...	95.48
Transferred to liens
Cancelled, abated or adjusted	22.75
Outstanding December 31, 1956 ..	<u>\$904.93</u>

All Prior Years Outstanding	
Balance January 1, 1956	\$1,791.95
Collected in 1956	1,301.95
Balance December 31, 1956	<u>\$490.00</u>

Tax Title Liens Outstanding	
Balance January 1, 1956
Redeemed by cash
Balance December 31, 1956	<u>.....</u>

Property Acquired by Deed or Foreclosure	
Balance January 1, 1956	\$600.00
Sale for cash
Balance December 31, 1956	<u>\$600.00</u>

CAPITAL DEBT, DECEMBER 31, 1956

Gross Debt	
School debt
Self-liquidating debt.
Other capital debt

TOTAL GROSS DEBT **.....**

Per Capita Gross Debt **.....**

Deductions for	
School debt
Self-liquidating debt.
Other capital debt

TOTAL DEDUCTIONS **.....**

NET DEBT **.....**

Average Assessed Valuations	
Real Property 1954-1955-1956..	\$410,864.00
Per Cent of Net Debt

CURRENT FINANCES DECEMBER 31, 1956

Cash	\$27,138.66
Taxes receivable	1,394.93
Tax title liens
Foreclosed property	600.00
Other receivables
State road aid receivable	486.00
Emergencies and deferred charges

TOTAL ASSETS **\$29,619.59**

Cash liabilities	\$2,788.97
Reserves for receivables	1,994.93
Surplus revenue	24,835.69

TOTAL LIABILITIES AND SURPLUS **\$29,619.59**

ROCKY HILL BOROUGH—SOMERSET COUNTY

Population Census, 1950—537

Land Area 1.1 sq. mi.

Net Valuation Taxable \$289,945

EXPENDITURES AND RE-REQUIRED PAYMENTS FOR 1956	
General Government	
Administrative and executive	\$1,815.44
Assessment and collection of taxes	700.00
Finance Department	175.00
Protection to Persons & Property	
Fire	1,225.00
Police	859.56
Other
Streets and Roads	
Repairs and maintenance	1,500.00
Street lighting	850.00
Sanitation	
Street cleaning
Garbage and ash removal	680.00
Sewers
Health and Charities	
Health service	30.00
Welfare—public assistance	50.00
Hospitals (aid and maintenance)
Other
Recreation	
Beaches and boardwalks
Parks and playgrounds
Other
Educational	
(Exclusive of school districts)
Unclassified Purposes	
(Including contingent)	50.00
SUB-TOTAL—Municipal functions..	\$7,935.00
Per Capita—Municipal functions \$14.78	
Capital imp'ts and capital imp't fund	\$100.00
Debt Service	
Principal payments
Interest payments
Total
Per Capita Debt	
Deferred Charges and Statutory Expenditures	
Emergencies
Other deferred chgs.	\$35.00
Total	35.00
TOTAL—Municipal expenditures ...	\$8,070.00
Required Payments for Local School, County, and Special District Taxes	
	23,827.35
TOTAL EXPENDITURES AND RE-REQUIRED PAYMENTS	\$31,897.35
Reserve for uncollected taxes	\$1,789.92
GRAND TOTAL—Budget	\$33,687.27
RECEIPTS AND REVENUES REALIZED IN 1956 TO MEET EXPENDITURES AND RE-REQUIRED PAYMENTS	
Surplus revenue appropriated ..	\$1,000.00
Miscellaneous revenues realized ..	5,651.40
State aid revenues realized	1,628.00
Delinquent taxes including	
Liens—1956 collections	463.12
Current taxes—1956 collections..	24,117.51
Emergency borrowings
TOTAL RECEIPTS AND REVENUES REALIZED	\$32,860.03

CAPITAL OUTLAY—1956

Beaches and boardwalks
Buildings and equipment
Parks and playgrounds
Sewers
Streets, roads and bridges
Water supply
Other

Tax rate	\$8.78
Local school tax rate	7.00
County tax rate	1.22
Local purpose tax rate	0.56

TAXES

Local school tax ...	\$20,303.24	
County taxes	3,524.11	
Special district taxes	
Local purpose levy	\$23,827.35
		1,611.92
Total tax levy (tax duplicate) ..		\$25,439.27

Per Capita Total Tax Levy	\$47.37
--	----------------

Current	
1956 taxes levied (total)	\$25,622.07
Collected in 1956	24,117.51
Per cent of levy collected in 1956 ...	94.12
Transferred to liens	43.90
Cancelled, abated or adjusted
Outstanding December 31, 1956 ..	\$1,460.66

All Prior Years Outstanding	
Balance January 1, 1956	\$592.17
Collected in 1956	463.12
Balance December 31, 1956	\$129.05

Tax Title Liens Outstanding	
Balance January 1, 1956	\$1,821.95
Redeemed by cash
Balance December 31, 1956	\$1,865.85

Property Acquired by Deed or Foreclosure	
Balance January 1, 1956
Sale for cash
Balance December 31, 1956

CAPITAL DEBT, DECEMBER 31, 1956

Gross Debt	
School debt	\$3,000.00
Self-liquidating debt.	17,000.00
Other capital debt
TOTAL GROSS DEBT	\$20,000.00
Per Capita Gross Debt	
	\$37.24

Deductions for	
School debt	\$3,000.00
Self-liquidating debt.	17,000.00
Other capital debt
TOTAL DEDUCTIONS	20,000.00
NET DEBT

Average Assessed Valuations	
Real Property 1954-1955-1956..	\$270,700.00
Per Cent of Net Debt

CURRENT FINANCES DECEMBER 31, 1956

Cash	\$15,586.71
Taxes receivable	1,589.71
Tax title liens	1,865.85
Foreclosed property
Other receivables	157.15
State road aid receivable
Emergencies and deferred charges
TOTAL ASSETS	\$19,199.42

Cash liabilities	\$14,463.46
Reserves for receivables	3,612.71
Surplus revenue	1,123.25
TOTAL LIABILITIES AND SURPLUS	\$19,199.42

ROOSEVELT BOROUGH—MONMOUTH COUNTY

Population Census, 1950—720

Land Area 1.94 sq. mi.

Net Valuation Taxable \$524,705

EXPENDITURES AND REQUIRED PAYMENTS FOR 1956

General Government	
Administrative and executive	\$6,550.00
Assessment and collection of taxes	1,750.00
Finance Department	
Protection to Persons & Property	
Fire	1,500.00
Police	2,450.00
Other	
Streets and Roads	
Repairs and maintenance	4,565.00
Street lighting	950.00
Sanitation	
Street cleaning	
Garbage and ash removal	2,450.00
Sewers	
Health and Charities	
Health service	100.00
Welfare—public assistance	100.00
Hospitals (aid and maintenance)	
Other	
Recreation	
Beaches and boardwalks	
Parks and playgrounds	200.00
Other	
Educational	
(Exclusive of school districts) ..	
Unclassified Purposes	
(Including contingent)	50.00
SUB-TOTAL—Municipal functions..	\$20,665.00

Per Capita—Municipal functions	\$28.70
Capital imp'ts and capital imp't fund	\$3,000.00
Debt Service	
Principal payments ..	
Interest payments ..	\$25.00
Total	25.00
Per Capita Debt Service	
Deferred Charges and Statutory Expenditures	
Emergencies	
Other deferred chgs.	\$150.00
Total	150.00

TOTAL—Municipal expenditures ..	\$23,840.00
Required Payments for Local School, County, and Special District Taxes	60,259.42
TOTAL EXPENDITURES AND REQUIRED PAYMENTS	\$84,099.42
Reserve for uncollected taxes	\$9,355.00
GRAND TOTAL—Budget	\$93,454.42

RECEIPTS AND REVENUES REALIZED IN 1956 TO MEET EXPENDITURES AND REQUIRED PAYMENTS	
Miscellaneous revenue appropriated ..	\$15,000.00
Miscellaneous revenues realized	6,239.49
State aid revenues realized	328.00
Delinquent taxes including	
Liens—1956 collections	1,033.88
Current taxes—1956 collections ..	71,097.22
Emergency borrowings	
TOTAL RECEIPTS AND REVENUES REALIZED	\$93,698.59

CAPITAL OUTLAY—1956	
Beaches and boardwalks	
Buildings and equipment	\$2,301.30
Parks and playgrounds	
Sewers	
Streets, roads and bridges	1,496.55
Water supply	
Other	

Tax rate	\$13.85
Local school tax rate	9.65
County tax rate	1.84
Local purpose tax rate	2.36

TAXES	
Local school tax ...	\$50,627.32
County taxes	9,632.10
Special district taxes	
Local purpose levy	\$60,259.42
Total tax levy (tax duplicate) ..	\$72,626.42
Per Capita Total Tax Levy	\$100.87

Current	
1956 taxes levied (total)	\$73,069.09
Collected in 1956	71,097.22
Per cent of levy collected in 1956 ..	97.30
Transferred to liens	
Cancelled, abated or adjusted	70.58
Outstanding December 31, 1956 ..	\$1,901.29

All Prior Years Outstanding	
Balance January 1, 1956	\$1,033.88
Collected in 1956	1,033.88
Balance December 31, 1956	

Tax Title Liens Outstanding	
Balance January 1, 1956	
Redeemed by cash	
Balance December 31, 1956	

Property Acquired by Deed or Foreclosure	
Balance January 1, 1956	
Sale for cash	
Balance December 31, 1956	

CAPITAL DEBT, DECEMBER 31, 1956	
Gross Debt	
School debt	
Self-liquidating debt. ..	\$60,000.00
Other capital debt ..	
TOTAL GROSS DEBT	\$60,000.00
Per Capita Gross Debt	\$83.33

Deductions for	
School debt	
Self-liquidating debt. ..	\$60,000.00
Other capital debt ..	
TOTAL DEDUCTIONS	60,000.00
NET DEBT	

Average Assessed Valuations	
Real Property 1954-1955-1956 ..	\$493,417.00
Per Cent of Net Debt	

CURRENT FINANCES DECEMBER 31, 1956	
Cash	\$21,307.72
Taxes receivable	1,901.29
Tax title liens	
Foreclosed property	
Other receivables	532.28
State road aid receivable	
Emergencies and deferred charges ..	
TOTAL ASSETS	\$23,741.29
Cash liabilities	\$3,072.49
Reserves for receivables	2,433.57
Surplus revenue	18,235.23
TOTAL LIABILITIES AND SURPLUS	\$23,741.29

ROSELAND BOROUGH—ESSEX COUNTY

Population Census, 1950—2,019 Land Area 3.5 sq. mi. Net Valuation Taxable \$4,654,946

EXPENDITURES AND RE-REQUIRED PAYMENTS FOR 1956	
General Government	
Administrative and executive	\$23,335.25
Assessment and collection of taxes	6,691.00
Finance Department
Protection to Persons & Property	
Fire	9,537.00
Police	45,974.00
Other
Streets and Roads	
Repairs and maintenance	5,528.33
Street lighting	5,075.00
Sanitation	
Street cleaning
Garbage and ash removal	9,950.00
Sewers
Health and Charities	
Health service	4,171.75
Welfare—public assistance	2,975.00
Hospitals (aid and maintenance)
Other	450.00
Recreation	
Beaches and boardwalks
Parks and playgrounds
Other	1,225.00
Educational (Exclusive of school districts) ..	
.....
Unclassified Purposes (Including contingent)	
.....	2,200.00
SUB-TOTAL—Municipal functions..	\$117,062.33
Per Capita—Municipal functions	\$57.98
Capital imp'ts and capital imp't fund
Debt Service	
Principal payments ..	\$5,500.00
Interest payments ..	248.68
Total	\$5,748.68
Per Capita Debt Service	\$2.85
Deferred Charges and Statutory Expenditures	
Emergencies
Other deferred chgs. ..	\$7,274.18
Total	7,274.18
TOTAL—Municipal expenditures ...	\$130,085.19
Required Payments for Local School, County, and Special District Taxes	
.....	272,812.59
TOTAL EXPENDITURES AND REQUIRED PAYMENTS	\$402,897.78
Reserve for uncollected taxes	\$19,303.92
GRAND TOTAL—Budget	\$422,201.70
RECEIPTS AND REVENUES REALIZED IN 1956 TO MEET EXPENDITURES AND RE-REQUIRED PAYMENTS	
Surplus revenue appropriated ..	\$35,000.00
Miscellaneous revenues realized ..	116,483.96
State aid revenues realized	1,578.00
Delinquent taxes including	
liens—1956 collections	8,631.75
Current taxes—1956 collections..	273,270.30
Emergency borrowings
TOTAL RECEIPTS AND REVENUES REALIZED	\$434,964.01
CAPITAL OUTLAY—1956	
Beaches and boardwalks
Buildings and equipment
Parks and playgrounds
Sewers
Streets, roads and bridges	\$2,318.99
Water supply
Other

Tax rate	\$5.94
Local school tax rate	3.59
County tax rate	2.27
Local purpose tax rate	0.08
TAXES	
Local school tax ...	\$167,125.21
County taxes	105,687.38
Special district taxes
Local purpose levy	\$272,812.59
.....	3,356.11
Total tax levy (tax duplicate) ..	\$276,168.70
Per Capita Total Tax Levy	\$136.78
Current	
1956 taxes levied (total)	\$282,111.15
Collected in 1956	273,270.30
Per cent of levy collected in 1956 ...	96.86
Transferred to liens	849.42
Cancelled, abated or adjusted	415.80
Outstanding December 31, 1956 ..	\$7,575.63
All Prior Years Outstanding	
Balance January 1, 1956	\$9,910.15
Collected in 1956	8,080.43
Balance December 31, 1956	\$1,829.72
Tax Title Liens Outstanding	
Balance January 1, 1956	\$8,713.39
Redeemed by cash	551.32
Balance December 31, 1956	\$9,011.49
Property Acquired by Deed or Foreclosure	
Balance January 1, 1956
Sale for cash
Balance December 31, 1956
CAPITAL DEBT, DECEMBER 31, 1956	
Gross Debt	
School debt	\$286,000.00
Self-liquidating debt ..	2,000.00
Other capital debt ..	30,458.00
TOTAL GROSS DEBT	\$318,458.00
Per Capita Gross Debt	\$157.73
Deductions for	
School debt	\$237,595.00
Self-liquidating debt
Other capital debt
TOTAL DEDUCTIONS	237,595.00
NET DEBT	\$80,863.00
Average Assessed Valuations	
Real Property 1954-1955-1956..	\$3,959,921.00
Per Cent of Net Debt	2.04
CURRENT FINANCES DECEMBER 31, 1956	
Cash	\$90,220.87
Taxes receivable	9,405.35
Tax title liens	9,011.49
Foreclosed property
Other receivables	3,992.42
State road aid receivable
Emergencies and deferred charges
TOTAL ASSETS	\$112,630.13
Cash liabilities	\$12,074.15
Reserves for receivables	22,409.26
Surplus revenue	78,146.72
TOTAL LIABILITIES AND SURPLUS	\$112,630.13

ROSELLE BOROUGH—UNION COUNTY

Population Census, 1950—17,681 Land Area 2.7 sq. mi. Net Valuation Taxable \$25,144,852

EXPENDITURES AND REQUIRED PAYMENTS FOR 1956	
General Government	
Administrative and executive	\$84,549.98
Assessment and collection of taxes	26,400.00
Finance Department
Protection to Persons & Property	
Fire	111,825.00
Police	201,950.02
Other
Streets and Roads	
Repairs and maintenance	71,635.00
Street lighting	23,000.00
Sanitation	
Street cleaning	27,900.00
Garbage and ash removal	102,621.00
Sewers	71,964.60
Health and Charities	
Health service	21,600.00
Welfare—public assistance	4,850.00
Hospitals (aid and maintenance)
Other	6,000.00
Recreation	
Beaches and boardwalks
Parks and playgrounds
Other	7,300.00
Educational	
(Exclusive of school districts) ..	31,500.00
Unclassified Purposes	
(Including contingent)	22,945.10
SUB-TOTAL—Municipal functions..	\$816,040.70

Per Capita—Municipal functions	\$46.15
Capital imp'ts and capital imp't fund	\$12,000.00
Debt Service	
Principal payments ..	\$27,000.00
Interest payments ..	3,877.50
Total	30,877.50

Per Capita Debt Service	\$1.75
Deferred Charges and Statutory Expenditures	
Emergencies	\$3,217.50
Other deferred chgs.	62,942.94
Total	66,160.44

TOTAL—Municipal expenditures ...	\$925,078.64
Required Payments for Local School, County, and Special District Taxes	1,187,614.20

TOTAL EXPENDITURES AND REQUIRED PAYMENTS	\$2,112,692.84
Reserve for uncollected taxes	\$116,671.23
GRAND TOTAL—Budget	\$2,229,364.07

RECEIPTS AND REVENUES REALIZED IN 1956 TO MEET EXPENDITURES AND REQUIRED PAYMENTS	
Surplus revenue appropriated ..	\$100,000.00
Miscellaneous revenues realized.	218,387.73
State aid revenues realized	12,251.39
Delinquent taxes including	
Liens—1956 collections	50,226.78
Current taxes—1956 collections..	1,834,244.15
Emergency borrowings
TOTAL RECEIPTS AND REVENUES REALIZED	\$2,215,110.05

CAPITAL OUTLAY—1956	
Beaches and boardwalks
Buildings and equipment
Parks and playgrounds
Sewers
Streets, roads and bridges	\$2,557.52
Water supply
Other	5,462.82

Tax rate	\$7.58
Local school tax rate	3.80
County tax rate	0.92
Local purpose tax rate	2.86

TAXES	
Local school tax ...	\$956,300.68
County taxes	231,313.52
Special district taxes
Local purpose levy	\$1,187,614.20
Total tax levy (tax duplicate) ..	\$1,907,864.07

Per Capita Total Tax Levy	\$107.90
Current	
1956 taxes levied (total)	\$1,916,961.25
Collected in 1956	1,834,244.15
Per cent of levy collected in 1956 ...	95.68
Transferred to liens	21,880.11
Cancelled, abated or adjusted	3,205.20
Outstanding December 31, 1956 ..	\$57,631.79

All Prior Years Outstanding	
Balance January 1, 1956	\$71,958.74
Collected in 1956	46,435.67
Balance December 31, 1956	\$22,195.79

Tax Title Liens Outstanding	
Balance January 1, 1956	\$358,527.75
Redeemed by cash	3,791.11
Balance December 31, 1956	\$318,781.74

Property Acquired by Deed or Foreclosure	
Balance January 1, 1956	\$193,674.33
Sale for cash	31,482.50
Balance December 31, 1956	\$224,049.33

CAPITAL DEBT, DECEMBER 31, 1956	
Gross Debt	
School debt	\$2,917,500.00
Self-liquidating debt.
Other capital debt ..	72,000.00
TOTAL GROSS DEBT	\$2,989,500.00
Per Capita Gross Debt	\$169.08

Deductions for	
School debt	\$1,778,587.00
Self-liquidating debt.
Other capital debt
TOTAL DEDUCTIONS	1,778,587.00
NET DEBT	\$1,210,913.00

Average Assessed Valuations	
Real Property 1954-1955-1956..	\$22,232,334.00
Per Cent of Net Debt	5.44

CURRENT FINANCES DECEMBER 31, 1956	
Cash	\$234,034.00
Taxes receivable	79,827.58
Tax title liens	318,781.74
Foreclosed property	224,049.33
Other receivables	200.00
State road aid receivable
Emergencies and deferred charges ..	9,500.00
TOTAL ASSETS	\$866,392.65
Cash liabilities	\$86,100.61
Reserves for receivables	622,858.65
Surplus revenue	157,433.39
TOTAL LIABILITIES AND SURPLUS	\$866,392.65

ROSELLE PARK BOROUGH—UNION COUNTY

Population Census, 1950—11,537

Land Area 1.3 sq. mi.

Net Valuation Taxable \$14,917,156

EXPENDITURES AND REQUIRED PAYMENTS FOR 1956

General Government	
Administrative and executive	\$47,675.00
Assessment and collection of taxes	18,100.00
Finance Department
Protection to Persons & Property	
Fire	33,325.00
Police	117,115.00
Other
Streets and Roads	
Repairs and maintenance	58,555.00
Street lighting	14,675.00
Sanitation	
Street cleaning
Garbage and ash removal	38,600.00
Sewers	17,720.00
Health and Charities	
Health service	11,635.00
Welfare—public assistance	5,050.00
Hospitals (aid and maintenance)
Other	3,900.00
Recreation	
Beaches and boardwalks
Parks and playgrounds	500.00
Other
Educational	
(Exclusive of school districts) ..	9,000.00
Unclassified Purposes	
(Including contingent)	10,290.00
SUB-TOTAL—Municipal functions..	\$386,140.00

Per Capita—Municipal functions	
Capital imp'ts and capital imp't fund	\$76,000.00
Debt Service	
Principal payments .	\$39,295.98
Interest payments ..	6,392.50
Total	45,688.48
Per Capita Debt Service	
	\$3.96
Deferred Charges and Statutory Expenditures	
Emergencies	\$11,550.00
Other deferred chgs.	23,250.00
Total	34,800.00

TOTAL—Municipal expenditures ...	\$542,628.48
Required Payments for Local School, County, and Special District Taxes	
	722,099.82

TOTAL EXPENDITURES AND REQUIRED PAYMENTS	\$1,264,728.30
Reserve for uncollected taxes	\$93,244.86
GRAND TOTAL—Budget	\$1,357,973.16

RECEIPTS AND REVENUES REALIZED IN 1956 TO MEET EXPENDITURES AND REQUIRED PAYMENTS

Surplus revenue appropriated ..	\$200,000.00
Miscellaneous revenues realized.	158,033.55
State aid revenues realized	9,338.87
Delinquent taxes including	
liens—1956 collections	20,871.91
Current taxes—1956 collections..	1,021,189.23
Emergency borrowings
TOTAL RECEIPTS AND REVENUES REALIZED	\$1,409,433.56

CAPITAL OUTLAY—1956

Beaches and boardwalks
Buildings and equipment	\$50,798.04
Parks and playgrounds	4,186.74
Sewers
Streets, roads and bridges	59,873.20
Water supply
Other	30,168.90

Tax rate	\$6.97
Local school tax rate	3.80
County tax rate	1.04
Local purpose tax rate	2.13

TAXES

Local school tax ...	\$567,209.23
County taxes	154,890.59
Special district taxes
Local purpose levy	\$722,099.82
	319,605.34
Total tax levy (tax duplicate) ..	\$1,041,705.16

Per Capita Total Tax Levy	\$90.29
--	----------------

Current	
1956 taxes levied (total)	\$1,045,208.58
Collected in 1956	1,021,189.23
Per cent of levy collected in 1956 ...	97.70
Transferred to liens	587.27
Cancelled, abated or adjusted ..	1,178.90
Outstanding December 31, 1956 ..	\$22,253.18

All Prior Years Outstanding	
Balance January 1, 1956	\$22,003.71
Collected in 1956	20,333.46
Balance December 31, 1956	\$1,308.57

Tax Title Liens Outstanding	
Balance January 1, 1956	\$16,107.59
Redeemed by cash	538.45
Balance December 31, 1956	\$16,156.41

Property Acquired by Deed or Foreclosure	
Balance January 1, 1956	\$63,550.00
Sale for cash	45,041.00
Balance December 31, 1956	\$50,950.00

CAPITAL DEBT, DECEMBER 31, 1956

Gross Debt	
School debt	\$413,500.00
Self-liquidating debt.
Other capital debt ..	174,900.00
TOTAL GROSS DEBT	\$588,400.00
Per Capita Gross Debt	\$51.00

Deductions for	
School debt	\$413,500.00
Self-liquidating debt.
Other capital debt
TOTAL DEDUCTIONS	413,500.00
NET DEBT	\$174,900.00

Average Assessed Valuations	
Real Property 1954-1955-1956..	\$13,903,316.00
Per Cent of Net Debt	1.25

CURRENT FINANCES DECEMBER 31, 1956

Cash	\$363,214.35
Taxes receivable	23,561.75
Tax title liens	16,156.41
Foreclosed property	50,950.00
Other receivables	1,427.72
State road aid receivable
Emergencies and deferred charges ..	3,312.06
TOTAL ASSETS	\$458,622.29

Cash liabilities	\$84,536.78
Reserves for receivables	92,095.88
Surplus revenue	281,989.63

TOTAL LIABILITIES AND SURPLUS	\$458,622.29
--	---------------------

ROXBURY TOWNSHIP—MORRIS COUNTY

Population Census, 1950—5,707

Land Area 21.0 sq. mi.

Net Valuation Taxable \$7,036,854

EXPENDITURES AND REQUIRED PAYMENTS FOR 1956

General Government	
Administrative and executive	\$46,757.54
Assessment and collection of taxes	11,425.00
Finance Department	3,275.00
Protection to Persons & Property	
Fire	11,198.00
Police	52,325.00
Other
Streets and Roads	
Repairs and maintenance	63,055.52
Street lighting	9,000.00
Sanitation	
Street cleaning
Garbage and ash removal	12,000.00
Sewers
Health and Charities	
Health service	4,321.61
Welfare—public assistance	1,350.00
Hospitals (aid and maintenance)	2,000.00
Other
Recreation	
Benches and boardwalks
Parks and playgrounds	2,000.00
Other
Educational (Exclusive of school districts) ..	
.....
Unclassified Purposes (Including contingent)	
.....	28,100.00
SUB-TOTAL—Municipal functions..	\$246,807.67

Per Capita—Municipal functions	\$43.25
Capital imp'ts and capital imp't fund	\$32,400.00
Debt Service	
Principal payments ..	\$7,750.00
Interest payments ..	1,018.75
Total	8,768.75
Per Capita Debt Service	\$1.54
Deferred Charges and Statutory Expenditures	
Emergencies
Other deferred chgs. ..	\$7,029.93
Total	7,029.93
TOTAL—Municipal expenditures ..	\$295,006.35

Required Payments for Local School, County, and Special District Taxes	443,493.80
TOTAL EXPENDITURES AND REQUIRED PAYMENTS	\$738,500.15
Reserve for uncollected taxes	\$54,333.50
GRAND TOTAL—Budget	\$792,833.65

RECEIPTS AND REVENUES REALIZED IN 1956 TO MEET EXPENDITURES AND REQUIRED PAYMENTS	
Surplus revenue appropriated ..	\$40,000.00
Miscellaneous revenues realized ..	67,436.49
State aid revenues realized	16,269.06
Delinquent taxes including	
Liens—1956 collections	39,842.69
Current taxes—1956 collections..	586,358.00
Emergency borrowings
TOTAL RECEIPTS AND REVENUES REALIZED	\$749,906.30

CAPITAL OUTLAY—1956

Beaches and boardwalks
Buildings and equipment	\$17,950.00
Parks and playgrounds
Sewers
Streets, roads and bridges	16,490.00
Water supply
Other

Tax rate	\$8.78
Local school tax rate	4.89
County tax rate	1.42
Local purpose tax rate	2.47

TAXES

Local school tax ..	\$343,885.93	
County taxes	99,607.87	
Special district taxes	
Local purpose levy	174,000.00	\$443,493.80
Total tax levy (tax duplicate) ..	\$617,493.80	

Per Capita Total Tax Levy	\$108.20
--	-----------------

Current	
1956 taxes levied (total)	\$627,431.11
Collected in 1956	586,358.06
Per cent of levy collected in 1956 ..	93.45
Transferred to liens
Cancelled, abated or adjusted	62.68
Outstanding December 31, 1956 ..	\$41,010.37

All Prior Years Outstanding	
Balance January 1, 1956	\$52,395.54
Collected in 1956	39,728.56
Balance December 31, 1956	\$11,917.71

Tax Title Liens Outstanding	
Balance January 1, 1956	\$3,254.42
Redeemed by cash	114.13
Balance December 31, 1956	\$3,132.94

Property Acquired by Deed or Foreclosure	
Balance January 1, 1956	\$3,560.24
Sale for cash	114.13
Balance December 31, 1956	\$3,560.24

CAPITAL DEBT, DECEMBER 31, 1956

Gross Debt	
School debt	\$762,000.00
Self-liquidating debt	114.13
Other capital debt ..	99,200.00
TOTAL GROSS DEBT	\$861,200.00

Per Capita Gross Debt	\$150.90
------------------------------------	-----------------

Deductions for	
School debt	\$431,653.00
Self-liquidating debt	114.13
Other capital debt ..	99,200.00
TOTAL DEDUCTIONS	431,653.00

NET DEBT	\$429,547.00
-----------------------	---------------------

Average Assessed Valuations	
Real Property 1954-1955-1956..	\$5,395,657.00
Per Cent of Net Debt	7.96

CURRENT FINANCES DECEMBER 31, 1956

Cash	\$151,766.86
Taxes receivable	52,928.08
Tax title liens	3,132.94
Foreclosed property	3,560.24
Other receivables	412.70
State road aid receivable	26,000.00
Emergencies and deferred charges ..	31,329.15
TOTAL ASSETS	\$269,129.97

Cash liabilities	\$108,137.73
Reserves for receivables	60,033.96
Surplus revenue	100,958.28
TOTAL LIABILITIES AND SURPLUS	\$269,129.97

RUMSON BOROUGH—MONMOUTH COUNTY

Population Census, 1950—4,044

Land Area 3.3 sq. mi.

Net Valuation Taxable \$8,096,635

EXPENDITURES AND REQUIRED PAYMENTS FOR 1956

General Government	
Administrative and executive	\$43,792.00
Assessment and collection of taxes	10,033.53
Finance Department
Protection to Persons & Property	
Fire	19,155.00
Police	69,207.02
Other
Streets and Roads	
Repairs and maintenance	60,660.00
Street lighting	11,500.00
Sanitation	
Street cleaning
Garbage and ash removal	26,200.00
Sewers
Health and Charities	
Health service	2,975.00
Welfare—public assistance	3,542.00
Hospitals (aid and maintenance)
Other
Recreation	
Beaches and boardwalks
Parks and playgrounds	2,740.33
Other	2,500.00
Educational	
(Exclusive of school districts) ..	2,500.00
Unclassified Purposes	
(Including contingent)	2,100.00
SUB-TOTAL—Municipal functions..	\$256,904.88

Per Capita—Municipal functions	\$63.53
Capital imp'ts and capital imp't fund	\$35,375.88
Debt Service	
Principal payments
Interest payments ..	\$414.40
Total	414.40

Per Capita Debt Service	\$0.10
Deferred Charges and Statutory Expenditures	
Emergencies
Other deferred chgs. ..	\$19,592.11
Total	19,592.11

TOTAL—Municipal expenditures ...	\$312,287.27
---	---------------------

Required Payments for Local School, County, and Special District Taxes	445,302.05
---	-------------------

TOTAL EXPENDITURES AND REQUIRED PAYMENTS

Reserve for uncollected taxes	\$44,424.38
GRAND TOTAL—Budget	\$802,013.70

RECEIPTS AND REVENUES REALIZED IN 1956 TO MEET EXPENDITURES AND REQUIRED PAYMENTS

Surplus revenue appropriated ..	\$29,934.68
Miscellaneous revenues realized.	79,780.02
State aid revenues realized	5,115.00
Delinquent taxes including	
liens—1956 collections	23,742.99
Current taxes—1956 collections..	655,129.93
Emergency borrowings
TOTAL RECEIPTS AND REVENUES REALIZED	\$793,702.62

CAPITAL OUTLAY—1956

Beaches and boardwalks
Buildings and equipment
Parks and playgrounds
Sewers
Streets, roads and bridges	\$3,494.13
Water supply
Other	11,015.30

Tax rate	\$8.29
Local school tax rate	3.82
County tax rate	1.68
Local purpose tax rate	2.79

TAXES

Local school tax ...	\$308,895.60	
County taxes	136,406.45	
Special district taxes	
Local purpose levy	\$445,302.05
Total tax levy (tax duplicate) ..	\$670,467.71	

Per Capita Total Tax Levy	\$165.79
--	-----------------

Current

1956 taxes levied (total)	\$683,913.67
Collected in 1956	655,129.93
Per cent of levy collected in 1956 ...	95.79
Transferred to liens	28.98
Cancelled, abated or adjusted	1,051.58
Outstanding December 31, 1956 ..	\$27,703.18

All Prior Years Outstanding

Balance January 1, 1956	\$26,236.27
Collected in 1956	23,742.99
Balance December 31, 1956	\$2,330.66

Tax Title Liens Outstanding

Balance January 1, 1956	\$255.95
Redeemed by cash
Balance December 31, 1956	\$284.93

Property Acquired by Deed or Foreclosure

Balance January 1, 1956
Sale for cash
Balance December 31, 1956

CAPITAL DEBT, DECEMBER 31, 1956

Gross Debt	
School debt	\$1,460,327.00
Self-liquidating debt.
Other capital debt ..	23,000.00
TOTAL GROSS DEBT	\$1,483,327.00
Per Capita Gross Debt	\$366.80

Deductions for

School debt	\$935,699.00
Self-liquidating debt.
Other capital debt ..	23,000.00
TOTAL DEDUCTIONS	958,699.00
NET DEBT	\$524,628.00

Average Assessed Valuations

Real Property 1954-1955-1956..	\$7,556,200.00
Per Cent of Net Debt	6.94

CURRENT FINANCES DECEMBER 31, 1956

Cash	\$307,750.75
Taxes receivable	30,033.84
Tax title liens	284.93
Foreclosed property
Other receivables	12,148.69
State road aid receivable
Emergencies and deferred charges ..	2,000.00
TOTAL ASSETS	\$352,218.21

Cash liabilities	\$23,513.19
Reserves for receivables	42,467.46
Surplus revenue	286,237.56

TOTAL LIABILITIES AND SURPLUS	\$352,218.21
--	---------------------

RUNNEMEDE BOROUGH—CAMDEN COUNTY

Population Census, 1950—4,217

Land Area 2.12 sq. mi.

Net Valuation Taxable \$3,562,810

EXPENDITURES AND REQUIRED PAYMENTS FOR 1956

General Government	
Administrative and executive	\$18,530.00
Assessment and collection of taxes	13,175.00
Finance Department	200.00
Protection to Persons & Property	
Fire	10,095.95
Police	42,887.00
Other
Streets and Roads	
Repairs and maintenance	32,362.05
Street lighting	9,000.00
Sanitation	
Street cleaning
Garbage and ash removal	2,600.00
Sewers
Health and Charities	
Health service	3,640.00
Welfare—public assistance	820.00
Hospitals (aid and maintenance)
Other
Recreation	
Beaches and boardwalks
Parks and playgrounds
Other
Educational	
(Exclusive of school districts)
Unclassified Purposes	
(Including contingent)	3,100.00
SUB-TOTAL—Municipal functions..	\$136,410.00

Per Capita—Municipal functions	\$32.35
Capital imp'ts and capital imp't fund	\$12,700.00
Debt Service	
Principal payments ..	\$12,000.00
Interest payments ..	6,520.00
Total	18,520.00
Per Capita Debt Service	\$4.39
Deferred Charges and Statutory Expenditures	
Emergencies	\$13,400.00
Other deferred chgs.	18,900.73
Total	32,300.73

TOTAL—Municipal expenditures ... \$199,930.73

Required Payments for Local School, County, and Special District Taxes 244,781.80

TOTAL EXPENDITURES AND REQUIRED PAYMENTS \$444,712.53

Reserve for uncollected taxes \$29,069.27

GRAND TOTAL—Budget \$473,781.80

RECEIPTS AND REVENUES REALIZED IN 1956 TO MEET EXPENDITURES AND REQUIRED PAYMENTS

Surplus revenue appropriated ..	\$68,000.00
Miscellaneous revenues realized.	62,072.05
State aid revenues realized	15,438.03
Delinquent taxes including
liens—1956 collections	13,452.78
Current taxes—1956 collections..	332,413.36
Emergency borrowings

TOTAL RECEIPTS AND REVENUES REALIZED \$401,376.22

CAPITAL OUTLAY—1956

Beaches and boardwalks
Buildings and equipment
Parks and playgrounds
Sewers
Streets, roads and bridges	\$86,948.18
Water supply
Other	16,023.19

Tax rate	\$9.46
Local school tax rate	4.02
County tax rate	2.85
Local purpose tax rate	2.59

TAXES

Local school tax ...	\$143,287.52	
County taxes	101,494.28	
Special district taxes	
Local purpose levy	92,700.00	\$244,781.80
Total tax levy (tax duplicate) ..	\$337,481.80	

Per Capita Total Tax Levy \$80.03

Current

1956 taxes levied (total)	\$352,748.78
Collected in 1956	332,413.36
Per cent of levy collected in 1956 ...	94.23
Transferred to liens
Cancelled, abated or adjusted	2,139.64
Outstanding December 31, 1956 ..	\$18,195.78

All Prior Years Outstanding

Balance January 1, 1956	\$14,545.06
Collected in 1956	13,452.78
Balance December 31, 1956	\$469.15

Tax Title Liens Outstanding

Balance January 1, 1956	\$571.63
Redeemed by cash
Balance December 31, 1956	\$571.63

Property Acquired by Deed or Foreclosure

Balance January 1, 1956	\$47,725.54
Sale for cash	2,900.06
Balance December 31, 1956	\$44,825.54

CAPITAL DEBT, DECEMBER 31, 1956

Gross Debt

School debt	\$910,104.00
Self-liquidating debt
Other capital debt ..	250,500.00

TOTAL GROSS DEBT \$1,160,604.00

Per Capita Gross Debt \$275.22

Deductions for

School debt	\$756,195.00
Self-liquidating debt
Other capital debt

TOTAL DEDUCTIONS 756,195.00

NET DEBT \$404,409.00

Average Assessed Valuations

Real Property 1954-1955-1956 ..	\$3,384,850.00
Per Cent of Net Debt	11.94

CURRENT FINANCES DECEMBER 31, 1956

Cash	\$134,435.18
Taxes receivable	18,664.93
Tax title liens	571.63
Foreclosed property	44,825.54
Other receivables	1,398.76
State road aid receivable	12,792.25
Emergencies and deferred charges ..	4,290.39

TOTAL ASSETS \$216,978.68

Cash liabilities	\$32,776.33
Reserves for receivables	65,460.86
Surplus revenue	118,741.49

TOTAL LIABILITIES AND SURPLUS \$216,978.68

RUTHERFORD BOROUGH—BERGEN COUNTY

Population Census, 1950—17,411 Land Area 2.6 sq. mi. Net Valuation Taxable \$23,093,406

EXPENDITURES AND RE-REQUIRED PAYMENTS FOR 1956	
General Government	
Administrative and executive	\$75,550.00
Assessment and collection of taxes	28,285.00
Finance Department	1,850.00
Protection to Persons & Property	
Fire	55,990.00
Police	187,740.00
Other
Streets and Roads	
Repairs and maintenance	75,030.00
Street lighting	27,400.00
Sanitation	
Street cleaning
Garbage and ash removal	102,490.00
Sewers	48,365.00
Health and Charities	
Health service	21,975.00
Welfare—public assistance	5,900.00
Hospitals (aid and maintenance)
Other
Recreation	
Beaches and boardwalks
Parks and playgrounds	65,970.00
Other
Educational	
(Exclusive of school districts)	32,250.00
Unclassified Purposes	
(Including contingent)	2,400.00
SUB-TOTAL—Municipal functions..	\$731,195.00
Per Capita—Municipal functions	
Capital imp'ts and capital imp't fund	\$42.00
Debt Service	\$48,200.00
Principal payments	\$81,500.00
Interest payments	10,885.25
Total	92,385.25
Per Capita Debt Service	
	\$5.31
Deferred Charges and Statutory Expenditures	
Emergencies
Other deferred chgs.	\$61,936.92
Total	61,936.92
TOTAL—Municipal expenditures	\$933,717.17
Required Payments for Local School, County, and Special District Taxes	
	977,884.20
TOTAL EXPENDITURES AND REQUIRED PAYMENTS	\$1,911,601.37
Reserve for uncollected taxes	\$105,432.65
GRAND TOTAL—Budget	\$2,017,034.02
RECEIPTS AND REVENUES REALIZED IN 1956 TO MEET EXPENDITURES AND RE-REQUIRED PAYMENTS	
Surplus revenue appropriated	\$141,000.00
Miscellaneous revenues realized	215,839.51
State aid revenues realized	10,606.00
Delinquent taxes including	
liens—1956 collections	29,586.01
Current taxes—1956 collections..	1,606,930.63
Emergency borrowings
TOTAL RECEIPTS AND REVENUES REALIZED	\$2,003,962.15

CAPITAL OUTLAY—1956

Beaches and boardwalks
Buildings and equipment	\$12,373.69
Parks and playgrounds	93,381.27
Sewers
Streets, roads and bridges	4,072.47
Water supply
Other	4,155.60

Tax rate	\$7.01
Local school tax rate	3.19
County tax rate	1.04
Local purpose tax rate	2.78

TAXES

Local school tax	\$736,991.60	
County taxes	240,892.60	
Special district taxes	
Local purpose levy	977,884.20	647,463.82
Total tax levy (tax duplicate)	\$1,625,348.02	

Per Capita Total Tax Levy	\$93.35
--	----------------

Current	
1956 taxes levied (total)	\$1,641,552.72
Collected in 1956	1,606,930.63
Per cent of levy collected in 1956	97.89
Transferred to liens	364.52
Cancelled, abated or adjusted	3,771.20
Outstanding December 31, 1956	\$30,486.37

All Prior Years Outstanding	
Balance January 1, 1956	\$32,826.67
Collected in 1956	29,586.01
Balance December 31, 1956	\$22.89

Tax Title Liens Outstanding	
Balance January 1, 1956	\$5,392.01
Redeemed by cash
Balance December 31, 1956	\$5,756.53

Property Acquired by Deed or Foreclosure	
Balance January 1, 1956	\$6,225.00
Sale for cash
Balance December 31, 1956	\$6,225.00

CAPITAL DEBT, DECEMBER 31, 1956

Gross Debt	
School debt	\$1,613,000.00
Self-liquidating debt
Other capital debt	832,300.00
TOTAL GROSS DEBT	\$2,445,300.00
Per Capita Gross Debt	
	\$140.45

Deductions for	
School debt	\$1,613,000.00
Self-liquidating debt
Other capital debt
TOTAL DEDUCTIONS	1,613,000.00
NET DEBT	\$832,300.00

Average Assessed Valuations	
Real Property 1954-1955-1956..	\$21,060,783.00
Per Cent of Net Debt	3.95

CURRENT FINANCES DECEMBER 31, 1956

Cash	\$265,590.42
Taxes receivable	30,509.26
Tax title liens	5,756.53
Foreclosed property	6,225.00
Other receivables	3,000.00
State road aid receivable	6,086.00
Emergencies and deferred charges	7,000.00
TOTAL ASSETS	\$324,167.21
Cash liabilities	\$86,830.78
Reserves for receivables	45,490.79
Surplus revenue	191,845.64

TOTAL LIABILITIES AND SURPLUS	\$324,167.21
--	---------------------

SADDLE BROOK TOWNSHIP—BERGEN COUNTY

Population Census, 1950—7,955

Land Area 2.7 sq. mi.

Net Valuation Taxable \$8,390,722

EXPENDITURES AND REQUIRED PAYMENTS FOR 1956

General Government	
Administrative and executive	\$57,251.78
Assessment and collection of taxes	16,237.55
Finance Department	13,000.00
Protection to Persons & Property	
Fire	22,575.00
Police	113,221.00
Other
Streets and Roads	
Repairs and maintenance	52,271.00
Street lighting	9,900.00
Sanitation	
Street cleaning
Garbage and ash removal	24,300.00
Sewers	3,500.00
Health and Charities	
Health service	9,450.00
Welfare—public assistance	3,200.00
Hospitals (aid and maintenance)
Other
Recreation	
Beaches and boardwalks
Parks and playgrounds	5,680.00
Other
Educational (Exclusive of school districts) ..	
.....
Unclassified Purposes (Including contingent)	
.....	8,427.51
SUB-TOTAL—Municipal functions..	\$339,013.84

Per Capita—Municipal functions	
.....	\$42.62
Capital imp'ts and capital imp't fund	\$5,000.00
Debt Service	
Principal payments ..	\$11,000.00
Interest payments ..	4,433.75
Total	15,433.75
Per Capita Debt Service	
.....	\$1.94
Deferred Charges and Statutory Expenditures	
Emergencies	\$10,400.00
Other deferred chgs.	26,410.84
Total	36,810.84

TOTAL—Municipal expenditures .. **\$396,258.43**

Required Payments for Local School, County, and Special District Taxes **531,315.87**

TOTAL EXPENDITURES AND REQUIRED PAYMENTS **\$927,574.30**

Reserve for uncollected taxes

GRAND TOTAL—Budget **\$992,242.40**

RECEIPTS AND REVENUES REALIZED IN 1956 TO MEET EXPENDITURES AND REQUIRED PAYMENTS

Surplus revenue appropriated ..	\$95,000.00
Miscellaneous revenues realized ..	118,796.61
State aid revenues realized	4,492.00
Delinquent taxes including	
liens—1956 collections	21,482.84
Current taxes—1956 collections..	757,113.78
Emergency borrowings
TOTAL RECEIPTS AND REVENUES REALIZED	\$996,885.23

CAPITAL OUTLAY—1956

Beaches and boardwalks
Buildings and equipment	\$12,856.89
Parks and playgrounds	51,633.34
Sewers
Streets, roads and bridges	12,503.00
Water supply	3,245.27
Other

Tax rate	\$9.29
Local school tax rate	4.87
County tax rate	1.46
Local purpose tax rate	2.96

TAXES

Local school tax ...	\$408,628.46	
County taxes	122,687.41	
Special district taxes	
Local purpose levy	\$531,315.87
Total tax levy (tax duplicate) ..	\$779,278.82	

Per Capita Total Tax Levy **\$97.96**

Current

1956 taxes levied (total)	\$799,942.19
Collected in 1956	757,113.78
Per cent of levy collected in 1956 ..	94.65
Transferred to liens	855.62
Cancelled, abated or adjusted
Outstanding December 31, 1956 ..	\$41,972.79

All Prior Years Outstanding

Balance January 1, 1956	\$31,190.80
Collected in 1956	21,171.95
Balance December 31, 1956	\$7,117.29

Tax Title Liens Outstanding

Balance January 1, 1956	\$5,552.95
Redeemed by cash	310.89
Balance December 31, 1956	\$6,456.29

Property Acquired by Deed or Foreclosure

Balance January 1, 1956	\$36,610.00
Sale for cash	89,550.00
Balance December 31, 1956	\$35,827.00

CAPITAL DEBT, DECEMBER 31, 1956

Gross Debt	
School debt	\$2,068,000.00
Self-liquidating debt.	141,750.00
Other capital debt ..	268,397.00
TOTAL GROSS DEBT	\$2,478,147.00

Per Capita Gross Debt **\$311.52**

Deductions for

School debt ..	\$485,409.00
Self-liquidating debt.
Other capital debt ..	1,064.00
TOTAL DEDUCTIONS	486,473.00

NET DEBT **\$1,991,674.00**

Average Assessed Valuations

Real Property 1954-1955-1956.. **\$8,090,148.00**
Per Cent of Net Debt **24.62**

CURRENT FINANCES DECEMBER 31, 1956

Cash	\$91,870.48
Taxes receivable	49,090.08
Tax title liens	6,456.29
Foreclosed property	35,827.00
Other receivables	30,934.97
State road aid receivable	1,324.14
Emergencies and deferred charges ..	3,235.09
TOTAL ASSETS	\$218,738.05

Cash liabilities	\$49,645.26
Reserves for receivables	122,308.34
Surplus revenue	46,784.45
TOTAL LIABILITIES AND SURPLUS	\$218,738.05

SADDLE RIVER BOROUGH—BERGEN COUNTY

Population Census, 1950—1,003 Land Area 4.9 sq. mi. Net Valuation Taxable \$2,496,465

EXPENDITURES AND RE-REQUIRED PAYMENTS FOR 1956	
General Government	
Administrative and executive	\$13,247.58
Assessment and collection of taxes	3,640.36
Finance Department
Protection to Persons & Property	
Fire	4,100.00
Police	4,065.33
Other
Streets and Roads	
Repairs and maintenance	2,783.33
Street lighting	1,200.00
Sanitation	
Street cleaning
Garbage and ash removal
Sewers
Health and Charities	
Health service	2,325.00
Welfare—public assistance	100.00
Hospitals (aid and maintenance)
Other
Recreation	
Beaches and boardwalks
Parks and playgrounds
Other
Educational	
(Exclusive of school districts)
Unclassified Purposes	
(Including contingent)	50.00
SUB-TOTAL—Municipal functions..	\$31,511.60
Per Capita—Municipal functions	
Capital imp'ts and capital imp't fund	\$31.42
Debt Service	
Principal payments
Interest payments
Total
Per Capita Debt Service	
Deferred Charges and Statutory Expenditures	
Emergencies	\$1,400.86
Other deferred chgs.	300.00
Total	\$1,700.86
TOTAL—Municipal expenditures	\$33,212.46
Required Payments for Local School, County, and Special District Taxes	
	143,106.12
TOTAL EXPENDITURES AND REQUIRED PAYMENTS	\$176,318.58
Reserve for uncollected taxes	\$21,216.18
GRAND TOTAL—Budget	\$197,534.76
RECEIPTS AND REVENUES REALIZED IN 1956 TO MEET EXPENDITURES AND RE-REQUIRED PAYMENTS	
Surplus revenue appropriated	\$35,408.11
Miscellaneous revenues realized	21,494.10
State aid revenues realized	1,110.00
Delinquent taxes including liens—1956 collections	4,442.26
Current taxes—1956 collections..	137,051.14
Emergency borrowings
TOTAL RECEIPTS AND REVENUES REALIZED	\$199,505.61

CAPITAL OUTLAY—1956

Beaches and boardwalks
Buildings and equipment
Parks and playgrounds
Sewers
Streets, roads and bridges
Water supply
Other

Tax rate	\$5.74
Local school tax rate	4.15
County tax rate	1.53
Local purpose tax rate	0.01
TAXES	
Local school tax	\$103,724.25
County taxes	39,381.87
Special district taxes
Local purpose levy	\$143,106.12 7.26
Total tax levy (tax duplicate)	<u>\$143,113.38</u>
Per Capita Total Tax Levy	\$142.69
Current	
1956 taxes levied (total)	\$143,867.65
Collected in 1956	137,051.14
Per cent of levy collected in 1956	95.26
Transferred to liens	82.66
Cancelled, abated or adjusted	212.95
Outstanding December 31, 1956	<u>\$6,520.90</u>
All Prior Years Outstanding	
Balance January 1, 1956	\$4,799.48
Collected in 1956	4,442.26
Balance December 31, 1956	<u>\$357.22</u>
Tax Title Liens Outstanding	
Balance January 1, 1956	\$889.09
Redeemed by cash
Balance December 31, 1956	<u>\$971.75</u>
Property Acquired by Deed or Foreclosure	
Balance January 1, 1956
Sale for cash
Balance December 31, 1956	<u>.....</u>
CAPITAL DEBT, DECEMBER 31, 1956	
Gross Debt	
School debt	\$182,000.00
Self-liquidating debt.
Other capital debt
TOTAL GROSS DEBT	\$182,000.00
Per Capita Gross Debt	
	\$181.46
Deductions for	
School debt	\$132,020.00
Self-liquidating debt.
Other capital debt
TOTAL DEDUCTIONS	132,020.00
NET DEBT	\$49,980.00
Average Assessed Valuations	
Real Property 1954-1955-1956..	\$2,200,337.00
Per Cent of Net Debt	2.27
CURRENT FINANCES DECEMBER 31, 1956	
Cash	\$93,441.87
Taxes receivable	6,878.12
Tax title liens	971.75
Foreclosed property
Other receivables
State road aid receivable	2,220.00
Emergencies and deferred charges	299.66
TOTAL ASSETS	\$103,811.40
Cash liabilities	\$23,416.97
Reserves for receivables	7,849.87
Surplus revenue	72,544.56
TOTAL LIABILITIES AND SURPLUS	\$103,811.40

SALEM CITY—SALEM COUNTY

Population Census, 1950—9,050

Land Area 2.85 sq. mi.

Net Valuation Taxable \$7,134,230

EXPENDITURES AND REQUIRED PAYMENTS FOR 1956	
General Government	
Administrative and executive	\$26,825.00
Assessment and collection of taxes ..	8,450.00
Finance Department	4,825.00
Protection to Persons & Property	
Fire	12,675.00
Police	80,325.00
Other
Streets and Roads	
Repairs and maintenance	32,925.00
Street lighting	15,400.00
Sanitation	
Street cleaning	6,850.00
Garbage and ash removal
Sewers
Health and Charities	
Health service	5,850.00
Welfare—public assistance	6,300.00
Hospitals (aid and maintenance) ..	2,000.00
Other	1,350.00
Recreation	
Beaches and boardwalks
Parks and playgrounds	4,975.00
Other
Educational	
(Exclusive of school districts) ..	6,500.00
Unclassified Purposes	
(Including contingent)	2,780.00
SUB-TOTAL—Municipal functions..	\$218,030.00

Per Capita—Municipal functions	\$24.09
Capital imp'ts and capital imp't fund	\$12,500.00
Debt Service	
Principal payments ..	\$32,000.00
Interest payments ..	22,447.75
Total	*54,447.75
Per Capita Debt Service	\$6.02
Deferred Charges and Statutory Expenditures	
Emergencies
Other deferred chgs.	\$14,100.00
Total	14,100.00

TOTAL—Municipal expenditures ...	\$299,077.75
Required Payments for Local School, County, and Special District Taxes	403,173.26
TOTAL EXPENDITURES AND REQUIRED PAYMENTS	\$702,251.01
Reserve for uncollected taxes	\$72,075.72
GRAND TOTAL—Budget	\$774,326.73

RECEIPTS AND REVENUES REALIZED IN 1956 TO MEET EXPENDITURES AND REQUIRED PAYMENTS	
Surplus revenue appropriated ..	\$50,000.00
Miscellaneous revenues realized ..	112,063.55
State aid revenues realized	35,443.70
Delinquent taxes including	
liens—1956 collections	38,669.91
Current taxes—1956 collections..	542,955.97
Emergency borrowings
TOTAL RECEIPTS AND REVENUES REALIZED	\$779,133.13

CAPITAL OUTLAY—1956

Beaches and boardwalks
Buildings and equipment	\$30,000.00
Parks and playgrounds
Sewers
Streets, roads and bridges	14,712.81
Water supply
Other

Tax rate	\$8.19
Local school tax rate	4.79
County tax rate	1.60
Local purpose tax rate	1.80

TAXES

Local school tax ...	\$342,050.25
County taxes	114,488.51
Special district taxes
Local purpose levy	\$456,538.76
	132,366.97
Total tax levy (tax duplicate) ..	\$588,905.73

Per Capita Total Tax Levy **\$65.07**

Current	
1956 taxes levied (total)	\$592,482.69
Collected in 1956	542,955.97
Per cent of levy collected in 1956 ...	91.64
Transferred to liens	215.46
Cancelled, abated or adjusted ..	425.20
Outstanding December 31, 1956 ..	\$48,886.06

All Prior Years Outstanding	
Balance January 1, 1956	\$65,277.16
Collected in 1956	36,088.24
Balance December 31, 1956	\$27,350.42

Tax Title Liens Outstanding	
Balance January 1, 1956	\$7,727.37
Redeemed by cash	2,581.67
Balance December 31, 1956	\$3,227.60

Property Acquired by Deed or Foreclosure	
Balance January 1, 1956
Sale for cash	\$3,233.55
Balance December 31, 1956	\$300.00

CAPITAL DEBT, DECEMBER 31, 1956

Gross Debt	
School debt	\$831,000.00
Self-liquidating debt.	218,000.00
Other capital debt ..	29,500.00
TOTAL GROSS DEBT	\$1,078,500.00
Per Capita Gross Debt	\$119.17

Deductions for	
School debt	\$477,715.00
Self-liquidating debt.	218,000.00
Other capital debt
TOTAL DEDUCTIONS	695,715.00
NET DEBT	\$382,785.00

Average Assessed Valuations	
Real Property 1954-1955-1956..	\$5,971,433.00
Per Cent of Net Debt	6.41

CURRENT FINANCES DECEMBER 31, 1956

Cash	\$185,620.95
Taxes receivable	76,236.48
Tax title liens	3,227.60
Foreclosed property	300.00
Other receivables	9,384.87
State road aid receivable
Emergencies and deferred charges ..	1,825.00
TOTAL ASSETS	\$276,594.90

Cash liabilities	\$30,154.71
Reserves for receivables	89,148.95
Surplus revenue	157,291.24
TOTAL LIABILITIES AND SURPLUS	\$276,594.90

*Includes \$53,365.50 Chapter VI School Debt Service.

SANDYSTON TOWNSHIP—SUSSEX COUNTY

Population Census, 1950—829 Land Area 42.1 sq. mi. Net Valuation Taxable \$1,117,600

EXPENDITURES AND REQUIRED PAYMENTS FOR 1956	
General Government	
Administrative and executive	\$4,075.00
Assessment and collection of taxes	1,715.00
Finance Department
Protection to Persons & Property	
Fire	2,000.00
Police	800.00
Other
Streets and Roads	
repairs and maintenance	14,887.78
Street lighting
Sanitation	
Street cleaning
Garbage and ash removal
Sewers
Health and Charities	
Health service	675.00
Welfare—public assistance	65.00
Hospitals (aid and maintenance)	250.00
Other
Recreation	
Beaches and boardwalks
Parks and playgrounds
Other
Educational	
(Exclusive of school districts)
Unclassified Purposes	
(Including contingent)	50.00
SUB-TOTAL—Municipal functions..	\$24,517.78
Per Capita—Municipal functions	\$29.58
Capital imp'ts and capital imp't fund	\$2,500.00
Debt Service	
Principal payments
Interest payments
Total
Per Capita Debt Service	
Deferred Charges and Statutory Expenditures	
Emergencies
Other deferred chgs.	\$503.76
Total	503.76
TOTAL—Municipal expenditures ...	\$27,521.54
Required Payments for Local School, County, and Special District Taxes	
	110,880.28
TOTAL EXPENDITURES AND REQUIRED PAYMENTS	\$138,401.82
Reserve for uncollected taxes	\$23,554.48
GRAND TOTAL—Budget	\$161,956.30
RECEIPTS AND REVENUES REALIZED IN 1956 TO MEET EXPENDITURES AND REQUIRED PAYMENTS	
Surplus revenue appropriated ..	\$24,000.00
Miscellaneous revenues realized ..	20,979.22
State aid revenues realized	5,750.00
Delinquent taxes including	
liens—1956 collections	9,576.79
Current taxes—1956 collections..	90,239.02
Emergency borrowings
TOTAL RECEIPTS AND REVENUES REALIZED	\$150,545.03

Tax rate	\$10.20
Local school tax rate	7.57
County tax rate	2.35
Local purpose tax rate	0.28
TAXES	
Local school tax ...	\$84,622.73
County taxes	26,257.55
Special district taxes
Local purpose levy	\$110,880.28
	3,065.80
Total tax levy (tax duplicate) ..	\$113,946.08
Per Capita Total Tax Levy	
	\$137.45
Current	
1956 taxes levied (total)	\$114,414.19
Collected in 1956	90,239.02
Per cent of levy collected in 1956 ...	78.87
Transferred to liens	209.02
Cancelled, abated or adjusted ...	1,795.33
Outstanding December 31, 1956 ..	\$22,170.82
All Prior Years Outstanding	
Balance January 1, 1956	\$14,911.56
Collected in 1956	9,576.79
Balance December 31, 1956	\$4,408.17
Tax Title Liens Outstanding	
Balance January 1, 1956	\$3,080.91
Redeemed by cash
Balance December 31, 1956	\$3,289.93
Property Acquired by Deed or Foreclosure	
Balance January 1, 1956
Sale for cash
Balance December 31, 1956

CAPITAL DEBT, DECEMBER 31, 1956

Gross Debt	
School debt	\$31,801.00
Self-liquidating debt.
Other capital debt ..	7,000.00
TOTAL GROSS DEBT	\$38,801.00
Per Capita Gross Debt	\$46.80

Deductions for	
School debt	\$31,801.00
Self-liquidating debt.
Other capital debt ..	7,000.00
TOTAL DEDUCTIONS	38,801.00
NET DEBT

Average Assessed Valuations	
Real Property 1954-1955-1956..	\$774,903.00
Per Cent of Net Debt

CURRENT FINANCES DECEMBER 31, 1956

Cash	\$32,655.88
Taxes receivable	26,578.99
Tax title liens	3,289.93
Foreclosed property
Other receivables	3,977.77
State road aid receivable
Emergencies and deferred charges
TOTAL ASSETS	\$66,502.57
Cash liabilities	\$3,970.60
Reserves for receivables	33,846.69
Surplus revenue	28,685.28
TOTAL LIABILITIES AND SURPLUS	\$66,502.57

CAPITAL OUTLAY—1956

Beaches and boardwalks
Buildings and equipment
Parks and playgrounds
Sewers
Streets, roads and bridges	\$1,477.77
Water supply
Other

SAYREVILLE BOROUGH—MIDDLESEX COUNTY

Population Census, 1950—10,338

Land Area 16.3 sq. mi.

Net Valuation Taxable \$29,475,242

EXPENDITURES AND REQUIRED PAYMENTS FOR 1956	
General Government	
Administrative and executive	\$95,000.00
Assessment and collection of taxes	53,000.00
Finance Department	3,000.00
Protection to Persons & Property	
Fire	34,987.50
Police	151,750.00
Other
Streets and Roads	
Repairs and maintenance	122,100.00
Street lighting	21,800.00
Sanitation	
Street cleaning	2,000.00
Garbage and ash removal	68,800.00
Sewers	120,700.00
Health and Charities	
Health service	8,600.00
Welfare—public assistance	3,550.00
Hospitals (aid and maintenance)	1,700.00
Other	100.00
Recreation	
Beaches and boardwalks
Parks and playgrounds	40,150.00
Other	1,450.00
Educational	
(Exclusive of school districts) ..	3,200.00
Unclassified Purposes	
(Including contingent)	31,000.00
SUB-TOTAL—Municipal functions..	\$762,887.50
Per Capita—Municipal functions	
Capital imp'ts and capital imp't fund	\$73.79
Debt Service	\$207,300.00
Principal payments ..	\$67,000.00
Interest payments ..	32,120.70
Total	99,120.70
Per Capita Debt	
Service	\$0.59
Deferred Charges and Statutory Expenditures	
Emergencies	\$10,300.00
Other deferred chgs.	32,752.00
Total	43,052.00
TOTAL—Municipal expenditures ...	\$1,112,360.20
Required Payments for Local School, County, and Special District Taxes	
	1,685,231.51
TOTAL EXPENDITURES AND REQUIRED PAYMENTS	\$2,797,591.71
Reserve for uncollected taxes	\$186,772.03
GRAND TOTAL—Budget	\$2,984,363.74
RECEIPTS AND REVENUES REALIZED IN 1956 TO MEET EXPENDITURES AND REQUIRED PAYMENTS	
Surplus revenue appropriated ..	\$375,000.00
Miscellaneous revenues realized ..	943,411.25
State aid revenues realized	11,504.00
Delinquent taxes including	
liens—1956 collections	32,367.21
Current taxes—1956 collections..	1,970,181.63
Emergency borrowings
TOTAL RECEIPTS AND REVENUES REALIZED	\$3,332,464.09

CAPITAL OUTLAY—1956

Beaches and boardwalks
Buildings and equipment	\$11,327.21
Parks and playgrounds
Sewers
Streets, roads and bridges
Water supply
Other

Tax rate	\$6.85
Local school tax rate	3.38
County tax rate	2.34
Local purpose tax rate	1.13

TAXES

Local school tax ...	\$995,105.71	
County taxes	690,125.80	
Special district taxes	
Local purpose levy	\$1,685,231.51
		335,000.00
Total tax levy (tax duplicate) ..		\$2,020,231.51

Per Capita Total Tax Levy	\$195.42
--	-----------------

Current

1956 taxes levied (total)	\$2,037,841.68
Collected in 1956	1,970,181.63
Per cent of levy collected in 1956 ..	96.67
Transferred to liens	871.68
Cancelled, abated or adjusted	28,773.45
Outstanding December 31, 1956 ..	\$38,014.92

All Prior Years Outstanding

Balance January 1, 1956	\$32,619.86
Collected in 1956	31,901.25
Balance December 31, 1956	\$148.59

Tax Title Liens Outstanding

Balance January 1, 1956	\$10,450.94
Redeemed by cash	465.96
Balance December 31, 1956	\$10,935.44

Property Acquired by Deed or Foreclosure

Balance January 1, 1956	\$82,430.00
Sale for cash	50,388.00
Balance December 31, 1956	\$80,660.00

CAPITAL DEBT, DECEMBER 31, 1956

Gross Debt

School debt	\$1,069,000.00
Self-liquidating debt.	265,500.00
Other capital debt ..	1,556,000.00

TOTAL GROSS DEBT \$2,890,500.00

Per Capita Gross Debt \$279.60

Deductions for

School debt	\$1,069,000.00
Self-liquidating debt.	265,500.00
Other capital debt

TOTAL DEDUCTIONS 1,334,500.00

NET DEBT \$1,556,000.00

Average Assessed Valuations

Real Property 1954-1955-1956..	\$24,610,492.00
Per Cent of Net Debt	6.32

CURRENT FINANCES DECEMBER 31, 1956

Cash	\$1,055,337.13
Taxes receivable	38,163.51
Tax title liens	50,935.44
Foreclosed property	80,660.00
Other receivables	1,376.68
State road aid receivable
Emergencies and deferred charges ..	160.00
TOTAL ASSETS	\$1,186,632.76
Cash liabilities	\$132,414.64
Reserves for receivables	131,135.63
Surplus revenue	923,082.49
TOTAL LIABILITIES AND SURPLUS	\$1,186,632.76

SCOTCH PLAINS TOWNSHIP—UNION COUNTY

Population Census, 1950—9,069 Land Area 9.3 sq. mi. Net Valuation Taxable \$16,441,554

EXPENDITURES AND RE-REQUIRED PAYMENTS FOR 1956	
General Government	
Administrative and executive	\$66,550.00
Assessment and collection of taxes	51,350.00
Finance Department	4,650.00
Protection to Persons & Property	
Fire	33,600.00
Police	131,305.00
Other
Streets and Roads	
Repairs and maintenance	141,545.00
Street lighting	17,500.00
Sanitation	
Street cleaning
Garbage and ash removal
Sewers	3,600.00
Health and Charities	
Health service	8,800.00
Welfare—public assistance	10,450.00
Hospitals (aid and maintenance).	3,000.00
Other
Recreation	
Beaches and boardwalks
Parks and playgrounds	15,600.00
Other
Educational	
(Exclusive of school districts) ..	4,100.00
Unclassified Purposes	
(Including contingent)	200.00
SUB-TOTAL—Municipal functions..	\$492,250.00

Per Capita—Municipal functions	\$54.28
Capital imp'ts and capital imp't fund	\$150,000.00
Debt Service	
Principal payments	\$17,000.00
Interest payments	9,600.00
Total	26,600.00
Per Capita Debt Service	\$54.28
Deferred Charges and Statutory Expenditures	
Emergences
Other deferred chgs. \$16,050.00	
Total	16,050.00

TOTAL—Municipal expenditures ... \$684,900.00

Required Payments for Local School, County, and Special District Taxes 1,073,502.19

TOTAL EXPENDITURES AND REQUIRED PAYMENTS \$1,758,402.19

Reserve for uncollected taxes \$144,677.78

GRAND TOTAL—Budget \$1,903,079.97

RECEIPTS AND REVENUES REALIZED IN 1956 TO MEET EXPENDITURES AND RE-REQUIRED PAYMENTS	
Surplus revenue appropriated ..	\$180,000.00
Miscellaneous revenues realized.	325,572.94
State aid revenues realized	7,446.00
Delinquent taxes including	
liens—1956 collections	53,502.66
Current taxes—1956 collections..	1,459,876.75
Emergency borrowings
TOTAL RECEIPTS AND REVENUES REALIZED	\$2,026,398.35

CAPITAL OUTLAY—1956	
Beaches and boardwalks
Buildings and equipment
Parks and playgrounds
Sewers
Streets, roads and bridges	\$23,231.13
Water supply	350.00
Other

Tax rate	\$9.00
Local school tax rate	5.19
County tax rate	1.34
Local purpose tax rate	2.47

TAXES	
Local school tax ...	\$853,328.79
County taxes	220,173.40
Special district taxes
Local purpose levy	406,377.78
Total tax levy (tax duplicate) ..	\$1,479,879.97

Per Capita Total Tax Levy \$163.18

Current	
1956 taxes levied (total)	\$1,542,664.03
Collected in 1956	1,459,876.75
Per cent of levy collected in 1956	94.63
Transferred to liens
Cancelled, abated or adjusted
Outstanding December 31, 1956 ..	\$82,787.28

All Prior Years Outstanding	
Balance January 1, 1956	\$66,082.76
Collected in 1956	43,729.22
Balance December 31, 1956	\$22,353.54

Tax Title Liens Outstanding	
Balance January 1, 1956	\$53,333.66
Redeemed by cash	9,773.44
Balance December 31, 1956	\$43,562.96

Property Acquired by Deed or Foreclosure	
Balance January 1, 1956	\$160,960.00
Sale for cash	137,334.19
Balance December 31, 1956	\$23,625.81

CAPITAL DEBT, DECEMBER 31, 1956	
Gross Debt	
School debt	\$2,454,186.00
Self-liquidating debt.
Other capital debt	352,000.00
TOTAL GROSS DEBT	\$2,806,186.00
Per Capita Gross Debt	\$309.43

Deductions for	
School debt	\$1,136,858.00
Self-liquidating debt.
Other capital debt	74,200.00
TOTAL DEDUCTIONS	1,211,058.00
NET DEBT	\$1,595,128.00

Average Assessed Valuations
 Real Property 1954-1955-1956.. \$14,210,720.00
 Per Cent of Net Debt 11.22

CURRENT FINANCES DECEMBER 31, 1956	
Cash	\$740,803.57
Taxes receivable	105,140.82
Tax title liens	43,562.96
Foreclosed property	23,625.81
Other receivables	222.01
State road aid receivable
Emergencies and deferred charges
TOTAL ASSETS	\$913,355.17

Cash liabilities	\$139,590.24
Reserves for receivables	172,551.60
Surplus revenue	601,213.33
TOTAL LIABILITIES AND SURPLUS	\$913,355.17

SEA BRIGHT BOROUGH—MONMOUTH COUNTY

Population Census, 1950—999

Land Area 0.6 sq. mi.

Net Valuation Taxable \$1,639,863

EXPENDITURES AND REQUIRED PAYMENTS FOR 1956

General Government	
Administrative and executive	\$20,482.27
Assessment and collection of taxes	5,233.83
Finance Department	
Protection to Persons & Property	
Fire	11,730.00
Police	35,330.77
Other	
Streets and Roads	
Repairs and maintenance	12,301.09
Street lighting	6,620.00
Sanitation	
Street cleaning	
Garbage and ash removal	6,480.00
Sewers	8,823.00
Health and Charities	
Health service	2,425.91
Welfare—public assistance	625.00
Hospitals (aid and maintenance) ..	300.00
Other	
Recreation	
Beaches and boardwalks	
Parks and playgrounds	84.50
Other	35,590.00
Educational	
(Exclusive of school districts) ..	175.00
Unclassified Purposes	
(Including contingent)	1,000.00
SUB-TOTAL—Municipal functions..	\$147,201.37

Per Capita—Municipal functions	\$147.35
Capital imp'ts and capital imp't fund	\$2,500.00
Debt Service	
Principal payments ..	\$18,000.00
Interest payments ..	4,625.00
Total	22,625.00
Per Capita Debt Service	\$22.65
Deferred Charges and Statutory Expenditures	
Emergencies	\$9,500.00
Other deferred chgs.	8,611.68
Total	18,111.68

TOTAL—Municipal expenditures ...	\$190,438.05
---	---------------------

Required Payments for Local School, County, and Special District Taxes	72,634.84
---	------------------

TOTAL EXPENDITURES AND REQUIRED PAYMENTS	\$263,072.89
---	---------------------

Reserve for uncollected taxes	\$30,782.56
-------------------------------------	-------------

GRAND TOTAL—Budget	\$293,855.45
---------------------------------	---------------------

RECEIPTS AND REVENUES REALIZED IN 1956 TO MEET EXPENDITURES AND REQUIRED PAYMENTS

Miscellaneous revenue appropriated ..	\$55,000.00
Miscellaneous revenues realized.	88,890.58
State aid revenues realized	671.00
Delinquent taxes including	
liens—1956 collections	19,460.71
Current taxes—1956 collections..	143,215.33
Emergency borrowings	
TOTAL RECEIPTS AND REVENUES REALIZED	\$307,237.62

CAPITAL OUTLAY—1956

Beaches and boardwalks	
Buildings and equipment	
Parks and playgrounds	
Sewers	
Streets, roads and bridges	
Water supply	
Other	

Tax rate	\$10.15
Local school tax rate	2.70
County tax rate	1.73
Local purpose tax rate	5.72

TAXES

Local school tax ...	\$44,234.77	
County taxes	28,400.07	
Special district taxes		
Local purpose levy	94,349.61	\$72,634.84
Total tax levy (tax duplicate) ..	\$166,984.45	

Per Capita Total Tax Levy	\$167.15
--	-----------------

Current	
1956 taxes levied (total)	\$166,984.45
Collected in 1956	143,215.33
Per cent of levy collected in 1956 ...	85.76
Transferred to liens	
Cancelled, abated or adjusted	
Outstanding December 31, 1956 ..	\$23,769.12

All Prior Years Outstanding	
Balance January 1, 1956	\$24,430.61
Collected in 1956	18,913.82
Balance December 31, 1956	\$5,516.79

Tax Title Liens Outstanding	
Balance January 1, 1956	\$3,308.79
Redeemed by cash	546.89
Balance December 31, 1956	\$2,761.90

Property Acquired by Deed or Foreclosure	
Balance January 1, 1956	
Sale for cash	
Balance December 31, 1956	

CAPITAL DEBT, DECEMBER 31, 1956

Gross Debt	
School debt	
Self-liquidating debt ..	
Other capital debt ..	\$128,500.00
TOTAL GROSS DEBT	\$128,500.00
Per Capita Gross Debt	\$128.63

Deductions for	
School debt	
Self-liquidating debt ..	
Other capital debt ..	
TOTAL DEDUCTIONS	
NET DEBT	\$128,500.00

Average Assessed Valuations	
Real Property 1954-1955-1956..	\$1,454,195.00
Per Cent of Net Debt	8.83

CURRENT FINANCES DECEMBER 31, 1956

Cash	\$122,429.18
Taxes receivable	29,285.91
Tax title liens	2,761.90
Foreclosed property	
Other receivables	
State road aid receivable ..	
Emergencies and deferred charges ..	4,500.00
TOTAL ASSETS	\$158,976.99

Cash liabilities	\$28,479.82
Reserves for receivables	32,047.81
Surplus revenue	98,449.36

TOTAL LIABILITIES AND SURPLUS	\$158,976.99
--	---------------------

SEA GIRT BOROUGH—MONMOUTH COUNTY

Population Census, 1950—1,178 Land Area 0.9 sq. mi. Net Valuation Taxable \$3,982,868

EXPENDITURES AND RE-REQUIRED PAYMENTS FOR 1956	
General Government	
Administrative and executive	\$25,840.47
Assessment and collection of taxes	5,873.75
Finance Department	800.00
Protection to Persons & Property	
Fire	7,764.00
Police	38,493.74
Other
Streets and Roads	
Repairs and maintenance	24,151.39
Street lighting	8,000.00
Sanitation	
Street cleaning
Garbage and ash removal	15,750.00
Sewers	4,940.00
Health and Charities	
Health service	700.00
Welfare—public assistance	250.00
Hospitals (aid and maintenance)	300.00
Other
Recreation	
Beaches and boardwalks	23,945.00
Parks and playgrounds	5,640.00
Other
Educational	
(Exclusive of school districts) ..	512.00
Unclassified Purposes	
(Including contingent)	320.00
SUB-TOTAL—Municipal functions..	\$163,280.35
Per Capita—Municipal functions	\$138.61
Capital imp'ts and capital imp't fund	\$23,623.61
Debt Service	
Principal payments ..	\$27,000.00
Interest payments ..	4,040.75
Total	31,040.75
Per Capita Debt Service	
\$26.35	
Deferred Charges and Statutory Expenditures	
Emergencies	\$2,500.00
Other deferred chgs.	7,423.91
Total	9,923.91
TOTAL—Municipal expenditures ...	\$227,868.62
Required Payments for Local School, County, and Special District Taxes	
161,218.80	
TOTAL EXPENDITURES AND REQUIRED PAYMENTS	\$389,087.42
Reserve for uncollected taxes	\$23,540.00
GRAND TOTAL—Budget	\$412,627.42
RECEIPTS AND REVENUES REALIZED IN 1956 TO MEET EXPENDITURES AND RE-REQUIRED PAYMENTS	
Surplus revenue appropriated ..	\$53,008.62
Miscellaneous revenues realized.	61,691.00
State aid revenues realized	6,892.63
Delinquent taxes including	
liens—1956 collections	12,453.93
Current taxes—1956 collections..	283,317.40
Emergency borrowings
TOTAL RECEIPTS AND REVENUES REALIZED	\$417,363.58

CAPITAL OUTLAY—1956

Beaches and boardwalks
Buildings and equipment	\$15,158.35
Parks and playgrounds
Sewers
Streets, roads and bridges
Water supply
Other

Tax rate	\$7.38
Local school tax rate	1.63
County tax rate	2.42
Local purpose tax rate	3.33

TAXES

Local school tax ...	\$65,000.00	
County taxes	96,218.80	
Special district taxes	
Local purpose levy	132,700.00	\$161,218.80
Total tax levy (tax duplicate) ..	\$293,918.80	

Per Capita Total Tax Levy **\$249.51**

Current

1956 taxes levied (total)	\$296,426.20
Collected in 1956	283,317.40
Per cent of levy col-lected in 1956 ...	95.57
Transferred to liens
Cancelled, abated or adjusted	392.10
Outstanding December 31, 1956 ..	\$12,776.70

All Prior Years Outstanding

Balance January 1, 1956	\$12,459.28
Collected in 1956	12,453.93
Balance December 31, 1956

Tax Title Liens Outstanding

Balance January 1, 1956
Redeemed by cash
Balance December 31, 1956

Property Acquired by Deed or Foreclosure

Balance January 1, 1956	\$6,800.00
Sale for cash
Balance December 31, 1956	\$6,800.00

CAPITAL DEBT, DECEMBER 31, 1956

Gross Debt	
School debt
Self-liquidating debt.	\$21,500.00
Other capital debt ..	237,637.00

TOTAL GROSS DEBT **\$259,137.00**

Per Capita Gross Debt **\$219.98**

Deductions for

School debt
Self-liquidating debt.	\$21,500.00
Other capital debt

TOTAL DEDUCTIONS **21,500.00**

NET DEBT **\$237,637.00**

Average Assessed Valuations

Real Property 1954-1955-1956..	\$3,559,988.00
Per Cent of Net Debt	6.67

CURRENT FINANCES DECEMBER 31, 1956

Cash	\$81,918.56
Taxes receivable	12,776.70
Tax title liens
Foreclosed property	6,800.00
Other receivables	6,203.62
State road aid receivable	3,000.00
Emergencies and deferred charges ..	4,500.00

TOTAL ASSETS **\$115,198.88**

Cash liabilities	\$31,646.31
Reserves for receivables	25,780.32
Surplus revenue	57,772.25

TOTAL LIABILITIES AND SURPLUS **\$115,198.88**

SEA ISLE CITY—CITY—CAPE MAY COUNTY

Population Census, 1950—993

Land Area 3.0 sq. mi.

Net Valuation Taxable \$2,659,181

EXPENDITURES AND REQUIRED PAYMENTS FOR 1956

General Government	
Administrative and executive	\$23,335.49
Assessment and collection of taxes	18,833.87
Finance Department
Protection to Persons & Property	
Fire	9,971.98
Police	47,838.35
Other
Streets and Roads	
Repairs and maintenance	43,810.56
Street lighting	8,146.48
Sanitation	
Street cleaning	2,716.05
Garbage and ash removal	14,916.96
Sewers	3,000.00
Health and Charities	
Health service	829.52
Welfare—public assistance	105.00
Hospitals (aid and maintenance)	1,000.00
Other
Recreation	
Beaches and boardwalks	11,701.03
Parks and playgrounds	5,421.83
Other	296.06
Educational	
(Exclusive of school districts) ..	472.60
Unclassified Purposes	
(Including contingent)	759.33
SUB-TOTAL—Municipal functions..	\$193,155.11
Per Capita—Municipal functions	
.....	\$194.52
Capital imp'ts and capital imp't fund	\$35,744.50
Debt Service	
Principal payments ..	\$25,000.00
Interest payments ..	5,187.50
Total	30,187.50
Per Capita Debt Service	
.....	\$30.40
Deferred Charges and Statutory Expenditures	
Emergencies
Other deferred chgs.	\$2,821.20
Total	2,821.20
TOTAL—Municipal expenditures ...	\$261,908.31
Required Payments for Local School, County, and Special District Taxes	
.....	100,754.19
TOTAL EXPENDITURES AND REQUIRED PAYMENTS	\$362,662.50
Reserve for uncollected taxes	\$27,110.49
GRAND TOTAL—Budget	\$389,772.99
RECEIPTS AND REVENUES REALIZED IN 1956 TO MEET EXPENDITURES AND REQUIRED PAYMENTS	
Surplus revenue appropriated ..	\$83,800.00
Miscellaneous revenues realized.	93,075.16
State aid revenues realized	16,241.00
Delinquent taxes including
liens—1956 collections	12,260.04
Current taxes—1956 collections..	247,477.79
Emergency borrowings
TOTAL RECEIPTS AND REVENUES REALIZED	\$452,853.99
CAPITAL OUTLAY—1956	
Beaches and boardwalks
Buildings and equipment	\$14,747.30
Parks and playgrounds
Sewers
Streets, roads and bridges
Water supply
Other

Tax rate	\$9.63
Local school tax rate	1.75
County tax rate	2.04
Local purpose tax rate	5.84

TAXES

Local school tax ...	\$46,500.00
County taxes	54,254.19
Special district taxes
Local purpose levy	155,558.99
Total tax levy (tax duplicate) ..	\$256,313.18
Per Capita Total Tax Levy	
.....	\$258.12
Current	
1956 taxes levied (total)	\$263,073.36
Collected in 1956	247,477.79
Per cent of levy collected in 1956 ..	94.07
Transferred to liens	2,342.86
Cancelled, abated or adjusted	707.79
Outstanding December 31, 1956 ..	\$12,544.92
All Prior Years Outstanding	
Balance January 1, 1956	\$11,606.24
Collected in 1956	11,699.87
Balance December 31, 1956	\$26.70
Tax Title Liens Outstanding	
Balance January 1, 1956	\$61,860.27
Redeemed by cash	560.17
Balance December 31, 1956	\$64,422.21
Property Acquired by Deed or Foreclosure	
Balance January 1, 1956	\$105,397.00
Sale for cash	57,205.00
Balance December 31, 1956	\$81,153.25
CAPITAL DEBT, DECEMBER 31, 1956	
Gross Debt	
School debt
Self-liquidating debt.	\$74,000.00
Other capital debt ..	159,000.00
TOTAL GROSS DEBT	\$233,000.00
Per Capita Gross Debt	
.....	\$234.64
Deductions for	
School debt
Self-liquidating debt.	\$74,000.00
Other capital debt
TOTAL DEDUCTIONS	74,000.00
NET DEBT	\$159,000.00
Average Assessed Valuations	
Real Property 1954-1955-1956..	\$2,348,710.00
Per Cent of Net Debt	6.76
CURRENT FINANCES DECEMBER 31, 1956	
Cash	\$232,891.15
Taxes receivable	12,571.62
Tax title liens	64,422.21
Foreclosed property	81,153.25
Other receivables	4,953.04
State road aid receivable	6,912.13
Emergencies and deferred charges ..	951.15
TOTAL ASSETS	\$403,854.55
Cash liabilities	\$34,531.81
Reserves for receivables	163,100.12
Surplus revenue	206,222.62
TOTAL LIABILITIES AND SURPLUS	\$403,854.55

SEASIDE HEIGHTS BOROUGH—OCEAN COUNTY

Population Census, 1950—862 Land Area 0.25 sq. mi. Net Valuation Taxable \$3,682,030

EXPENDITURES AND RE-REQUIRED PAYMENTS FOR 1956	
General Government	
Administrative and executive	\$66,900.00
Assessment and collection of taxes	12,125.00
Finance Department
Protection to Persons & Property	
Fire	6,705.00
Police	105,970.00
Other
Streets and Roads	
Repairs and maintenance	5,815.56
Street lighting	3,000.00
Sanitation	
Street cleaning
Garbage and ash removal	37,640.00
Sewers	22,027.61
Health and Charities	
Health service	1,270.00
Welfare—public assistance	50.00
Hospitals (aid and maintenance)
Other	3,800.00
Recreation	
Beaches and boardwalks	44,960.00
Parks and playgrounds	960.00
Other
Educational	
(Exclusive of school districts) ..	100.00
Unclassified Purposes	
(Including contingent)	1,110.00
SUB-TOTAL—Municipal functions..	\$312,433.17

Per Capita—Municipal functions	\$362.45
Capital imp'ts and capital imp't fund
Debt Service	
Principal payments ..	\$31,625.00
Interest payments ..	8,363.44
Total	\$39,988.44
Per Capita Debt Service	\$46.39
Deferred Charges and Statutory Expenditures	
Emergencies	\$61,600.00
Other deferred chgs. ..	32,694.99
Total	94,294.99
TOTAL—Municipal expenditures ..	\$446,716.60

Required Payments for Local School, County, and Special District Taxes	173,916.91
TOTAL EXPENDITURES AND REQUIRED PAYMENTS	\$620,633.51
Reserve for uncollected taxes	\$17,607.81
GRAND TOTAL—Budget	\$638,241.32

RECEIPTS AND REVENUES REALIZED IN 1956 TO MEET EXPENDITURES AND RE-REQUIRED PAYMENTS	
Surplus revenue appropriated ..	\$45,403.51
Miscellaneous revenues realized ..	213,940.20
State aid revenues realized	3,200.00
Delinquent taxes including
liens—1956 collections	11,485.00
Current taxes—1956 collections ..	271,225.87
Emergency borrowings
TOTAL RECEIPTS AND REVENUES REALIZED	\$545,254.58

CAPITAL OUTLAY—1956	
Beaches and boardwalks
Buildings and equipment	\$6,008.94
Parks and playgrounds
Sewers
Streets, roads and bridges
Water supply	164,784.41
Other	10,000.00

Tax rate	\$7.74
Local school tax rate	2.70
County tax rate	2.02
Local purpose tax rate	3.02

TAXES	
Local school tax ...	\$99,364.57
County taxes	74,552.34
Special district taxes
Local purpose levy	\$173,916.91
.....	112,531.87
Total tax levy (tax duplicate) ..	\$286,448.78

Per Capita Total Tax Levy	\$332.31
Current	
1956 taxes levied (total)	\$290,046.05
Collected in 1956	271,225.87
Per cent of levy collected in 1956 ...	93.51
Transferred to liens
Cancelled, abated or adjusted	377.73
Outstanding December 31, 1956 ..	\$18,442.45

All Prior Years Outstanding	
Balance January 1, 1956	\$17,295.31
Collected in 1956	11,485.00
Balance December 31, 1956	\$5,888.96

Tax Title Liens Outstanding	
Balance January 1, 1956
Redeemed by cash
Balance December 31, 1956

Property Acquired by Deed or Foreclosure	
Balance January 1, 1956	\$600.00
Sale for cash
Balance December 31, 1956	\$600.00

CAPITAL DEBT, DECEMBER 31, 1956	
Gross Debt	
School debt	\$392,602.00
Self-liquidating debt. ..	320,400.00
Other capital debt ..	264,875.00
TOTAL GROSS DEBT	\$987,877.00
Per Capita Gross Debt	\$1,146.03

Deductions for	
School debt	\$392,602.00
Self-liquidating debt. ..	47,000.00
Other capital debt
TOTAL DEDUCTIONS	439,602.00
NET DEBT	\$548,275.00

Average Assessed Valuations	
Real Property 1954-1955-1956 ..	\$3,183,940.00
Per Cent of Net Debt	17.22
CURRENT FINANCES DECEMBER 31, 1956	
Cash	\$8,887.59
Taxes receivable	24,331.41
Tax title liens
Foreclosed property	600.00
Other receivables	2,451.74
State road aid receivable	9,000.00
Emergencies and deferred charges ..	67,722.53
TOTAL ASSETS	\$112,993.27

Cash liabilities	\$85,610.12
Reserves for receivables	27,383.15
Surplus revenue
TOTAL LIABILITIES AND SURPLUS	\$112,993.27

SEASIDE PARK BOROUGH—OCEAN COUNTY

Population Census, 1950—987

Land Area 0.6 sq. mi.

Net Valuation Taxable \$3,234,040

EXPENDITURES AND REQUIRED PAYMENTS FOR 1956

General Government	
Administrative and executive	\$48,575.00
Assessment and collection of taxes	9,550.00
Finance Department
Protection to Persons & Property	
Fire	6,440.00
Police	70,000.00
Other
Streets and Roads	
Repairs and maintenance	29,743.33
Street lighting	11,500.00
Sanitation	
Street cleaning
Garbage and ash removal	21,135.00
Sewers
Health and Charities	
Health service	150.00
Welfare—public assistance	800.00
Hospitals (aid and maintenance) ..	200.00
Other	2,000.00
Recreation	
Beaches and boardwalks	19,825.00
Parks and playgrounds
Other	6,700.00
Educational	
(Exclusive of school districts) ..	100.00
Unclassified Purposes	
(Including contingent)	500.00
SUB-TOTAL—Municipal functions..	\$227,218.33
Per Capita—Municipal functions	
Capital imp'ts and capital imp't fund	\$230.21
Debt Service	\$50,000.00
Principal payments ..	\$27,000.00
Interest payments ..	3,310.50
Total	30,310.50
Per Capita Debt Service	
	\$30.71
Deferred Charges and Statutory Expenditures	
Emergencies
Other deferred chgs. ..	\$8,596.00
Total	8,596.00
TOTAL—Municipal expenditures ..	\$316,124.83
Required Payments for Local School, County, and Special District Taxes	
	154,329.88
TOTAL EXPENDITURES AND REQUIRED PAYMENTS	\$470,454.71
Reserve for uncollected taxes	\$26,946.42
GRAND TOTAL—Budget	\$497,401.13
RECEIPTS AND REVENUES REALIZED IN 1956 TO MEET EXPENDITURES AND REQUIRED PAYMENTS	
Surplus revenue appropriated ..	\$160,000.00
Miscellaneous revenues realized ..	92,195.09
State aid revenues realized	2,379.00
Delinquent taxes including
liens—1956 collections	17,548.10
Current taxes—1956 collections..	319,841.91
Emergency borrowings
TOTAL RECEIPTS AND REVENUES REALIZED	\$591,964.10

CAPITAL OUTLAY—1956

Beaches and boardwalks
Buildings and equipment
Parks and playgrounds
Sewers
Streets, roads and bridges
Water supply
Other	\$795.69

Tax rate	\$10.38
Local school tax rate	2.88
County tax rate	1.89
Local purpose tax rate	5.61

TAXES

Local school tax ...	\$93,057.51	
County taxes	61,272.37	
Special district taxes	
Local purpose levy		\$154,329.88
		181,071.25
Total tax levy (tax duplicate) ..		\$335,401.13
Per Capita Total Tax Levy	\$339.82	

Current

1956 taxes levied (total)	\$338,980.42
Collected in 1956	319,841.91
Per cent of levy collected in 1956 ...	94.35
Transferred to liens
Cancelled, abated or adjusted
Outstanding December 31, 1956 ..	\$19,138.51

All Prior Years Outstanding

Balance January 1, 1956	\$19,680.76
Collected in 1956	17,548.10
Balance December 31, 1956	\$2,132.66

Tax Title Liens Outstanding

Balance January 1, 1956
Redeemed by cash
Balance December 31, 1956

Property Acquired by Deed or Foreclosure

Balance January 1, 1956	\$100.00
Sale for cash
Balance December 31, 1956	\$100.00

CAPITAL DEBT, DECEMBER 31, 1956

Gross Debt	
School debt	\$358,793.00
Self-liquidating debt ..	298,500.00
Other capital debt ..	91,500.00
TOTAL GROSS DEBT	\$748,793.00
Per Capita Gross Debt	\$758.66

Deductions for

School debt	\$358,793.00
Self-liquidating debt ..	298,500.00
Other capital debt
TOTAL DEDUCTIONS	657,293.00
NET DEBT	\$91,500.00

Average Assessed Valuations

Real Property 1954-1955-1956..	\$2,908,348.00
Per Cent of Net Debt	3.14

CURRENT FINANCES DECEMBER 31, 1956

Cash	\$167,382.89
Taxes receivable	21,271.17
Tax title liens
Foreclosed property	100.00
Other receivables
State road aid receivable	5,082.27
Emergencies and deferred charges
TOTAL ASSETS	\$193,836.33
Cash liabilities	\$35,180.85
Reserves for receivables	21,371.17
Surplus revenue	137,284.31
TOTAL LIABILITIES AND SURPLUS	\$193,836.33

SECAUCUS TOWN—HUDSON COUNTY

Population Census, 1950—9,750 Land Area 6.1 sq. mi. Net Valuation Taxable \$11,978,569

EXPENDITURES AND RE-REQUIRED PAYMENTS FOR 1956	
General Government	
Administrative and executive	\$60,330.00
Assessment and collection of taxes	11,100.00
Finance Department	1,900.00
Protection to Persons & Property	
Fire	39,150.00
Police	167,850.00
Other
Streets and Roads	
Repairs and maintenance	88,925.00
Street lighting	16,200.00
Sanitation	
Street cleaning
Garbage and ash removal	28,840.00
Sewers	1,300.00
Health and Charities	
Health service	6,450.00
Welfare—public assistance	8,600.00
Hospitals (aid and maintenance)
Other
Recreation	
Beaches and boardwalks
Parks and playgrounds	8,425.00
Other
Educational	
(Exclusive of school districts) ..	4,600.00
Unclassified Purposes	
(Including contingent)	6,311.29
SUB-TOTAL—Municipal functions..	\$449,981.29
Per Capita—Municipal functions	\$46.15
Capital imp'ts and capital imp't fund	\$13,000.00
Debt Service	
Principal payments .	\$43,744.32
Interest payments ..	13,264.35
Total	*57,008.67
Per Capita Debt Service	\$5.85
Deferred Charges and Statutory Expenditures	
Emergencies
Other deferred chgs.	\$46,137.57
Total	46,137.57
TOTAL—Municipal expenditures ...	\$566,127.53
Required Payments for Local School, County, and Special District Taxes	
.....	426,737.22
TOTAL EXPENDITURES AND REQUIRED PAYMENTS	\$992,864.75
Reserve for uncollected taxes	\$32,304.57
GRAND TOTAL—Budget	\$1,025,169.32
RECEIPTS AND REVENUES REALIZED IN 1956 TO MEET EXPENDITURES AND RE-REQUIRED PAYMENTS	
Surplus revenue appropriated ..	\$52,000.00
Miscellaneous revenues realized.	169,994.87
State aid revenues realized	48,926.73
Delinquent taxes including
liens—1956 collections	20,485.40
current taxes—1956 collections..	749,250.10
Emergency borrowings
TOTAL RECEIPTS AND REVENUES REALIZED	\$1,040,657.10

CAPITAL OUTLAY—1956

Beaches and boardwalks
Buildings and equipment	\$90,391.29
Parks and playgrounds
Sewers
Streets, roads and bridges	150.00
Water supply
Other

Tax rate	\$6.37
Local school tax rate	2.90
County tax rate	0.98
Local purpose tax rate	2.49

TAXES

Local school tax ...	\$347,229.75	
County taxes	116,921.39	
Special district taxes	
Local purpose levy	\$464,151.14
.....	299,272.72
Total tax levy (tax duplicate)	\$763,423.86

Per Capita Total Tax Levy **\$78.30**

Current	
1956 taxes levied (total)	\$780,979.55
Collected in 1956	749,250.10
Per cent of lev col-lected in 1956 ..	95.93
Transferred to liens	5,210.05
Cancelled, abated or adjusted	1,815.71
Outstanding December 31, 1956 ..	\$24,703.69

All Prior Years Outstanding	
Balance January 1, 1956	\$21,370.03
Collected in 1956	20,485.40
Balance December 31, 1956	\$537.59

Tax Title Liens Outstanding	
Balance January 1, 1956	\$25,889.22
Redeemed by cash
Balance December 31, 1956	\$5,529.38

Property Acquired by Deed or Foreclosure	
Balance January 1, 1956	\$64,250.00
Sale for cash	17,850.00
Balance December 31, 1956	\$113,650.00

CAPITAL DEBT, DECEMBER 31, 1956

Gross Debt	
School debt	\$711,000.00
Self-liquidating debt.
Other capital debt ..	698,050.00

TOTAL GROSS DEBT **\$1,409,050.00**
Per Capita Gross Debt **\$144.52**

Deductions for	
School debt	\$652,958.00
Self-liquidating debt.
Other capital debt ..	285,150.00

TOTAL DEDUCTIONS **938,108.00**

NET DEBT **\$470,942.00**

Average Assessed Valuations	
Real Property 1954-1955..	\$10,559,787.00
Per Cent of Net Debt	4.45

CURRENT FINANCES DECEMBER 31, 1956

Cash	\$331,409.56
Taxes receivable	25,241.28
Tax title liens	5,529.38
Foreclosed property	113,650.00
Other receivables	204.88
State road aid receivable	36,810.00
Emergencies and deferred charges ..	5,728.75
TOTAL ASSETS	\$518,573.85

Cash liabilities	\$217,179.79
Reserves for receivables	144,625.54
Surplus revenue	156,768.52
TOTAL LIABILITIES AND SURPLUS	\$518,573.85

* Includes \$37,413.92 Chapter VI School Debt Service.

SHAMONG TOWNSHIP—BURLINGTON COUNTY

Population Census, 1950—712

Land Area 46.61 sq. mi.

Net Valuation Taxable \$234,665

EXPENDITURES AND REQUIRED PAYMENTS FOR 1956	
General Government	
Administrative and executive	\$2,396.80
Assessment and collection of taxes	785.91
Finance Department	235.00
Protection to Persons & Property	
Fire	1,000.00
Police
Other
Streets and Roads	
Repairs and maintenance	7,623.73
Street lighting	287.40
Sanitation	
Street cleaning
Garbage and ash removal
Sewers
Health and Charities	
Health service	15.02
Welfare—public assistance	363.61
Hospitals (aid and maintenance)
Other
Recreation	
Beaches and boardwalks
Parks and playgrounds
Other
Educational (Exclusive of school districts)	
Unclassified Purposes (Including contingent)	
	25.00
SUB-TOTAL—Municipal functions..	\$12,732.47
Per Capita—Municipal functions	\$17.88
Capital imp'ts and capital imp't fund
Debt Service	
Principal payments	\$1,000.00
Interest payments	175.00
Total	\$1,175.00
Per Capita Debt Service	\$1.65
Deferred Charges and Statutory Expenditures	
Emergencies
Other deferred chgs.	\$17,220.00
Total	17,220.00
TOTAL—Municipal expenditures	\$31,127.47
Required Payments for Local School, County, and Special District Taxes	
	36,067.29
TOTAL EXPENDITURES AND REQUIRED PAYMENTS	\$67,194.76
Reserve for uncollected taxes	\$6,124.30
GRAND TOTAL—Budget	\$73,319.06
RECEIPTS AND REVENUES REALIZED IN 1956 TO MEET EXPENDITURES AND REQUIRED PAYMENTS	
Surplus revenue appropriated	\$15,982.86
Miscellaneous revenues realized.	10,478.89
State aid revenues realized	4,568.00
Delinquent taxes including	
liens—1956 collections	5,965.92
Current taxes—1956 collections.. . . .	33,658.11
Emergency borrowings
TOTAL RECEIPTS AND REVENUES REALIZED	\$70,653.78
CAPITAL OUTLAY—1956	
Beaches and boardwalks
Buildings and equipment
Parks and playgrounds
Sewers
Streets, roads and bridges
Water supply
Other

Tax rate	\$17.98
Local school tax rate	11.99
County tax rate	3.38
Local purpose tax rate	2.61
TAXES	
Local school tax	\$28,139.24
County taxes	7,928.05
Special district taxes
Local purpose levy	\$36,067.29
	6,092.00
Total tax levy (tax duplicate) ..	\$42,159.29
Per Capita Total Tax Levy	\$59.21
Current	
1956 taxes levied (total)	\$42,350.06
Collected in 1956	33,658.11
Per cent of levy collected in 1956	79.47
Transferred to liens	101.54
Cancelled, abated or adjusted	184.36
Outstanding December 31, 1956 ..	\$8,406.05
All Prior Years Outstanding	
Balance January 1, 1956	\$7,238.49
Collected in 1956	5,772.65
Balance December 31, 1956	1,381.38
Tax Title Liens Outstanding	
Balance January 1, 1956	\$2,741.61
Redeemed by cash	193.27
Balance December 31, 1956	\$2,733.61
Property Acquired by Deed or Foreclosure	
Balance January 1, 1956
Sale for cash
Balance December 31, 1956
CAPITAL DEBT, DECEMBER 31, 1956	
Gross Debt	
School debt	\$87,828.00
Self-liquidating debt.
Other capital debt
TOTAL GROSS DEBT	\$87,828.00
Per Capita Gross Debt	\$123.35
Deductions for	
School debt	\$87,828.00
Self-liquidating debt.
Other capital debt
TOTAL DEDUCTIONS	87,828.00
NET DEBT
Average Assessed Valuations	
Real Property 1954-1955-1956.. . . .	\$294,245.00
Per Cent of Net Debt
CURRENT FINANCES DECEMBER 31, 1956	
Cash	\$27,572.28
Taxes receivable	9,787.43
Tax title liens	2,733.61
Foreclosed property
Other receivables	86.37
State road aid receivable
Emergencies and deferred charges
TOTAL ASSETS	\$40,179.69
Cash liabilities	\$289.39
Reserves for receivables	12,607.41
Surplus revenue	27,282.89
TOTAL LIABILITIES AND SURPLUS	\$40,179.69

SHILOH BOROUGH—CUMBERLAND COUNTY

Population Census, 1950—427

Land Area 1.3 sq. mi.

Net Valuation Taxable \$289,375

EXPENDITURES AND REQUIRED PAYMENTS FOR 1956

General Government	
Administrative and executive	\$1,262.64
Assessment and collection of taxes	645.58
Finance Department	73.50
Protection to Persons & Property	
Fire	413.68
Police	16.58
Other
Streets and Roads	
Repairs and maintenance	515.56
Street lighting	836.24
Sanitation	
Street cleaning
Garbage and ash removal
Sewers
Health and Charities	
Health service	173.00
Welfare—public assistance
Hospitals (aid and maintenance)
Other
Recreation	
Beaches and boardwalks
Parks and playgrounds
Other
Educational	
(Exclusive of school districts)
Unclassified Purposes	
(Including contingent)	90.00
SUB-TOTAL—Municipal functions..	\$4,026.78

Per Capita—Municipal functions	
Capital imp'ts and capital imp't fund	\$9.43
Debt Service
Principal payments
Interest payments
Total
Per Capita Debt Service	
Deferred Charges and Statutory Expenditures	
Emergencies
Other deferred chgs.	\$12.08
Total	12.08

TOTAL—Municipal expenditures ... \$5,963.91
Required Payments for Local School, County, and Special District Taxes
TOTAL EXPENDITURES AND REQUIRED PAYMENTS

Reserve for uncollected taxes

GRAND TOTAL—Budget
RECEIPTS AND REVENUES REALIZED IN 1956 TO MEET EXPENDITURES AND REQUIRED PAYMENTS

Surplus revenue appropriated ..	\$4,058.05
Miscellaneous revenues realized ..	2,807.65
State aid revenues realized	1,964.00
Delinquent taxes including	
liens—1956 collections	1,007.14
Current taxes—1956 collections..	27,146.39
Emergency borrowings
TOTAL RECEIPTS AND REVENUES REALIZED	\$36,983.23

CAPITAL OUTLAY—1956

Beaches and boardwalks
Buildings and equipment
Parks and playgrounds
Sewers
Streets, roads and bridges
Water supply
Other

Tax rate	\$9.58
Local school tax rate	6.58
County tax rate	2.13
Local purpose tax rate	0.87

TAXES

Local school tax ...	\$19,044.34	
County taxes	6,170.51	
Special district taxes	
Local purpose levy	\$25,214.85
Total tax levy (tax duplicate)	\$27,705.89

Per Capita Total Tax Levy
Current

1956 taxes levied (total)	\$27,877.14
Collected in 1956	27,146.39
Per cent of levy collected in 1956 ...	97.37
Transferred to liens
Cancelled, abated or adjusted
Outstanding December 31, 1956 ..	\$730.75

All Prior Years Outstanding

Balance January 1, 1956	\$1,031.64
Collected in 1956	1,007.14
Balance December 31, 1956	\$24.50

Tax Title Liens Outstanding

Balance January 1, 1956
Redeemed by cash
Balance December 31, 1956

Property Acquired by Deed or Foreclosure

Balance January 1, 1956
Sale for cash
Balance December 31, 1956

CAPITAL DEBT, DECEMBER 31, 1956
Gross Debt

School debt
Self-liquidating debt.
Other capital debt

TOTAL GROSS DEBT
Per Capita Gross Debt
Deductions for

School debt
Self-liquidating debt.
Other capital debt

TOTAL DEDUCTIONS
NET DEBT
Average Assessed Valuations
Real Property 1954-1955-1956..
Per Cent of Net Debt
CURRENT FINANCES DECEMBER 31, 1956

Cash	\$14,911.45
Taxes receivable	755.25
Tax title liens
Foreclosed property
Other receivables	30.82
State road aid receivable	282.21
Emergencies and deferred charges
TOTAL ASSETS	\$15,979.73
Cash liabilities	\$188.49
Reserves for receivables	786.07
Surplus revenue	15,005.17
TOTAL LIABILITIES AND SURPLUS	\$15,979.73

SHIP BOTTOM BOROUGH—OCEAN COUNTY

Population Census, 1950—533

Land Area 0.71 sq. mi.

Net Valuation Taxable \$1,571,435

EXPENDITURES AND REQUIRED PAYMENTS FOR 1956	
General Government	
Administrative and executive	\$19,402.57
Assessment and collection of taxes	10,200.00
Finance Department
Protection to Persons & Property	
Fire	11,625.00
Police	29,266.18
Other
Streets and Roads	
Repairs and maintenance	17,990.00
Street lighting	20,000.00
Sanitation	
Street cleaning
Garbage and ash removal	11,000.00
Sewers
Health and Charities	
Health service	250.00
Welfare—public assistance	450.00
Hospitals (aid and maintenance)
Other	6,700.00
Recreation	
Beaches and boardwalks	30,601.25
Parks and playgrounds
Other
Educational (Exclusive of school districts) ..	
Unclassified Purposes (Including contingent)	
	100.00
SUB-TOTAL—Municipal functions..	\$157,585.00
Per Capita—Municipal functions	
	\$295.66
Capital imp'ts and capital imp't fund	\$16,000.00
Debt Service	
Principal payments ..	\$2,000.00
Interest payments ..	4,812.50
Total	6,812.50
Per Capita Debt Service	
	\$12.78
Deferred Charges and Statutory Expenditures	
Emergencies	\$6,500.00
Other deferred chgs.	9,237.98
Total	15,737.98
TOTAL—Municipal expenditures ...	\$196,135.48
Required Payments for Local School, County, and Special District Taxes	
	64,138.92
TOTAL EXPENDITURES AND REQUIRED PAYMENTS	\$260,274.40
Reserve for uncollected taxes	\$10,519.81
GRAND TOTAL—Budget	\$270,794.21
RECEIPTS AND REVENUES REALIZED IN 1956 TO MEET EXPENDITURES AND REQUIRED PAYMENTS	
Surplus revenue appropriated ..	\$100,000.00
Miscellaneous revenues realized.	75,182.08
State aid revenues realized	5,391.00
Delinquent taxes including	
liens—1956 collections	8,611.71
Current taxes—1956 collections..	127,864.35
Emergency borrowings
TOTAL RECEIPTS AND REVENUES REALIZED	\$317,049.14
CAPITAL OUTLAY—1956	
Beaches and boardwalks
Buildings and equipment
Parks and playgrounds
Sewers
Streets, roads and bridges
Water supply
Other	\$1,109.13

Tax rate	\$8.29
Local school tax rate	1.69
County tax rate	2.39
Local purpose tax rate	4.21
TAXES	
Local school tax ...	\$26,572.31
County taxes	37,566.61
Special district taxes
Local purpose levy	\$64,138.92
	66,664.29
Total tax levy (tax duplicate) ..	\$130,803.21
Per Capita Total Tax Levy	
	\$245.41
Current	
1956 taxes levied (total)	\$134,999.73
Collected in 1956	127,864.35
Per cent of levy collected in 1956 ...	94.71
Transferred to liens	263.23
Cancelled, abated or adjusted	298.94
Outstanding December 31, 1956 ..	\$6,573.21
All Prior Years Outstanding	
Balance January 1, 1956	\$8,498.72
Collected in 1956	8,611.71
Balance December 31, 1956	\$190.26
Tax Title Liens Outstanding	
Balance January 1, 1956	\$6,202.18
Redeemed by cash
Balance December 31, 1956	\$6,465.41
Property Acquired by Deed or Foreclosure	
Balance January 1, 1956	\$63,370.52
Sale for cash	53,688.00
Balance December 31, 1956	\$38,927.52
CAPITAL DEBT, DECEMBER 31, 1956	
Gross Debt	
School debt	\$186,416.00
Self-liquidating debt.	51,000.00
Other capital debt ..	320,000.00
TOTAL GROSS DEBT	\$557,416.00
Per Capita Gross Debt	
	\$1,045.81
Deductions for	
School debt	\$186,416.00
Self-liquidating debt.	51,000.00
Other capital debt
TOTAL DEDUCTIONS	237,416.00
NET DEBT	\$320,000.00
Average Assessed Valuations	
Real Property 1954-1955-1956..	\$1,334,350.00
Per Cent of Net Debt	23.98
CURRENT FINANCES DECEMBER 31, 1956	
Cash	\$137,981.24
Taxes receivable	6,763.47
Tax title liens	6,465.41
Foreclosed property	38,927.52
Other receivables	5,214.46
State road aid receivable
Emergencies and deferred charges ..	12,457.24
TOTAL ASSETS	\$207,809.34
Cash liabilities	\$42,340.58
Reserves for receivables	57,370.86
Surplus revenue	108,097.90
TOTAL LIABILITIES AND SURPLUS	\$207,809.34

SHREWSBURY BOROUGH—MONMOUTH COUNTY

Population Census, 1950—1,613 Land Area 2.3 sq. mi. Net Valuation Taxable \$3,480,909

EXPENDITURES AND REQUIRED PAYMENTS FOR 1956	
General Government	
Administrative and executive	\$13,100.00
Assessment and collection of taxes	5,500.00
Finance Department
Protection to Persons & Property	
Fire	7,001.00
Police	25,724.00
Other
Streets and Roads	
Repairs and maintenance	22,800.00
Street lighting	5,000.00
Sanitation	
Street cleaning
Garbage and ash removal	13,000.00
Sewers
Health and Charities	
Health service	1,950.00
Welfare—public assistance	450.00
Hospitals (aid and maintenance)
Other
Recreation	
Beaches and boardwalks
Parks and playgrounds
Other
Educational	
(Exclusive of school districts)
Unclassified Purposes	
(Including contingent)	2,425.00
SUB-TOTAL—Municipal functions..	
	<u>\$96,950.00</u>
Per Capita—Municipal functions	
	\$60.11
Capital imp'ts and capital imp't fund	\$15,000.00
Debt Service	
Principal payments	\$7,500.00
Interest payments	1,650.00
Total	9,150.00
Per Capita Debt Service	
	\$5.67
Deferred Charges and Statutory Expenditures	
Emergencies
Other deferred chgs.
Total
TOTAL—Municipal expenditures	<u>\$121,100.00</u>
Required Payments for Local School, County, and Special District Taxes	
	211,350.90
TOTAL EXPENDITURES AND REQUIRED PAYMENTS	<u>\$322,450.90</u>
Reserve for uncollected taxes	\$49,662.95
GRAND TOTAL—Budget	<u>\$382,113.85</u>
RECEIPTS AND REVENUES REALIZED IN 1956 TO MEET EXPENDITURES AND REQUIRED PAYMENTS	
Surplus revenue appropriated	\$55,000.00
Miscellaneous revenues realized	26,317.20
State aid revenues realized	6,300.00
Delinquent taxes including	
liens—1956 collections	16,299.53
Current taxes—1956 collections..	280,788.15
Emergency borrowings
TOTAL RECEIPTS AND REVENUES REALIZED	<u>\$384,704.88</u>
CAPITAL OUTLAY—1956	
Beaches and boardwalks
Buildings and equipment
Parks and playgrounds
Sewers
Streets, roads and bridges	\$17,286.00
Water supply
Other

Tax rate	\$8.63
Local school tax rate	4.34
County tax rate	1.74
Local purpose tax rate	2.55
TAXES	
Local school tax	\$150,925.90
County taxes	60,425.00
Special district taxes
Local purpose levy	\$211,350.90
	<u>88,762.95</u>
Total tax levy (tax duplicate)	<u>\$300,113.85</u>
Per Capita Total Tax Levy	
	\$186.06
Current	
1956 taxes levied (total)	\$300,372.51
Collected in 1956	280,788.15
Per cent of levy collected in 1956	93.47
Transferred to liens
Cancelled, abated or adjusted
Outstanding December 31, 1956	<u>\$19,584.36</u>
All Prior Years Outstanding	
Balance January 1, 1956	\$16,529.32
Collected in 1956	16,299.53
Balance December 31, 1956	<u>\$143.57</u>
Tax Title Liens Outstanding	
Balance January 1, 1956
Redeemed by cash
Balance December 31, 1956	<u>.</u>
Property Acquired by Deed or Foreclosure	
Balance January 1, 1956
Sale for cash
Balance December 31, 1956	<u>.</u>
CAPITAL DEBT, DECEMBER 31, 1956	
Gross Debt	
School debt	\$285,000.00
Self-liquidating debt.
Other capital debt	65,250.00
TOTAL GROSS DEBT	\$350,250.00
Per Capita Gross Debt	\$217.14
Deductions for	
School debt	\$202,669.00
Self-liquidating debt.
Other capital debt
TOTAL DEDUCTIONS	202,669.00
NET DEBT	<u>\$147,581.00</u>
Average Assessed Valuations	
Real Property 1954-1955-1956..	\$3,377,814.00
Per Cent of Net Debt	4.36
CURRENT FINANCES DECEMBER 31, 1956	
Cash	\$215,355.94
Taxes receivable	19,727.93
Tax title liens
Foreclosed property
Other receivables	16,333.00
State road aid receivable	4,000.00
Emergencies and deferred charges
TOTAL ASSETS	<u>\$255,416.87</u>
Cash liabilities	\$24,878.87
Reserves for receivables	36,060.93
Surplus revenue	194,477.07
TOTAL LIABILITIES AND SURPLUS	<u>\$255,416.87</u>

SHREWSBURY TOWNSHIP—MONMOUTH COUNTY

Population Census, 1950—

Land Area 0.09 sq. mi.

Net Valuation Taxable \$4,700

EXPENDITURES AND REQUIRED PAYMENTS FOR 1956

General Government	
Administrative and executive	\$6,025.00
Assessment and collection of taxes	85.00
Finance Department	210.00
Protection to Persons & Property	
Fire	500.00
Police	750.00
Other
Streets and Roads	
Repairs and maintenance	215.00
Street lighting
Sanitation	
Street cleaning
Garbage and ash removal
Sewers
Health and Charities	
Health service	1,011.00
Welfare—public assistance
Hospitals (aid and maintenance)
Other
Recreation	
Beaches and boardwalks
Parks and playgrounds
Other
Educational (Exclusive of school districts) ..	
.....
Unclassified Purposes (Including contingent)	
.....	264.33
SUB-TOTAL—Municipal functions..	\$9,060.33

Per Capita—Municipal functions
Capital imp'ts and capital imp't fund
Debt Service	
Principal payments
Interest payments
Total

Per Capita Debt Service	
Deferred Charges and Statutory Expenditures	
Emergencies
Other deferred chgs.	\$50.00
Total	\$50.00

TOTAL—Municipal expenditures ... \$9,110.33

Required Payments for Local School, County, and Special District Taxes 69.91

TOTAL EXPENDITURES AND REQUIRED PAYMENTS **\$9,180.24**

Reserve for uncollected taxes

GRAND TOTAL—Budget **\$9,282.44**

RECEIPTS AND REVENUES REALIZED IN 1956 TO MEET EXPENDITURES AND REQUIRED PAYMENTS

Surplus revenue appropriated ..	\$3,235.08
Miscellaneous revenues realized ..	5,898.17
State aid revenues realized
Delinquent taxes including
liens—1956 collections
Current taxes—1956 collections..	46.18
Emergency borrowings

TOTAL RECEIPTS AND REVENUES REALIZED **\$9,179.43**

CAPITAL OUTLAY—1956

Beaches and boardwalks
Buildings and equipment
Parks and playgrounds
Sewers
Streets, roads and bridges
Water supply
Other

Tax rate	\$1.49
Local school tax rate	1.06
County tax rate	0.43
Local purpose tax rate

TAXES

Local school tax ...	\$49.72
County taxes	20.19
Special district taxes
Local purpose levy	\$69.91
Total tax levy (tax duplicate) ..	\$69.91

Per Capita Total Tax Levy

Current	
1956 taxes levied (total)	\$69.91
Collected in 1956	46.18
Per cent of levy collected in 1956 ...	66.05
Transferred to liens
Cancelled, abated or adjusted	23.73
Outstanding December 31, 1956

All Prior Years Outstanding	
Balance January 1, 1956
Collected in 1956
Balance December 31, 1956

Tax Title Liens Outstanding	
Balance January 1, 1956
Redeemed by cash
Balance December 31, 1956

Property Acquired by Deed or Foreclosure	
Balance January 1, 1956
Sale for cash
Balance December 31, 1956

CAPITAL DEBT, DECEMBER 31, 1956

Gross Debt	
School debt
Self-liquidating debt
Other capital debt

TOTAL GROSS DEBT

Per Capita Gross Debt

Deductions for	
School debt
Self-liquidating debt
Other capital debt

TOTAL DEDUCTIONS

NET DEBT

Average Assessed Valuations	
Real Property 1954-1955-1956
Per Cent of Net Debt

CURRENT FINANCES DECEMBER 31, 1956

Cash	\$986.79
Taxes receivable
Tax title liens
Foreclosed property
Other receivables
State road aid receivable
Emergencies and deferred charges

TOTAL ASSETS **\$986.79**

Cash liabilities	\$347.37
Reserves for receivables
Surplus revenue	639.42

TOTAL LIABILITIES AND SURPLUS **\$986.79**

SOMERDALE BOROUGH—CAMDEN COUNTY

Population Census, 1950—1,417

Land Area 1.42 sq. mi.

Net Valuation Taxable \$2,368,430

EXPENDITURES AND REQUIRED PAYMENTS FOR 1956

General Government

Administrative and executive . . . \$14,000.00

Assessment and collection of taxes 4,650.00

Finance Department

Protection to Persons & Property

Fire 3,925.00

Police 15,050.00

Other

Streets and Roads

Repairs and maintenance 37,225.00

Street lighting 8,800.00

Sanitation

Street cleaning

Garbage and ash removal 5,650.00

Sewers

Health and Charities

Health service 2,310.00

Welfare—public assistance 315.00

Hospitals (aid and maintenance)

Other

Recreation

Beaches and boardwalks

Parks and playgrounds 2,600.00

Other

Educational
(Exclusive of school districts)

Unclassified Purposes
(Including contingent) 275.00

SUB-TOTAL—Municipal functions.. **\$94,800.00**

Per Capita—Municipal functions \$66.90

Capital imp'ts and capital imp't fund \$19,875.00

Debt Service

Principal payments . . . \$10,500.00

Interest payments . . . 1,260.00

Total 11,760.00

Per Capita Debt Service \$8.30

Deferred Charges and Statutory Expenditures

Emergencies \$6,805.39

Other deferred chgs. 878.21

Total 7,683.60

TOTAL—Municipal expenditures **\$134,118.60**

Required Payments for Local School, County, and Special District Taxes 172,473.29

TOTAL EXPENDITURES AND REQUIRED PAYMENTS \$306,591.89

Reserve for uncollected taxes \$42,459.61

GRAND TOTAL—Budget \$349,051.50

RECEIPTS AND REVENUES REALIZED IN 1956 TO MEET EXPENDITURES AND REQUIRED PAYMENTS

Surplus revenue appropriated . . . \$65,000.00

Miscellaneous revenues realized. . . 44,859.72

State aid revenues realized 13,108.06

Delinquent taxes including

Liens—1956 collections 34,090.41

Current taxes—1956 collections.. 199,343.22

Emergency borrowings

TOTAL RECEIPTS AND REVENUES REALIZED \$356,401.41

CAPITAL OUTLAY—1956

Beaches and boardwalks

Buildings and equipment

Parks and playgrounds

Sewers \$53,920.37

Streets, roads and bridges

Water supply

Other 500.00

Tax rate \$8.88

Local school tax rate 4.51

County tax rate 2.78

Local purpose tax rate 1.59

TAXES

Local school tax . . . \$106,699.07

County taxes 65,774.22

Special district taxes

Local purpose levy \$172,473.29

37,200.00

Total tax levy (tax duplicate) **\$209,673.29**

Per Capita Total Tax Levy \$147.97

Current

1956 taxes levied (total) \$222,493.33

Collected in 1956 199,343.22

Per cent of levy collected in 1956 89.59

Transferred to liens

Cancelled, abated or adjusted

Outstanding December 31, 1956 .. \$23,150.11

All Prior Years Outstanding

Balance January 1, 1956 \$46,880.41

Collected in 1956 32,949.03

Balance December 31, 1956 \$13,931.38

Tax Title Liens Outstanding

Balance January 1, 1956 \$11,211.45

Redeemed by cash 1,141.38

Balance December 31, 1956 \$10,070.07

Property Acquired by Deed or Foreclosure

Balance January 1, 1956 \$62,285.49

Sale for cash 9,355.00

Balance December 31, 1956 \$52,930.49

CAPITAL DEBT, DECEMBER 31, 1956

Gross Debt

School debt \$192,000.00

Self-liquidating debt. 127,941.00

Other capital debt 21,000.00

TOTAL GROSS DEBT \$340,941.00

Per Capita Gross Debt \$240.61

Deductions for

School debt \$102,474.00

Self-liquidating debt. 127,941.00

Other capital debt

TOTAL DEDUCTIONS 230,415.00

NET DEBT \$110,526.00

Average Assessed Valuations

Real Property 1954-1955-1956.. \$1,707,905.00

Per Cent of Net Debt 6.47

CURRENT FINANCES DECEMBER 31, 1956

Cash \$158,334.77

Taxes receivable 37,081.49

Tax title liens 10,070.07

Foreclosed property 52,930.49

Other receivables 11,259.57

State road aid receivable 10,277.24

Emergencies and deferred charges .. 18,900.00

TOTAL ASSETS \$298,853.63

Cash liabilities \$94,540.99

Reserves for receivables 111,341.62

Surplus revenue 92,971.02

TOTAL LIABILITIES AND SURPLUS \$298,853.63

SOMERS POINT CITY—ATLANTIC COUNTY

Population Census, 1950—2,480

Land Area 4.08 sq. mi.

Net Valuation Taxable \$2,099,807

EXPENDITURES AND REQUIRED PAYMENTS FOR 1956

General Government	
Administrative and executive	\$29,751.48
Assessment and collection of taxes	15,490.00
Finance Department	900.00
Protection to Persons & Property	
Fire	17,381.00
Police	30,436.20
Other
Streets and Roads	
Repairs and maintenance	30,000.00
Street lighting	8,927.00
Sanitation	
Street cleaning
Garbage and ash removal	10,990.00
Sewers
Health and Charities	
Health service	1,341.00
Welfare—public assistance	1,601.00
Hospitals (aid and maintenance)	750.00
Other
Recreation	
Beaches and boardwalks
Parks and playgrounds	2,557.00
Other
Educational (Exclusive of school districts)	
Unclassified Purposes (Including contingent)	
	1,450.00
SUB-TOTAL—Municipal functions..	\$151,574.68

Per Capita—Municipal functions	\$61.12
Capital imp'ts and capital imp't fund	\$11,500.00
Debt Service	
Principal payments	\$45,100.00
Interest payments	13,972.50
Total	59,072.50
Per Capita Debt Service	\$23.82
Deferred Charges and Statutory Expenditures	
Emergencies	\$950.00
Other deferred chgs.	3,405.32
Total	4,355.32
TOTAL—Municipal expenditures	\$226,502.50

Required Payments for Local School, County, and Special District Taxes	173,129.05
---	-------------------

TOTAL EXPENDITURES AND REQUIRED PAYMENTS \$399,631.55

Reserve for uncollected taxes	\$46,614.93
GRAND TOTAL—Budget	\$446,246.48

RECEIPTS AND REVENUES REALIZED IN 1956 TO MEET EXPENDITURES AND REQUIRED PAYMENTS

Surplus revenue appropriated	\$40,000.00
Miscellaneous revenues realized	70,074.90
State aid revenues realized	7,578.30
Delinquent taxes including	
liens—1956 collections	33,357.06
Current taxes—1956 collections..	265,591.02
Emergency borrowings
TOTAL RECEIPTS AND REVENUES REALIZED	\$416,601.28

CAPITAL OUTLAY—1956

Beaches and boardwalks
Buildings and equipment	\$3,091.15
Parks and playgrounds
Sewers
Streets, roads and bridges	8,000.00
Water supply
Other	7,751.00

Tax rate	\$14.61
Local school tax rate	5.49
County tax rate	2.75
Local purpose tax rate	6.37

TAXES

Local school tax	\$115,321.06	
County taxes	57,807.99	
Special district taxes	
Local purpose levy	\$173,129.05	
Total tax levy (tax duplicate) ..	\$306,872.68	
Per Capita Total Tax Levy \$123.74		

Current	
1956 taxes levied (total)	\$310,599.64
Collected in 1956	265,591.02
Per cent of levy collected in 1956	85.50
Transferred to liens	4,870.41
Cancelled, abated or adjusted	536.45
Outstanding December 31, 1956 ..	\$39,601.76

All Prior Years Outstanding	
Balance January 1, 1956	\$34,401.14
Collected in 1956	32,894.71
Balance December 31, 1956	\$764.42

Tax Title Liens Outstanding	
Balance January 1, 1956	\$48,336.40
Redeemed by cash	462.35
Balance December 31, 1956	\$53,583.72

Property Acquired by Deed or Foreclosure	
Balance January 1, 1956	\$69,551.68
Sale for cash	462.35
Balance December 31, 1956	\$64,031.68

CAPITAL DEBT, DECEMBER 31, 1956

Gross Debt	
School debt
Self-liquidating debt.
Other capital debt	\$433,700.00
TOTAL GROSS DEBT	\$433,700.00
Per Capita Gross Debt \$174.88	

Deductions for	
School debt
Self-liquidating debt.
Other capital debt
TOTAL DEDUCTIONS
NET DEBT	\$433,700.00

Average Assessed Valuations	
Real Property 1954-1955-1956..	\$1,839,199.00
Per Cent of Net Debt	23.58

CURRENT FINANCES DECEMBER 31, 1956

Cash	\$73,540.83
Taxes receivable	40,366.18
Tax title liens	53,583.72
Foreclosed property	64,031.68
Other receivables	21,689.51
State road aid receivable	8,621.48
Emergencies and deferred charges	6,800.00
TOTAL ASSETS	\$268,633.40

Cash liabilities	\$39,407.67
Reserves for receivables	179,671.09
Surplus revenue	49,554.64
TOTAL LIABILITIES AND SURPLUS	\$268,633.40

SOMERVILLE BOROUGH—SOMERSET COUNTY

Population Census, 1950—11,571

Land Area 3.3 sq. mi.

Net Valuation Taxable \$11,499,037

EXPENDITURES AND REQUIRED PAYMENTS FOR 1956

General Government	
Administrative and executive	\$78,867.00
Assessment and collection of taxes	11,525.00
Finance Department
Protection to Persons & Property	
Fire	21,133.00
Police	128,561.01
Other
Streets and Roads	
Repairs and maintenance	76,901.19
Street lighting	23,000.00
Sanitation	
Street cleaning	8,675.00
Garbage and ash removal	31,100.00
Sewers	57,156.47
Health and Charities	
Health service	11,720.00
Welfare—public assistance	7,550.00
Hospitals (aid and maintenance) ..	8,000.00
Other
Recreation	
Benches and boardwalks
Parks and playgrounds	31,456.33
Other
Educational	
(Exclusive of school districts) ..	20,225.00
Unclassified Purposes	
(Including contingent)	350.00
SUB-TOTAL—Municipal functions..	\$516,220.00

Per Capita—Municipal functions	\$44.61
Capital imp'ts and capital imp't fund	\$20,000.00
Debt Service	
Principal payments ..	\$17,000.00
Interest payments ..	11,300.25
Total	28,300.25
Per Capita Debt Service	\$2.45
Deferred Charges and Statutory Expenditures	
Emergencies	\$5,000.00
Other deferred chgs	33,534.00
Total	38,534.00
TOTAL—Municipal expenditures ...	\$603,054.25

Required Payments for Local School, County, and Special District Taxes	706,158.81
---	-------------------

TOTAL EXPENDITURES AND REQUIRED PAYMENTS	\$1,309,213.06
Reserve for uncollected taxes	\$87,468.24
GRAND TOTAL—Budget	\$1,396,681.30

RECEIPTS AND REVENUES REALIZED IN 1956 TO MEET EXPENDITURES AND REQUIRED PAYMENTS	
Surplus revenue appropriated ..	\$70,000.00
Miscellaneous revenues realized ..	228,059.74
State aid revenues realized	10,208.76
Delinquent taxes including	
liens—1956 collections	49,280.76
Current taxes—1956 collections ..	1,068,137.83
Emergency borrowings
TOTAL RECEIPTS AND REVENUES REALIZED	\$1,425,687.09

CAPITAL OUTLAY—1956

Beaches and boardwalks
Buildings and equipment	\$174,901.96
Parks and playgrounds
Sewers	1,158.12
Streets, roads and bridges	12,394.84
Water supply
Other	2,977.60

Tax rate	\$9.54
Local school tax rate	5.12
County tax rate	1.02
Local purpose tax rate	3.40

TAXES

Local school tax ...	\$589,206.31	
County taxes	116,952.50	
Special district taxes	
Local purpose levy	\$706,158.81
Total tax levy (tax duplicate)	\$1,105,416.30
Per Capita Total Tax Levy		
		\$95.53
Current		
1956 taxes levied (total)	\$1,112,633.39
Collected in 1956	1,068,137.83
Per cent of levy collected in 1956 ..	96.00	
Transferred to liens	204.41
Cancelled, abated or adjusted	3,405.17
Outstanding December 31, 1956	\$40,885.98

All Prior Years Outstanding	
Balance January 1, 1956	\$41,991.51
Collected in 1956	39,558.12
Balance December 31, 1956	\$951.31

Tax Title Liens Outstanding	
Balance January 1, 1956	\$10,895.56
Redeemed by cash	9,722.64
Balance December 31, 1956	\$1,397.23

Property Acquired by Deed or Foreclosure	
Balance January 1, 1956	\$2,740.00
Sale for cash
Balance December 31, 1956	\$2,740.00

CAPITAL DEBT, DECEMBER 31, 1956

Gross Debt	
School debt	\$1,254,000.00
Self-liquidating debt
Other capital debt ..	532,737.00
TOTAL GROSS DEBT	\$1,786,737.00
Per Capita Gross Debt	\$154.42

Deductions for	
School debt	\$819,650.00
Self-liquidating debt
Other capital debt
TOTAL DEDUCTIONS	\$819,650.00
NET DEBT	\$967,087.00

Average Assessed Valuations	
Real Property 1954-1955-1956 ..	\$10,245,622.00
Per Cent of Net Debt	9.43

CURRENT FINANCES DECEMBER 31, 1956

Cash	\$231,024.11
Taxes receivable	41,837.29
Tax title liens	1,397.23
Foreclosed property	2,740.00
Other receivables	7,844.85
State road aid receivable	3,708.47
Emergencies and deferred charges
TOTAL ASSETS	\$288,551.95
Cash liabilities	\$19,580.10
Reserves for receivables	53,819.37
Surplus revenue	215,152.48
TOTAL LIABILITIES AND SURPLUS	\$288,551.95

SOUTH AMBOY CITY—MIDDLESEX COUNTY

Population Census, 1950—8,422

Land Area 1.3 sq. mi.

Net Valuation Taxable \$6,495,514

EXPENDITURES AND REQUIRED PAYMENTS FOR 1956	
General Government	
Administrative and executive	\$66,675.00
Assessment and collection of taxes	15,840.00
Finance Department	4,500.00
Protection to Persons & Property	
Fire	32,570.00
Police	124,510.00
Other
Streets and Roads	
Repairs and maintenance	49,085.00
Street lighting	18,000.00
Sanitation	
Street cleaning	1,000.00
Garbage and ash removal	61,825.00
Sewers	57,950.00
Health and Charities	
Health service	17,700.00
Welfare—public assistance	7,325.00
Hospitals (aid and maintenance)	5,000.00
Other	800.00
Recreation	
Beaches and boardwalks
Parks and playgrounds	17,625.00
Other
Educational	
(Exclusive of school districts)	5,200.00
Unclassified Purposes	
(Including contingent)	49,575.00
SUB-TOTAL—Municipal functions..	\$535,180.00
Per Capita—Municipal functions	
Capital imp'ts and capital imp't fund	\$11,000.00
Debt Service	
Principal payments	\$55,500.00
Interest payments	16,357.50
Total	*71,857.50
Per Capita Debt Service	
Deferred Charges and Statutory Expenditures	\$8.53
Emergencies	\$93,565.00
Other deferred chgs.	31,417.02
Total	124,982.02
TOTAL—Municipal expenditures	\$743,019.52
Required Payments for Local School, County, and Special District Taxes	
	261,082.50
TOTAL EXPENDITURES AND REQUIRED PAYMENTS	\$1,004,102.02
Reserve for uncollected taxes	\$35,853.11
GRAND TOTAL—Budget	\$1,039,955.13
RECEIPTS AND REVENUES REALIZED IN 1956 TO MEET EXPENDITURES AND REQUIRED PAYMENTS	
Surplus revenue appropriated	\$207,743.40
Miscellaneous revenues realized.	445,188.93
State aid revenues realized	7,392.63
Delinquent taxes including licns—1956 collections	25,373.28
Current taxes—1956 collections.. . . .	360,905.48
Emergency borrowings
TOTAL RECEIPTS AND REVENUES REALIZED	\$1,046,603.72
CAPITAL OUTLAY—1956	
Beaches and boardwalks
Buildings and equipment	\$46,747.54
Parks and playgrounds	12,607.34
Sewers
Streets, roads and bridges	24,350.08
Water supply
Other	6,200.00

Tax rate	\$6.04
Local school tax rate	4.26
County tax rate	1.09
Local purpose tax rate	0.69
TAXES	
Local school tax	\$276,495.24
County taxes	70,692.26
Special district taxes
Local purpose levy	\$347,187.50
	47,535.23
Total tax levy (tax duplicate) ..	\$394,722.73
Per Capita Total Tax Levy	
	\$46.87
Current	
1956 taxes levied (total)	\$390,929.15
Collected in 1956	360,905.48
Per cent of levy collected in 1956	92.31
Transferred to liens	643.37
Cancelled, abated or adjusted	1,219.43
Outstanding December 31, 1956 ..	\$28,160.87
All Prior Years Outstanding	
Balance January 1, 1956	\$46,336.80
Collected in 1956	23,222.59
Balance December 31, 1956	\$23,281.04
Tax Title Liens Outstanding	
Balance January 1, 1956	\$10,984.33
Redeemed by cash	2,150.69
Balance December 31, 1956	\$9,310.18
Property Acquired by Deed or Foreclosure	
Balance January 1, 1956	\$11,970.00
Sale for cash	33,662.50
Balance December 31, 1956	\$8,620.00

CAPITAL DEBT, DECEMBER 31, 1956	
Gross Debt	
School debt	\$552,000.00
Self-liquidating debt.	58,000.00
Other capital debt	249,749.00
TOTAL GROSS DEBT	\$859,749.00
Per Capita Gross Debt	
	\$102.08
Deductions for	
School debt	\$500,292.00
Self-liquidating debt.	58,000.00
Other capital debt
TOTAL DEDUCTIONS	558,292.00
NET DEBT	\$301,457.00

Average Assessed Valuations	
Real Property 1954-1956.. . . .	\$6,253,653.00
Per Cent of Net Debt	4.82

CURRENT FINANCES DECEMBER 31, 1956	
Cash	\$218,262.98
Taxes receivable	51,441.91
Tax title liens	9,310.18
Foreclosed property	8,620.00
Other receivables	2,566.08
State road aid receivable
Emergencies and deferred charges	87,999.45
TOTAL ASSETS	\$378,200.60
Cash liabilities	\$88,508.70
Reserves for receivables	71,938.17
Surplus revenue	217,753.73
TOTAL LIABILITIES AND SURPLUS	\$378,200.60

* Includes \$15,100.00 Chapter VI School Debt Service.

SOUTHAMPTON TOWNSHIP—BURLINGTON COUNTY

Population Census, 1950—2,341 Land Area 42.61 sq. mi. Net Valuation Taxable \$1,196,066

EXPENDITURES AND REQUIRED PAYMENTS FOR 1956	
General Government	
Administrative and executive	\$8,110.00
Assessment and collection of taxes	2,729.00
Finance Department
Protection to Persons & Property	
Fire	3,350.00
Police	3,325.00
Other
Streets and Roads	
Repairs and maintenance	26,297.00
Street lighting	2,352.00
Sanitation	
Street cleaning
Garbage and ash removal
Sewers
Health and Charities	
Health service	1,178.00
Welfare—public assistance	513.00
Hospitals (aid and maintenance)
Other
Recreation	
Beaches and boardwalks
Parks and playgrounds
Other
Educational	
(Exclusive of school districts)
Unclassified Purposes	
(Including contingent)	381.00
SUB-TOTAL—Municipal functions..	\$48,235.00
Per Capita—Municipal functions \$20.60	
Capital imp'ts and capital imp't fund	\$10,778.93
Debt Service	
Principal payments
Interest payments
Total
Per Capita Debt Service	
Deferred Charges and Statutory Expenditures	
Emergencies
Other deferred chgs.	\$400.00
Total	400.00
TOTAL—Municipal expenditures ...	\$59,413.93
Required Payments for Local School, County, and Special District Taxes	
	119,875.66
TOTAL EXPENDITURES AND REQUIRED PAYMENTS	\$179,289.59
Reserve for uncollected taxes	\$29,386.07
GRAND TOTAL—Budget	\$208,675.66
RECEIPTS AND REVENUES REALIZED IN 1956 TO MEET EXPENDITURES AND REQUIRED PAYMENTS	
Surplus revenue appropriated ..	\$22,000.00
Miscellaneous revenues realized.	38,628.89
State aid revenues realized	9,704.00
Delinquent taxes including	
liens—1956 collections	17,683.01
Current taxes—1956 collections..	108,883.29
Emergency borrowings
TOTAL RECEIPTS AND REVENUES REALIZED	\$196,899.19
CAPITAL OUTLAY—1956	
Beaches and boardwalks
Buildings and equipment
Parks and playgrounds
Sewers
Streets, roads and bridges
Water supply
Other

Tax rate	\$10.82
Local school tax rate	7.26
County tax rate	2.75
Local purpose tax rate	0.81
TAXES	
Local school tax ...	\$86,924.48
County taxes	32,951.18
Special district taxes
Local purpose levy	\$119,875.66
	10,500.00
Total tax levy (tax duplicate) ..	\$130,375.66
Per Capita Total Tax Levy	
	\$55.69
Current	
1956 taxes levied (total)	\$137,616.94
Collected in 1956	108,883.29
Per cent of levy collected in 1956 ...	79.12
Transferred to liens
Cancelled, abated or adjusted
Outstanding December 31, 1956 ..	\$28,733.65
All Prior Years Outstanding	
Balance January 1, 1956	\$23,527.17
Collected in 1956	17,679.24
Balance December 31, 1956	\$5,847.93
Tax Title Liens Outstanding	
Balance January 1, 1956	\$5,850.59
Redeemed by cash	3.77
Balance December 31, 1956	\$5,846.82
Property Acquired by Deed or Foreclosure	
Balance January 1, 1956	\$100.00
Sale for cash
Balance December 31, 1956	\$100.00
CAPITAL DEBT, DECEMBER 31, 1956	
Gross Debt	
School debt	\$364,757.00
Self-liquidating debt.
Other capital debt
TOTAL GROSS DEBT	\$364,757.00
Per Capita Gross Debt	\$155.81
Deductions for	
School debt	\$324,815.00
Self-liquidating debt.
Other capital debt
TOTAL DEDUCTIONS	324,815.00
NET DEBT	\$39,942.00
Average Assessed Valuations	
Real Property 1954-1955-1956..	\$1,000,974.00
Per Cent of Net Debt	3.99
CURRENT FINANCES DECEMBER 31, 1956	
Cash	\$85,947.57
Taxes receivable	34,581.58
Tax title liens	5,846.82
Foreclosed property	100.00
Other receivables	3,347.45
State road aid receivable	6,300.00
Emergencies and deferred charges
TOTAL ASSETS	\$136,123.42
Cash liabilities	\$22,456.31
Reserves for receivables	43,875.85
Surplus revenue	69,791.26
TOTAL LIABILITIES AND SURPLUS	\$136,123.42

SOUTH BELMAR BOROUGH—MONMOUTH COUNTY

Population Census, 1950—1,294

Land Area 0.3 sq. mi.

Net Valuation Taxable \$1,134,350

EXPENDITURES AND REQUIRED PAYMENTS FOR 1956	
General Government	
Administrative and executive	\$13,860.00
Assessment and collection of taxes	3,750.00
Finance Department	2,010.00
Protection to Persons & Property	
Fire	2,480.00
Police	23,450.00
Other
Streets and Roads	
Repairs and maintenance	11,825.00
Street lighting	2,400.00
Sanitation	
Street cleaning
Garbage and ash removal	9,700.00
Sewers
Health and Charities	
Health service	870.00
Welfare—public assistance	892.00
Hospitals (aid and maintenance)
Other
Recreation	
Beaches and boardwalks
Parks and playgrounds
Other
Educational	
(Exclusive of school districts)
Unclassified Purposes	
(Including contingent)	1,200.00
SUB-TOTAL—Municipal functions..	\$72,437.00
Per Capita—Municipal functions	\$55.98
Capital imp'ts and capital imp't fund	\$1,000.00
Debt Service	
Principal payments
Interest payments	\$100.00
Total	100.00
Per Capita Debt Service	\$0.08
Deferred Charges and Statutory Expenditures	
Emergencies
Other deferred chgs.	\$6,150.00
Total	6,150.00
TOTAL—Municipal expenditures	\$79,687.00
Required Payments for Local School, County, and Special District Taxes	
	81,287.31
TOTAL EXPENDITURES AND REQUIRED PAYMENTS	\$160,974.31
Reserve for uncollected taxes	\$13,520.00
GRAND TOTAL—Budget	\$174,494.31
RECEIPTS AND REVENUES REALIZED IN 1956 TO MEET EXPENDITURES AND REQUIRED PAYMENTS	
Surplus revenue appropriated	\$16,000.00
Miscellaneous revenues realized	33,319.38
State aid revenues realized	1,007.00
Delinquent taxes including liens—1956 collections	
	9,793.54
Current taxes—1956 collections..	119,194.43
Emergency borrowings
TOTAL RECEIPTS AND REVENUES REALIZED	\$179,314.35

Tax rate	\$11.12
Local school tax rate	4.54
County tax rate	2.63
Local purpose tax rate	3.95
TAXES	
Local school tax	\$51,484.00
County taxes	29,803.31
Special district taxes
Local purpose levy	\$81,287.31
Total tax levy (tax duplicate) ..	\$126,087.31
Per Capita Total Tax Levy	\$97.44
Current	
1956 taxes levied (total)	\$126,311.38
Collected in 1956	119,194.43
Per cent of levy collected in 1956	94.36
Transferred to liens
Cancelled, abated or adjusted
Outstanding December 31, 1956	\$7,116.95
All Prior Years Outstanding	
Balance January 1, 1956	\$9,973.18
Collected in 1956	9,793.54
Balance December 31, 1956	\$175.12
Tax Title Liens Outstanding	
Balance January 1, 1956	\$332.81
Redeemed by cash
Balance December 31, 1956	\$332.81
Property Acquired by Deed or Foreclosure	
Balance January 1, 1956	\$1,400.00
Sale for cash
Balance December 31, 1956	\$1,400.00

CAPITAL DEBT, DECEMBER 31, 1956	
Gross Debt	
School debt
Self-liquidating debt.
Other capital debt	\$3,100.00
TOTAL GROSS DEBT	\$3,100.00
Per Capita Gross Debt	\$2.40
Deductions for	
School debt
Self-liquidating debt.
Other capital debt
TOTAL DEDUCTIONS
NET DEBT	\$3,100.00
Average Assessed Valuations	
Real Property 1954-1955-1956..	\$1,104,033.00
Per Cent of Net Debt	0.28

CURRENT FINANCES DECEMBER 31, 1956	
Cash	\$59,770.81
Taxes receivable	7,292.07
Tax title liens	332.81
Foreclosed property	1,400.00
Other receivables	28.09
State road aid receivable
Emergencies and deferred charges
TOTAL ASSETS	\$68,823.78
Cash liabilities	\$17,980.38
Reserves for receivables	9,052.97
Surplus revenue	41,790.43
TOTAL LIABILITIES AND SURPLUS	\$68,823.78

CAPITAL OUTLAY—1956	
Beaches and boardwalks
Buildings and equipment
Parks and playgrounds
Sewers
Streets, roads and bridges
Water supply
Other

SOUTH BOUND BROOK BOROUGH—SOMERSET COUNTY

Population Census, 1950—2,905 Land Area 0.9 sq. mi. Net Valuation Taxable \$2,665,986

EXPENDITURES AND REQUIRED PAYMENTS FOR 1956	
General Government	
Administrative and executive	\$14,837.50
Assessment and collection of taxes	7,450.00
Finance Department
Protection to Persons & Property	
Fire	7,620.00
Police	29,350.00
Other
Streets and Roads	
Repairs and maintenance	25,550.00
Street lighting	4,800.00
Sanitation	
Street cleaning
Garbage and ash removal
Sewers	2,780.00
Health and Charities	
Health service	5,300.00
Welfare—public assistance	850.00
Hospitals (aid and maintenance) ..	500.00
Other
Recreation	
Beaches and boardwalks
Parks and playgrounds	3,750.00
Other
Educational	
(Exclusive of school districts)
Unclassified Purposes	
(Including contingent)	950.00
SUB-TOTAL—Municipal functions..	\$103,737.50
Per Capita—Municipal functions	
Capital imp'ts and capital imp't fund	\$51,000.00
Debt Service	
Principal payments .	\$11,545.41
Interest payments ..	1,122.50
Total	12,667.91
Per Capita Debt Service	
	\$4.36
Deferred Charges and Statutory Expenditures	
Emergencies
Other deferred chgs.	\$1,700.00
Total	1,700.00
TOTAL—Municipal expenditures ...	\$123,205.41
Required Payments for Local School, County, and Special District Taxes	
	148,658.68
TOTAL EXPENDITURES AND REQUIRED PAYMENTS	\$271,864.09
Reserve for uncollected taxes	\$21,277.31
GRAND TOTAL—Budget	\$293,141.40
RECEIPTS AND REVENUES REALIZED IN 1956 TO MEET EXPENDITURES AND REQUIRED PAYMENTS	
Surplus revenue appropriated ..	\$34,100.00
Miscellaneous revenues realized.	32,429.75
State aid revenues realized	3,306.00
Delinquent taxes including	
liens—1956 collections	7,746.59
Current taxes—1956 collections..	215,667.47
Emergency borrowings
TOTAL RECEIPTS AND REVENUES REALIZED	\$293,249.81

CAPITAL OUTLAY—1956	
Beaches and boardwalks
Buildings and equipment
Parks and playgrounds
Sewers
Streets, roads and bridges	\$1,178.74
Water supply
Other

Tax rate	\$8.52
Local school tax rate	4.70
County tax rate	0.83
Local purpose tax rate	2.94
TAXES	
Local school tax ...	\$125,188.20
County taxes	23,470.48
Special district taxes
Local purpose levy	\$148,658.68
	78,426.72
Total tax levy (tax duplicate) ..	\$227,085.40
Per Capita Total Tax Levy	
	\$78.17
Current	
1956 taxes levied (total)	\$227,824.54
Collected in 1956	215,667.47
Per cent of levy collected in 1956 ...	94.66
Transferred to liens
Cancelled, abated or adjusted	383.40
Outstanding December 31, 1956 ..	\$11,773.67
All Prior Years Outstanding	
Balance January 1, 1956	\$13,174.36
Collected in 1956	7,531.49
Balance December 31, 1956	\$3,587.21
Tax Title Liens Outstanding	
Balance January 1, 1956	\$7,135.57
Redeemed by cash	215.10
Balance December 31, 1956	\$6,920.47
Property Acquired by Deed or Foreclosure	
Balance January 1, 1956	\$14,435.00
Sale for cash	3,950.00
Balance December 31, 1956	\$8,474.00

CAPITAL DEBT, DECEMBER 31, 1956	
Gross Debt	
School debt	\$255,000.00
Self-liquidating debt
Other capital debt ..	40,655.00
TOTAL GROSS DEBT	\$295,655.00
Per Capita Gross Debt	
	\$101.77
Deductions for	
School debt	\$134,036.00
Self-liquidating debt
Other capital debt ..	1,075.00
TOTAL DEDUCTIONS	135,111.00
NET DEBT	\$160,544.00
Average Assessed Valuations	
Real Property 1954-1955-1956..	\$2,233,931.00
Per Cent of Net Debt	7.18

CURRENT FINANCES DECEMBER 31, 1956	
Cash	\$86,028.81
Taxes receivable	15,360.88
Tax title liens	6,920.47
Foreclosed property	8,474.00
Other receivables	2,217.53
State road aid receivable
Emergencies and deferred charges
TOTAL ASSETS	\$119,001.69
Cash liabilities	\$3,671.90
Reserves for receivables	32,972.88
Surplus revenue	82,356.91
TOTAL LIABILITIES AND SURPLUS	\$119,001.69

SOUTH BRUNSWICK TOWNSHIP—MIDDLESEX COUNTY

Population Census, 1950—4,001

Land Area 41.4 sq. mi.

Net Valuation Taxable \$4,957,135

EXPENDITURES AND REQUIRED PAYMENTS FOR 1956	
General Government	
Administrative and executive	\$15,025.00
Assessment and collection of taxes	12,300.00
Finance Department	1,100.00
Protection to Persons & Property	
Fire	4,600.00
Police	20,050.00
Other
Streets and Roads	
Repairs and maintenance	34,200.00
Street lighting	9,500.00
Sanitation	
Street cleaning
Garbage and ash removal	4,500.00
Sewers
Health and Charities	
Health service	2,300.00
Welfare—public assistance	5,900.00
Hospitals (aid and maintenance) ..	1,300.00
Other	600.00
Recreation	
Benches and boardwalks
Parks and playgrounds	1,700.00
Other
Educational	
(Exclusive of school districts)
Unclassified Purposes	
(Including contingent)	1,500.00
SUB-TOTAL—Municipal functions..	\$114,575.00

Per Capita—Municipal functions	\$28.64
Capital imp'ts and capital imp't fund	\$17,500.00
Debt Service	
Principal payments ..	\$12,000.00
Interest payments ..	2,065.00
Total	14,065.00
Per Capita Debt Service	\$3.52
Deferred Charges and Statutory Expenditures	
Emergencies	\$5,578.00
Other deferred chgs.	10,900.00
Total	16,478.00
TOTAL—Municipal expenditures ...	\$162,618.00

Required Payments for Local School, County, and Special District Taxes	356,461.76
TOTAL EXPENDITURES AND REQUIRED PAYMENTS	\$519,079.76
Reserve for uncollected taxes	\$41,100.00
GRAND TOTAL—Budget	\$560,179.76

RECEIPTS AND REVENUES REALIZED IN 1956 TO MEET EXPENDITURES AND REQUIRED PAYMENTS	
Surplus revenue appropriated ..	\$60,000.00
Miscellaneous revenues realized.	142,365.37
State aid revenues realized	23,368.00
Delinquent taxes including	
liens—1956 collections	22,496.27
Current taxes—1956 collections..	334,977.96
Emergency borrowings
TOTAL RECEIPTS AND REVENUES REALIZED	\$583,207.60

CAPITAL OUTLAY—1956	
Beaches and boardwalks
Buildings and equipment
Parks and playgrounds
Sewers
Streets, roads and bridges	\$61,824.60
Water supply
Other

Tax rate	\$7.20
Local school tax rate	4.97
County tax rate	2.23
Local purpose tax rate
TAXES	
Local school tax ...	\$246,301.00
County taxes	110,160.76
Special district taxes
Local purpose levy	\$356,461.76
Total tax levy (tax duplicate) ..	\$356,461.76
Per Capita Total Tax Levy	\$89.09
Current	
1956 taxes levied (total)	\$358,780.15
Collected in 1956	334,977.96
Per cent of levy col- lected in 1956 ..	93.36
Transferred to liens	24.84
Cancelled, abated or adjusted	766.80
Outstanding December 31, 1956 ..	\$23,010.55
All Prior Years Outstanding	
Balance January 1, 1956	\$22,954.58
Collected in 1956	22,453.81
Balance December 31, 1956	\$189.56

Tax Title Liens Outstanding	
Balance January 1, 1956	\$101.35
Redeemed by cash	42.46
Balance December 31, 1956	\$126.19
Property Acquired by Deed or Foreclosure	
Balance January 1, 1956	\$48,075.40
Sale for cash	20,356.40
Balance December 31, 1956	\$27,719.00

CAPITAL DEBT, DECEMBER 31, 1956	
Gross Debt	
School debt	\$215,000.00
Self-liquidating debt.
Other capital debt ..	115,000.00
TOTAL GROSS DEBT	\$330,000.00
Per Capita Gross Debt	
\$82.48	
Deductions for	
School debt	\$215,000.00
Self-liquidating debt.
Other capital debt
TOTAL DEDUCTIONS	215,000.00
NET DEBT	\$115,000.00

Average Assessed Valuations	
Real Property 1954-1955-1956..	\$4,038,847.00
Per Cent of Net Debt	2.84

CURRENT FINANCES DECEMBER 31, 1956	
Cash	\$150,915.33
Taxes receivable	23,200.11
Tax title liens	126.19
Foreclosed property	27,719.00
Other receivables	426.77
State road aid receivable	2,807.27
Emergencies and deferred charges
TOTAL ASSETS	\$205,194.67
Cash liabilities	\$22,077.21
Reserves for receivables	51,472.07
Surplus revenue	131,645.39
TOTAL LIABILITIES AND SURPLUS	\$205,194.67

SOUTH HACKENSACK TOWNSHIP—BERGEN COUNTY

Population Census, 1950—1,503 Land Area 0.5 sq. mi. Net Valuation Taxable \$4,599,682

EXPENDITURES AND REQUIRED PAYMENTS FOR 1956	
General Government	
Administrative and executive	\$27,765.00
Assessment and collection of taxes	6,975.00
Finance Department
Protection to Persons & Property	
Fire	14,260.00
Police	36,210.00
Other
Streets and Roads	
Repairs and maintenance	29,210.00
Street lighting	2,000.00
Sanitation	
Street cleaning
Garbage and ash removal	3,740.00
Sewers
Health and Charities	
Health service	1,700.00
Welfare—public assistance	400.00
Hospitals (aid and maintenance)
Other	250.00
Recreation	
Beaches and boardwalks
Parks and playgrounds
Other
Educational	
(Exclusive of school districts) ..	2,000.00
Unclassified Purposes	
(Including contingent)	50.00
SUB-TOTAL—Municipal functions..	\$124,560.00
Per Capita—Municipal functions	
Capital imp'ts and capital imp't fund	\$82.87
Debt Service
Principal payments ..	\$7,650.00
Interest payments ..	6,292.50
Total	13,942.50
Per Capita Debt Service	
Deferred Charges and Statutory Expenditures	\$9.28
Emergencies	\$20,000.00
Other deferred chgs.	6,598.00
Total	26,598.00
TOTAL—Municipal expenditures ...	\$185,650.50
Required Payments for Local School, County, and Special District Taxes	
	210,502.62
TOTAL EXPENDITURES AND REQUIRED PAYMENTS	\$396,153.12
Reserve for uncollected taxes	\$5,798.79
GRAND TOTAL—Budget	\$401,951.91
RECEIPTS AND REVENUES REALIZED IN 1956 TO MEET EXPENDITURES AND REQUIRED PAYMENTS	
Surplus revenue appropriated ..	\$34,000.00
Miscellaneous revenues realized ..	59,218.98
State aid revenues realized	5,512.00
Delinquent taxes including liens—1956 collections	3,359.04
Current taxes—1956 collections..	291,739.30
Emergency borrowings
TOTAL RECEIPTS AND REVENUES REALIZED	\$393,829.32
CAPITAL OUTLAY—1956	
Beaches and boardwalks
Buildings and equipment	\$2.89
Parks and playgrounds
Sewers
Streets, roads and bridges	13,941.55
Water supply
Other

Tax rate	\$6.22
Local school tax rate	3.56
County tax rate	1.02
Local purpose tax rate	1.64
TAXES	
Local school tax ...	\$163,555.07
County taxes	46,947.55
Special district taxes
Local purpose levy	\$210,502.62
	75,187.29
Total tax levy (tax duplicate) ..	\$285,689.91
Per Capita Total Tax Levy	\$190.08
Current	
1956 taxes levied (total)	\$298,096.28
Collected in 1956	291,739.30
Per cent of levy collected in 1956 ...	97.86
Transferred to liens	7.78
Cancelled, abated or adjusted	279.90
Outstanding December 31, 1956 ..	\$6,069.30
All Prior Years Outstanding	
Balance January 1, 1956	\$3,726.74
Collected in 1956	3,139.20
Balance December 31, 1956	\$587.54
Tax Title Liens Outstanding	
Balance January 1, 1956	\$454.88
Redeemed by cash	219.84
Balance December 31, 1956	\$242.82
Property Acquired by Deed or Foreclosure	
Balance January 1, 1956	\$4,315.00
Sale for cash	4,140.00
Balance December 31, 1956	\$3,525.00
CAPITAL DEBT, DECEMBER 31, 1956	
Gross Debt	
School debt	\$363,000.00
Self-liquidating debt
Other capital debt ..	317,500.00
TOTAL GROSS DEBT	\$680,500.00
Per Capita Gross Debt	\$452.76
Deductions for	
School debt	\$194,713.00
Self-liquidating debt
Other capital debt
TOTAL DEDUCTIONS	194,713.00
NET DEBT	\$485,787.00
Average Assessed Valuations	
Real Property 1954-1955-1956..	\$3,245,212.00
Per Cent of Net Debt	14.96
CURRENT FINANCES DECEMBER 31, 1956	
Cash	\$43,531.73
Taxes receivable	6,656.84
Tax title liens	242.82
Foreclosed property	3,525.00
Other receivables	950.47
State road aid receivable	5,993.20
Emergencies and deferred charges ..	25,300.00
TOTAL ASSETS	\$86,200.06
Cash liabilities	\$52,056.02
Reserves for receivables	11,375.13
Surplus revenue	22,768.91
TOTAL LIABILITIES AND SURPLUS	\$86,200.06

SOUTH HARRISON TOWNSHIP—GLOUCESTER COUNTY

Population Census, 1950—868

Land Area 15.81 sq. mi.

Net Valuation Taxable \$522,732

EXPENDITURES AND REQUIRED PAYMENTS FOR 1956	
General Government	
Administrative and executive	\$2,200.00
Assessment and collection of taxes ..	1,200.00
Finance Department	150.00
Protection to Persons & Property	
Fire	1,000.00
Police	50.00
Other
Streets and Roads	
Repairs and maintenance	7,516.67
Street lighting	500.00
Sanitation	
Street cleaning
Garbage and ash removal
Sewers
Health and Charities	
Health service	500.00
Welfare—public assistance	500.00
Hospitals (aid and maintenance)
Other
Recreation	
Beaches and boardwalks
Parks and playgrounds
Other
Educational	
(Exclusive of school districts)
Unclassified Purposes	
(Including contingent)	200.00
SUB-TOTAL—Municipal functions..	\$13,816.67
Per Capita—Municipal functions ...	
Capital imp'ts and capital imp't fund	\$15.92
Debt Service	\$9,500.00
Principal payments
Interest payments
Total
Per Capita Debt Service	
Deferred Charges and Statutory Expenditures	
Emergencies
Other deferred chgs.	\$200.00
Total	200.00
TOTAL—Municipal expenditures ...	\$23,516.67
Required Payments for Local School, County, and Special District Taxes	
	35,855.97
TOTAL EXPENDITURES AND REQUIRED PAYMENTS	\$59,372.64
Reserve for uncollected taxes	\$13,679.45
GRAND TOTAL—Budget	\$73,052.09
RECEIPTS AND REVENUES REALIZED IN 1956 TO MEET EXPENDITURES AND REQUIRED PAYMENTS	
Surplus revenue appropriated ..	\$12,226.49
Miscellaneous revenues realized ..	7,088.02
State aid revenues realized	8,785.00
Delinquent taxes including	
liens—1956 collections	10,797.79
Current taxes—1956 collections..	37,855.97
Emergency borrowings
TOTAL RECEIPTS AND REVENUES REALIZED	\$76,753.27
CAPITAL OUTLAY—1956	
Beaches and boardwalks
Buildings and equipment
Parks and playgrounds
Sewers
Streets, roads and bridges	\$1,000.00
Water supply
Other

Tax rate	\$8.86
Local school tax rate	5.60
County tax rate	1.25
Local purpose tax rate	2.01
TAXES	
Local school tax ...	\$29,295.35
County taxes	6,539.63
Special district taxes
Local purpose levy	35,834.98
Total tax levy (tax duplicate) ..	\$46,219.61
Per Capita Total Tax Levy	
	\$53.25
Current	
1956 taxes levied (total)	\$46,315.11
Collected in 1956	37,855.97
Per cent of levy collected in 1956 ...	81.73
Transferred to liens	70.00
Cancelled, abated or adjusted
Outstanding December 31, 1956 ..	\$8,389.14
All Prior Years Outstanding	
Balance January 1, 1956	\$12,356.23
Collected in 1956	10,517.09
Balance December 31, 1956	\$1,725.80
Tax Title Liens Outstanding	
Balance January 1, 1956	\$1,874.00
Redeemed by cash	280.70
Balance December 31, 1956	\$1,663.30
Property Acquired by Deed or Foreclosure	
Balance January 1, 1956
Sale for cash
Balance December 31, 1956
CAPITAL DEBT, DECEMBER 31, 1956	
Gross Debt	
School debt	\$36,000.00
Self-liquidating debt.
Other capital debt
TOTAL GROSS DEBT	\$36,000.00
Per Capita Gross Debt	
	\$41.47
Deductions for	
School debt	\$27,424.00
Self-liquidating debt.
Other capital debt
TOTAL DEDUCTIONS	27,424.00
NET DEBT	\$8,576.00
Average Assessed Valuations	
Real Property 1954-1955-1956..	\$457,062.00
Per Cent of Net Debt	1.87
CURRENT FINANCES DECEMBER 31, 1956	
Cash	\$41,222.99
Taxes receivable	10,114.94
Tax title liens	1,663.30
Foreclosed property
Other receivables	134.94
State road aid receivable	8,785.00
Emergencies and deferred charges
TOTAL ASSETS	\$61,921.17
Cash liabilities	\$1,722.89
Reserves for receivables	11,913.18
Surplus revenue	48,285.10
TOTAL LIABILITIES AND SURPLUS	\$61,921.17

SOUTH ORANGE VILLAGE—ESSEX COUNTY

Population Census, 1950—15,230

Land Area 2.7 sq. mi.

Net Valuation Taxable \$39,639,896

EXPENDITURES AND REQUIRED PAYMENTS FOR 1956

General Government	
Administrative and executive	\$100,296.00
Assessment and collection of taxes	37,569.00
Finance Department	16,348.00
Protection to Persons & Property	
Fire	187,594.50
Police	290,776.00
Other
Streets and Roads	
Repairs and maintenance	119,808.11
Street lighting	39,200.00
Sanitation	
Street cleaning
Garbage and ash removal	1,000.00
Sewers	30,116.00
Health and Charities	
Health service	26,455.00
Welfare—public assistance	8,562.00
Hospitals (aid and maintenance) ..	11,600.00
Other
Recreation	
Beaches and boardwalks
Parks and playgrounds	71,685.00
Other
Educational	
(Exclusive of school districts) ..	54,573.00
Unclassified Purposes	
(Including contingent)	20,600.00
SUB-TOTAL—Municipal functions..	\$1,016,182.61

Per Capita—Municipal functions	
Capital imp'ts and capital imp't fund	\$27,000.00
Debt Service	
Principal payments ..	\$66,000.00
Interest payments ..	18,741.75
Total	84,741.75
Per Capita Debt Service	
Deferred Charges and Statutory Expenditures	\$5.56
Emergencies	\$6,500.00
Other deferred chgs.	95,162.00
Total	101,662.00
TOTAL—Municipal expenditures ..	\$1,229,586.36

Required Payments for Local School, County, and Special District Taxes	
	1,975,669.23

TOTAL EXPENDITURES AND REQUIRED PAYMENTS	\$3,205,255.59
---	-----------------------

Reserve for uncollected taxes	\$141,095.77
GRAND TOTAL—Budget	\$3,346,351.36

RECEIPTS AND REVENUES REALIZED IN 1956 TO MEET EXPENDITURES AND REQUIRED PAYMENTS

Surplus revenue appropriated ..	\$200,000.00
Miscellaneous revenues realized.	320,339.28
State aid revenues realized	10,072.00
Delinquent taxes including	
liens—1956 collections	63,653.66
Current taxes—1956 collections..	2,747,936.56
Emergency borrowings
TOTAL RECEIPTS AND REVENUES REALIZED	\$3,342,001.50

CAPITAL OUTLAY—1956

Beaches and boardwalks
Buildings and equipment
Parks and playgrounds	\$3,500.00
Sewers	1,965.33
Streets, roads and bridges	47,341.34
Water supply	88,906.19
Other	8,523.72

Tax rate	\$7.09
Local school tax rate	3.27
County tax rate	1.71
Local purpose tax rate	2.11

TAXES

Local school tax ...	\$1,296,448.51
County taxes	679,220.72
Special district taxes
Local purpose levy	\$1,975,669.23
Total tax levy (tax duplicate) ..	\$2,812,129.36

Per Capita Total Tax Levy	\$184.64
--	-----------------

Current

1956 taxes levied (total)	\$2,822,006.30
Collected in 1956	2,747,936.56
Per cent of levy collected in 1956 ...	97.37
Transferred to liens
Cancelled, abated or adjusted	2,108.09
Outstanding December 31, 1956 ..	\$71,961.65

All Prior Years Outstanding

Balance January 1, 1956	\$67,522.69
Collected in 1956	63,289.66
Balance December 31, 1956	\$3,693.66

Tax Title Liens Outstanding

Balance January 1, 1956	\$364.00
Redeemed by cash	364.00
Balance December 31, 1956

Property Acquired by Deed or Foreclosure

Balance January 1, 1956	\$7,400.00
Sale for cash
Balance December 31, 1956	\$7,400.00

CAPITAL DEBT, DECEMBER 31, 1956

Gross Debt	
School debt	\$3,126,015.00
Self-liquidating debt.	1,110,000.00
Other capital debt ..	742,800.00
TOTAL GROSS DEBT	\$4,978,815.00
Per Capita Gross Debt	\$326.91

Deductions for

School debt	\$2,900,579.00
Self-liquidating debt.	1,110,000.00
Other capital debt
TOTAL DEDUCTIONS	4,010,579.00
NET DEBT	\$968,236.00

Average Assessed Valuations

Real Property 1954-1955-1956 ..	\$36,257,239.00
Per Cent of Net Debt	2.67

CURRENT FINANCES DECEMBER 31, 1956

Cash	\$688,912.33
Taxes receivable	75,655.31
Tax title liens
Foreclosed property	7,400.00
Other receivables
State road aid receivable	33,925.16
Emergencies and deferred charges ..	7,000.00
TOTAL ASSETS	\$812,892.80

Cash liabilities	\$115,563.76
Reserves for receivables	83,055.31
Surplus revenue	614,273.73
TOTAL LIABILITIES AND SURPLUS	\$812,892.80

SOUTH PLAINFIELD BOROUGH—MIDDLESEX COUNTY

Population Census, 1950—8,008

Land Area 8.2 sq. mi.

Net Valuation Taxable \$33,258,228

EXPENDITURES AND RE-REQUIRED PAYMENTS FOR 1956	
General Government	
Administrative and executive	\$43,019.92
Assessment and collection of taxes	44,369.87
Finance Department
Protection to Persons & Property	
Fire	44,352.00
Police	136,900.00
Other
Streets and Roads	
Repairs and maintenance	159,359.14
Street lighting	17,226.34
Sanitation	
Street cleaning
Garbage and ash removal
Sewers
Health and Charities	
Health service	14,740.00
Welfare—public assistance	6,050.00
Hospitals (aid and maintenance)	5,000.00
Other
Recreation	
Beaches and boardwalks
Parks and playgrounds	14,758.00
Other
Educational (Exclusive of school districts) ..	
.....	11,230.00
Unclassified Purposes (Including contingent)	
.....	9,350.00
SUB-TOTAL—Municipal functions..	\$506,355.27
Per Capita—Municipal functions	\$63.23
Capital imp'ts and capital imp't fund	\$16,700.00
Debt Service	
Principal payments	\$28,000.00
Interest payments	12,273.00
Total	40,273.00
Per Capita Debt Service	\$5.03
Deferred Charges and Statutory Expenditures	
Emergencies
Other deferred chgs.	\$17,615.49
Total	17,615.49
TOTAL—Municipal expenditures . . .	\$580,943.76
Required Payments for Local School, County, and Special District Taxes	
.....	1,244,966.19
TOTAL EXPENDITURES AND RE-REQUIRED PAYMENTS	\$1,825,909.95
Reserve for uncollected taxes	\$84,277.29
GRAND TOTAL—Budget	\$1,910,187.24
RECEIPTS AND REVENUES REALIZED IN 1956 TO MEET EXPENDITURES AND RE-REQUIRED PAYMENTS	
Surplus revenue appropriated	\$285,000.00
Miscellaneous revenues realized.	190,052.65
State aid revenues realized	12,119.00
Delinquent taxes including	
liens—1956 collections	43,033.98
Current taxes—1956 collections.. . . .	1,343,634.79
Emergency borrowings
TOTAL RECEIPTS AND REVENUES REALIZED	\$1,873,840.42
CAPITAL OUTLAY—1956	
Beaches and boardwalks
Buildings and equipment	\$35,945.46
Parks and playgrounds
Sewers
Streets, roads and bridges
Water supply
Other

Tax rate	\$4.21
Local school tax rate	2.93
County tax rate	0.82
Local purpose tax rate	0.46
TAXES	
Local school tax ...	\$972,888.76
County taxes	272,077.43
Special district taxes
Local purpose levy	\$1,244,966.19
.....	155,902.05
Total tax levy (tax duplicate) ..	\$1,400,868.24
Per Capita Total Tax Levy	\$174.93
Current	
1956 taxes levied (total)	\$1,442,404.84
Collected in 1956	1,343,634.79
Per cent of levy collected in 1956	93.15
Transferred to liens	10,000.00
Cancelled, abated or adjusted	2,432.32
Outstanding December 31, 1956 ..	\$86,337.73
All Prior Years Outstanding	
Balance January 1, 1956	\$69,736.34
Collected in 1956	40,888.41
Balance December 31, 1956	\$28,847.93
Tax Title Liens Outstanding	
Balance January 1, 1956	\$116,926.84
Redeemed by cash	2,145.57
Balance December 31, 1956	\$104,506.28
Property Acquired by Deed or Foreclosure	
Balance January 1, 1956	\$121,434.81
Sale for cash	74,157.50
Balance December 31, 1956	\$176,609.81

CAPITAL DEBT, DECEMBER 31, 1956	
Gross Debt	
School debt	\$2,349,000.00
Self-liquidating debt.
Other capital debt	328,675.00
TOTAL GROSS DEBT	\$2,677,675.00
Per Capita Gross Debt	
.....	\$334.38
Deductions for	
School debt	\$1,233,720.00
Self-liquidating debt.
Other capital debt
TOTAL DEDUCTIONS	1,233,720.00
NET DEBT	\$1,443,955.00
Average Assessed Valuations	
Real Property 1954-1955-1956.. . . .	\$15,421,499.00
Per Cent of Net Debt	9.36

CURRENT FINANCES DECEMBER 31, 1956	
Cash	\$284,679.90
Taxes receivable	115,185.66
Tax title liens	104,506.28
Foreclosed property	176,609.81
Other receivables	22,938.44
State road aid receivable	7,390.02
Emergencies and deferred charges
TOTAL ASSETS	\$711,310.11
Cash liabilities	\$83,730.35
Reserves for receivables	419,240.19
Surplus revenue	208,339.57
TOTAL LIABILITIES AND SURPLUS	\$711,310.11

SOUTH RIVER BOROUGH—MIDDLESEX COUNTY

Population Census, 1950—11,308 Land Area 2.8 sq. mi. Net Valuation Taxable \$8,084,552

EXPENDITURES AND RE-REQUIRED PAYMENTS FOR 1956	
General Government	
Administrative and executive	\$42,658.50
Assessment and collection of taxes	14,900.00
Finance Department
Protection to Persons & Property	
Fire	16,600.00
Police	126,250.00
Other
Streets and Roads	
Repairs and maintenance	75,429.00
Street lighting	12,700.00
Sanitation	
Street cleaning	5,410.00
Garbage and ash removal	33,900.00
Sewers	57,000.00
Health and Charities	
Health service	12,862.50
Welfare—public assistance	1,755.00
Hospitals (aid and maintenance)
Other
Recreation	
Beaches and boardwalks
Parks and playgrounds	3,000.00
Other	9,722.00
Educational	
(Exclusive of school districts)	3,800.00
Unclassified Purposes	
(Including contingent)	7,500.00
SUB-TOTAL—Municipal functions..	\$423,487.00
Per Capita—Municipal functions	
Capital imp'ts and capital imp't fund	\$10,000.00
Debt Service	
Principal payments	\$50,000.00
Interest payments	6,283.50
Total	56,283.50
Per Capita Debt Service	
Deferred Charges and Statutory Expenditures	\$4.08
Emergencies
Other deferred chgs.	\$22,950.93
Total	22,950.93
TOTAL—Municipal expenditures . . .	\$512,721.43
Required Payments for Local School, County, and Special District Taxes	
	576,021.86
TOTAL EXPENDITURES AND REQUIRED PAYMENTS	\$1,088,743.29
Reserve for uncollected taxes	\$79,138.89
GRAND TOTAL—Budget	\$1,167,882.18
RECEIPTS AND REVENUES REALIZED IN 1956 TO MEET EXPENDITURES AND RE-REQUIRED PAYMENTS	
Surplus revenue appropriated	\$108,000.00
Miscellaneous revenues realized	237,779.07
State aid revenues realized	6,853.00
Delinquent taxes including	
liens—1956 collections	46,086.06
Current taxes—1956 collections..	756,179.21
Emergency borrowings
TOTAL RECEIPTS AND REVENUES REALIZED	\$1,154,897.34
CAPITAL OUTLAY—1956	
Beaches and boardwalks
Buildings and equipment	\$21,486.75
Parks and playgrounds
Sewers
Streets, roads and bridges	144,573.79
Water supply
Other	4,591.79

Tax rate	\$9.61
Local school tax rate	4.71
County tax rate	2.42
Local purpose tax rate	2.48
TAXES	
Local school tax	\$380,690.85
County taxes	195,331.01
Special district taxes
Local purpose levy	\$576,021.86
Total tax levy (tax duplicate)	\$782,159.71
Per Capita Total Tax Levy	
	\$69.17
Current	
1956 taxes levied (total)	\$795,473.74
Collected in 1956	756,179.21
Per cent of levy collected in 1956	95.06
Transferred to liens	398.82
Cancelled, abated or adjusted	2,929.57
Outstanding December 31, 1956	\$35,966.14
All Prior Years Outstanding	
Balance January 1, 1956	\$66,362.21
Collected in 1956	44,982.12
Balance December 31, 1956	\$21,452.32
Tax Title Liens Outstanding	
Balance January 1, 1956	\$4,211.47
Redeemed by cash	1,103.94
Balance December 31, 1956	\$3,506.35
Property Acquired by Deed or Foreclosure	
Balance January 1, 1956	\$32,365.19
Sale for cash	2,900.00
Balance December 31, 1956	\$31,379.52
CAPITAL DEBT, DECEMBER 31, 1956	
Gross Debt	
School debt	\$118,000.00
Self-liquidating debt.	630,000.00
Other capital debt	402,625.00
TOTAL GROSS DEBT	\$1,150,625.00
Per Capita Gross Debt	
	\$101.75
Deductions for	
School debt	\$118,000.00
Self-liquidating debt.	630,000.00
Other capital debt	16,000.00
TOTAL DEDUCTIONS	764,000.00
NET DEBT	\$386,625.00
Average Assessed Valuations	
Real Property 1954-1955-1956..	\$7,105,629.00
Per Cent of Net Debt	5.44
CURRENT FINANCES DECEMBER 31, 1956	
Cash	\$88,389.94
Taxes receivable	57,418.46
Tax title liens	3,506.35
Foreclosed property	31,379.52
Other receivables	64.09
State road aid receivable	6,853.00
Emergencies and deferred charges	6,000.00
TOTAL ASSETS	\$193,611.36
Cash liabilities	\$18,704.92
Reserves for receivables	92,368.42
Surplus revenue	82,538.02
TOTAL LIABILITIES AND SURPLUS	\$193,611.36

SOUTH TOMS RIVER BOROUGH—OCEAN COUNTY

Population Census, 1950—492

Land Area 1.4 sq. mi.

Net Valuation Taxable \$446,053

EXPENDITURES AND REQUIRED PAYMENTS FOR 1956

General Government	
Administrative and executive	\$7,800.00
Assessment and collection of taxes	1,280.00
Finance Department
Protection to Persons & Property	
Fire	1,290.00
Police	1,050.00
Other
Streets and Roads	
Repairs and maintenance	955.00
Street lighting	1,600.00
Sanitation	
Street cleaning
Garbage and ash removal	950.00
Sewers
Health and Charities	
Health service	50.00
Welfare—public assistance	835.00
Hospitals (aid and maintenance)
Other	50.00
Recreation	
Beaches and boardwalks
Parks and playgrounds
Other
Educational	
(Exclusive of school districts)
Unclassified Purposes	
(Including contingent)	150.00
SUB-TOTAL—Municipal functions..	\$16,010.00

Per Capita—Municipal functions	
Capital imp'ts and capital imp't fund	\$32.54
Debt Service	\$1,000.00
Principal payments
Interest payments
Total
Per Capita Debt Service	
Deferred Charges and Statutory Expenditures	
Emergencies
Other deferred chgs.	\$200.00
Total	200.00

TOTAL—Municipal expenditures ... \$17,210.00
Required Payments for Local School, County, and Special District Taxes 28,388.99

TOTAL EXPENDITURES AND REQUIRED PAYMENTS \$45,598.99

Reserve for uncollected taxes \$6,863.00

GRAND TOTAL—Budget \$52,461.99

RECEIPTS AND REVENUES REALIZED IN 1956 TO MEET EXPENDITURES AND REQUIRED PAYMENTS

Surplus revenue appropriated ..	\$8,000.00
Miscellaneous revenues realized.	13,319.42
State aid revenues realized	958.00
Delinquent taxes including	
liens—1956 collections	1,195.70
Current taxes—1956 collections..	27,339.93
Emergency borrowings

TOTAL RECEIPTS AND REVENUES REALIZED \$50,813.05

CAPITAL OUTLAY—1956

Beaches and boardwalks
Buildings and equipment
Parks and playgrounds
Sewers
Streets, roads and bridges
Water supply
Other

Tax rate	\$6.94
Local school tax rate	4.40
County tax rate	1.97
Local purpose tax rate	0.57

TAXES

Local school tax ...	\$19,616.27	
County taxes	8,772.72	
Special district taxes	
Local purpose levy	2,550.00	\$28,388.99
Total tax levy (tax duplicate) ..	\$30,938.99	
Per Capita Total Tax Levy		
	\$62.88	

Current

1956 taxes levied (total)	\$30,987.76
Collected in 1956	27,339.93
Per cent of levy collected in 1956 ..	88.22
Transferred to liens	93.69
Cancelled, abated or adjusted	757.01
Outstanding December 31, 1956 ..	\$2,797.13

All Prior Years Outstanding

Balance January 1, 1956	\$2,958.90
Collected in 1956	1,195.70
Balance December 31, 1956	\$1,763.20

Tax Title Liens Outstanding

Balance January 1, 1956	\$2,858.60
Redeemed by cash
Balance December 31, 1956

Property Acquired by Deed or Foreclosure

Balance January 1, 1956	\$50.00
Sale for cash
Balance December 31, 1956	\$1,700.00

CAPITAL DEBT, DECEMBER 31, 1956

Gross Debt	
School debt	\$43,186.00
Self-liquidating debt
Other capital debt
TOTAL GROSS DEBT	\$43,186.00

Per Capita Gross Debt \$87.78

Deductions for

School debt	\$27,056.00
Self-liquidating debt
Other capital debt
TOTAL DEDUCTIONS	27,056.00

NET DEBT \$16,130.00

Average Assessed Valuations
Real Property 1954-1955-1956.. \$338,205.00

Per Cent of Net Debt 4.76

CURRENT FINANCES DECEMBER 31, 1956

Cash	\$32,518.85
Taxes receivable	4,560.33
Tax title liens
Foreclosed property	1,700.00
Other receivables	1,361.14
State road aid receivable
Emergencies and deferred charges
TOTAL ASSETS	\$40,140.32

Cash liabilities	\$11,390.07
Reserves for receivables	7,621.47
Surplus revenue	21,128.78

TOTAL LIABILITIES AND SURPLUS \$40,140.32

SPARTA TOWNSHIP—SUSSEX COUNTY

Population Census, 1950—3,021 Land Area 38.8 sq. mi. Net Valuation Taxable \$5,253,816

EXPENDITURES AND RE-REQUIRED PAYMENTS FOR 1956	
General Government	
Administrative and executive . . .	\$37,009.65
Assessment and collection of taxes	14,806.35
Finance Department	3,900.00
Protection to Persons & Property	
Fire	11,100.00
Police	52,602.00
Other
Streets and Roads	
Repairs and maintenance	52,150.00
Street lighting	200.00
Sanitation	
Street cleaning
Garbage and ash removal
Sewers	4,500.00
Health and Charities	
Health service	2,505.00
Welfare—public assistance	2,060.00
Hospitals (aid and maintenance)	1,000.00
Other	1,000.00
Recreation	
Beaches and boardwalks
Parks and playgrounds	2,500.00
Other
Educational	
(Exclusive of school districts)	1,100.00
Unclassified Purposes	
(Including contingent)	1,300.00
SUB-TOTAL—Municipal functions..	\$187,733.00

Tax rate	\$13.48
Local school tax rate	6.77
County tax rate	3.13
Local purpose tax rate	3.58
TAXES	
Local school tax	\$355,870.22
County taxes	164,233.67
Special district taxes	9,975.00
Local purpose levy	\$530,078.89
	188,125.00
Total tax levy (tax duplicate) ..	\$718,203.89
Per Capita Total Tax Levy	\$237.74
Current	
1956 taxes levied (total)	\$728,443.95
Collected in 1956	652,476.67
Per cent of levy collected in 1956	89.57
Transferred to liens
Cancelled, abated or adjusted	705.55
Outstanding December 31, 1956 ..	\$75,261.73

Per Capita—Municipal functions	\$62.14
Capital imp'ts and capital imp't fund	\$63,277.78
Debt Service	
Principal payments
Interest payments
Total
Per Capita Debt Service	
Deferred Charges and Statutory Expenditures	
Emergencies	\$1,950.00
Other deferred chgs.	9,563.00
Total	11,513.00

All Prior Years Outstanding	
Balance January 1, 1956	\$38,980.92
Collected in 1956	38,268.56
Balance December 31, 1956	\$647.47
Tax Title Liens Outstanding	
Balance January 1, 1956	\$9,199.28
Redeemed by cash	153.35
Balance December 31, 1956	\$7,411.39

Property Acquired by Deed or Foreclosure	
Balance January 1, 1956	\$7,210.00
Sale for cash
Balance December 31, 1956	\$7,210.00

CAPITAL DEBT, DECEMBER 31, 1956

Gross Debt	
School debt	\$604,000.00
Self-liquidating debt.
Other capital debt	100,000.00

TOTAL GROSS DEBT	\$704,000.00
Per Capita Gross Debt	\$233.04

Deductions for	
School debt	\$295,945.00
Self-liquidating debt.
Other capital debt
TOTAL DEDUCTIONS	295,945.00

NET DEBT	\$408,055.00
---------------------------	---------------------

Average Assessed Valuations	
Real Property 1954-1955-1956..	\$4,932,412.00
Per Cent of Net Debt	8.27

CURRENT FINANCES DECEMBER 31, 1956

Cash	\$131,435.55
Taxes receivable	75,909.20
Tax title liens	7,411.39
Foreclosed property	7,210.00
Other receivables	21,156.82
State road aid receivable	44,645.72
Emergencies and deferred charges	40,000.00
TOTAL ASSETS	\$327,768.68
Cash liabilities	\$128,577.27
Reserves for receivables	111,687.41
Surplus revenue	87,504.00
TOTAL LIABILITIES AND SURPLUS	\$327,768.68

TOTAL—Municipal expenditures \$262,523.78

Required Payments for Local School, County, and Special District Taxes 530,078.89

TOTAL EXPENDITURES AND REQUIRED PAYMENTS \$792,602.67

Reserve for uncollected taxes \$74,564.22

GRAND TOTAL—Budget \$867,166.89

RECEIPTS AND REVENUES REALIZED IN 1956 TO MEET EXPENDITURES AND REQUIRED PAYMENTS

Surplus revenue appropriated	\$25,000.00
Miscellaneous revenues realized.	56,683.36
State aid revenues realized	15,563.00
Delinquent taxes including	
liens—1956 collections	38,423.91
Current taxes—1956 collections..	652,476.67
Emergency borrowings
TOTAL RECEIPTS AND REVENUES REALIZED	\$788,146.94

CAPITAL OUTLAY—1956

Beaches and boardwalks
Buildings and equipment
Parks and playgrounds
Sewers
Streets, roads and bridges	\$5,980.92
Water supply	50,940.89
Other

SPOTSWOOD BOROUGH—MIDDLESEX COUNTY

Population Census, 1950—2,325

Land Area 2.3 sq. mi.

Net Valuation Taxable \$2,314,587

EXPENDITURES AND REQUIRED PAYMENTS FOR 1956	
General Government	
Administrative and executive	\$15,070.00
Assessment and collection of taxes	5,550.00
Finance Department	2,000.00
Protection to Persons & Property	
Fire	3,500.00
Police	15,000.00
Other
Streets and Roads	
Repairs and maintenance	14,630.00
Street lighting	5,500.00
Sanitation	
Street cleaning
Garbage and ash removal	9,800.00
Sewers
Health and Charities	
Health service	420.00
Welfare—public assistance	1,520.00
Hospitals (aid and maintenance)
Other
Recreation	
Beaches and boardwalks
Parks and playgrounds	520.00
Other
Educational	
(Exclusive of school districts)
Unclassified Purposes	
(Including contingent)	500.00
SUB-TOTAL—Municipal functions..	\$74,010.00

Per Capita—Municipal functions	\$31.83
Capital imp'ts and capital imp't fund	\$13,500.00
Debt Service	
Principal payments
Interest payments
Total
Per Capita Debt Service	
Deferred Charges and Statutory Expenditures	
Emergencies	\$2,000.00
Other deferred chgs.	6,600.00
Total	8,600.00
TOTAL—Municipal expenditures ...	\$96,110.00

Required Payments for Local School, County, and Special District Taxes	186,469.28
---	-------------------

TOTAL EXPENDITURES AND REQUIRED PAYMENTS	\$282,579.28
Reserve for uncollected taxes	\$33,769.27
GRAND TOTAL—Budget	\$316,348.55

RECEIPTS AND REVENUES REALIZED IN 1956 TO MEET EXPENDITURES AND REQUIRED PAYMENTS	
Surplus revenue appropriated ..	\$33,500.00
Miscellaneous revenues realized ..	32,762.85
State aid revenues realized	9,200.00
Delinquent taxes including	
liens—1956 collections	24,364.63
Current taxes—1956 collections..	237,319.17
Emergency borrowings
TOTAL RECEIPTS AND REVENUES REALIZED	\$337,146.65

CAPITAL OUTLAY—1956	
Beaches and boardwalks
Buildings and equipment
Parks and playgrounds
Sewers
Streets, roads and bridges
Water supply	\$34,980.12
Other

Tax rate	\$10.45
Local school tax rate	5.83
County tax rate	2.23
Local purpose tax rate	2.39

TAXES	
Local school tax ...	\$134,857.57
County taxes	51,611.71
Special district taxes
Local purpose levy	\$186,469.28
.....	55,429.27
Total tax levy (tax duplicate) ..	\$241,898.55

Per Capita Total Tax Levy	\$104.04
Current	
1956 taxes levied (total)	\$264,866.08
Collected in 1956	237,319.17
Per cent of levy collected in 1956 ...	89.59
Transferred to liens	1,155.95
Cancelled, abated or adjusted	92.41
Outstanding December 31, 1956 ..	\$26,298.55

All Prior Years Outstanding	
Balance January 1, 1956	\$24,689.41
Collected in 1956	21,690.96
Balance December 31, 1956	\$2,133.75

Tax Title Liens Outstanding	
Balance January 1, 1956	\$20,486.03
Redeemed by cash	2,673.67
Balance December 31, 1956	\$27,543.94

Property Acquired by Deed or Foreclosure	
Balance January 1, 1956	\$419.17
Sale for cash
Balance December 31, 1956	\$419.17

CAPITAL DEBT, DECEMBER 31, 1956

Gross Debt	
School debt	\$564,000.00
Self-liquidating debt.	226,500.00
Other capital debt
TOTAL GROSS DEBT	\$790,500.00
Per Capita Gross Debt	\$340.00

Deductions for	
School debt	\$116,337.00
Self-liquidating debt.	226,500.00
Other capital debt
TOTAL DEDUCTIONS	342,837.00
NET DEBT	\$447,663.00

Average Assessed Valuations	
Real Property 1954-1955-1956..	\$1,938,952.00
Per Cent of Net Debt	23.08

CURRENT FINANCES DECEMBER 31, 1956

Cash	\$120,026.17
Taxes receivable	28,432.30
Tax title liens	27,543.94
Foreclosed property	419.17
Other receivables	6,029.20
State road aid receivable	6,959.03
Emergencies and deferred charges
TOTAL ASSETS	\$189,409.81

Cash liabilities	\$44,482.21
Reserves for receivables	62,424.61
Surplus revenue	82,502.99
TOTAL LIABILITIES AND SURPLUS	\$189,409.81

SPRINGFIELD TOWNSHIP—BURLINGTON COUNTY

Population Census, 1950—1,562 Land Area 29.47 sq. mi. Net Valuation Taxable \$1,282,736

EXPENDITURES AND RE-REQUIRED PAYMENTS FOR 1956	
General Government	
Administrative and executive	\$7,091.43
Assessment and collection of taxes	1,623.20
Finance Department	550.00
Protection to Persons & Property	
Fire	4,522.03
Police	2,471.20
Other
Streets and Roads	
Repairs and maintenance	28,934.93
Street lighting	1,350.97
Sanitation	
Street cleaning
Garbage and ash removal
Sewers
Health and Charities	
Health service	154.88
Welfare—public assistance	691.40
Hospitals (aid and maintenance)
Other
Recreation	
Beaches and boardwalks
Parks and playgrounds
Other
Educational (Exclusive of school districts) ..	
.....
Unclassified Purposes (Including contingent)	
.....	50.00
SUB-TOTAL—Municipal functions..	\$47,440.04
Per Capita—Municipal functions	
.....	\$30.37
Capital imp'ts and capital imp't fund	\$5,329.57
Debt Service	
Principal payments
Interest payments ..	\$749.00
Total	749.00
Per Capita Debt Service	
.....	\$0.48
Deferred Charges and Statutory Expenditures	
Emergencies
Other deferred chgs. ..	\$6,076.33
Total	6,076.33
TOTAL—Municipal expenditures ...	\$59,594.94
Required Payments for Local School, County, and Special District Taxes	
.....	105,851.22
TOTAL EXPENDITURES AND REQUIRED PAYMENTS	\$165,446.16
Reserve for uncollected taxes	\$23,156.67
GRAND TOTAL—Budget	\$188,602.83
RECEIPTS AND REVENUES REALIZED IN 1956 TO MEET EXPENDITURES AND RE-REQUIRED PAYMENTS	
Surplus revenue appropriated ..	\$20,000.00
Miscellaneous revenues realized ..	29,811.28
State aid revenues realized	8,577.00
Delinquent taxes including
liens—1956 collections	21,837.12
Current taxes—1956 collections..	100,344.39
Emergency borrowings
TOTAL RECEIPTS AND REVENUES REALIZED	\$180,569.79
CAPITAL OUTLAY—1956	
Beaches and boardwalks
Buildings and equipment
Parks and playgrounds
Sewers
Streets, roads and bridges
Water supply
Other

Tax rate	\$9.40
Local school tax rate	5.21
County tax rate	3.04
Local purpose tax rate	1.15
TAXES	
Local school tax ..	\$66,806.00
County taxes	39,045.22
Special district taxes
Local purpose levy	\$105,851.22
.....	14,400.00
Total tax levy (tax duplicate) ..	<u>\$120,251.22</u>
Per Capita Total Tax Levy	\$76.99
Current	
1956 taxes levied (total)	\$120,897.56
Collected in 1956	100,344.39
Per cent of levy collected in 1956 ...	82.99
Transferred to liens
Cancelled, abated or adjusted	2,979.80
Outstanding December 31, 1956 ..	<u>\$17,573.37</u>
All Prior Years Outstanding	
Balance January 1, 1956	\$23,263.78
Collected in 1956	21,837.12
Balance December 31, 1956	<u>\$1,426.76</u>
Tax Title Liens Outstanding	
Balance January 1, 1956	\$355.20
Redeemed by cash
Balance December 31, 1956	<u>\$355.20</u>
Property Acquired by Deed or Foreclosure	
Balance January 1, 1956
Sale for cash
Balance December 31, 1956	<u>.....</u>
CAPITAL DEBT, DECEMBER 31, 1956	
Gross Debt	
School debt
Self-liquidating debt.
Other capital debt ..	\$45.00
TOTAL GROSS DEBT	\$45.00
Per Capita Gross Debt	\$0.03
Deductions for	
School debt
Self-liquidating debt.
Other capital debt
TOTAL DEDUCTIONS
NET DEBT	\$45.00
Average Assessed Valuations	
Real Property 1954-1955-1956 ..	\$1,013,144.00
Per Cent of Net Debt	0.01
CURRENT FINANCES DECEMBER 31, 1956	
Cash	\$56,945.71
Taxes receivable	19,000.13
Tax title liens	355.20
Foreclosed property
Other receivables	17.00
State road aid receivable	3,600.00
Emergencies and deferred charges ..	7,879.31
TOTAL ASSETS	\$87,797.35
Cash liabilities	\$9,186.03
Reserves for receivables	19,372.33
Surplus revenue	59,238.99
TOTAL LIABILITIES AND SURPLUS	\$87,797.35

SPRINGFIELD TOWNSHIP—UNION COUNTY

Population Census, 1950—7,214

Land Area 5.2 sq. mi.

Net Valuation Taxable \$16,146,866

EXPENDITURES AND REQUIRED PAYMENTS FOR 1956

General Government	
Administrative and executive	\$60,175.00
Assessment and collection of taxes	15,600.00
Finance Department	2,270.00
Protection to Persons & Property	
Fire	79,646.00
Police	197,515.00
Other
Streets and Roads	
Repairs and maintenance	58,960.00
Street lighting	14,975.00
Sanitation	
Street cleaning
Garbage and ash removal	54,200.00
Sewers	39,680.00
Health and Charities	
Health service	14,400.00
Welfare—public assistance	2,800.00
Hospitals (aid and maintenance) ..	700.00
Other	4,025.00
Recreation	
Beaches and boardwalks
Parks and playgrounds	19,745.00
Other
Educational	
(Exclusive of school districts) ..	32,250.00
Unclassified Purposes	
(Including contingent)	18,300.00
SUB-TOTAL—Municipal functions..	\$615,241.00

Per Capita—Municipal functions	\$85.28
Capital imp'ts and capital imp't fund	\$50,000.00
Debt Service	
Principal payments ..	\$42,100.00
Interest payments ..	500.00
Total	42,600.00
Per Capita Debt Service	\$5.91
Deferred Charges and Statutory Expenditures	
Emergencies	\$1,850.00
Other deferred chgs.	28,709.00
Total	30,559.00
TOTAL—Municipal expenditures ...	\$738,400.00

Required Payments for Local School, County, and Special District Taxes	1,027,396.53
TOTAL EXPENDITURES AND REQUIRED PAYMENTS	\$1,765,796.53
Reserve for uncollected taxes	\$138,590.39
GRAND TOTAL—Budget	\$1,904,386.92

RECEIPTS AND REVENUES REALIZED IN 1956 TO MEET EXPENDITURES AND REQUIRED PAYMENTS	
Surplus revenue appropriated ..	\$175,000.00
Miscellaneous revenues realized ..	164,335.65
State aid revenues realized	9,926.35
Delinquent taxes including	
liens—1956 collections	40,364.53
Current taxes—1956 collections..	1,554,753.20
Emergency borrowings
TOTAL RECEIPTS AND REVENUES REALIZED	\$1,944,379.73

CAPITAL OUTLAY—1956

Beaches and boardwalks
Buildings and equipment	\$107,169.37
Parks and playgrounds
Sewers	10,475.94
Streets, roads and bridges	28,316.76
Water supply
Other

Tax rate	\$9.77
Local school tax rate	5.07
County tax rate	1.29
Local purpose tax rate	3.41

TAXES

Local school tax ...	\$818,456.50
County taxes	208,940.03
Special district taxes
Local purpose levy	\$1,027,396.53
Total tax levy (tax duplicate) ..	\$1,577,865.92
Per Capita Total Tax Levy	\$218.72

Current	
1956 taxes levied (total)	\$1,604,952.30
Collected in 1956	1,554,753.20
Per cent of levy collected in 1956 ...	96.87
Transferred to liens	24.43
Cancelled, abated or adjusted	5,094.56
Outstanding December 31, 1956 ..	\$45,080.11

All Prior Years Outstanding	
Balance January 1, 1956	\$59,387.78
Collected in 1956	40,364.53
Balance December 31, 1956	\$17,023.23

Tax Title Liens Outstanding	
Balance January 1, 1956	\$249.16
Redeemed by cash
Balance December 31, 1956	\$273.59

Property Acquired by Deed or Foreclosure	
Balance January 1, 1956	\$14,345.00
Sale for cash	3,075.00
Balance December 31, 1956	\$13,075.00

CAPITAL DEBT, DECEMBER 31, 1956

Gross Debt	
School debt	\$2,577,733.00
Self-liquidating debt
Other capital debt ..	376,063.00
TOTAL GROSS DEBT	\$2,953,796.00
Per Capita Gross Debt	\$409.45

Deductions for	
School debt	\$1,618,596.00
Self-liquidating debt
Other capital debt
TOTAL DEDUCTIONS	1,618,596.00
NET DEBT	\$1,335,200.00

Average Assessed Valuations	
Real Property 1954-1955-1956..	\$13,710,211.00
Per Cent of Net Debt	9.73

CURRENT FINANCES DECEMBER 31, 1956

Cash	\$541,496.44
Taxes receivable	62,162.54
Tax title liens	273.59
Foreclosed property	13,075.00
Other receivables	6,445.50
State road aid receivable
Emergencies and deferred charges
TOTAL ASSETS	\$623,453.07

Cash liabilities	\$207,276.93
Reserves for receivables	81,956.63
Surplus revenue	334,219.51
TOTAL LIABILITIES AND SURPLUS	\$623,453.07

SPRING LAKE BOROUGH—MONMOUTH COUNTY

Population Census, 1950—2,008 Land Area 1.3 sq. mi. Net Valuation Taxable \$7,526,667

EXPENDITURES AND REQUIRED PAYMENTS FOR 1956

General Government	
Administrative and executive	\$76,800.00
Assessment and collection of taxes	17,100.00
Finance Department	1,300.00
Protection to Persons & Property	
Fire	19,400.00
Police	64,550.00
Other
Streets and Roads	
Repairs and maintenance	38,300.00
Street lighting	18,500.00
Sanitation	
Street cleaning
Garbage and ash removal	47,000.00
Sewers	27,500.00
Health and Charities	
Health service	400.00
Welfare—public assistance	4,300.00
Hospitals (aid and maintenance)
Other	300.00
Recreation	
Beaches and boardwalks	63,500.00
Parks and playgrounds	37,000.00
Other
Educational (Exclusive of school districts) ..	
	8,400.00
Unclassified Purposes (Including contingent)	
	6,300.00
SUB-TOTAL—Municipal functions..	\$430,650.00

Per Capita—Municipal functions	\$214.47
Capital imp'ts and capital imp't fund	\$18,700.00
Debt Service	
Principal payments ..	\$21,000.00
Interest payments ..	4,146.50
Total	25,146.50
Per Capita Debt Service	
	\$12.52
Deferred Charges and Statutory Expenditures	
Emergencies
Other deferred chgs. ..	\$23,967.00
Total	23,967.00
TOTAL—Municipal expenditures ..	\$498,463.50

Required Payments for Local School, County, and Special District Taxes	190,500.24
---	-------------------

TOTAL EXPENDITURES AND REQUIRED PAYMENTS

	\$688,963.74
Reserve for uncollected taxes	\$34,210.00
GRAND TOTAL—Budget	\$723,173.74

RECEIPTS AND REVENUES REALIZED IN 1956 TO MEET EXPENDITURES AND REQUIRED PAYMENTS

Surplus revenue appropriated ..	\$138,459.50
Miscellaneous revenues realized ..	183,999.64
State aid revenues realized	7,614.00
Delinquent taxes including	
liens—1956 collections	15,314.22
current taxes—1956 collections..	458,804.25
Emergency borrowings
TOTAL RECEIPTS AND REVENUES REALIZED	\$804,191.61

CAPITAL OUTLAY—1956

Beaches and boardwalks	\$17,320.38
Buildings and equipment
Parks and playgrounds
Sewers
Streets, roads and bridges
Water supply	37,069.66
Other

Tax rate	\$6.31
Local school tax rate	0.98
County tax rate	1.55
Local purpose tax rate	3.78

TAXES

Local school tax ...	\$73,910.00	
County taxes	116,590.24	
Special district taxes	
Local purpose levy		\$190,500.24
		286,300.00
Total tax levy (tax duplicate) ..		\$476,800.24

Per Capita Total Tax Levy	\$237.45
--	-----------------

Current

1956 taxes levied (total)	\$478,658.43
Collected in 1956	458,804.25
Per cent of levy collected in 1956 ...	95.85
Transferred to liens
Cancelled, abated or adjusted
Outstanding December 31, 1956 ..	\$19,854.18

All Prior Years Outstanding

Balance January 1, 1956	\$16,632.61
Collected in 1956	14,785.50
Balance December 31, 1956	\$1,847.11

Tax Title Liens Outstanding

Balance January 1, 1956	\$9,831.93
Redeemed by cash	528.72
Balance December 31, 1956	\$9,303.21

Property Acquired by Deed or Foreclosure

Balance January 1, 1956	\$9,900.00
Sale for cash	9,200.00
Balance December 31, 1956	\$8,500.00

CAPITAL DEBT, DECEMBER 31, 1956

Gross Debt	
School debt	\$20,000.00
Self-liquidating debt ..	80,000.00
Other capital debt ..	358,553.00
TOTAL GROSS DEBT	\$458,553.00
Per Capita Gross Debt	\$228.36

Deductions for

School debt	\$20,000.00
Self-liquidating debt ..	80,000.00
Other capital debt
TOTAL DEDUCTIONS	100,000.00
NET DEBT	\$358,553.00

Average Assessed Valuations

Real Property 1954-1955-1956..	\$6,569,634.00
Per Cent of Net Debt	5.45

CURRENT FINANCES DECEMBER 31, 1956

Cash	\$207,755.03
Taxes receivable	21,701.29
Tax title liens	9,303.21
Foreclosed property	8,500.00
Other receivables	183,553.01
State road aid receivable	4,000.00
Emergencies and deferred charges ..	29,130.51
TOTAL ASSETS	\$463,943.05

Cash Liabilities	\$90,019.88
Reserves for receivables	223,057.51
Surplus revenue	150,865.66

TOTAL LIABILITIES AND SURPLUS	\$463,943.05
--	---------------------

SPRING LAKE HEIGHTS BOROUGH—MONMOUTH COUNTY

Population Census, 1950—1,798

Land Area 1.4 sq. mi.

Net Valuation Taxable \$2,727,946

EXPENDITURES AND REQUIRED PAYMENTS FOR 1956

General Government	
Administrative and executive	\$26,830.00
Assessment and collection of taxes	4,600.00
Finance Department	100.00
Protection to Persons & Property	
Fire	4,000.00
Police	23,197.00
Other
Streets and Roads	
Repairs and maintenance	25,000.00
Street lighting	5,800.00
Sanitation	
Street cleaning
Garbage and ash removal	15,400.00
Sewers
Health and Charities	
Health service	1,500.00
Welfare—Public assistance	800.00
Hospitals (aid and maintenance)
Other
Recreation	
Beaches and boardwalks
Parks and playgrounds
Other
Educational	
(Exclusive of school districts)
Unclassified Purposes	
(Including contingent)	400.00
SUB-TOTAL—Municipal functions..	\$107,627.00

Per Capita—Municipal functions	\$59.86
Capital imp'ts and capital imp't fund	\$5,000.00
Debt Service	
Principal payments
Interest payments
Total

Per Capita Debt Service	
Deferred Charges and Statutory Expenditures	
Emergencies	\$3,500.00
Other deferred chgs.	4,475.38
Total	7,975.38

TOTAL—Municipal expenditures ...	\$120,602.38
---	---------------------

Required Payments for Local School, County, and Special District Taxes	152,936.01
---	-------------------

TOTAL EXPENDITURES AND REQUIRED PAYMENTS	\$273,538.39
---	---------------------

Reserve for uncollected taxes	\$15,612.00
-------------------------------------	-------------

GRAND TOTAL—Budget	\$289,150.39
---------------------------------	---------------------

RECEIPTS AND REVENUES REALIZED IN 1956 TO MEET EXPENDITURES AND REQUIRED PAYMENTS

Surplus revenue appropriated ..	\$43,534.38
Miscellaneous revenues realized ..	37,602.77
State aid revenues realized	3,281.00
Delinquent taxes including
liens—1956 collections	9,042.87
Current taxes—1956 collections..	203,234.99
Emergency borrowings
TOTAL RECEIPTS AND REVENUES REALIZED	\$296,696.01

CAPITAL OUTLAY—1956

Beaches and boardwalks
Buildings and equipment
Parks and playgrounds
Sewers
Streets, roads and bridges
Water supply
Other

Tax rate	\$7.61
Local school tax rate	4.06
County tax rate	1.55
Local purpose tax rate	2.00

TAXES

Local school tax ...	\$110,773.45	
County taxes	42,162.56	
Special district taxes	
Local purpose levy	152,936.01	
	54,646.00	
Total tax levy (tax duplicate) ..	207,582.01	

Per Capita Total Tax Levy	\$115.45
--	-----------------

Current	
1956 taxes levied (total)	\$211,713.37
Collected in 1956	203,234.99
Per cent of levy collected in 1956 ...	95.99
Transferred to liens	251.13
Cancelled, abated or adjusted	287.66
Outstanding December 31, 1956 ..	\$7,939.59

All Prior Years Outstanding	
Balance January 1, 1956	\$8,090.44
Collected in 1956	7,956.74
Balance December 31, 1956	\$133.65

Tax Title Liens Outstanding	
Balance January 1, 1956	\$3,892.02
Redeemed by cash	1,086.13
Balance December 31, 1956	\$3,057.02

Property Acquired by Deed or Foreclosure	
Balance January 1, 1956	\$8,906.69
Sale for cash	6,185.00
Balance December 31, 1956	\$7,442.04

CAPITAL DEBT, DECEMBER 31, 1956

Gross Debt	
School debt	\$129,000.00
Self-liquidating debt.	82,000.00
Other capital debt
TOTAL GROSS DEBT	\$211,000.00

Per Capita Gross Debt	\$117.35
------------------------------------	-----------------

Deductions for	
School debt	\$101,388.00
Self-liquidating debt.	82,000.00
Other capital debt
TOTAL DEDUCTIONS	183,388.00

NET DEBT	\$27,612.00
-----------------------	--------------------

Average Assessed Valuations	
Real Property 1954-1955-1956..	\$1,689,803.00
Per Cent of Net Debt	1.63

CURRENT FINANCES DECEMBER 31, 1956

Cash	\$98,129.99
Taxes receivable	8,073.24
Tax title liens	3,057.02
Foreclosed property	7,442.04
Other receivables	484.74
State road aid receivable	588.03
Emergencies and deferred charges ..	3,033.27
TOTAL ASSETS	\$120,808.33

Cash liabilities	\$18,342.96
Reserves for receivables	19,057.04
Surplus revenue	83,408.33
TOTAL LIABILITIES AND SURPLUS	\$120,808.33

STAFFORD TOWNSHIP—OCEAN COUNTY

Population Census, 1950—1,347 Land Area 43.6 sq. mi. Net Valuation Taxable \$1,771,440

EXPENDITURES AND REQUIRED PAYMENTS FOR 1956	
General Government	
Administrative and executive	\$8,420.62
Assessment and collection of taxes	5,780.17
Finance Department	1,024.57
Protection to Persons & Property	
Fire	6,045.00
Police	8,647.73
Other
Streets and Roads	
Repairs and maintenance	26,070.29
Street lighting	7,903.85
Sanitation	
Street cleaning
Garbage and ash removal	20,078.29
Sewers
Health and Charities	
Health service	225.00
Welfare—public assistance	1,589.86
Hospitals (aid and maintenance)
Other	2,266.51
Recreation	
Beaches and boardwalks
Parks and playgrounds
Other
Educational	
(Exclusive of school districts)
Unclassified Purposes	
(Including contingent)	215.00
SUB-TOTAL—Municipal functions..	\$88,266.89
Per Capita—Municipal functions	
Capital imp'ts and capital imp't fund	\$65.53
Debt Service	
Principal payments ..	\$5,000.00
Interest payments ..	550.00
Total	5,550.00
Per Capita Debt Service	\$4.12
Deferred Charges and Statutory Expenditures	
Emergencies	\$7,175.69
Other deferred chgs.	1,275.00
Total	8,450.69
TOTAL—Municipal expenditures ...	\$103,267.58
Required Payments for Local School, County, and Special District Taxes	
	121,561.57
TOTAL EXPENDITURES AND REQUIRED PAYMENTS	\$224,829.15
Reserve for uncollected taxes	\$13,081.35
GRAND TOTAL—Budget	\$237,910.50
RECEIPTS AND REVENUES REALIZED IN 1956 TO MEET EXPENDITURES AND REQUIRED PAYMENTS	
Surplus revenue appropriated	\$27,175.69
Miscellaneous revenues realized	51,666.00
State aid revenues realized	2,988.80
Delinquent taxes including	
liens—1956 collections	9,007.47
Current taxes—1956 collections..	138,559.35
Emergency borrowings
TOTAL RECEIPTS AND REVENUES REALIZED	\$229,397.31

CAPITAL OUTLAY—1956	
Beaches and boardwalks
Buildings and equipment	\$14,000.00
Parks and playgrounds
Sewers
Streets, roads and bridges
Water supply
Other	1,631.25

Tax rate	\$8.59
Local school tax rate	5.19
County tax rate	1.67
Local purpose tax rate	1.73
TAXES	
Local school tax ...	\$91,945.18
County taxes	29,616.39
Special district taxes
Local purpose levy	\$121,561.57
	30,454.24
Total tax levy (tax duplicate) ..	\$152,015.81
Per Capita Total Tax Levy	\$112.86
Current	
1956 taxes levied (total)	\$154,086.20
Collected in 1956	138,559.35
Per cent of levy collected in 1956 ..	89.92
Transferred to liens	47.70
Cancelled, abated or adjusted	755.92
Outstanding December 31, 1956 ..	\$14,723.23
All Prior Years Outstanding	
Balance January 1, 1956	\$8,653.57
Collected in 1956	8,574.67
Balance December 31, 1956	\$78.90
Tax Title Liens Outstanding	
Balance January 1, 1956	\$2,832.21
Redeemed by cash	432.80
Balance December 31, 1956	\$2,447.11
Property Acquired by Deed or Foreclosure	
Balance January 1, 1956	\$3,750.00
Sale for cash	8,125.00
Balance December 31, 1956	\$2,250.00

CAPITAL DEBT, DECEMBER 31, 1956	
Gross Debt	
School debt	\$246,585.00
Self-liquidating debt.
Other capital debt ..	30,000.00
TOTAL GROSS DEBT	\$276,585.00
Per Capita Gross Debt	\$205.33
Deductions for	
School debt	\$209,293.00
Self-liquidating debt.
Other capital debt
TOTAL DEDUCTIONS	209,293.00
NET DEBT	\$67,292.00

Average Assessed Valuations	
Real Property 1954-1955-1956..	\$1,261,803.00
Per Cent of Net Debt	5.33

CURRENT FINANCES DECEMBER 31, 1956	
Cash	\$26,422.79
Taxes receivable	14,802.13
Tax title liens	2,447.11
Foreclosed property	6,625.00
Other receivables	5,395.97
State road aid receivable	6,343.66
Emergencies and deferred charges ..	3,525.96
TOTAL ASSETS	\$65,562.62
Cash liabilities	\$5,125.18
Reserves for receivables	29,270.21
Surplus revenue	31,167.23
TOTAL LIABILITIES AND SURPLUS	\$65,562.62

STANHOPE BOROUGH—SUSSEX COUNTY

Population Census, 1950—1,351

Land Area 2.0 sq. mi.

Net Valuation Taxable \$934,303

EXPENDITURES AND REQUIRED PAYMENTS FOR 1956

General Government	
Administrative and executive	\$5,398.21
Assessment and collection of taxes	4,462.32
Finance Department	125.00
Protection to Persons & Property	
Fire	2,191.46
Police	4,384.69
Other
Streets and Roads	
Repairs and maintenance	7,441.11
Street lighting	2,800.00
Sanitation	
Street cleaning
Garbage and ash removal	5,500.00
Sewers
Health and Charities	
Health service	825.00
Welfare—public assistance	420.00
Hospitals (aid and maintenance)	500.00
Other
Recreation	
Beaches and boardwalks
Parks and playgrounds
Other
Educational	
(Exclusive of school districts) ..	400.00
Unclassified Purposes	
(Including contingent)	300.00
SUB-TOTAL—Municipal functions..	\$34,747.79

Per Capita—Municipal functions	\$25.72
Capital imp'ts and capital imp't fund	\$6,000.00
Debt Service	
Principal payments	\$2,000.00
Interest payments ..	119.00
Total	2,119.00
Per Capita Debt Service	
	\$1.57

Deferred Charges and Statutory Expenditures	
Emergencies	\$2,859.40
Other deferred chgs.	494.00
Total	3,353.46
TOTAL—Municipal expenditures	\$46,220.25

Required Payments for Local School, County, and Special District Taxes	72,307.00
---	------------------

TOTAL EXPENDITURES AND REQUIRED PAYMENTS	\$118,527.25
---	---------------------

Reserve for uncollected taxes	\$14,887.65
GRAND TOTAL—Budget	\$133,414.90

RECEIPTS AND REVENUES REALIZED IN 1956 TO MEET EXPENDITURES AND REQUIRED PAYMENTS

Surplus revenue appropriated ..	\$13,859.40
Miscellaneous revenues realized.	11,617.20
State aid revenues realized	1,387.00
Delinquent taxes including	
liens—1956 collections	6,729.95
Current taxes—1956 collections..	92,277.76
Emergency borrowings

TOTAL RECEIPTS AND REVENUES REALIZED	\$125,871.31
---	---------------------

CAPITAL OUTLAY—1956

Beaches and boardwalks
Buildings and equipment
Parks and playgrounds
Sewers
Streets, roads and bridges
Water supply
Other	\$14,000.00

Tax rate	\$10.83
Local school tax rate	4.81
County tax rate	2.93
Local purpose tax rate	3.09

TAXES

Local school tax ...	\$44,937.58
County taxes	27,369.42
Special district taxes
Local purpose levy	72,307.00
	28,818.97
Total tax levy (tax duplicate) ..	\$101,125.97

Per Capita Total Tax Levy	\$74.85
--	----------------

Current	
1956 taxes levied (total)	\$102,120.34
Collected in 1956	92,277.76
Per cent of levy collected in 1956	90.36
Transferred to liens	607.44
Cancelled, abated or adjusted	225.05
Outstanding December 31, 1956 ..	\$9,010.09

All Prior Years Outstanding	
Balance January 1, 1956	\$7,430.89
Collected in 1956	6,224.03
Balance December 31, 1956	\$1,125.05

Tax Title Liens Outstanding	
Balance January 1, 1956	\$6,828.62
Redeemed by cash	505.92
Balance December 31, 1956	\$6,267.24

Property Acquired by Deed or Foreclosure	
Balance January 1, 1956	\$430.00
Sale for cash	900.00
Balance December 31, 1956	\$620.00

CAPITAL DEBT, DECEMBER 31, 1956

Gross Debt	
School debt	\$92,000.00
Self-liquidating debt.
Other capital debt ..	5,000.00

TOTAL GROSS DEBT	\$97,000.00
-----------------------------------	--------------------

Per Capita Gross Debt	\$71.80
--	----------------

Deductions for	
School debt	\$50,335.00
Self-liquidating debt.
Other capital debt

TOTAL DEDUCTIONS	50,335.00
-----------------------------------	------------------

NET DEBT	\$46,665.00
---------------------------	--------------------

Average Assessed Valuations	
Real Property 1954-1955-1956..	\$838,912.00
Per Cent of Net Debt	5.56

CURRENT FINANCES DECEMBER 31, 1956

Cash	\$36,841.47
Taxes receivable	10,135.14
Tax title liens	6,267.24
Foreclosed property	620.00
Other receivables
State road aid receivable	3,390.92
Emergencies and deferred charges ..	2,508.26

TOTAL ASSETS	\$59,763.03
-------------------------------	--------------------

Cash liabilities	\$16,360.64
Reserves for receivables	17,022.38
Surplus revenue	26,380.01

TOTAL LIABILITIES AND SURPLUS	\$59,763.03
--	--------------------

STILLWATER TOWNSHIP—SUSSEX COUNTY

Population Census, 1950—816 Land Area 29.1 sq. mi. Net Valuation Taxable \$1,119,725

EXPENDITURES AND RE-REQUIRED PAYMENTS FOR 1956	
General Government	
Administrative and executive	\$5,139.83
Assessment and collection of taxes	2,018.32
Finance Department	450.00
Protection to Persons & Property	
Fire	600.00
Police	400.00
Other
Streets and Roads	
Repairs and maintenance	26,600.00
Street lighting
Sanitation	
Street cleaning
Garbage and ash removal
Sewers
Health and Charities	
Health service	113.23
Welfare—public assistance	200.00
Hospitals (aid and maintenance)	325.00
Other
Recreation	
Beaches and boardwalks
Parks and playgrounds
Other
Educational (Exclusive of school districts) ..	
.....
Unclassified Purposes (Including contingent)	
.....	25.00
SUB-TOTAL—Municipal functions..	\$35,871.83

Per Capita—Municipal functions	\$43.96
Capital imp'ts and capital imp't fund	\$9,192.00
Debt Service	
Principal payments
Interest payments
Total
Per Capita Debt Service	
.....
Deferred Charges and Statutory Expenditures	
Emergencies
Other deferred chgs.	\$2,893.71
Total	2,893.71
TOTAL—Municipal expenditures ...	\$47,957.09

Required Payments for Local School, County and Special District Taxes	105,775.76
TOTAL EXPENDITURES AND REQUIRED PAYMENTS	\$153,732.85
Reserve for uncollected taxes	\$14,952.89
GRAND TOTAL—Budget	\$168,685.74

RECEIPTS AND REVENUES REALIZED IN 1956 TO MEET EXPENDITURES AND REQUIRED PAYMENTS	
Surplus revenue appropriated ..	\$20,000.00
Miscellaneous revenues realized ..	18,311.46
State aid revenues realized	15,635.00
Delinquent taxes including	
liens—1956 collections	11,002.78
Current taxes—1956 collections..	97,506.31
Emergency borrowings
TOTAL RECEIPTS AND REVENUES REALIZED	\$162,455.55

CAPITAL OUTLAY—1956	
Beaches and boardwalks
Buildings and equipment
Parks and playgrounds
Sewers
Streets, roads and bridges
Water supply
Other

Tax rate	\$9.88
Local school tax rate	6.71
County tax rate	2.74
Local purpose tax rate	0.43

TAXES	
Local school tax ...	\$75,099.09
County taxes	30,676.67
Special district taxes
Local purpose levy	\$105,775.76
.....	4,798.92
Total tax levy (tax duplicate) ..	\$110,574.68

Per Capita Total Tax Levy	\$135.51
Current	
1956 taxes levied (total)	\$111,208.46
Collected in 1956	97,506.31
Per cent of levy collected in 1956 ...	87.67
Transferred to liens
Cancelled, abated or adjusted	170.77
Outstanding December 31, 1956 ..	\$13,531.38

All Prior Years Outstanding	
Balance January 1, 1956	\$11,050.08
Collected in 1956	11,002.78
Balance December 31, 1956	\$47.30

Tax Title Liens Outstanding	
Balance January 1, 1956
Redeemed by cash
Balance December 31, 1956

Property Acquired by Deed or Foreclosure	
Balance January 1, 1956
Sale for cash
Balance December 31, 1956

CAPITAL DEBT, DECEMBER 31, 1956	
Gross Debt	
School debt	\$81,000.00
Self-liquidating debt
Other capital debt
TOTAL GROSS DEBT	\$81,000.00
Per Capita Gross Debt	\$99.26

Deductions for	
School debt	\$57,938.00
Self-liquidating debt
Other capital debt
TOTAL DEDUCTIONS	57,938.00
NET DEBT	\$23,062.00

Average Assessed Valuations	
Real Property 1954-1955-1956..	\$965,637.00
Per Cent of Net Debt	2.38

CURRENT FINANCES DECEMBER 31, 1956	
Cash	\$76,064.35
Taxes receivable	13,578.68
Tax title liens
Foreclosed property
Other receivables	211.52
State road aid receivable	4,500.00
Emergencies and deferred charges ..	306.90
TOTAL ASSETS	\$94,661.45
Cash liabilities	\$41,312.91
Reserves for receivables	13,790.20
Surplus revenue	39,558.34
TOTAL LIABILITIES AND SURPLUS	\$94,661.45

STOCKTON BOROUGH—HUNTERDON COUNTY

Population Census, 1950—488

Land Area 0.6 sq. mi.

Net Valuation Taxable \$314,484

EXPENDITURES AND REQUIRED PAYMENTS FOR 1956

General Government	
Administrative and executive	\$2,631.07
Assessment and collection of taxes	560.00
Finance Department	425.00
Protection to Persons & Property	
Fire	200.00
Police	465.99
Other
Streets and Roads	
Repairs and maintenance	4,043.62
Street lighting	951.17
Sanitation	
Street cleaning
Garbage and ash removal	1,980.00
Sewers
Health and Charities	
Health service	472.20
Welfare—public assistance	30.00
Hospitals (aid and maintenance)	5.00
Other	24.84
Recreation	
Beaches and boardwalks
Parks and playgrounds
Other
Educational (Exclusive of school districts) ..	
.....
Unclassified Purposes (Including contingent)	
.....	5.00
SUB-TOTAL—Municipal functions..	\$11,793.89

Per Capita—Municipal functions	\$24.17
Capital imp'ts and capital imp't fund
Debt Service	
Principal payments
Interest payments
Total

Per Capita Debt Service	
Deferred Charges and Statutory Expenditures	
Emergencies
Other deferred chgs.	\$1,021.29
Total	\$1,021.29

TOTAL—Municipal expenditures ... \$12,815.18

Required Payments for Local School, County, and Special District Taxes 21,689.81

TOTAL EXPENDITURES AND REQUIRED PAYMENTS **\$34,504.99**

Reserve for uncollected taxes

GRAND TOTAL—Budget **\$38,520.96**

RECEIPTS AND REVENUES REALIZED IN 1956 TO MEET EXPENDITURES AND REQUIRED PAYMENTS

Surplus revenue appropriated ..	\$971.00
Miscellaneous revenues realized ..	8,425.16
State aid revenues realized	3,302.00
Delinquent taxes including liens—1956 collections	3,090.64
Current taxes—1956 collections ..	23,074.12
Emergency borrowings
TOTAL RECEIPTS AND REVENUES REALIZED	\$38,862.92

CAPITAL OUTLAY—1956

Beaches and boardwalks
Buildings and equipment
Parks and playgrounds
Sewers
Streets, roads and bridges
Water supply	\$894.58
Other

Tax rate	\$8.32
Local school tax rate	5.63
County tax rate	1.27
Local purpose tax rate	1.42

TAXES

Local school tax ...	\$17,705.71	
County taxes	3,984.10	
Special district taxes	
Local purpose levy	\$21,689.81
.....	4,473.15
Total tax levy (tax duplicate)	\$26,162.96

Per Capita Total Tax Levy **\$53.61**

Current	
1956 taxes levied (total)	\$26,162.96
Collected in 1956	23,074.12
Per cent of levy collected in 1956 ...	88.19
Transferred to liens
Cancelled, abated or adjusted
Outstanding December 31, 1956 ..	\$3,088.84

All Prior Years Outstanding	
Balance January 1, 1956	\$8,861.59
Collected in 1956	3,090.64
Balance December 31, 1956	\$5,770.95

Tax Title Liens Outstanding	
Balance January 1, 1956
Redeemed by cash
Balance December 31, 1956

Property Acquired by Deed or Foreclosure	
Balance January 1, 1956
Sale for cash
Balance December 31, 1956

CAPITAL DEBT, DECEMBER 31, 1956

Gross Debt	
School debt	\$17,000.00
Self-liquidating debt. ..	15,000.00
Other capital debt
TOTAL GROSS DEBT	\$32,000.00
Per Capita Gross Debt	\$65.57

Deductions for	
School debt	\$16,810.00
Self-liquidating debt. ..	15,000.00
Other capital debt
TOTAL DEDUCTIONS	31,810.00
NET DEBT	\$190.00

Average Assessed Valuations	
Real Property 1954-1955-1956 ..	\$280,161.00
Per Cent of Net Debt	0.06

CURRENT FINANCES DECEMBER 31, 1956

Cash	\$5,493.22
Taxes receivable	8,859.79
Tax title liens
Foreclosed property
Other receivables	29.91
State road aid receivable	2,700.00
Emergencies and deferred charges ..	4,184.00
TOTAL ASSETS	\$21,266.92

Cash liabilities	\$6,677.12
Reserves for receivables	8,889.70
Surplus revenue	5,700.10

TOTAL LIABILITIES AND SURPLUS **\$21,266.92**

STONE HARBOR BOROUGH—CAPE MAY COUNTY

Population Census, 1950—670 Land Area 1.1 sq. mi. Net Valuation Taxable \$5,006,055

EXPENDITURES AND RE-REQUIRED PAYMENTS FOR 1956	
General Government	
Administrative and executive	\$33,494.44
Assessment and collection of taxes	13,054.40
Finance Department
Protection to Persons & Property	
Fire	7,150.74
Police	60,272.90
Other
Streets and Roads	
Repairs and maintenance	26,832.70
Street lighting	12,863.31
Sanitation	
Street cleaning
Garbage and ash removal	17,900.00
Sewers	18,268.09
Health and Charities	
Health service	314.65
Welfare—public assistance	180.00
Hospitals (aid and maintenance)
Other	2,039.35
Recreation	
Beaches and boardwalks
Parks and playgrounds
Other	17,342.79
Educational	
(Exclusive of school districts)
Unclassified Purposes	
(Including contingent)	5,827.12
SUB-TOTAL—Municipal functions..	\$215,540.49
Per Capita—Municipal functions	\$321.70
Capital imp'ts and capital imp't taxes	\$62,000.00
Debt Service	
Principal payments	\$18,500.00
Interest payments	5,454.22
Total	23,954.22
Per Capita Debt Service	
\$35.75	
Deferred Charges and Statutory Expenditures	
Emergencies
Other deferred chgs.	\$6,401.66
Total	6,401.66
TOTAL—Municipal expenditures . . .	\$307,896.37
Required Payments for Local School, County, and Special District Taxes	
137,145.87	
TOTAL EXPENDITURES AND RE-REQUIRED PAYMENTS	\$445,042.24
Reserve for uncollected taxes	\$40,835.27
GRAND TOTAL—Budget	\$485,877.51
RECEIPTS AND REVENUES REALIZED IN 1956 TO MEET EXPENDITURES AND RE-REQUIRED PAYMENTS	
Surplus revenue appropriated	\$109,656.00
Miscellaneous revenues realized	96,569.96
State aid revenues realized	14,495.00
Delinquent taxes including	
liens—1956 collections	9,986.88
Current taxes—1956 collections	340,211.12
Emergency borrowings
TOTAL RECEIPTS AND REVENUES REALIZED	\$570,918.96
CAPITAL OUTLAY—1956	
Beaches and boardwalks	\$100,000.00
Buildings and equipment	130,252.94
Parks and playgrounds
Sewers
Streets, roads and bridges	50,240.50
Water supply	1,943.46
Other

Tax rate	\$6.89
Local school tax rate	0.93
County tax rate	1.81
Local purpose tax rate	4.15
TAXES	
Local school tax	\$46,320.66
County taxes	90,825.21
Special district taxes
Local purpose levy	137,145.87
Total tax levy (tax duplicate)	<u>345,721.64</u>
Per Capita Total Tax Levy	\$516.00
Current	
1956 taxes levied (total)	\$351,760.53
Collected in 1956	340,211.12
Per cent of levy collected in 1956	96.71
Transferred to liens	192.92
Cancelled, abated or adjusted	186.03
Outstanding December 31, 1956	<u>\$11,170.46</u>
All Prior Years Outstanding	
Balance January 1, 1956	\$9,855.89
Collected in 1956	9,743.20
Balance December 31, 1956	<u>\$102.72</u>
Tax Title Liens Outstanding	
Balance January 1, 1956	\$1,031.42
Redeemed by cash	243.68
Balance December 31, 1956	<u>\$980.66</u>
Property Acquired by Deed or Foreclosure	
Balance January 1, 1956	\$138,720.00
Sale for cash	47,355.00
Balance December 31, 1956	<u>\$145,610.00</u>
CAPITAL DEBT, DECEMBER 31, 1956	
Gross Debt	
School debt	\$215,000.00
Self-liquidating debt
Other capital debt	282,000.00
TOTAL GROSS DEBT	\$497,000.00
Per Capita Gross Debt	
\$741.79	
Deductions for	
School debt	\$215,000.00
Self-liquidating debt
Other capital debt
TOTAL DEDUCTIONS	215,000.00
NET DEBT	\$282,000.00
Average Assessed Valuations	
Real Property 1954-1955-1956	\$4,356,143.00
Per Cent of Net Debt	6.47
CURRENT FINANCES DECEMBER 31, 1956	
Cash	\$233,595.89
Taxes receivable	11,273.18
Tax title liens	980.66
Foreclosed property	145,610.00
Other receivables
State road aid receivable	6,082.74
Emergencies and deferred charges
TOTAL ASSETS	\$397,542.47
Cash liabilities	\$40,875.16
Reserves for receivables	157,863.84
Surplus revenue	198,803.47
TOTAL LIABILITIES AND SURPLUS	\$397,542.47

STOW CREEK TOWNSHIP—CUMBERLAND COUNTY

Population Census, 1950—957

Land Area 18.8 sq. mi.

Net Valuation Taxable \$687,900

EXPENDITURES AND REQUIRED PAYMENTS FOR 1956	
General Government	
Administrative and executive	\$3,300.00
Assessment and collection of taxes	1,850.00
Finance Department	375.00
Protection to Persons & Property	
Fire	900.00
Police	1,200.00
Other
Streets and Roads	
Repairs and maintenance	9,113.89
Street lighting	375.00
Sanitation	
Street cleaning
Garbage and ash removal
Sewers
Health and Charities	
Health service	300.00
Welfare—public assistance	300.00
Hospitals (aid and maintenance)
Other
Recreation	
Beaches and boardwalks
Parks and playgrounds
Other
Educational	
(Exclusive of school districts)
Unclassified Purposes	
(Including contingent)	500.00
SUB-TOTAL—Municipal functions..	\$18,213.89
Per Capita—Municipal functions ...	\$19.03
Capital imp'ts and capital imp't fund	\$7,200.00
Debt Service	
Principal payments
Interest payments
Total
Per Capita Debt Service	
.....
Deferred Charges and Statutory Expenditures	
Emergencies
Other deferred chgs.	\$100.00
Total	100.00
TOTAL—Municipal expenditures ...	\$25,513.89
Required Payments for Local School, County, and Special District Taxes	
.....	45,553.16
TOTAL EXPENDITURES AND REQUIRED PAYMENTS	\$71,067.05
Reserve for uncollected taxes	\$6,699.06
GRAND TOTAL—Budget	\$77,766.11
RECEIPTS AND REVENUES REALIZED IN 1956 TO MEET EXPENDITURES AND REQUIRED PAYMENTS	
Surplus revenue appropriated ..	\$13,154.57
Miscellaneous revenues realized ..	8,481.02
State aid revenues realized	14,045.00
Delinquent taxes including	
liens—1956 collections	4,693.46
Current taxes—1956 collections..	42,565.34
Emergency borrowings
TOTAL RECEIPTS AND REVENUES REALIZED	\$82,939.39
CAPITAL OUTLAY—1956	
Beaches and boardwalks
Buildings and equipment	\$1,000.00
Parks and playgrounds
Sewers
Streets, roads and bridges
Water supply
Other

Tax rate	\$6.85
Local school tax rate	4.98
County tax rate	1.64
Local purpose tax rate	0.23

TAXES

Local school tax ...	\$34,262.09	
County taxes	11,291.07	
Special district taxes	
Local purpose levy	\$45,553.16
		1,513.38
Total tax levy (tax duplicate) ..		\$47,066.54

Per Capita Total Tax Levy **\$49.18**

Current	
1956 taxes levied (total)	\$47,203.52
Collected in 1956	42,565.34
Per cent of levy collected in 1956 ...	90.17
Transferred to liens	6.50
Cancelled, abated or adjusted	70.60
Outstanding December 31, 1956 ..	\$4,561.08

All Prior Years Outstanding	
Balance January 1, 1956	\$4,748.51
Collected in 1956	4,677.67
Balance December 31, 1956	\$18.02

Tax Title Liens Outstanding	
Balance January 1, 1956	\$27.20
Redeemed by cash	15.79
Balance December 31, 1956	\$17.91

Property Acquired by Deed or Foreclosure	
Balance January 1, 1956
Sale for cash
Balance December 31, 1956

CAPITAL DEBT, DECEMBER 31, 1956

Gross Debt	
School debt	\$6,000.00
Self-liquidating debt.
Other capital debt
TOTAL GROSS DEBT	\$6,000.00
Per Capita Gross Debt	\$6.27

Deductions for	
School debt	\$6,000.00
Self-liquidating debt.
Other capital debt
TOTAL DEDUCTIONS	6,000.00
NET DEBT

Average Assessed Valuations	
Real Property 1954-1955-1956..	\$496,375.00
Per Cent of Net Debt

CURRENT FINANCES DECEMBER 31, 1956

Cash	\$33,571.68
Taxes receivable	4,579.10
Tax title liens	17.91
Foreclosed property
Other receivables
State road aid receivable	2,523.99
Emergencies and deferred charges
TOTAL ASSETS	\$40,692.68
Cash liabilities	\$7,315.96
Reserves for receivables	4,597.01
Surplus revenue	28,779.71
TOTAL LIABILITIES AND SURPLUS	\$40,692.68

STRATFORD BOROUGH—CAMDEN COUNTY

Population Census, 1950—1,356

Land Area 1.47 sq. mi.

Net Valuation Taxable \$1,871,240

EXPENDITURES AND REQUIRED PAYMENTS FOR 1956

General Government	
Administrative and executive	\$11,692.94
Assessment and collection of taxes	4,561.42
Finance Department
Protection to Persons & Property	
Fire	5,081.49
Police	10,397.67
Other
Streets and Roads	
Repairs and maintenance	8,447.58
Street lighting	5,000.00
Sanitation	
Street cleaning
Garbage and ash removal	5,436.00
Sewers
Health and Charities	
Health service	1,165.90
Welfare—public assistance	100.00
Hospitals (aid and maintenance)
Other
Recreation	
Benches and boardwalks
Parks and playgrounds	1,000.00
Other
Educational	
(Exclusive of school districts) ..	50.00
Unclassified Purposes	
(Including contingent)	1,425.00
SUB-TOTAL—Municipal functions..	\$54,358.00

Per Capita—Municipal functions	\$40.09
Capital imp'ts and capital imp't fund	\$18,556.00
Debt Service	
Principal payments ..	\$3,000.00
Interest payments ..	405.00
Total	3,405.00

Per Capita Debt Service	\$2.51
Deferred Charges and Statutory Expenditures	
Emergencies
Other deferred chgs.	\$575.59
Total	575.59
TOTAL—Municipal expenditures ...	\$76,894.59

Required Payments for Local School, County, and Special District Taxes	175,144.05
---	-------------------

TOTAL EXPENDITURES AND REQUIRED PAYMENTS

.....	\$252,038.64
Reserve for uncollected taxes	\$20,692.88
GRAND TOTAL—Budget	\$272,731.52

RECEIPTS AND REVENUES REALIZED IN 1956 TO MEET EXPENDITURES AND REQUIRED PAYMENTS

Surplus revenue appropriated ..	\$37,086.26
Miscellaneous revenues realized.	28,641.70
State aid revenues realized	12,250.00
Delinquent taxes including liens—1956 collections	
.....	8,458.28
Current taxes—1956 collections..	191,056.49
Emergency borrowings
TOTAL RECEIPTS AND REVENUES REALIZED	\$277,492.73

CAPITAL OUTLAY—1956

Beaches and boardwalks
Buildings and equipment
Parks and playgrounds
Sewers
Streets, roads and bridges
Water supply
Other

Tax rate	\$10.76
Local school tax rate	6.75
County tax rate	2.61
Local purpose tax rate	1.40

TAXES

Local school tax ...	\$126,395.36	
County taxes	48,748.69	
Special district taxes	
Local purpose levy	\$175,144.05
.....	26,139.00
Total tax levy (tax duplicate)	\$201,283.05

Per Capita Total Tax Levy	\$148.44
--	-----------------

Current

1956 taxes levied (total)	\$202,042.81
Collected in 1956	191,056.49
Per cent of levy collected in 1956 ...	94.56
Transferred to liens	315.27
Cancelled, abated or adjusted
Outstanding December 31, 1956 ..	\$10,671.05

All Prior Years Outstanding

Balance January 1, 1956	\$8,230.71
Collected in 1956	8,298.98
Balance December 31, 1956

Tax Title Liens Outstanding

Balance January 1, 1956	\$9,694.52
Redeemed by cash	159.30
Balance December 31, 1956	\$8,623.58

Property Acquired by Deed or Foreclosure

Balance January 1, 1956	\$9,492.00
Sale for cash	5,020.00
Balance December 31, 1956	\$9,552.00

CAPITAL DEBT, DECEMBER 31, 1956

Gross Debt	
School debt	\$285,000.00
Self-liquidating debt.
Other capital debt ..	6,000.00
TOTAL GROSS DEBT	\$291,000.00
Per Capita Gross Debt	\$214.60

Deductions for

School debt	\$105,759.00
Self-liquidating debt.
Other capital debt
TOTAL DEDUCTIONS	105,759.00
NET DEBT	\$185,241.00

Average Assessed Valuations

Real Property 1954-1955-1956..	\$1,762,652.00
Per Cent of Net Debt	10.50

CURRENT FINANCES DECEMBER 31, 1956

Cash	\$96,890.12
Taxes receivable	10,671.05
Tax title liens	8,623.58
Foreclosed property	9,552.00
Other receivables	8.00
State road aid receivable	7,720.63
Emergencies and deferred charges ..	56.31
TOTAL ASSETS	\$133,521.69
Cash liabilities	\$14,892.33
Reserves for receivables	28,854.63
Surplus revenue	89,774.73
TOTAL LIABILITIES AND SURPLUS	\$133,521.69

SUMMIT CITY—UNION COUNTY

Population Census, 1950—17,929

Land Area 6.0 sq. mi.

Net Valuation Taxable \$48,720,414

EXPENDITURES AND REQUIRED PAYMENTS FOR 1956

General Government	
Administrative and executive	\$122,202.51
Assessment and collection of taxes	24,469.84
Finance Department	10,975.92
Protection to Persons & Property	
Fire	156,453.01
Police	295,107.80
Other
Streets and Roads	
Repairs and maintenance	111,532.06
Street lighting	29,743.16
Sanitation	
Street cleaning	25,117.70
Garbage and ash removal	123,343.22
Sewers	62,254.17
Health and Charities	
Health service	35,485.00
Welfare—public assistance	27,082.00
Hospitals (aid and maintenance)
Other
Recreation	
Beaches and boardwalks
Parks and playgrounds	11,678.73
Other	77,900.00
Educational	
(Exclusive of school districts) ..	67,260.00
Unclassified Purposes	
(Including contingent)	6,000.00
SUB-TOTAL—Municipal functions..	\$1,186,605.12

Per Capita—Municipal functions	\$66.18
Capital imp'ts and capital imp't fund	\$186,314.47
Debt Service	
Principal payments ..	\$465,595.33
Interest payments ..	66,235.66
Total	*\$531,830.99
Per Capita Debt Service	\$29.66
Deferred Charges and Statutory Expenditures	
Emergencies	\$2,780.18
Other deferred chgs.	93,388.85
Total	96,169.03

TOTAL—Municipal expenditures ... \$2,000,919.61
Required Payments for Local School, County, and Special District Taxes
TOTAL EXPENDITURES AND REQUIRED PAYMENTS

Reserve for uncollected taxes

GRAND TOTAL—Budget
RECEIPTS AND REVENUES REALIZED IN 1956 TO MEET EXPENDITURES AND REQUIRED PAYMENTS

Surplus revenue appropriated ..	\$459,000.00
Miscellaneous revenues realized.	541,199.22
State aid revenues realized	33,573.65
Delinquent taxes including liens—1956 collections	
Current taxes—1956 collections..	3,003,756.47
Emergency borrowings

TOTAL RECEIPTS AND REVENUES REALIZED
CAPITAL OUTLAY—1956

Beaches and boardwalks
Buildings and equipment	\$618,902.20
Parks and playgrounds
Sewers	49,930.10
Streets, roads and bridges	7,630.40
Water supply
Other	279,096.05

Tax rate	\$6.14
Local school tax rate	2.70
County tax rate	0.94
Local purpose tax rate	2.50

TAXES

Local school tax ...	\$1,313,091.75
County taxes	458,745.87
Special district taxes
Local purpose levy	\$1,771,837.62
Total tax levy (tax duplicate) ..	\$3,000,609.39

Per Capita Total Tax Levy
Current

1956 taxes levied (total)	\$3,066,250.05
Collected in 1956	3,003,756.47
Per cent of levy collected in 1956 ...	97.96
Transferred to liens	110.52
Cancelled, abated or adjusted	7,300.50
Outstanding December 31, 1956 ..	\$55,082.56

All Prior Years Outstanding

Balance January 1, 1956	\$55,447.50
Collected in 1956	52,096.54
Balance December 31, 1956	\$1,639.79

Tax Title Liens Outstanding

Balance January 1, 1956	\$488.99
Redeemed by cash
Balance December 31, 1956	\$599.51

Property Acquired by Deed or Foreclosure

Balance January 1, 1956	\$23,150.00
Sale for cash	3,500.00
Balance December 31, 1956	\$22,450.00

CAPITAL DEBT, DECEMBER 31, 1956
Gross Debt

School debt	\$2,750,000.00
Self-liquidating debt.
Other capital debt ..	741,350.00
TOTAL GROSS DEBT	\$3,491,350.00
Per Capita Gross Debt	\$194.73

Deductions for

School debt	\$2,750,000.00
Self-liquidating debt.
Other capital debt
TOTAL DEDUCTIONS	2,750,000.00
NET DEBT	\$741,350.00

Average Assessed Valuations
Real Property 1954-1955-1956..
Per Cent of Net Debt
CURRENT FINANCES DECEMBER 31, 1956

Cash	\$625,520.22
Taxes receivable	56,722.35
Tax title liens	599.51
Foreclosed property	22,450.00
Other receivables	771.65
State road aid receivable	6,941.68
Emergencies and deferred charges ..	15,522.11
TOTAL ASSETS	\$728,527.52

Cash liabilities	\$109,297.70
Reserves for receivables	80,543.51
Surplus revenue	538,686.31

TOTAL LIABILITIES AND SURPLUS
\$728,527.52

* Includes \$220,940.33 Chapter VI School Debt Service.

SURF CITY BOROUGH—OCEAN COUNTY

Population Census, 1950—291 Land Area 0.9 sq. mi. Net Valuation Taxable \$1,791,864

EXPENDITURES AND REQUIRED PAYMENTS FOR 1956	
General Government	
Administrative and executive	\$16,942.89
Assessment and collection of taxes	9,496.63
Finance Department
Protection to Persons & Property	
Fire	5,900.00
Police	24,243.95
Other
Streets and Roads	
Repairs and maintenance	46,402.31
Street lighting	4,237.24
Sanitation	
Street cleaning
Garbage and ash removal	8,035.33
Sewers
Health and Charities	
Health service
Welfare—public assistance
Hospitals (aid and maintenance)
Other	1,570.29
Recreation	
Beaches and boardwalks	5,320.82
Parks and playgrounds
Other
Educational	
(Exclusive of school districts)
Unclassified Purposes	
(Including contingent)
SUB-TOTAL—Municipal functions..	\$122,149.46
Per Capita—Municipal functions	\$419.76
Capital imp'ts and capital imp't fund	\$21,573.19
Debt Service	
Principal payments
Interest payments
Total
Per Capita Debt Service	
Deferred Charges and Statutory Expenditures	
Emergencies
Other deferred chgs.	\$1,000.48
Total	1,000.48
TOTAL—Municipal expenditures ...	\$144,723.13
Required Payments for Local School, County, and Special District Taxes	
Total	66,953.91
TOTAL EXPENDITURES AND REQUIRED PAYMENTS	\$211,677.04
Reserve for uncollected taxes	\$13,237.11
GRAND TOTAL—Budget	\$224,914.15
RECEIPTS AND REVENUES REALIZED IN 1956 TO MEET EXPENDITURES AND REQUIRED PAYMENTS	
Surplus revenue appropriated ..	\$66,000.00
Miscellaneous revenues realized ..	56,094.33
State aid revenues realized	4,746.00
Delinquent taxes including	
liens—1956 collections	10,031.45
Current taxes—1956 collections..	140,819.67
Emergency borrowings
TOTAL RECEIPTS AND REVENUES REALIZED	\$277,691.45
CAPITAL OUTLAY—1956	
Beaches and boardwalks
Buildings and equipment
Parks and playgrounds
Sewers
Streets, roads and bridges
Water supply
Other

Tax rate	\$8.11
Local school tax rate	1.55
County tax rate	2.19
Local purpose tax rate	4.37
TAXES	
Local school tax ...	\$27,738.54
County taxes	39,215.37
Special district taxes
Local purpose levy	78,334.45
Total tax levy (tax duplicate) ..	\$145,288.36
Per Capita Total Tax Levy	\$499.27
Current	
1956 taxes levied (total)	\$151,415.50
Collected in 1956	140,819.67
Per cent of levy collected in 1956 ...	93.00
Transferred to liens	38.95
Cancelled, abated or adjusted	527.13
Outstanding December 31, 1956 ..	\$10,029.75
All Prior Years Outstanding	
Balance January 1, 1956	\$12,002.96
Collected in 1956	10,031.45
Balance December 31, 1956	\$1,989.40
Tax Title Liens Outstanding	
Balance January 1, 1956	\$1,756.44
Redeemed by cash
Balance December 31, 1956	\$1,795.39
Property Acquired by Deed or Foreclosure	
Balance January 1, 1956	\$9,556.00
Sale for cash	40,800.00
Balance December 31, 1956	\$9,600.00
CAPITAL DEBT, DECEMBER 31, 1956	
Gross Debt	
School debt	\$214,196.00
Self-liquidating debt. ..	46,000.00
Other capital debt
TOTAL GROSS DEBT	\$260,196.00
Per Capita Gross Debt	\$894.14
Deductions for	
School debt	\$214,196.00
Self-liquidating debt. ..	46,000.00
Other capital debt
TOTAL DEDUCTIONS	260,196.00
NET DEBT
Average Assessed Valuations	
Real Property 1954-1955-1956..	\$1,533,326.00
Per Cent of Net Debt
CURRENT FINANCES DECEMBER 31, 1956	
Cash	\$108,525.40
Taxes receivable	12,019.15
Tax title liens	1,795.39
Foreclosed property	9,600.00
Other receivables	1,967.66
State road aid receivable
Emergencies and deferred charges ..	3,161.89
TOTAL ASSETS	\$137,069.49
Cash liabilities	\$7,212.44
Reserves for receivables	25,382.20
Surplus revenue	104,474.85
TOTAL LIABILITIES AND SURPLUS	\$137,069.49

SUSSEX BOROUGH—SUSSEX COUNTY

Population Census, 1950—1,541

Land Area 0.9 sq. mi.

Net Valuation Taxable \$1,291,508

EXPENDITURES AND REQUIRED PAYMENTS FOR 1956	
General Government	
Administrative and executive	\$7,401.89
Assessment and collection of taxes	1,281.06
Finance Department	332.17
Protection to Persons & Property	
Fire	2,650.00
Police	12,082.44
Other
Streets and Roads	
Repairs and maintenance	14,036.92
Street lighting	3,000.00
Sanitation	
Street cleaning
Garbage and ash removal
Sewers
Health and Charities	
Health service	1,610.00
Welfare—public assistance	100.00
Hospitals (aid and maintenance)	1,100.00
Other
Recreation	
Beaches and boardwalks	1,705.00
Parks and playgrounds
Other	300.00
Educational (Exclusive of school districts) ..	
	1,000.00
Unclassified Purposes (Including contingent)	

SUB-TOTAL—Municipal functions..	\$46,599.48
Per Capita—Municipal functions	\$30.24
Capital imp'ts and capital imp't fund	\$4,048.00
Debt Service	
Principal payments
Interest payments ..	\$100.00
Total	100.00
Per Capita Debt Service	\$0.06
Deferred Charges and Statutory Expenditures	
Emergencies
Other deferred chgs.	\$3,118.72
Total	3,118.72
TOTAL—Municipal expenditures	\$53,866.20
Required Payments for Local School, County, and Special District Taxes	
	95,645.07
TOTAL EXPENDITURES AND REQUIRED PAYMENTS	\$149,511.27
Reserve for uncollected taxes	\$4,423.51
GRAND TOTAL—Budget	\$153,934.78
RECEIPTS AND REVENUES REALIZED IN 1956 TO MEET EXPENDITURES AND REQUIRED PAYMENTS	
Surplus revenue appropriated ..	\$9,000.00
Miscellaneous revenues realized.	29,059.22
State aid revenues realized	1,185.00
Delinquent taxes including	
liens—1956 collections	3,135.98
Current taxes—1956 collections..	126,509.91
Emergency borrowings
TOTAL RECEIPTS AND REVENUES REALIZED	\$168,890.11
CAPITAL OUTLAY—1956	
Beaches and boardwalks
Buildings and equipment	\$8,725.42
Parks and playgrounds
Sewers
Streets, roads and bridges
Water supply	18,425.25
Other

Tax rate	\$10.09
Local school tax rate	5.69
County tax rate	1.72
Local purpose tax rate	2.68
TAXES	
Local school tax ...	\$73,461.68
County taxes	22,133.39
Special district taxes
Local purpose levy	\$95,645.07
	36,165.50
Total tax levy (tax duplicate) ..	\$131,810.57
Per Capita Total Tax Levy	\$85.54
Current	
1956 taxes levied (total)	\$131,810.57
Collected in 1956	126,509.91
Per cent of levy collected in 1956 ..	95.97
Transferred to liens
Cancelled, abated or adjusted
Outstanding December 31, 1956 ..	\$5,300.66
All Prior Years Outstanding	
Balance January 1, 1956	\$3,396.72
Collected in 1956	3,135.98
Balance December 31, 1956	\$260.74
Tax Title Liens Outstanding	
Balance January 1, 1956
Redeemed by cash
Balance December 31, 1956
Property Acquired by Deed or Foreclosure	
Balance January 1, 1956	\$3,059.44
Sale for cash	2,700.00
Balance December 31, 1956	\$2,659.44

CAPITAL DEBT, DECEMBER 31, 1956	
Gross Debt	
School debt	\$75,000.00
Self-liquidating debt.	84,285.00
Other capital debt ..	2,000.00
TOTAL GROSS DEBT	\$161,285.00
Per Capita Gross Debt	\$104.66
Deductions for	
School debt	\$75,000.00
Self-liquidating debt.	84,285.00
Other capital debt
TOTAL DEDUCTIONS	159,285.00
NET DEBT	\$2,000.00
Average Assessed Valuations	
Real Property 1954-1955-1956..	\$1,121,564.00
Per Cent of Net Debt	0.17

CURRENT FINANCES DECEMBER 31, 1956	
Cash	\$48,542.03
Taxes receivable	5,561.40
Tax title liens
Foreclosed property	2,659.44
Other receivables	4,665.34
State road aid receivable	4,470.12
Emergencies and deferred charges ..	3,075.63
TOTAL ASSETS	\$68,973.96
Cash liabilities	\$6,321.26
Reserves for receivables	12,886.18
Surplus revenue	49,766.52
TOTAL LIABILITIES AND SURPLUS	\$68,973.96

SWEDESBORO BOROUGH—GLOUCESTER COUNTY

Population Census, 1950—2,459 Land Area 0.77 sq. mi. Net Valuation Taxable \$2,232,388

EXPENDITURES AND REQUIRED PAYMENTS FOR 1956

General Government	
Administrative and executive	\$19,754.72
Assessment and collection of taxes	3,200.00
Finance Department
Protection to Persons & Property	
Fire	4,925.00
Police	32,909.69
Other
Streets and Roads	
Repairs and maintenance	10,678.00
Street lighting	7,500.00
Sanitation	
Street cleaning
Garbage and ash removal	4,583.60
Sewers
Health and Charities	
Health service	550.00
Welfare—public assistance	526.00
Hospitals (aid and maintenance)
Other	1,567.99
Recreation	
Beaches and boardwalks
Parks and playgrounds	40.00
Other
Educational	
(Exclusive of school districts) ..	1,100.00
Unclassified Purposes	
(Including contingent)	500.00
SUB-TOTAL—Municipal functions..	\$87,835.00

Tax rate	\$6.90
Local school tax rate	3.22
County tax rate	0.72
Local purpose tax rate	2.96

TAXES

Local school tax ...	\$71,935.69	
County taxes	16,108.74	
Special district taxes	
Local purpose levy	\$88,044.43
Total tax levy (tax duplicate)	<u>\$155,207.93</u>
Per Capita Total Tax Levy		
		\$63.12
Current		
1956 taxes levied (total)		\$155,207.93
Collected in 1956		147,000.05
Per cent of levy collected in 1956 ..	94.71	
Transferred to liens
Cancelled, abated or adjusted		35.00
Outstanding December 31, 1956 ..		<u>\$8,172.88</u>

All Prior Years Outstanding		
Balance January 1, 1956		\$20,778.79
Collected in 1956		10,481.13
Balance December 31, 1956		<u>\$10,237.76</u>

Tax Title Liens Outstanding		
Balance January 1, 1956
Redeemed by cash
Balance December 31, 1956		<u>.....</u>

Property Acquired by Deed or Foreclosure		
Balance January 1, 1956
Sale for cash
Balance December 31, 1956		<u>.....</u>

CAPITAL DEBT, DECEMBER 31, 1956

Gross Debt		
School debt	\$37,346.00	
Self-liquidating debt.	218,500.00	
Other capital debt	
TOTAL GROSS DEBT		\$255,846.00
Per Capita Gross Debt		
		\$104.04

Deductions for		
School debt	\$37,346.00	
Self-liquidating debt.	124,855.00	
Other capital debt	
TOTAL DEDUCTIONS		162,201.00
NET DEBT		\$93,645.00

Average Assessed Valuations		
Real Property 1954-1955-1956..	\$1,733,770.00	
Per Cent of Net Debt	5.40	

CURRENT FINANCES DECEMBER 31, 1956		
Cash	\$44,774.72	
Taxes receivable	18,405.64	
Tax title liens	
Foreclosed property	
Other receivables	1,945.23	
State road aid receivable	8,699.00	
Emergencies and deferred charges	
TOTAL ASSETS		\$73,824.59
Cash liabilities	\$11,014.92	
Reserves for receivables	20,350.87	
Surplus revenue	42,458.80	
TOTAL LIABILITIES AND SURPLUS		\$73,824.59

Per Capita—Municipal functions	\$35.72
Capital imp'ts and capital imp't fund	\$28,490.00
Debt Service	
Principal payments
Interest payments
Total
Per Capita Debt Service	

Deferred Charges and Statutory Expenditures	
Emergencies
Other deferred chgs. ..	\$3,912.79
Total	3,912.79

TOTAL—Municipal expenditures ..	\$120,237.79
Required Payments for Local School, County, and Special District Taxes	88,044.43
TOTAL EXPENDITURES AND REQUIRED PAYMENTS	\$208,282.22
Reserve for uncollected taxes	\$16,124.71
GRAND TOTAL—Budget	\$224,406.93

RECEIPTS AND REVENUES REALIZED IN 1956 TO MEET EXPENDITURES AND REQUIRED PAYMENTS	
Surplus revenue appropriated ..	\$20,000.00
Miscellaneous revenues realized.	37,979.13
State aid revenues realized	8,699.00
Delinquent taxes including	
Liens—1956 collections	10,481.13
Current taxes—1956 collections..	147,000.05
Emergency borrowings
TOTAL RECEIPTS AND REVENUES REALIZED	\$224,159.31

CAPITAL OUTLAY—1956

Beaches and boardwalks
Buildings and equipment
Parks and playgrounds
Sewers	\$11,372.02
Streets, roads and bridges
Water supply
Other

TABERNACLE TOWNSHIP—BURLINGTON COUNTY

Population Census, 1950—1,034

Land Area 48.39 sq. mi.

Net Valuation Taxable \$458,950

EXPENDITURES AND REQUIRED PAYMENTS FOR 1956

General Government	
Administrative and executive	\$4,382.71
Assessment and collection of taxes	1,819.40
Finance Department	
Protection to Persons & Property	
Fire	1,000.00
Police	925.68
Other	
Streets and Roads	
Repairs and maintenance	9,633.72
Street lighting	228.60
Sanitation	
Street cleaning	
Garbage and ash removal	
Sewers	
Health and Charities	
Health service	16.78
Welfare—public assistance	190.00
Hospitals (aid and maintenance)	
Other	
Recreation	
Beaches and boardwalks	
Parks and playgrounds	
Other	
Educational (Exclusive of school districts) ..	
Unclassified Purposes (Including contingent)	
	567.50
SUB-TOTAL—Municipal functions..	\$18,764.39

Per Capita—Municipal functions ...	\$18.15
Capital imp'ts and capital imp't fund	\$4,000.00
Debt Service	
Principal payments ..	
Interest payments ..	
Total	
Per Capita Debt Service	
Deferred Charges and Statutory Expenditures	
Emergencies	
Other deferred chgs. \$3,135.67	
Total	3,135.67
TOTAL—Municipal expenditures ...	\$25,900.06

Required Payments for Local School, County, and Special District Taxes	38,924.33
---	------------------

TOTAL EXPENDITURES AND REQUIRED PAYMENTS	\$64,824.39
Reserve for uncollected taxes	\$14,795.64
GRAND TOTAL—Budget	\$79,620.03

RECEIPTS AND REVENUES REALIZED IN 1956 TO MEET EXPENDITURES AND REQUIRED PAYMENTS	
Surplus revenue appropriated ..	\$3,468.06
Miscellaneous revenues realized.	11,743.74
State aid revenues realized	7,631.00
Delinquent taxes including	
liens—1956 collections	11,301.41
Current taxes—1956 collections..	38,924.33
Emergency borrowings	
TOTAL RECEIPTS AND REVENUES REALIZED	\$73,068.54

CAPITAL OUTLAY—1956

Beaches and boardwalks	
Buildings and equipment	
Parks and playgrounds	
Sewers	
Streets, roads and bridges	
Water supply	
Other	

Tax rate	\$11.64
Local school tax rate	6.87
County tax rate	3.33
Local purpose tax rate	1.44

TAXES

Local school tax ...	\$31,543.02	
County taxes	15,305.67	
Special district taxes		
Local purpose levy		\$46,848.69
		6,517.64
Total tax levy (tax duplicate) ..		\$53,366.33

Per Capita Total Tax Levy	\$51.61
Current	
1956 taxes levied (total)	\$53,652.29
Collected in 1956	38,924.33
Per cent of levy collected in 1956 ...	72.54
Transferred to liens	664.74
Cancelled, abated or adjusted	448.12
Outstanding December 31, 1956 ..	\$13,615.10

All Prior Years Outstanding	
Balance January 1, 1956	\$15,397.42
Collected in 1956	10,758.38
Balance December 31, 1956	\$4,477.20

Tax Title Liens Outstanding	
Balance January 1, 1956	\$3,807.48
Redeemed by cash	543.03
Balance December 31, 1956	\$3,382.94

Property Acquired by Deed or Foreclosure	
Balance January 1, 1956	
Sale for cash	
Balance December 31, 1956	\$480.00

CAPITAL DEBT, DECEMBER 31, 1956

Gross Debt	
School debt	\$50,000.00
Self-liquidating debt.	
Other capital debt ..	
TOTAL GROSS DEBT	\$50,000.00
Per Capita Gross Debt	\$48.36

Deductions for	
School debt	\$27,074.00
Self-liquidating debt.	
Other capital debt ..	
TOTAL DEDUCTIONS	27,074.00
NET DEBT	\$22,926.00

Average Assessed Valuations	
Real Property 1954-1955-1956..	\$451,232.00
Per Cent of Net Debt	5.08

CURRENT FINANCES DECEMBER 31, 1956

Cash	\$8,482.57
Taxes receivable	18,092.30
Tax title liens	3,382.94
Foreclosed property	480.00
Other receivables	113.99
State road aid receivable	2,700.00
Emergencies and deferred charges ..	332.72
TOTAL ASSETS	\$33,584.52

Cash liabilities	\$3,254.25
Reserves for receivables	22,069.23
Surplus revenue	8,261.04

TOTAL LIABILITIES AND SURPLUS	\$33,584.52
--	--------------------

TAVISTOCK BOROUGH—CAMDEN COUNTY

Population Census, 1950—15 Land Area 0.44 sq. mi. Net Valuation Taxable \$101,200

EXPENDITURES AND RE-REQUIRED PAYMENTS FOR 1956	
General Government	
Administrative and executive	\$1,575.00
Assessment and collection of taxes	500.00
Finance Department
Protection to Persons & Property	
Fire
Police	1,450.00
Other
Streets and Roads	
Repairs and maintenance	75.00
Street lighting	175.00
Sanitation	
Street cleaning
Garbage and ash removal
Sewers
Health and Charities	
Health service
Welfare—public assistance
Hospitals (aid and maintenance)
Other
Recreation	
Beaches and boardwalks
Parks and playgrounds
Other
Educational	
(Exclusive of school districts)
Unclassified Purposes	
(Including contingent)
SUB-TOTAL—Municipal functions..	\$3,775.00

Per Capita—Municipal functions	\$251.67
Capital imp'ts and capital imp't fund
Debt Service	
Principal payments
Interest payments
Total
Per Capita Debt Service	
Deferred Charges and Statutory Expenditures	
Emergencies
Other deferred chgs.	\$60.00
Total	60.00
TOTAL—Municipal expenditures ..	\$3,835.00

Required Payments for Local School, County, and Special District Taxes	1,748.97
TOTAL EXPENDITURES AND REQUIRED PAYMENTS	\$5,583.97
Reserve for uncollected taxes
GRAND TOTAL—Budget	\$5,583.97

RECEIPTS AND REVENUES REALIZED IN 1956 TO MEET EXPENDITURES AND RE-REQUIRED PAYMENTS	
Surplus revenue appropriated ..	\$256.60
Miscellaneous revenues realized ..	348.57
State aid revenues realized	59.00
Delinquent taxes including	
liens—1956 collections
Current taxes—1956 collections ..	4,989.16
Emergency borrowings
TOTAL RECEIPTS AND REVENUES REALIZED	\$5,653.33

CAPITAL OUTLAY—1956	
Beaches and boardwalks
Buildings and equipment
Parks and playgrounds
Sewers
Streets, roads and bridges
Water supply
Other

Tax rate	\$4.93
Local school tax rate	0.42
County tax rate	1.31
Local purpose tax rate	3.20
TAXES	
Local school tax ...	\$425.00
County taxes	1,323.97
Special district taxes
Local purpose levy	\$1,748.97
Total tax levy (tax duplicate) ..	\$4,987.37
Per Capita Total Tax Levy	\$332.49
Current	
1956 taxes levied (total)	\$4,989.16
Collected in 1956	4,989.16
Per cent of levy collected in 1956 ...	100.00
Transferred to liens
Cancelled, abated or adjusted
Outstanding December 31, 1956
All Prior Years Outstanding	
Balance January 1, 1956
Collected in 1956
Balance December 31, 1956

Tax Title Liens Outstanding	
Balance January 1, 1956
Redeemed by cash
Balance December 31, 1956
Property Acquired by Deed or Foreclosure	
Balance January 1, 1956
Sale for cash
Balance December 31, 1956

CAPITAL DEBT, DECEMBER 31, 1956	
Gross Debt	
School debt
Self-liquidating debt
Other capital debt
TOTAL GROSS DEBT
Per Capita Gross Debt
Deductions for	
School debt
Self-liquidating debt
Other capital debt
TOTAL DEDUCTIONS
NET DEBT
Average Assessed Valuations	
Real Property 1954-1955-1956..	\$95,600.00
Per Cent of Net Debt

CURRENT FINANCES DECEMBER 31, 1956	
Cash	\$2,502.02
Taxes receivable
Tax title liens
Foreclosed property
Other receivables
State road aid receivable
Emergencies and deferred charges
TOTAL ASSETS	\$2,502.02
Cash liabilities	\$410.55
Reserves for receivables
Surplus revenue	2,091.47
TOTAL LIABILITIES AND SURPLUS	\$2,502.02

TEANECK TOWNSHIP—BERGEN COUNTY

Population Census, 1950—33,772 Land Area 5.9 sq. mi. Net Valuation Taxable \$53,221,033

EXPENDITURES AND REQUIRED PAYMENTS FOR 1956	
General Government	
Administrative and executive	\$203,645.00
Assessment and collection of taxes	66,365.00
Finance Department	18,540.00
Protection to Persons & Property	
Fire	357,126.00
Police	347,965.00
Other
Streets and Roads	
Repairs and maintenance	182,992.83
Street lighting	57,800.00
Sanitation	
Street cleaning	21,650.00
Garbage and ash removal	16,200.00
Sewers	227,708.00
Health and Charities	
Health service	21,585.00
Welfare—public assistance	7,700.00
Hospitals (aid and maintenance)
Other
Recreation	
Beaches and boardwalks
Parks and playgrounds	52,853.00
Other	44,250.00
Educational (Exclusive of school districts)	
	115,284.00
Unclassified Purposes (Including contingent)	
	45,759.00
SUB-TOTAL—Municipal functions..	\$1,787,422.83

Per Capita—Municipal functions	\$52.93
Capital imp'ts and capital imp't fund	\$258,000.00
Debt Service	
Principal payments	\$121,202.58
Interest payments	22,621.25
Total	143,823.83
Per Capita Debt Service	\$4.26
Deferred Charges and Statutory Expenditures	
Emergencies
Other deferred chgs.	\$119,968.19
Total	119,968.19
TOTAL—Municipal expenditures	\$2,309,214.85

Required Payments for Local School, County, and Special District Taxes	3,079,711.99
TOTAL EXPENDITURES AND REQUIRED PAYMENTS	\$5,388,926.84
Reserve for uncollected taxes	\$137,000.00
GRAND TOTAL—Budget	\$5,525,926.84

RECEIPTS AND REVENUES REALIZED IN 1956 TO MEET EXPENDITURES AND REQUIRED PAYMENTS	
Surplus revenue appropriated	\$370,000.00
Miscellaneous revenues realized	590,258.83
State aid revenues realized	22,140.00
Delinquent taxes including	
liens—1956 collections	52,089.80
Current taxes—1956 collections.. . . .	4,491,383.58
Emergency borrowings
TOTAL RECEIPTS AND REVENUES REALIZED	\$5,525,872.21

CAPITAL OUTLAY—1956

Beaches and boardwalks
Buildings and equipment	\$10,128.31
Parks and playgrounds	29,112.99
Sewers	10,513.60
Streets, roads and bridges	149,264.97
Water supply
Other	500.00

Tax rate	\$8.58
Local school tax rate	4.68
County tax rate	1.11
Local purpose tax rate	2.79

TAXES

Local school tax	\$2,489,246.70
County taxes	590,465.29
Special district taxes
Local purpose levy	\$3,079,711.99
Total tax levy (tax duplicate) ..	\$4,572,135.84
Per Capita Total Tax Levy	\$135.38

Current	
1956 taxes levied (total)	\$4,609,696.92
Collected in 1956	4,491,383.58
Per cent of levy collected in 1956	97.43
Transferred to liens	221.37
Cancelled, abated or adjusted	36,116.74
Outstanding December 31, 1956 ..	\$81,975.23

All Prior Years Outstanding	
Balance January 1, 1956	\$66,935.67
Collected in 1956	51,837.87
Balance December 31, 1956	\$15,064.02

Tax Title Liens Outstanding	
Balance January 1, 1956	\$429.88
Redeemed by cash	251.93
Balance December 31, 1956	\$578.08

Property Acquired by Deed or Foreclosure	
Balance January 1, 1956	\$621,055.50
Sale for cash	83,174.43
Balance December 31, 1956	\$604,320.00

CAPITAL DEBT, DECEMBER 31, 1956

Gross Debt	
School debt	\$7,227,000.00
Self-liquidating debt.
Other capital debt	1,108,146.00
TOTAL GROSS DEBT	\$8,335,146.00
Per Capita Gross Debt	\$246.81

Deductions for	
School debt	\$3,628,797.00
Self-liquidating debt.
Other capital debt	31,903.00
TOTAL DEDUCTIONS	3,660,700.00
NET DEBT	\$4,674,446.00

Average Assessed Valuations	
Real Property 1954-1955-1956.. . . .	\$45,359,965.00
Per Cent of Net Debt	10.30

CURRENT FINANCES DECEMBER 31, 1956

Cash	\$725,805.79
Taxes receivable	97,039.25
Tax title liens	578.08
Foreclosed property	604,320.00
Other receivables	26,565.24
State road aid receivable	7,290.00
Emergencies and deferred charges ..	50,500.00
TOTAL ASSETS	\$1,512,098.36

Cash liabilities	\$146,421.91
Reserves for receivables	728,502.57
Surplus revenue	637,173.88
TOTAL LIABILITIES AND SURPLUS	\$1,512,098.36

TENAFLY BOROUGH—BERGEN COUNTY

Population Census, 1950—9,651 Land Area 4.4 sq. mi. Net Valuation Taxable \$21,096,528

EXPENDITURES AND REQUIRED PAYMENTS FOR 1956	
General Government	
Administrative and executive	\$79,737.73
Assessment and collection of taxes	23,545.27
Finance Department	3,510.00
Protection to Persons & Property	
Fire	40,979.00
Police	170,184.00
Other
Streets and Roads	
Repairs and maintenance	112,525.00
Street lighting	19,800.00
Sanitation	
Street cleaning
Garbage and ash removal	88,427.50
Sewers	86,741.00
Health and Charities	
Health service	16,777.00
Welfare—public assistance	3,050.00
Hospitals (aid and maintenance)
Other	64.00
Recreation	
Beaches and boardwalks
Parks and playgrounds	4,402.50
Other	10,335.00
Educational	
(Exclusive of school districts) ..	20,480.00
Unclassified Purposes	
(Including contingent)	8,906.00
SUB-TOTAL—Municipal functions..	\$689,464.00
Per Capita—Municipal functions	\$71.44
Capital imp'ts and capital imp't fund	\$30,200.00
Debt Service	
Principal payments ..	\$61,000.00
Interest payments ..	15,897.50
Total	76,897.50
Per Capita Debt Service	\$7.97
Deferred Charges and Statutory Expenditures	
Emergencies
Other deferred chgs.	\$30,728.34
Total	30,728.34
TOTAL—Municipal expenditures ...	\$827,289.84
Required Payments for Local School, County, and Special District Taxes	
.....	1,182,113.96
TOTAL EXPENDITURES AND REQUIRED PAYMENTS	\$2,009,403.80
Reserve for uncollected taxes	\$71,235.01
GRAND TOTAL—Budget	\$2,080,638.81
RECEIPTS AND REVENUES REALIZED IN 1956 TO MEET EXPENDITURES AND REQUIRED PAYMENTS	
Surplus revenue appropriated ..	\$110,000.00
Miscellaneous revenues realized ..	207,091.27
State aid revenues realized	7,031.00
Delinquent taxes including liens—1956 collections	
.....	42,781.30
Current taxes—1956 collections..	1,763,275.38
Emergency borrowings
TOTAL RECEIPTS AND REVENUES REALIZED	\$2,130,178.95

CAPITAL OUTLAY—1956

Beaches and boardwalks
Buildings and equipment	\$2,458.66
Parks and playgrounds
Sewers
Streets, roads and bridges	15,295.52
Water supply
Other

Tax rate	\$8.28
Local school tax rate	4.56
County tax rate	1.04
Local purpose tax rate	2.78

TAXES

Local school tax ...	\$961,961.81	
County taxes	220,152.15	
Special district taxes	
Local purpose levy	\$1,182,113.96
		588,783.25
Total tax levy (tax duplicate) ..		\$1,770,897.21

Per Capita Total Tax Levy **\$183.49**

Current

1956 taxes levied (total)	\$1,804,663.41
Collected in 1956	1,763,275.38
Per cent of levy collected in 1956 ...	97.70
Transferred to liens	263.13
Cancelled, abated or adjusted	2,796.43
Outstanding December 31, 1956 ..	\$38,328.47

All Prior Years Outstanding

Balance January 1, 1956	\$45,953.18
Collected in 1956	42,781.30
Balance December 31, 1956	\$3,171.88

Tax Title Liens Outstanding

Balance January 1, 1956	\$4,058.13
Redeemed by cash
Balance December 31, 1956	\$4,321.26

Property Acquired by Deed or Foreclosure

Balance January 1, 1956	\$123,150.00
Sale for cash	15,698.41
Balance December 31, 1956	\$118,055.00

CAPITAL DEBT, DECEMBER 31, 1956

Gross Debt	
School debt	\$4,487,000.00
Self-liquidating debt
Other capital debt ..	587,944.00
TOTAL GROSS DEBT	\$5,074,944.00
Per Capita Gross Debt	\$525.85

Deductions for

School debt	\$1,518,156.00
Self-liquidating debt
Other capital debt
TOTAL DEDUCTIONS	1,518,156.00
NET DEBT	\$3,556,788.00

Average Assessed Valuations

Real Property 1954-1955-1956..	\$18,976,956.00
Per Cent of Net Debt	18.74

CURRENT FINANCES DECEMBER 31, 1956

Cash	\$160,303.28
Taxes receivable	41,500.35
Tax title liens	4,321.26
Foreclosed property	118,055.00
Other receivables	53,278.51
State road aid receivable
Emergencies and deferred charges ..	25,735.30
TOTAL ASSETS	\$403,193.70

Cash liabilities	\$47,766.51
Reserves for receivables	217,155.12
Surplus revenue	138,272.07

TOTAL LIABILITIES AND SURPLUS **\$403,193.70**

TETERBORO BOROUGH—BERGEN COUNTY

Population Census, 1950—28

Land Area 1.2 sq. mi.

Net Valuation Taxable \$7,832,929

EXPENDITURES AND REQUIRED PAYMENTS FOR 1956

General Government	
Administrative and executive	\$31,680.00
Assessment and collection of taxes ..	2,505.00
Finance Department	1,800.00
Protection to Persons & Property	
Fire	9,400.00
Police	10,899.75
Other
Streets and Roads	
Repairs and maintenance	24,489.44
Street lighting	3,400.00
Sanitation	
Street cleaning
Garbage and ash removal	300.00
Sewers	11,100.00
Health and Charities	
Health service	1,442.00
Welfare—public assistance	1.00
Hospitals (aid and maintenance) ..	100.00
Other
Recreation	
Beaches and boardwalks
Parks and playgrounds
Other
Educational	
(Exclusive of school districts)
Unclassified Purposes	
(Including contingent)	50.00
SUB-TOTAL—Municipal functions..	\$97,167.19

Per Capita—Municipal functions	
Capital imp'ts and capital imp't fund	\$80,000.00
Debt Service	
Principal payments ..	\$10,000.00
Interest payments ..	525.00
Total	10,525.00
Per Capita Debt Service	
	\$375.89
Deferred Charges and Statutory Expenditures	
Emergencies
Other deferred chgs.	\$1,704.00
Total	1,704.00

TOTAL—Municipal expenditures ...	\$189,396.19
Required Payments for Local School, County, and Special District Taxes	57,494.98
TOTAL EXPENDITURES AND REQUIRED PAYMENTS	\$246,891.17
Reserve for uncollected taxes	\$1,108.89
GRAND TOTAL—Budget	\$248,000.06

RECEIPTS AND REVENUES REALIZED IN 1956 TO MEET EXPENDITURES AND REQUIRED PAYMENTS	
Surplus revenue appropriated
Miscellaneous revenues realized.	\$35,365.94
State aid revenues realized	5,098.00
Delinquent taxes including liens—1956 collections
Current taxes—1956 collections..	217,755.42
Emergency borrowings
TOTAL RECEIPTS AND REVENUES REALIZED	\$258,219.36

CAPITAL OUTLAY—1956	
Beaches and boardwalks
Buildings and equipment
Parks and playgrounds
Sewers
Streets, roads and bridges	\$3,972.67
Water supply
Other

Tax rate	\$2.78
Local school tax rate	0.01
County tax rate	0.73
Local purpose tax rate	2.04

TAXES	
Local school tax ...	\$400.00
County taxes	57,094.98
Special district taxes
Local purpose levy	160,099.52
Total tax levy (tax duplicate) ..	\$217,594.50

Per Capita Total Tax Levy	\$7,771.23
Current	
1956 taxes levied (total)	\$217,755.42
Collected in 1956	217,755.42
Per cent of levy collected in 1956 ...	100.00
Transferred to liens
Cancelled, abated or adjusted
Outstanding December 31, 1956

All Prior Years Outstanding	
Balance January 1, 1956
Collected in 1956
Balance December 31, 1956

Tax Title Liens Outstanding	
Balance January 1, 1956
Redeemed by cash
Balance December 31, 1956

Property Acquired by Deed or Foreclosure	
Balance January 1, 1956
Sale for cash
Balance December 31, 1956

CAPITAL DEBT, DECEMBER 31, 1956	
Gross Debt	
School debt
Self-liquidating debt.
Other capital debt ..	\$20,000.00
TOTAL GROSS DEBT	\$20,000.00
Per Capita Gross Debt	\$714.29

Deductions for	
School debt
Self-liquidating debt.
Other capital debt
TOTAL DEDUCTIONS
NET DEBT	\$20,000.00

Average Assessed Valuations	
Real Property 1954-1955-1956..	\$6,321,280.00
Per Cent of Net Debt	0.31

CURRENT FINANCES DECEMBER 31, 1956	
Cash	\$125,634.12
Taxes receivable
Tax title liens
Foreclosed property
Other receivables
State road aid receivable	11,169.72
Emergencies and deferred charges
TOTAL ASSETS	\$136,803.84

Cash liabilities	\$31,224.94
Reserves for receivables
Surplus revenue	105,578.90
TOTAL LIABILITIES AND SURPLUS	\$136,803.84

TEWKSBURY TOWNSHIP—HUNTERDON COUNTY

Population Census, 1950—1,439 Land Area 31.8 sq. mi. Net Valuation Taxable \$1,984,472

EXPENDITURES AND RE-REQUIRED PAYMENTS FOR 1956	
General Government	
Administrative and executive	\$5,322.54
Assessment and collection of taxes	2,533.98
Finance Department	700.00
Protection to Persons & Property	
Fire	2,250.00
Police	1,270.48
Other
Streets and Roads	
Repairs and maintenance	56,000.00
Street lighting	350.00
Sanitation	
Street cleaning
Garbage and ash removal
Sewers
Health and Charities	
Health service	498.00
Welfare—public assistance	955.00
Hospitals (aid and maintenance)
Other
Recreation	
Beaches and boardwalks
Parks and playgrounds
Other
Educational	
(Exclusive of school districts)
Unclassified Purposes	
(Including contingent)
SUB-TOTAL—Municipal functions..	\$69,880.00

Per Capita—Municipal functions	\$48.56
Capital imp'ts and capital imp't fund	\$2,000.00
Debt Service	
Principal payments
Interest payments
Total
Per Capita Debt Service	
Deferred Charges and Statutory Expenditures
Emergencies
Other deferred chgs.	\$800.00
Total	800.00

TOTAL—Municipal expenditures ...	\$72,680.00
Required Payments for Local School, County, and Special District Taxes	140,923.98

TOTAL EXPENDITURES AND REQUIRED PAYMENTS	\$213,603.98
Reserve for uncollected taxes	\$32,723.09
GRAND TOTAL—Budget	\$246,327.07

RECEIPTS AND REVENUES REALIZED IN 1956 TO MEET EXPENDITURES AND REQUIRED PAYMENTS	
Surplus revenue appropriated ..	\$10,000.00
Miscellaneous revenues realized ..	23,096.43
State aid revenues realized	12,966.00
Delinquent taxes including	
liens—1956 collections	24,706.42
Current taxes—1956 collections..	151,017.96
Emergency borrowings
TOTAL RECEIPTS AND REVENUES REALIZED	\$221,786.81

CAPITAL OUTLAY—1956	
Beaches and boardwalks
Buildings and equipment
Parks and playgrounds
Sewers
Streets, roads and bridges
Water supply
Other

Tax rate	\$9.20
Local school tax rate	5.78
County tax rate	1.32
Local purpose tax rate	2.10

TAXES	
Local school tax ...	\$114,712.06
County taxes	26,211.92
Special district taxes
Local purpose levy	41,487.09
Total tax levy (tax duplicate) ..	\$182,411.07

Per Capita Total Tax Levy	\$126.76
Current	
1956 taxes levied (total)	\$183,760.46
Collected in 1956	151,017.96
Per cent of levy collected in 1956 ...	82.18
Transferred to liens	36.80
Cancelled, abated or adjusted ...	745.47
Outstanding December 31, 1956 ..	\$31,960.23

All Prior Years Outstanding	
Balance January 1, 1956	\$33,352.97
Collected in 1956	24,706.42
Balance December 31, 1956	\$8,496.75

Tax Title Liens Outstanding	
Balance January 1, 1956	\$443.35
Redeemed by cash
Balance December 31, 1956	\$513.59

Property Acquired by Deed or Foreclosure	
Balance January 1, 1956
Sale for cash
Balance December 31, 1956

CAPITAL DEBT, DECEMBER 31, 1956

Gross Debt	
School debt	\$491,920.00
Self-liquidating debt
Other capital debt
TOTAL GROSS DEBT	\$491,920.00
Per Capita Gross Debt	\$341.85

Deductions for	
School debt	\$426,604.00
Self-liquidating debt
Other capital debt
TOTAL DEDUCTIONS	426,604.00
NET DEBT	\$65,316.00

Average Assessed Valuations	
Real Property 1954-1955-1956..	\$1,728,060.00
Per Cent of Net Debt	3.77

CURRENT FINANCES DECEMBER 31, 1956

Cash	\$112,379.97
Taxes receivable	40,456.98
Tax title liens	513.59
Foreclosed property
Other receivables
State road aid receivable
Emergencies and deferred charges
TOTAL ASSETS	\$153,350.54

Cash liabilities	\$48,970.23
Reserves for receivables	40,970.57
Surplus revenue	63,409.74
TOTAL LIABILITIES AND SURPLUS	\$153,350.54

TOTOWA BOROUGH—PASSAIC COUNTY

Population Census, 1950—6,045 Land Area 3.9 sq. mi. Net Valuation Taxable \$12,223,070

EXPENDITURES AND RE- QUIRED PAYMENTS FOR 1956	
General Government	
Administrative and executive	\$33,950.00
Assessment and collection of taxes	10,450.00
Finance Department	14,800.00
Protection to Persons & Property	
Fire	14,700.00
Police	62,250.00
Other
Streets and Roads	
Repairs and maintenance	40,775.00
Street lighting	6,200.00
Sanitation	
Street cleaning
Garbage and ash removal	25,000.00
Sewers	27,100.00
Health and Charities	
Health service	5,520.00
Welfare—public assistance	725.00
Hospitals (aid and maintenance)
Other
Recreation	
Beaches and boardwalks
Parks and playgrounds	1,400.00
Other
Educational	
(Exclusive of school districts)
Unclassified Purposes	
(Including contingent)	1,200.00
SUB-TOTAL—Municipal functions..	\$244,070.00

Per Capita—Municipal functions	\$40.38
Capital imp'ts and capital imp't fund	\$41,450.00
Debt Service	
Principal payments	\$27,569.17
Interest payments	2,433.98
Total	30,003.15
Per Capita Debt Service	\$4.96
Deferred Charges and Statutory Expenditures	
Emergencies	\$1,150.00
Other deferred chgs.	48,767.65
Total	49,917.65
TOTAL—Municipal expenditures	\$365,440.80

Required Payments for Local School, County, and Special District Taxes	533,186.77
TOTAL EXPENDITURES AND REQUIRED PAYMENTS	\$898,627.57
Reserve for uncollected taxes	\$72,801.26
GRAND TOTAL—Budget	\$971,428.83

RECEIPTS AND REVENUES REALIZED IN 1956 TO MEET EXPENDITURES AND REQUIRED PAYMENTS	
Surplus revenue appropriated	\$75,000.00
Miscellaneous revenues realized	179,031.32
State aid revenues realized	9,126.00
Delinquent taxes including	
liens—1956 collections	57,482.34
current taxes—1956 collections..	667,648.01
Emergency borrowings
TOTAL RECEIPTS AND REVENUES REALIZED	\$988,287.67

CAPITAL OUTLAY—1956	
Beaches and boardwalks
Buildings and equipment
Parks and playgrounds
Sewers	\$64,152.25
Streets, roads and bridges	133,490.01
Water supply	22,431.90
Other

Tax rate	\$5.68
Local school tax rate	3.03
County tax rate	1.33
Local purpose tax rate	1.32

TAXES	
Local school tax	\$370,809.51
County taxes	162,377.26
Special district taxes
Local purpose levy	\$533,186.77
Total tax levy (tax duplicate)	160,262.60
Per Capita Total Tax Levy	\$114.71

Current	
1956 taxes levied (total)	\$703,687.07
Collected in 1956	667,648.01
Per cent of levy collected in 1956	94.87
Transferred to liens	1,968.17
Cancelled, abated or adjusted
Outstanding December 31, 1956	\$34,070.89

All Prior Years Outstanding	
Balance January 1, 1956	\$91,533.71
Collected in 1956	51,663.81
Balance December 31, 1956	\$39,492.88

Tax Title Liens Outstanding	
Balance January 1, 1956	\$43,229.88
Redeemed by cash	5,818.53
Balance December 31, 1956	\$39,379.52

Property Acquired by Deed or Foreclosure	
Balance January 1, 1956	\$48,275.00
Sale for cash	6,095.00
Balance December 31, 1956	\$45,725.00

CAPITAL DEBT, DECEMBER 31, 1956	
Gross Debt	
School debt	\$1,050,607.00
Self-liquidating debt	82,000.00
Other capital debt	1,176,655.00
TOTAL GROSS DEBT	\$2,309,262.00
Per Capita Gross Debt	\$382.01

Deductions for	
School debt	\$1,050,607.00
Self-liquidating debt	82,000.00
Other capital debt
TOTAL DEDUCTIONS	1,132,607.00
NET DEBT	\$1,176,655.00

Average Assessed Valuations	
Real Property 1954-1955-1956..	\$10,753,460.00
Per Cent of Net Debt	10.94

CURRENT FINANCES DECEMBER 31, 1956	
Cash	\$483,152.05
Taxes receivable	73,563.77
Tax title liens	39,379.52
Foreclosed property	45,725.00
Other receivables	36,379.90
State road aid receivable	19,372.76
Emergencies and deferred charges	16,844.60
TOTAL ASSETS	\$714,417.60
Cash liabilities	\$290,920.85
Reserves for receivables	195,048.19
Surplus revenue	228,448.56
TOTAL LIABILITIES AND SURPLUS	\$714,417.60

TRENTON CITY—MERCER COUNTY

Population Census, 1950—128,009 Land Area 7.5 sq. mi. Net Valuation Taxable \$179,168,295

EXPENDITURES AND REQUIRED PAYMENTS FOR 1956

General Government

Administrative and executive \$422,337.02

Assessment and collection of taxes 146,926.62

Finance Department 66,182.50

Protection to Persons & Property

Fire 1,190,934.64

Police 1,473,722.66

Other 116,758.24

Streets and Roads

Repairs and maintenance 380,668.42

Street lighting 202,922.72

Sanitation

Street cleaning 190,334.20

Garbage and ash removal 497,718.40

Sewers 234,021.99

Health and Charities

Health service 241,441.60

Welfare—public assistance 328,009.77

Hospitals (aid and maintenance). 1,005,080.87

Other 7,263.49

Recreation

Beaches and boardwalks

Parks and playgrounds 474,188.56

Other

Educational

(Exclusive of school districts) .. 326,694.43

Unclassified Purposes

(Including contingent) 15,584.53

SUB-TOTAL—Municipal functions.. \$7,320,790.66

Tax rate \$7.20

Local school tax rate 2.71

County tax rate 1.12

Local purpose tax rate 3.37

TAXES

Local school tax ... \$4,848,082.34

County taxes 2,009,110.21

Special district taxes

Local purpose levy \$6,857,192.55

..... 6,091,618.03

Total tax levy (tax duplicate) .. \$12,948,810.58

Per Capita Total Tax Levy \$71.96

Current

1956 taxes levied (total) \$12,989,392.36

Collected in 1956 12,157,534.23

Per cent of levy collected in 1956 ... 93.59

Transferred to liens 4,492.00

Cancelled, abated or adjusted 50,229.60

Outstanding December 31, 1956 .. \$777,136.53

All Prior Years Outstanding

Balance January 1, 1956 \$902,755.65

Collected in 1956 703,649.33

Balance December 31, 1956 \$179,492.41

Tax Title Liens Outstanding

Balance January 1, 1956 \$16,326.39

Relieved by cash 2,289.92

Balance December 31, 1956 \$20,104.14

Property Acquired by Deed or Foreclosure

Balance January 1, 1956 \$169,850.00

Sale for cash 7,275.00

Balance December 31, 1956 \$162,975.00

Per Capita—Municipal functions ... \$57.19

Capital imp'ts and capital imp't fund \$75,000.00

Debt Service

Principal payments .. \$1,265,000.00

Interest payments .. 269,647.75

Total *1,534,647.75

Per Capita Debt Service \$11.99

Deferred Charges and Statutory Expenditures

Emergencies \$100,000.00

Other deferred chgs. 815,844.41

Total 915,844.41

TOTAL—Municipal expenditures ... \$9,846,282.82

CAPITAL DEBT, DECEMBER 31, 1956

Gross Debt

School debt \$5,306,000.00

Self-liquidating debt. 6,774,500.00

Other capital debt .. 7,027,100.00

TOTAL GROSS DEBT \$19,107,600.00

Per Capita Gross Debt \$149.27

Deductions for

School debt \$5,306,000.00

Self-liquidating debt. 6,774,500.00

Other capital debt .. 24,633.00

TOTAL DEDUCTIONS 12,105,133.00

NET DEBT \$7,002,467.00

Average Assessed Valuations

Real Property 1954-1955-1956.. \$146,807,769.00

Per Cent of Net Debt 4.76

Required Payments for Local School, County, and Special District Taxes 6,240,377.13

TOTAL EXPENDITURES AND REQUIRED PAYMENTS \$16,086,659.95

Reserve for uncollected taxes \$913,437.43

GRAND TOTAL—Budget \$17,000,097.38

RECEIPTS AND REVENUES REALIZED IN 1956 TO MEET EXPENDITURES AND REQUIRED PAYMENTS

Surplus revenue appropriated .. \$350,000.00

Miscellaneous revenues realized. 2,978,513.55

State aid revenues realized 172,368.33

Delinquent taxes including

liens—1956 collections 705,939.25

Current taxes—1956 collections.. 12,157,534.23

Emergency borrowings

TOTAL RECEIPTS AND REVENUES REALIZED \$16,364,355.36

CURRENT FINANCES DECEMBER 31, 1956

Cash \$594,566.17

Taxes receivable 956,628.94

Tax title liens 20,104.14

Foreclosed property 162,975.00

Other receivables 204,739.90

State road aid receivable

Emergencies and deferred charges .. 20,860.56

TOTAL ASSETS \$1,959,874.71

Cash liabilities \$321,093.78

Reserves for receivables 1,344,447.98

Surplus revenue 294,332.95

TOTAL LIABILITIES AND SURPLUS \$1,959,874.71

CAPITAL OUTLAY—1956

Beaches and boardwalks

Buildings and equipment \$305,219.49

Parks and playgrounds

Sewers

Streets, roads and bridges 189,754.21

Water supply 537,034.91

Other 195,995.51

* Includes \$516,815.42 Chapter VI, School Debt Service.

TUCKERTON BOROUGH—OCEAN COUNTY

Population Census, 1950—1,332

Land Area 3.8 sq. mi.

Net Valuation Taxable \$680,214

EXPENDITURES AND REQUIRED PAYMENTS FOR 1956

General Government	
Administrative and executive	\$4,170.90
Assessment and collection of taxes	2,813.74
Finance Department
Protection to Persons & Property	
Fire	7,322.60
Police	1,501.00
Other
Streets and Roads	
Repairs and maintenance	3,576.67
Street lighting	3,018.12
Sanitation	
Street cleaning
Garbage and ash removal	2,665.00
Sewers
Health and Charities	
Health service	100.00
Welfare—public assistance	210.00
Hospitals (aid and maintenance)
Other	3,463.10
Recreation	
Beaches and boardwalks
Parks and playgrounds
Other
Educational	
(Exclusive of school districts) ..	200.00
Unclassified Purposes	
(Including contingent)
SUB-TOTAL—Municipal functions..	\$29,041.13
Per Capita—Municipal functions	\$21.80
Capital imp'ts and capital imp't fund
Debt Service	
Principal payments .	\$5,000.00
Interest payments ..	280.00
Total	\$5,280.00
Per Capita Debt Service	\$3.96
Deferred Charges and Statutory Expenditures	
Emergencies
Other deferred chgs.	\$97.56
Total	97.56
TOTAL—Municipal expenditures ...	\$34,418.69
Required Payments for Local School, County, and Special District Taxes	62,484.32
TOTAL EXPENDITURES AND REQUIRED PAYMENTS	\$96,903.01
Reserve for uncollected taxes	\$9,220.01
GRAND TOTAL—Budget	\$106,123.02
RECEIPTS AND REVENUES REALIZED IN 1956 TO MEET EXPENDITURES AND REQUIRED PAYMENTS	
Surplus revenue appropriated ..	\$13,600.00
Miscellaneous revenues realized.	31,213.80
State aid revenues realized	2,428.80
Delinquent taxes including	
liens—1956 collections	6,647.08
Current taxes—1956 collections..	65,294.72
Emergency borrowings
TOTAL RECEIPTS AND REVENUES REALIZED	\$119,184.40
CAPITAL OUTLAY—1956	
Beaches and boardwalks
Buildings and equipment
Parks and playgrounds
Sewers
Streets, roads and bridges
Water supply
Other

Tax rate	\$10.18
Local school tax rate	7.21
County tax rate	1.98
Local purpose tax rate	0.99

TAXES

Local school tax ..	\$49,016.92	
County taxes	13,467.40	
Special district taxes	
Local purpose levy	\$62,484.32
		7,198.68
Total tax levy (tax duplicate) ..		\$69,683.00

Per Capita Total Tax Levy **\$52.31**

Current

1956 taxes levied (total)	\$72,309.16
Collected in 1956	65,294.72
Per cent of levy collected in 1956 ...	90.29
Transferred to liens	426.90
Cancelled, abated or adjusted	709.31
Outstanding December 31, 1956 ..	\$5,878.23

All Prior Years Outstanding

Balance January 1, 1956	\$6,959.36
Collected in 1956	6,552.52
Balance December 31, 1956	\$363.20

Tax Title Liens Outstanding

Balance January 1, 1956	\$7,281.37
Redeemed by cash	94.56
Balance December 31, 1956	\$7,613.71

Property Acquired by Deed or Foreclosure

Balance January 1, 1956	\$2,779.00
Sale for cash	7,000.00
Balance December 31, 1956	\$2,704.00

CAPITAL DEBT, DECEMBER 31, 1956

Gross Debt

School debt	\$36,000.00
Self-liquidating debt.
Other capital debt ..	1,000.00

TOTAL GROSS DEBT **\$37,000.00**

Per Capita Gross Debt **\$27.78**

Deductions for

School debt	\$36,000.00
Self-liquidating debt.
Other capital debt ..	263.00

TOTAL DEDUCTIONS **36,263.00**

NET DEBT **\$737.00**

Average Assessed Valuations

Real Property 1954-1955-1956..	\$596,809.00
Per Cent of Net Debt	0.12

CURRENT FINANCES DECEMBER 31, 1956

Cash	\$32,513.67
Taxes receivable	6,241.43
Tax title liens	7,613.71
Foreclosed property	2,704.00
Other receivables	92.68
State road aid receivable	4,000.00
Emergencies and deferred charges ..	500.00
TOTAL ASSETS	\$53,665.49
Cash liabilities	\$5,971.49
Reserves for receivables	16,651.82
Surplus revenue	31,042.18

TOTAL LIABILITIES AND SURPLUS **\$53,665.49**

UNION TOWNSHIP—HUNTERDON COUNTY

Population Census, 1950—1,557 Land Area 20.5 sq. mi. Net Valuation Taxable \$1,273,852

EXPENDITURES AND RE-REQUIRED PAYMENTS FOR 1956	
General Government	
Administrative and executive	\$5,270.00
Assessment and collection of taxes	1,750.00
Finance Department	450.00
Protection to Persons & Property	
Fire	1,000.00
Police	1,275.00
Other
Streets and Roads	
Repairs and maintenance	30,561.11
Street lighting	500.00
Sanitation	
Street cleaning
Garbage and ash removal
Sewers
Health and Charities	
Health service	920.00
Welfare—public assistance	160.00
Hospitals (aid and maintenance)
Other
Recreation	
Beaches and boardwalks
Parks and playgrounds
Other
Educational (Exclusive of school districts) ..	
.....
Unclassified Purposes (Including contingent)	
.....	20.00
SUB-TOTAL—Municipal functions..	\$41,906.11
Per Capita—Municipal functions	\$26.91
Capital imp'ts and capital imp't fund
Debt Service	
Principal payments
Interest payments
Total
Per Capita Debt Service	
.....
Deferred Charges and Statutory Expenditures	
Emergencies
Other deferred chgs.	\$5,700.00
Total	\$5,700.00
TOTAL—Municipal expenditures ...	\$47,606.11
Required Payments for Local School, County, and Special District Taxes	
.....	103,390.45
TOTAL EXPENDITURES AND REREQUIRED PAYMENTS	\$150,996.56
Reserve for uncollected taxes	\$28,961.81
GRAND TOTAL—Budget	\$179,958.37
RECEIPTS AND REVENUES REALIZED IN 1956 TO MEET EXPENDITURES AND RE-REQUIRED PAYMENTS	
Surplus revenue appropriated ..	\$22,022.92
Miscellaneous revenues realized ..	16,545.81
State aid revenues realized	7,345.00
Delinquent taxes including liens—1956 collections	
.....	22,943.09
Current taxes—1956 collections..	74,825.78
Emergency borrowings
TOTAL RECEIPTS AND REVENUES REALIZED	\$143,682.60

Tax rate	\$8.59
Local school tax rate	6.62
County tax rate	1.50
Local purpose tax rate	0.47
TAXES	
Local school tax ...	\$84,344.94
County taxes	19,045.51
Special district taxes
Local purpose levy	\$103,390.45
.....	6,000.00
Total tax levy (tax duplicate) ..	\$109,390.45
Per Capita Total Tax Levy	\$70.26
Current	
1956 taxes levied (total)	\$110,050.97
Collected in 1956	74,825.78
Per cent of levy collected in 1956 ...	67.99
Transferred to liens
Cancelled, abated or adjusted	379.37
Outstanding December 31, 1956 ..	\$34,845.82
All Prior Years Outstanding	
Balance January 1, 1956	\$25,222.78
Collected in 1956	22,943.09
Balance December 31, 1956	\$2,244.76

Tax Title Liens Outstanding	
Balance January 1, 1956	\$459.86
Redeemed by cash
Balance December 31, 1956	\$459.86
Property Acquired by Deed or Foreclosure	
Balance January 1, 1956
Sale for cash
Balance December 31, 1956

CAPITAL DEBT, DECEMBER 31, 1956

Gross Debt	
School debt	\$416,513.00
Self-liquidating debt
Other capital debt
TOTAL GROSS DEBT	\$416,513.00
Per Capita Gross Debt	\$267.51
Deductions for	
School debt	\$262,270.00
Self-liquidating debt
Other capital debt
TOTAL DEDUCTIONS	262,270.00
NET DEBT	\$154,243.00
Average Assessed Valuations	
Real Property 1954-1955-1956..	\$1,062,613.00
Per Cent of Net Debt	14.51

CURRENT FINANCES DECEMBER 31, 1956

Cash	\$40,180.75
Taxes receivable	37,090.58
Tax title liens	459.86
Foreclosed property
Other receivables
State road aid receivable
Emergencies and deferred charges ..	10,500.00
TOTAL ASSETS	\$88,231.19
Cash liabilities	\$35,877.24
Reserves for receivables	37,550.44
Surplus revenue	14,803.51
TOTAL LIABILITIES AND SURPLUS	\$88,231.19

CAPITAL OUTLAY—1956

Beaches and boardwalks
Buildings and equipment
Parks and playgrounds
Sewers
Streets, roads and bridges
Water supply
Other

UNION TOWNSHIP—OCEAN COUNTY

Population Census, 1950—1,173

Land Area 33.3 sq. mi.

Net Valuation Taxable \$796,690

EXPENDITURES AND REQUIRED PAYMENTS FOR 1956

General Government	
Administrative and executive	\$7,473.93
Assessment and collection of taxes	2,896.84
Finance Department	305.00
Protection to Persons & Property	
Fire	6,215.72
Police	3,803.00
Other
Streets and Roads	
Repairs and maintenance	7,858.72
Street lighting	2,444.27
Sanitation	
Street cleaning
Garbage and ash removal	4,017.50
Sewers
Health and Charities	
Health service	19.00
Welfare—public assistance	1,157.00
Hospitals (aid and maintenance)
Other	3,033.47
Recreation	
Beaches and boardwalks
Parks and playgrounds
Other
Educational	
(Exclusive of school districts)	150.00
Unclassified Purposes	
(Including contingent)	204.37
SUB-TOTAL—Municipal functions..	\$39,578.82

Per Capita—Municipal functions	\$33.74
Capital imp'ts and capital imp't fund
Debt Service	
Principal payments	\$1,500.00
Interest payments	385.00
Total	\$1,885.00
Per Capita Debt Service	
\$1.61	
Deferred Charges and Statutory Expenditures	
Emergencies
Other deferred chgs.	\$291.00
Total	291.00

TOTAL—Municipal expenditures \$41,754.82

Required Payments for Local School, County, and Special District Taxes 53,999.37

TOTAL EXPENDITURES AND REQUIRED PAYMENTS \$95,754.19

Reserve for uncollected taxes \$15,418.89

GRAND TOTAL—Budget \$111,173.08

RECEIPTS AND REVENUES REALIZED IN 1956 TO MEET EXPENDITURES AND REQUIRED PAYMENTS

Surplus revenue appropriated	\$5,000.00
Miscellaneous revenues realized	31,705.24
State aid revenues realized	6,739.00
Delinquent taxes including	
liens—1956 collections	12,854.53
Current taxes—1956 collections..	62,411.43
Emergency borrowings
TOTAL RECEIPTS AND REVENUES REALIZED	\$118,710.20

CAPITAL OUTLAY—1956

Beaches and boardwalks
Buildings and equipment
Parks and playgrounds
Sewers
Streets, roads and bridges
Water supply
Other

Tax rate	\$9.35
Local school tax rate	4.72
County tax rate	2.06
Local purpose tax rate	2.57

TAXES

Local school tax	\$37,618.54	
County taxes	16,380.83	
Special district taxes	
Local purpose levy	\$53,999.37
Total tax levy (tax duplicate)	\$75,062.98
Per Capita Total Tax Levy	\$63.99	

Current		
1956 taxes levied (total)		\$76,309.10
Collected in 1956		62,411.43
Per cent of levy collected in 1956	81.78	
Transferred to liens		490.92
Cancelled, abated or adjusted		322.73
Outstanding December 31, 1956		\$13,084.02

All Prior Years Outstanding		
Balance January 1, 1956		\$18,864.85
Collected in 1956		11,732.18
Balance December 31, 1956		\$7,132.67

Tax Title Liens Outstanding		
Balance January 1, 1956		\$28,840.45
Redeemed by cash		1,122.35
Balance December 31, 1956		\$28,209.02

Property Acquired by Deed or Foreclosure		
Balance January 1, 1956		\$1,871.00
Sale for cash		9,500.00
Balance December 31, 1956		\$1,371.00

CAPITAL DEBT, DECEMBER 31, 1956

Gross Debt		
School debt	\$75,000.00	
Self-liquidating debt.	
Other capital debt	9,500.00	

TOTAL GROSS DEBT \$84,500.00

Per Capita Gross Debt \$72.04

Deductions for		
School debt	\$54,203.00	
Self-liquidating debt.	
Other capital debt	
TOTAL DEDUCTIONS	54,203.00	

NET DEBT \$30,297.00

Average Assessed Valuations		
Real Property 1954-1955-1956..		\$677,543.00
Per Cent of Net Debt		4.47

CURRENT FINANCES DECEMBER 31, 1956

Cash	\$52,900.93
Taxes receivable	20,216.69
Tax title liens	28,209.02
Foreclosed property	1,371.00
Other receivables	246.51
State road aid receivable	7,629.33
Emergencies and deferred charges	11.68
TOTAL ASSETS	\$110,585.16

Cash liabilities	\$11,036.06
Reserves for receivables	50,043.22
Surplus revenue	49,505.88
TOTAL LIABILITIES AND SURPLUS	\$110,585.16

UNION TOWNSHIP—UNION COUNTY

Population Census, 1950—38,004 Land Area 9.0 sq. mi. Net Valuation Taxable \$76,258,022

EXPENDITURES AND RE-REQUIRED PAYMENTS FOR 1956	
General Government	
Administrative and executive	\$172,440.00
Assessment and collection of taxes ..	67,950.00
Finance Department	22,150.00
Protection to Persons & Property	
Fire	426,350.00
Police	492,345.00
Other
Streets and Roads	
Repairs and maintenance	134,635.00
Street lighting	79,600.00
Sanitation	
Street cleaning
Garbage and ash removal	112,900.00
Sewers	31,500.00
Health and Charities	
Health service	55,205.00
Welfare—public assistance	13,840.00
Hospitals (aid and maintenance)
Other	8,285.00
Recreation	
Beaches and boardwalks
Parks and playgrounds	47,040.00
Other
Educational	
(Exclusive of school districts) ..	103,815.00
Unclassified Purposes	
(Including contingent)	47,150.00
SUB-TOTAL—Municipal functions..	\$1,815,205.00

Per Capita—Municipal functions	\$47.76
Capital imp'ts and capital imp't fund ..	\$150,000.00
Debt Service	
Principal payments .	\$269,100.00
Interest payments ..	43,796.00
Total	312,896.00
Per Capita Debt Service	\$8.23
Deferred Charges and Statutory Expenditures	
Emergencies	\$12,000.00
Other deferred chgs.	122,857.00
Total	134,857.00
TOTAL—Municipal expenditures ...	\$2,412,958.00

Required Payments for Local School, County, and Special District Taxes	3,626,518.49
TOTAL EXPENDITURES AND REQUIRED PAYMENTS	\$6,039,476.49
Reserve for uncollected taxes	\$408,024.78
GRAND TOTAL—Budget	\$6,447,501.27

RECEIPTS AND REVENUES REALIZED IN 1956 TO MEET EXPENDITURES AND RE-REQUIRED PAYMENTS	
Surplus revenue appropriated ..	\$600,000.00
Miscellaneous revenues realized ..	943,802.17
State aid revenues realized	34,713.55
Delinquent taxes including liens—1956 collections	
Current taxes—1956 collections..	5,070,868.07
Emergency borrowings
TOTAL RECEIPTS AND REVENUES REALIZED	\$6,792,109.55

CAPITAL OUTLAY—1956	
Beaches and boardwalks
Buildings and equipment	\$345,169.22
Parks and playgrounds	24,639.99
Sewers	13,348.51
Streets, roads and bridges	196,757.72
Water supply
Other	20,583.37

Tax rate	\$6.77
Local school tax rate	3.65
County tax rate	1.11
Local purpose tax rate	2.01

TAXES	
Local school tax ...	\$2,779,741.08
County taxes	846,777.41
Special district taxes
Local purpose levy	\$3,626,518.49
	1,537,109.78
Total tax levy (tax duplicate) ..	\$5,163,628.27

Per Capita Total Tax Levy	\$135.87
Current	
1956 taxes levied (total)	\$5,227,842.44
Collected in 1956	5,070,868.07
Per cent of levy collected in 1956 ...	96.99
Transferred to liens	252.08
Cancelled, abated or adjusted	12,524.16
Outstanding December 31, 1956 ..	\$144,198.13

All Prior Years Outstanding	
Balance January 1, 1956	\$175,287.47
Collected in 1956	142,326.48
Balance December 31, 1956	\$30,842.53

Tax Title Liens Outstanding	
Balance January 1, 1956	\$6,167.35
Redeemed by cash	399.28
Balance December 31, 1956	\$6,057.33

Property Acquired by Deed or Foreclosure	
Balance January 1, 1956	\$747,240.00
Sale for cash	334,582.02
Balance December 31, 1956	\$688,160.00

CAPITAL DEBT, DECEMBER 31, 1956

Gross Debt	
School debt	\$7,444,000.00
Self-liquidating debt.
Other capital debt ..	2,653,861.00
TOTAL GROSS DEBT	\$10,097,861.00
Per Capita Gross Debt	\$265.71
Deductions for	
School debt	\$4,909,772.00
Self-liquidating debt.
Other capital debt ..	75,459.00
TOTAL DEDUCTIONS	4,985,231.00
NET DEBT	\$5,112,630.00

Average Assessed Valuations	
Real Property 1954-1955-1956..	\$61,372,147.00
Per Cent of Net Debt	8.33

CURRENT FINANCES DECEMBER 31, 1956

Cash	\$2,540,492.83
Taxes receivable	175,040.66
Tax title liens	6,057.33
Foreclosed property	688,160.00
Other receivables	495,307.12
State road aid receivable
Emergencies and deferred charges
TOTAL ASSETS	\$3,905,057.94

Cash liabilities	\$1,162,959.43
Reserves for receivables	1,364,565.11
Surplus revenue	1,377,533.40

TOTAL LIABILITIES AND SURPLUS	\$3,905,057.94
--	-----------------------

UNION BEACH BOROUGH—MONMOUTH COUNTY

Population Census, 1950—3,636 Land Area 1.8 sq. mi. Net Valuation Taxable \$1,662,100

EXPENDITURES AND RE-REQUIRED PAYMENTS FOR 1956	
General Government	
Administrative and executive	\$13,286.58
Assessment and collection of taxes	10,525.00
Finance Department	334.50
Protection to Persons & Property	
Fire	10,525.00
Police	21,400.08
Other
Streets and Roads	
Repairs and maintenance	17,801.00
Street lighting	4,696.40
Sanitation	
Street cleaning
Garbage and ash removal	7,716.62
Sewers
Health and Charities	
Health service	1,871.18
Welfare—public assistance	275.00
Hospitals (aid and maintenance)
Other	360.00
Recreation	
Beaches and boardwalks
Parks and playgrounds	600.00
Other
Educational	
(Exclusive of school districts)	600.00
Unclassified Purposes	
(Including contingent)	400.00
SUB-TOTAL—Municipal functions..	\$90,391.36

Per Capita—Municipal functions	\$24.86
Capital imp'ts and capital imp't fund	\$13,985.34
Debt Service	
Principal payments	\$24,000.00
Interest payments	14,175.40
Total	38,175.40
Per Capita Debt Service	\$10.50
Deferred Charges and Statutory Expenditures	
Emergencies	\$4,000.00
Other deferred chgs.	3,270.20
Total	7,270.20

TOTAL—Municipal expenditures \$149,822.30

Required Payments for Local School, County, and Special District Taxes 177,357.16

TOTAL EXPENDITURES AND REQUIRED PAYMENTS \$327,179.46

Reserve for uncollected taxes \$61,366.70

GRAND TOTAL—Budget \$388,546.16

RECEIPTS AND REVENUES REALIZED IN 1956 TO MEET EXPENDITURES AND RE-REQUIRED PAYMENTS	
Surplus revenue appropriated	\$40,000.00
Miscellaneous revenues realized.	64,546.77
State aid revenues realized	5,592.00
Delinquent taxes including	
Heads—1956 collections	31,480.63
Current taxes—1956 collections..	233,599.11
Emergency borrowings
TOTAL RECEIPTS AND REVENUES REALIZED	\$375,218.51

CAPITAL OUTLAY—1956	
Beaches and boardwalks
Buildings and equipment
Parks and playgrounds
Sewers
Streets, roads and bridges
Water supply
Other

Tax rate	\$16.04
Local school tax rate	2.53
County tax rate	8.14
Local purpose tax rate	5.37

TAXES	
Local school tax	\$42,127.29
County taxes	135,229.87
Special district taxes
Local purpose levy	\$177,357.16
	89,097.00
Total tax levy (tax duplicate) ..	\$266,454.16

Per Capita Total Tax Levy	\$73.28
Current	
1956 taxes levied (total)	\$275,691.24
Collected in 1956	233,599.11
Per cent of levy collected in 1956	84.73
Transferred to liens
Cancelled, abated or adjusted
Outstanding December 31, 1956 ..	\$42,092.13

All Prior Years Outstanding	
Balance January 1, 1956	\$36,271.28
Collected in 1956	29,314.28
Balance December 31, 1956	\$6,957.10

Tax Title Liens Outstanding	
Balance January 1, 1956	\$113,625.47
Redeemed by cash	2,166.45
Balance December 31, 1956	\$111,459.02

Property Acquired by Deed or Foreclosure	
Balance January 1, 1956	\$45,367.25
Sale for cash	5,350.00
Balance December 31, 1956	\$40,017.25

CAPITAL DEBT, DECEMBER 31, 1956	
Gross Debt	
School debt	\$235,000.00
Self-liquidating debt.
Other capital debt	394,535.00
TOTAL GROSS DEBT	\$629,535.00
Per Capita Gross Debt	\$173.14

Deductions for	
School debt	\$95,351.00
Self-liquidating debt.
Other capital debt	3,540.00
TOTAL DEDUCTIONS	98,891.00
NET DEBT	\$530,644.00

Average Assessed Valuations	
Real Property 1954-1955-1956..	\$1,589,185.00
Per Cent of Net Debt	33.39

CURRENT FINANCES DECEMBER 31, 1956	
Cash	\$126,651.03
Taxes receivable	49,049.23
Tax title liens	111,459.02
Foreclosed property	40,017.25
Other receivables	902.44
State road aid receivable	4,500.00
Emergencies and deferred charges ..	2,000.00
TOTAL ASSETS	\$334,578.97
Cash liabilities	\$17,838.46
Reserves for receivables	201,427.94
Surplus revenue	115,312.57
TOTAL LIABILITIES AND SURPLUS	\$334,578.97

UNION CITY—CITY—HUDSON COUNTY

Population Census, 1950—55,537 Land Area 1.4 sq. mi. Net Valuation Taxable \$68,731,029

EXPENDITURES AND REQUIRED PAYMENTS FOR 1956

General Government	
Administrative and executive . . .	\$312,255.02
Assessment and collection of taxes	76,348.26
Finance Department	17,650.00
Protection to Persons & Property	
Fire	661,249.93
Police	720,416.12
Other	19,017.00
Streets and Roads	
Repairs and maintenance	117,297.25
Street lighting	65,500.00
Sanitation	
Street cleaning	245,857.00
Garbage and ash removal	168,000.00
Sewers	67,301.50
Health and Charities	
Health service	118,530.00
Welfare—public assistance	262,472.34
Hospitals (aid and maintenance).	800.00
Other	800.00
Recreation	
Beaches and boardwalks	151,791.00
Parks and playgrounds	13,491.21
Other	13,491.21
Educational	
(Exclusive of school districts)	68,250.00
Unclassified Purposes	
(Including contingent)	10,400.00
SUB-TOTAL—Municipal functions..	\$3,096,626.63

Tax rate	\$9.68
Local school tax rate	3.07
County tax rate	1.79
Local purpose tax rate	4.82

TAXES

Local school tax	\$2,112,976.82
County taxes	1,228,648.29
Special district taxes	
Local purpose levy	\$3,341,625.11
	3,332,026.01
Total tax levy (tax duplicate) ..	\$6,673,651.12

Per Capita Total Tax Levy \$120.17

Current

1956 taxes levied (total)	\$6,676,300.83
Collected in 1956	6,288,277.65
Per cent of levy collected in 1956	94.18
Transferred to liens	16,485.64
Cancelled, abated or adjusted	61,517.83
Outstanding December 31, 1956 ..	\$310,019.71

All Prior Years Outstanding

Balance January 1, 1956	\$386,809.37
Collected in 1956	277,059.40
Balance December 31, 1956	\$90,219.62

Tax Title Liens Outstanding

Balance January 1, 1956	\$25,817.93
Redeemed by cash	7,453.73
Balance December 31, 1956	\$39,309.72

Property Acquired by Deed or Foreclosure

Balance January 1, 1956	\$37,450.00
Sale for cash	1,000.00
Balance December 31, 1956	\$40,750.00

CAPITAL DEBT, DECEMBER 31, 1956

Gross Debt	
School debt	\$1,000,000.00
Self-liquidating debt.	7,453.73
Other capital debt ..	4,061,417.00
TOTAL GROSS DEBT	\$5,061,417.00
Per Capita Gross Debt	\$91.14

Deductions for

School debt	\$1,000,000.00
Self-liquidating debt.	7,453.73
Other capital debt ..	393,749.00
TOTAL DEDUCTIONS	1,393,749.00
NET DEBT	\$3,667,668.00

Average Assessed Valuations

Real Property 1954-1955-1956..	\$61,520,962.00
Per Cent of Net Debt	5.96

CURRENT FINANCES DECEMBER 31, 1956

Cash	\$480,296.87
Taxes receivable	400,239.33
Tax title liens	39,309.72
Foreclosed property	40,750.00
Other receivables	2,425.66
State road aid receivable	9,261.11
Emergencies and deferred charges ..	77,794.54
TOTAL ASSETS	\$1,050,077.23
Cash liabilities	\$339,815.91
Reserves for receivables	482,724.71
Surplus revenue	227,536.61
TOTAL LIABILITIES AND SURPLUS	\$1,050,077.23

Per Capita—Municipal functions	\$55.76
Capital imp'ts and capital imp't fund	\$61,742.33
Debt Service	
Principal payments	\$335,658.36
Interest payments ..	159,743.22
Total	*495,401.58
Per Capita Debt Service \$8.92	
Deferred Charges and Statutory Expenditures	
Emergencies	\$91,770.00
Other deferred chgs.	361,252.34
Total	453,022.34
TOTAL—Municipal expenditures ..	\$4,106,792.88
Required Payments for Local School, County, and Special District Taxes	3,140,602.61
TOTAL EXPENDITURES AND REQUIRED PAYMENTS	\$7,247,395.49
Reserve for uncollected taxes	\$467,523.21
GRAND TOTAL—Budget	\$7,714,918.70

RECEIPTS AND REVENUES REALIZED IN 1956 TO MEET EXPENDITURES AND REQUIRED PAYMENTS

Surplus revenue appropriated ..	\$131,770.00
Miscellaneous revenues realized.	604,873.03
State aid revenues realized	85,267.68
Delinquent taxes including	
liens—1956 collections	284,513.13
Current taxes—1956 collections..	6,288,277.65
Emergency borrowings	
TOTAL RECEIPTS AND REVENUES REALIZED	\$7,394,701.49

CAPITAL OUTLAY—1956

Beaches and boardwalks	
Buildings and equipment	
Parks and playgrounds	\$51,681.22
Sewers	
Streets, roads and bridges	50,323.08
Water supply	
Other	

* Includes \$201,022.50 Chapter VI School Debt Service.

UPPER TOWNSHIP—CAPE MAY COUNTY

Population Census, 1950—1,922 Land Area 65.7 sq. mi. Net Valuation Taxable \$1,755,654

EXPENDITURES AND REQUIRED PAYMENTS FOR 1956	
General Government	
Administrative and executive	\$20,750.00
Assessment and collection of taxes	3,450.00
Finance Department	700.00
Protection to Persons & Property	
Fire
Police	2,060.00
Other
Streets and Roads	
Repairs and maintenance	30,402.22
Street lighting
Sanitation	
Street cleaning
Garbage and ash removal
Sewers
Health and Charities	
Health service	1,650.00
Welfare—public assistance	1,230.00
Hospitals (aid and maintenance)
Other	800.00
Recreation	
Beaches and boardwalks
Parks and playgrounds
Other
Educational (Exclusive of school districts)	
Unclassified Purposes (Including contingent)	
	200.00
SUB-TOTAL—Municipal functions..	\$61,242.22

Tax rate	\$8.03
Local school tax rate	5.11
County tax rate	1.84
Local purpose tax rate	1.08

TAXES	
Local school tax	\$89,667.06
County taxes	32,292.59
Special district taxes	8,050.00
Local purpose levy	19,444.19
Total tax levy (tax duplicate) ..	\$149,453.84
Per Capita Total Tax Levy	\$77.76

Per Capita—Municipal functions	\$31.86
Capital imp'ts and capital imp't fund	\$10,394.44
Debt Service	
Principal payments
Interest payments
Total
Per Capita Debt Service	
Deferred Charges and Statutory Expenditures	
Emergencies
Other deferred chgs.	\$1,200.00
Total	1,200.00

Current	
1956 taxes levied (total)	\$150,835.21
Collected in 1956	122,406.94
Per cent of levy collected in 1956	81.15
Transferred to liens	1,938.06
Cancelled, abated or adjusted
Outstanding December 31, 1956 ..	\$26,490.21
All Prior Years Outstanding	
Balance January 1, 1956	\$27,683.44
Collected in 1956	21,004.81
Balance December 31, 1956	\$6,059.33

TOTAL—Municipal expenditures **\$72,836.66**

Tax Title Liens Outstanding	
Balance January 1, 1956	\$44,427.60
Redeemed by cash	1,007.07
Balance December 31, 1956	\$46,215.75
Property Acquired by Deed or Foreclosure	
Balance January 1, 1956	\$3,254.00
Sale for cash	2,260.00
Balance December 31, 1956	\$2,799.00

Required Payments for Local School, County, and Special District Taxes **130,009.65**

CAPITAL DEBT, DECEMBER 31, 1956	
Gross Debt	
School debt	\$110,000.00
Self-liquidating debt.
Other capital debt
TOTAL GROSS DEBT	\$110,000.00
Per Capita Gross Debt	\$57.23

TOTAL EXPENDITURES AND REQUIRED PAYMENTS	\$202,846.31
Reserve for uncollected taxes	\$41,289.53
GRAND TOTAL—Budget	\$244,135.84

Deductions for	
School debt	\$95,350.00
Self-liquidating debt.
Other capital debt
TOTAL DEDUCTIONS	95,350.00
NET DEBT	\$14,650.00

RECEIPTS AND REVENUES REALIZED IN 1956 TO MEET EXPENDITURES AND REQUIRED PAYMENTS	
Surplus revenue appropriated	\$40,000.00
Miscellaneous revenues realized.	40,003.79
State aid revenues realized	11,382.00
Delinquent taxes including	
liens—1956 collections	22,011.88
Current taxes—1956 collections.. . . .	122,406.94
Emergency borrowings
TOTAL RECEIPTS AND REVENUES REALIZED	\$235,804.61

Average Assessed Valuations
Real Property 1954-1955-1956.. \$1,589,159.00
Per Cent of Net Debt 0.92

CAPITAL OUTLAY—1956	
Beaches and boardwalks
Buildings and equipment
Parks and playgrounds
Sewers
Streets, roads and bridges
Water supply
Other

CURRENT FINANCES DECEMBER 31, 1956	
Cash	\$106,217.29
Taxes receivable	32,549.54
Tax title liens	46,215.75
Foreclosed property	2,799.00
Other receivables	14.61
State road aid receivable	4,046.75
Emergencies and deferred charges	57.37
TOTAL ASSETS	\$191,900.31
Cash liabilities	\$53,041.65
Reserves for receivables	81,578.90
Surplus revenue	57,279.76
TOTAL LIABILITIES AND SURPLUS	\$191,900.31

UPPER DEERFIELD TOWNSHIP—CUMBERLAND COUNTY

Population Census, 1950—5,203 Land Area 31.8 sq. mi. Net Valuation Taxable \$3,451,896

EXPENDITURES AND REQUIRED PAYMENTS FOR 1956	
General Government	
Administrative and executive	\$4,748.89
Assessment and collection of taxes	7,901.42
Finance Department	1,436.90
Protection to Persons & Property	
Fire	1,380.00
Police	5,007.60
Other
Streets and Roads	
Repairs and maintenance	7,775.38
Street lighting	5,053.23
Sanitation	
Street cleaning
Garbage and ash removal
Sewers
Health and Charities	
Health service	3,797.69
Welfare—public assistance	909.33
Hospitals (aid and maintenance)
Other	688.38
Recreation	
Beaches and boardwalks
Parks and playgrounds
Other
Educational	
(Exclusive of school districts)
Unclassified Purposes	
(Including contingent)	1,969.05
SUB-TOTAL—Municipal functions..	\$40,667.87
Per Capita—Municipal functions	\$7.82
Capital imp'ts and capital imp't fund	\$17,000.00
Debt Service	
Principal payments
Interest payments
Total
Per Capita Debt Service	
Deferred Charges and Statutory Expenditures	
Emergencies	\$600.00
Other deferred chgs.	400.00
Total	1,000.00
TOTAL—Municipal expenditures ...	\$58,667.87
Required Payments for Local School, County, and Special District Taxes	
.....	229,230.44
TOTAL EXPENDITURES AND REQUIRED PAYMENTS	\$287,898.31
Reserve for uncollected taxes	\$21,632.73
GRAND TOTAL—Budget	\$309,531.04
RECEIPTS AND REVENUES REALIZED IN 1956 TO MEET EXPENDITURES AND REQUIRED PAYMENTS	
Surplus revenue appropriated ..	\$9,000.00
Miscellaneous revenues realized.	39,706.35
State aid revenues realized	9,185.00
Delinquent taxes including liens—1956 collections	
.....	13,645.84
Current taxes—1956 collections..	214,931.49
Emergency borrowings
TOTAL RECEIPTS AND REVENUES REALIZED	\$286,468.68

CAPITAL OUTLAY—1956

Beaches and boardwalks
Buildings and equipment
Parks and playgrounds
Sewers
Streets, roads and bridges
Water supply
Other

Tax rate	\$6.64
Local school tax rate	4.87
County tax rate	1.77
Local purpose tax rate

TAXES

Local school tax ...	\$168,150.55	
County taxes	61,079.89	
Special district taxes	
Local purpose levy	\$229,230.44
Total tax levy (tax duplicate)	\$229,230.44

Per Capita Total Tax Levy **\$44.06**

Current	
1956 taxes levied (total)	\$231,426.45
Collected in 1956	214,931.49
Per cent of levy collected in 1956 ...	92.87
Transferred to liens	3.32
Cancelled, abated or adjusted	8,089.54
Outstanding December 31, 1956 ..	\$8,402.10

All Prior Years Outstanding	
Balance January 1, 1956	\$14,234.99
Collected in 1956	13,587.55
Balance December 31, 1956	\$8.11

Tax Title Liens Outstanding	
Balance January 1, 1956	\$103.19
Redeemed by cash	58.29
Balance December 31, 1956	\$106.51

Property Acquired by Deed or Foreclosure	
Balance January 1, 1956
Sale for cash
Balance December 31, 1956

CAPITAL DEBT, DECEMBER 31, 1956

Gross Debt	
School debt	\$365,000.00
Self-liquidating debt.
Other capital debt
TOTAL GROSS DEBT	\$365,000.00

Per Capita Gross Debt **\$70.15**

Deductions for	
School debt	\$168,269.00
Self-liquidating debt.
Other capital debt
TOTAL DEDUCTIONS	168,269.00

NET DEBT **\$196,731.00**

Average Assessed Valuations	
Real Property 1954-1955-1956..	\$2,804,491.00
Per Cent of Net Debt	7.01

CURRENT FINANCES DECEMBER 31, 1956

Cash	\$95,038.68
Taxes receivable	8,410.21
Tax title liens	106.51
Foreclosed property
Other receivables
State road aid receivable	6,000.00
Emergencies and deferred charges ..	13,503.87
TOTAL ASSETS	\$123,059.27

Cash liabilities	\$19,254.62
Reserves for receivables	8,516.72
Surplus revenue	95,287.93
TOTAL LIABILITIES AND SURPLUS	\$123,059.27

UPPER FREEHOLD TOWNSHIP—MONMOUTH COUNTY

Population Census, 1950—2,193

Land Area 47.1 sq. mi.

Net Valuation Taxable \$1,836,672

EXPENDITURES AND RE-REQUIRED PAYMENTS FOR 1956	
General Government	
Administrative and executive	\$5,341.71
Assessment and collection of taxes	2,900.00
Finance Department
Protection to Persons & Property	
Fire	2,484.84
Police	1,345.20
Other
Streets and Roads	
Repairs and maintenance	26,849.10
Street lighting	350.00
Sanitation	
Street cleaning
Garbage and ash removal
Sewers
Health and Charities	
Health service	1,160.00
Welfare—public assistance	1,550.00
Hospitals (aid and maintenance)
Other
Recreation	
Beaches and boardwalks
Parks and playgrounds
Other
Educational	
(Exclusive of school districts)
Unclassified Purposes	
(Including contingent)
SUB-TOTAL—Municipal functions..	\$41,980.85
Per Capita—Municipal functions	\$19.14
Capital imp'ts and capital imp't fund	\$6,150.00
Debt Service	
Principal payments
Interest payments
Total
Per Capita Debt Service
Deferred Charges and Statutory Expenditures	
Emergencies
Other deferred chgs	\$278.25
Total	278.25
TOTAL—Municipal expenditures ...	\$48,409.10
Required Payments for Local School, County, and Special District Taxes	140,695.51
TOTAL EXPENDITURES AND REQUIRED PAYMENTS	\$189,104.61
Reserve for uncollected taxes	\$25,690.90
GRAND TOTAL—Budget	\$214,795.51
RECEIPTS AND REVENUES REALIZED IN 1956 TO MEET EXPENDITURES AND REQUIRED PAYMENTS	
Surplus revenue appropriated	\$19,000.00
Miscellaneous revenues realized ..	32,669.05
State aid revenues realized	9,828.00
Delinquent taxes including	
liens—1956 collections	19,884.24
current taxes—1956 collections..	125,530.48
Emergency borrowings
TOTAL RECEIPTS AND REVENUES REALIZED	\$206,911.77

Tax rate	\$7.79
Local school tax rate	5.78
County tax rate	1.88
Local purpose tax rate	0.13
TAXES	
Local school tax ...	\$106,140.32
County taxes	34,555.19
Special district taxes
Local purpose levy	\$140,695.51
Total tax levy (tax duplicate) ..	\$142,895.51
Per Capita Total Tax Levy	\$65.16
Current	
1956 taxes levied (total)	\$142,895.51
Collected in 1956	125,530.48
Per cent of levy collected in 1956 ...	87.84
Transferred to liens
Cancelled, abated or adjusted
Outstanding December 31, 1956 ..	\$17,365.03
All Prior Years Outstanding	
Balance January 1, 1956	\$20,817.86
Collected in 1956	19,834.28
Balance December 31, 1956	\$933.62
Tax Title Liens Outstanding	
Balance January 1, 1956	\$9.59
Redeemed by cash
Balance December 31, 1956	\$9.59
Property Acquired by Deed or Foreclosure	
Balance January 1, 1956
Sale for cash
Balance December 31, 1956

CAPITAL DEBT, DECEMBER 31, 1956	
Gross Debt	
School debt	\$137,140.00
Self-liquidating debt
Other capital debt
TOTAL GROSS DEBT	\$137,140.00
Per Capita Gross Debt	\$62.54
Deductions for	
School debt	\$124,245.00
Self-liquidating debt
Other capital debt
TOTAL DEDUCTIONS	124,245.00
NET DEBT	\$12,895.00
Average Assessed Valuations	
Real Property 1954-1955-1956..	\$1,553,060.00
Per Cent of Net Debt	0.83

CURRENT FINANCES DECEMBER 31, 1956	
Cash	\$64,424.44
Taxes receivable	18,298.65
Tax title liens	9.59
Foreclosed property
Other receivables	134.72
State road aid receivable	7,000.00
Emergencies and deferred charges
TOTAL ASSETS	\$89,867.40
Cash liabilities	\$24,352.34
Reserves for receivables	18,442.96
Surplus revenue	47,072.10
TOTAL LIABILITIES AND SURPLUS	\$89,867.40

CAPITAL OUTLAY—1956	
Beaches and boardwalks
Buildings and equipment
Parks and playgrounds
Sewers
Streets, roads and bridges
Water supply
Other

UPPER PENNS NECK TOWNSHIP—SALEM COUNTY

Population Census, 1950—6,717 Land Area 18.15 sq. mi. Net Valuation Taxable \$6,691,826

EXPENDITURES AND RE-REQUIRED PAYMENTS FOR 1956	
General Government	
Administrative and executive	\$23,410.81
Assessment and collection of taxes	5,645.00
Finance Department	1,597.34
Protection to Persons & Property	
Fire	10,804.00
Police	57,700.67
Other	8,611.43
Streets and Roads	
Repairs and maintenance	39,390.93
Street lighting	21,711.62
Sanitation	
Street cleaning
Garbage and ash removal	10,839.78
Sewers	8,115.00
Health and Charities	
Health service	4,290.00
Welfare—public assistance	1,583.94
Hospitals (aid and maintenance)	750.00
Other	350.00
Recreation	
Beaches and boardwalks
Parks and playgrounds	883.00
Other
Educational	
(Exclusive of school districts) ..	250.00
Unclassified Purposes	
(Including contingent)	1,900.09
SUB-TOTAL—Municipal functions..	\$197,833.61
Per Capita—Municipal functions	
Capital imp'ts and capital imp't fund	\$29.45
Debt Service	\$9,000.00
Principal payments
Interest payments
Total
Per Capita Debt Service	
Deferred Charges and Statutory Expenditures	
Emergencies
Other deferred chgs.	\$6,066.11
Total	6,066.11
TOTAL—Municipal expenditures ...	\$212,899.72
Required Payments for Local School, County, and Special District Taxes	
TOTAL EXPENDITURES AND REQUIRED PAYMENTS	\$627,442.34
Reserve for uncollected taxes	\$50,854.90
GRAND TOTAL—Budget	\$678,297.24
RECEIPTS AND REVENUES REALIZED IN 1956 TO MEET EXPENDITURES AND REQUIRED PAYMENTS	
Surplus revenue appropriated ..	\$24,026.65
Miscellaneous revenues realized ..	53,261.95
State aid revenues realized	20,942.10
Delinquent taxes including	
liens—1956 collections	22,754.84
Current taxes—1956 collections ..	516,661.53
Emergency borrowings
TOTAL RECEIPTS AND REVENUES REALIZED	\$637,647.07

CAPITAL OUTLAY—1956

Beaches and boardwalks
Buildings and equipment	\$3,335.00
Parks and playgrounds
Sewers
Streets, roads and bridges	2,131.20
Water supply
Other

Tax rate	\$8.37
Local school tax rate	4.44
County tax rate	1.75
Local purpose tax rate	2.18

TAXES

Local school tax ...	\$297,345.13	
County taxes	117,197.49	
Special district taxes	
Local purpose levy	\$414,542.62
		145,054.90
Total tax levy (tax duplicate) ..		\$559,597.52

Per Capita Total Tax Levy	\$83.31
--	----------------

Current	
1956 taxes levied (total)	\$559,597.52
Collected in 1956	516,661.53
Per cent of levy collected in 1956 ...	92.32
Transferred to liens
Cancelled, abated or adjusted	1,467.51
Outstanding December 31, 1956 ..	\$41,468.48

All Prior Years Outstanding	
Balance January 1, 1956	\$30,966.65
Collected in 1956	22,391.68
Balance December 31, 1956	\$8,574.97

Tax Title Liens Outstanding	
Balance January 1, 1956	\$2,920.48
Redeemed by cash	363.16
Balance December 31, 1956	\$2,557.32

Property Acquired by Deed or Foreclosure	
Balance January 1, 1956
Sale for cash
Balance December 31, 1956

CAPITAL DEBT, DECEMBER 31, 1956

Gross Debt	
School debt	\$543,390.00
Self-liquidating debt
Other capital debt
TOTAL GROSS DEBT	\$543,390.00
Per Capita Gross Debt	\$80.90
Deductions for	
School debt	\$375,475.00
Self-liquidating debt
Other capital debt
TOTAL DEDUCTIONS	375,475.00
NET DEBT	\$167,915.00

Average Assessed Valuations	
Real Property 1954-1955-1956 ..	\$4,693,438.00
Per Cent of Net Debt	3.57

CURRENT FINANCES DECEMBER 31, 1956

Cash	\$23,796.53
Taxes receivable	50,043.45
Tax title liens	2,557.32
Foreclosed property
Other receivables	1,309.08
State road aid receivable	11,233.01
Emergencies and deferred charges
TOTAL ASSETS	\$88,939.39

Cash liabilities	\$18,807.69
Reserves for receivables	53,909.85
Surplus revenue	16,221.85
TOTAL LIABILITIES AND SURPLUS	\$88,939.39

UPPER PITTSBURGH TOWNSHIP—SALEM COUNTY

Population Census, 1950—2,204

Land Area 39.19 sq. mi.

Net Valuation Taxable \$1,520,548

EXPENDITURES AND REQUIRED PAYMENTS FOR 1956	
General Government	
Administrative and executive	\$6,910.00
Assessment and collection of taxes	2,100.00
Finance Department	500.00
Protection to Persons & Property	
Fire	700.00
Police	500.00
Other
Streets and Roads	
Repairs and maintenance	18,663.34
Street lighting	600.00
Sanitation	
Street cleaning
Garbage and ash removal
Sewers
Health and Charities	
Health service	1,050.00
Welfare—public assistance	1,250.00
Hospitals (aid and maintenance) ..	300.00
Other
Recreation	
Beaches and boardwalks
Parks and playgrounds
Other
Educational	
(Exclusive of school districts)
Unclassified Purposes	
(Including contingent)	300.00
SUB-TOTAL—Municipal functions..	\$32,873.34

Per Capita—Municipal functions	\$14.92
Capital imp'ts and capital imp't fund	\$7,000.00
Debt Service	
Principal payments
Interest payments
Total
Per Capita Debt Service	
Deferred Charges and Statutory Expenditures	
Emergencies
Other deferred chgs. \$16,200.00
Total	16,200.00

TOTAL—Municipal expenditures ...	\$56,073.34
---	--------------------

Required Payments for Local School, County, and Special District Taxes	97,139.90
---	------------------

TOTAL EXPENDITURES AND REQUIRED PAYMENTS	\$153,213.24
---	---------------------

Reserve for uncollected taxes	\$17,414.99
-------------------------------------	-------------

GRAND TOTAL—Budget	\$170,628.23
---------------------------------	---------------------

RECEIPTS AND REVENUES REALIZED IN 1956 TO MEET EXPENDITURES AND REQUIRED PAYMENTS	
Surplus revenue appropriated ..	\$41,232.33
Miscellaneous revenues realized.	33,778.33
State aid revenues realized	20,096.00
Delinquent taxes including	
liens—1956 collections	9,572.04
Current taxes—1956 collections..	87,405.50
Emergency borrowings

TOTAL RECEIPTS AND REVENUES REALIZED	\$192,084.20
---	---------------------

CAPITAL OUTLAY—1956

Beaches and boardwalks
Buildings and equipment
Parks and playgrounds
Sewers
Streets, roads and bridges
Water supply
Other

Tax rate	\$6.39
Local school tax rate	4.08
County tax rate	2.31
Local purpose tax rate

TAXES

Local school tax ...	\$62,000.00	
County taxes	35,139.90	
Special district taxes	
Local purpose levy	\$97,139.90
Total tax levy (tax duplicate) ..		\$97,139.90

Per Capita Total Tax Levy	\$44.07
--	----------------

Current	
1956 taxes levied (total)	\$97,257.02
Collected in 1956	87,405.50
Per cent of levy collected in 1956 ...	89.87
Transferred to liens	130.00
Cancelled, abated or adjusted	22.39
Outstanding December 31, 1956 ..	\$9,699.13

All Prior Years Outstanding	
Balance January 1, 1956	\$10,493.74
Collected in 1956	9,572.04
Balance December 31, 1956	\$820.39

Tax Title Liens Outstanding	
Balance January 1, 1956	\$659.37
Redeemed by cash
Balance December 31, 1956	\$789.37

Property Acquired by Deed or Foreclosure	
Balance January 1, 1956
Sale for cash
Balance December 31, 1956

CAPITAL DEBT, DECEMBER 31, 1956

Gross Debt	
School debt
Self-liquidating debt.
Other capital debt

TOTAL GROSS DEBT
Per Capita Gross Debt

Deductions for	
School debt
Self-liquidating debt.
Other capital debt

TOTAL DEDUCTIONS
NET DEBT

Average Assessed Valuations	
Real Property 1954-1955-1956..	\$1,292,718.00
Per Cent of Net Debt

CURRENT FINANCES DECEMBER 31, 1956	
Cash	\$87,501.54
Taxes receivable	10,519.52
Tax title liens	789.37
Foreclosed property
Other receivables
State road aid receivable	3,400.00
Emergencies and deferred charges

TOTAL ASSETS	\$102,210.43
---------------------------	---------------------

Cash liabilities	\$14,358.33
Reserves for receivables	11,308.89
Surplus revenue	76,543.21

TOTAL LIABILITIES AND SURPLUS	\$102,210.43
--	---------------------

UPPER SADDLE RIVER BOROUGH—BERGEN COUNTY

Population Census, 1950—706 Land Area 5.1 sq. mi. Net Valuation Taxable \$4,309,875

EXPENDITURES AND REQUIRED PAYMENTS FOR 1956	
General Government	
Administrative and executive	\$17,027.80
Assessment and collection of taxes ..	5,695.40
Finance Department	789.60
Protection to Persons & Property	
Fire	4,683.49
Police	16,055.66
Other
Streets and Roads	
Repairs and maintenance	12,765.41
Street lighting
Sanitation	
Street cleaning
Garbage and ash removal
Sewers
Health and Charities	
Health service	1,186.41
Welfare—public assistance	75.00
Hospitals (aid and maintenance)
Other
Recreation	
Beaches and boardwalks
Parks and playgrounds
Other
Educational	
(Exclusive of school districts)
Unclassified Purposes	
(Including contingent)
SUB-TOTAL—Municipal functions..	\$58,278.77
Per Capita—Municipal functions	
.....	\$82.55
Capital imp'ts and capital imp't fund	\$11,280.55
Debt Service	
Principal payments
Interest payments
Total
Per Capita Debt Service	
.....
Deferred Charges and Statutory Expenditures	
Emergencies	\$2,365.65
Other deferred chgs.	417.17
Total	2,782.82
TOTAL—Municipal expenditures ...	\$72,342.14
Required Payments for Local School, County, and Special District Taxes	
.....	158,089.53
TOTAL EXPENDITURES AND REQUIRED PAYMENTS	\$230,431.67
Reserve for uncollected taxes	\$25,512.48
GRAND TOTAL—Budget	\$255,944.15
RECEIPTS AND REVENUES REALIZED IN 1956 TO MEET EXPENDITURES AND REQUIRED PAYMENTS	
Surplus revenue appropriated ..	\$25,000.00
Miscellaneous revenues realized ..	41,529.88
State aid revenues realized	869.00
Delinquent taxes including	
liens—1956 collections	15,338.80
Current taxes—1956 collections..	192,199.28
Emergency borrowings
TOTAL RECEIPTS AND REVENUES REALIZED	\$274,936.96
CAPITAL OUTLAY—1956	
Beaches and boardwalks
Buildings and equipment
Parks and playgrounds
Sewers
Streets, roads and bridges
Water supply
Other

Tax rate	\$4.67
Local school tax rate	2.75
County tax rate	0.92
Local purpose tax rate	1.00
TAXES	
Local school tax ...	\$118,557.62
County taxes	39,531.91
Special district taxes
Local purpose levy	\$158,089.53
.....	42,910.13
Total tax levy (tax duplicate) ..	\$200,999.66
Per Capita Total Tax Levy	\$284.70
Current	
1956 taxes levied (total)	\$208,542.83
Collected in 1956	192,199.28
Per cent of levy collected in 1956 ...	92.16
Transferred to liens
Cancelled, abated or adjusted	462.33
Outstanding December 31, 1956 ..	\$15,881.22
All Prior Years Outstanding	
Balance January 1, 1956	\$15,436.55
Collected in 1956	15,338.80
Balance December 31, 1956	\$16.61
Tax Title Liens Outstanding	
Balance January 1, 1956
Redeemed by cash
Balance December 31, 1956
Property Acquired by Deed or Foreclosure	
Balance January 1, 1956
Sale for cash
Balance December 31, 1956
CAPITAL DEBT, DECEMBER 31, 1956	
Gross Debt	
School debt	\$753,500.00
Self-liquidating debt.
Other capital debt ..	14,250.00
TOTAL GROSS DEBT	\$767,750.00
Per Capita Gross Debt	\$1,087.46
Deductions for	
School debt	\$171,308.00
Self-liquidating debt.
Other capital debt
TOTAL DEDUCTIONS	171,308.00
NET DEBT	\$596,442.00
Average Assessed Valuations	
Real Property 1954-1955-1956..	\$2,855,125.00
Per Cent of Net Debt	20.89
CURRENT FINANCES DECEMBER 31, 1956	
Cash	\$58,564.28
Taxes receivable	15,897.83
Tax title liens
Foreclosed property
Other receivables	1,186.27
State road aid receivable
Emergencies and deferred charges ..	9,200.90
TOTAL ASSETS	\$84,849.28
Cash liabilities	\$7,656.63
Reserves for receivables	17,084.10
Surplus revenue	60,108.55
TOTAL LIABILITIES AND SURPLUS	\$84,849.28

VENTNOR CITY—CITY—ATLANTIC COUNTY

Population Census, 1950—8,158

Land Area 1.99 sq. mi.

Net Valuation Taxable \$10,766,155

EXPENDITURES AND REQUIRED PAYMENTS FOR 1956

General Government	
Administrative and executive . . .	\$96,409.24
Assessment and collection of taxes	21,834.85
Finance Department	14,389.20
Protection to Persons & Property	
Fire	90,837.73
Police	170,914.41
Other
Streets and Roads	
Repairs and maintenance	42,086.20
Street lighting	34,000.00
Sanitation	
Street cleaning	4,720.85
Garbage and ash removal	49,669.42
Sewers	81,921.22
Health and Charities	
Health service	3,788.00
Welfare—public assistance	4,815.10
Hospitals (aid and maintenance)	9,500.00
Other	1,300.00
Recreation	
Beaches and boardwalks	17,051.39
Parks and playgrounds	20,719.77
Other	22,909.45
Educational	
(Exclusive of school districts)
Unclassified Purposes	
(Including contingent)	225.00
SUB-TOTAL—Municipal functions..	\$687,091.83

Per Capita—Municipal functions	\$84.22
Capital imp'ts and capital imp't fund	\$128,649.34
Debt Service	
Principal payments	\$161,000.00
Interest payments	34,795.00
Total	*195,795.00
Per Capita Debt Service	
	\$24.00
Deferred Charges and Statutory Expenditures	
Emergencies	\$19,931.70
Other deferred chgs.	59,612.54
Total	79,544.24

TOTAL—Municipal expenditures \$1,091,080.41

Required Payments for Local School, County, and Special District Taxes 548,429.30

TOTAL EXPENDITURES AND REQUIRED PAYMENTS \$1,639,509.71

Reserve for uncollected taxes \$128,538.88

GRAND TOTAL—Budget \$1,768,048.59

RECEIPTS AND REVENUES REALIZED IN 1956 TO MEET EXPENDITURES AND REQUIRED PAYMENTS

Surplus revenue appropriated	\$305,000.00
Miscellaneous revenues realized	234,931.18
State aid revenues realized	11,203.00
Delinquent taxes including	
liens—1956 collections	63,524.97
Current taxes—1956 collections..	1,214,601.90
Emergency borrowings
TOTAL RECEIPTS AND REVENUES REALIZED	\$1,829,261.05

CAPITAL OUTLAY—1956

Beaches and boardwalks
Buildings and equipment
Parks and playgrounds
Sewers
Streets, roads and bridges
Water supply
Other	\$2,872.00

* Includes \$1,250.00 Chapter VI School Debt Service.

Tax rate	\$11.86
Local school tax rate	2.90
County tax rate	2.19
Local purpose tax rate	6.77

TAXES

Local school tax	\$312,987.59
County taxes	236,691.71
Special district taxes
Local purpose levy	\$549,679.30
	729,166.29
Total tax levy (tax duplicate) ..	\$1,278,845.59

Per Capita Total Tax Levy \$156.76

Current

1956 taxes levied (total)	\$1,282,441.24
Collected in 1956	1,214,601.90
Per cent or levy collected in 1956	94.71
Transferred to liens
Cancelled, abated or adjusted	10,199.64
Outstanding December 31, 1956	\$57,639.70

All Prior Years Outstanding

Balance January 1, 1956	\$73,743.15
Collected in 1956	62,968.73
Balance December 31, 1956	\$10,774.42

Tax Title Liens Outstanding

Balance January 1, 1956	\$7,551.01
Redeemed by cash	556.24
Balance December 31, 1956	\$6,994.77

Property Acquired by Deed or Foreclosure

Balance January 1, 1956	\$160,648.25
Sale for cash	115,250.00
Balance December 31, 1956	\$130,398.25

CAPITAL DEBT, DECEMBER 31, 1956

Gross Debt	
School debt	\$25,000.00
Self-liquidating debt.
Other capital debt	638,600.00

TOTAL GROSS DEBT \$663,600.00
Per Capita Gross Debt \$81.34

Deductions for

School debt	\$25,000.00
Self-liquidating debt.
Other capital debt

TOTAL DEDUCTIONS 25,000.00

NET DEBT \$638,600.00

Average Assessed Valuations

Real Property 1954-1955-1956.. \$10,096,255.00
Per Cent of Net Debt 6.32

CURRENT FINANCES DECEMBER 31, 1956

Cash	\$592,224.54
Taxes receivable	68,414.12
Tax title liens	6,994.77
Foreclosed property	130,398.25
Other receivables	85,389.74
State road aid receivable	15,581.38
Emergencies and deferred charges	6,600.00

TOTAL ASSETS \$905,602.80

Cash liabilities	\$233,182.79
Reserves for receivables	291,196.88
Surplus revenue	381,223.13

TOTAL LIABILITIES AND SURPLUS \$905,602.80

VERNON TOWNSHIP—SUSSEX COUNTY

Population Census, 1950—1,548 Land Area 67.9 sq. mi. Net Valuation Taxable \$2,378,510

EXPENDITURES AND RE-REQUIRED PAYMENTS FOR 1956	
General Government	
Administrative and executive	\$11,543.12
Assessment and collection of taxes	4,314.75
Finance Department	200.00
Protection to Persons & Property	
Fire	2,620.60
Police	1,160.00
Other
Streets and Roads	
Repairs and maintenance	50,633.70
Street lighting
Sanitation	
Street cleaning
Garbage and ash removal
Sewers
Health and Charities	
Health service	1,567.80
Welfare—public assistance	831.92
Hospitals (aid and maintenance)	100.00
Other	740.00
Recreation	
Beaches and boardwalks
Parks and playgrounds
Other
Educational	
(Exclusive of school districts)
Unclassified Purposes	
(Including contingent)	400.00
SUB-TOTAL—Municipal functions..	\$74,111.89

Tax rate	\$8.12
Local school tax rate	2.88
County tax rate	2.96
Local purpose tax rate	2.28
TAXES	
Local school tax ...	\$68,433.88
County taxes	70,519.65
Special district taxes
Local purpose levy	\$138,953.53
.....	54,000.00
Total tax levy (tax duplicate) ..	\$192,953.53
Per Capita Total Tax Levy	\$124.65

Per Capita—Municipal functions	\$47.88
Capital imp'ts and capital imp't fund	\$16,000.00
Debt Service	
Principal payments
Interest payments
Total
Per Capita Debt Service	
Deferred Charges and Statutory Expenditures	
Emergencies
Other deferred chgs.	\$3,664.94
Total	3,664.94

Current	
1956 taxes levied (total)	\$194,553.04
Collected in 1956	174,217.20
Per cent of levy collected in 1956 ...	89.54
Transferred to liens
Cancelled, abated or adjusted
Outstanding December 31, 1956 ..	\$20,335.84
All Prior Years Outstanding	
Balance January 1, 1956	\$37,101.33
Collected in 1956	14,016.06
Balance December 31, 1956	\$23,085.27

TOTAL—Municipal expenditures ... **\$93,776.83**

Tax Title Liens Outstanding	
Balance January 1, 1956	\$656.36
Redeemed by cash
Balance December 31, 1956	\$656.36
Property Acquired by Deed or Foreclosure	
Balance January 1, 1956
Sale for cash
Balance December 31, 1956

CAPITAL DEBT, DECEMBER 31, 1956

Gross Debt	
School debt
Self-liquidating debt
Other capital debt
TOTAL GROSS DEBT
Per Capita Gross Debt	
Deductions for	
School debt
Self-liquidating debt
Other capital debt
TOTAL DEDUCTIONS
NET DEBT

Required Payments for Local School, County, and Special District Taxes

138,953.53

Average Assessed Valuations

Real Property 1954-1955-1956.. **\$2,072,910.00**

Per Cent of Net Debt

TOTAL EXPENDITURES AND REQUIRED PAYMENTS

\$232,730.36

Reserve for uncollected taxes

\$18,472.37

GRAND TOTAL—Budget

\$251,202.73

CURRENT FINANCES DECEMBER 31, 1956	
Cash	\$68,262.77
Taxes receivable	43,421.11
Tax title liens	656.36
Foreclosed property
Other receivables	825.41
State road aid receivable	15,599.73
Emergencies and deferred charges ..	9,728.16
TOTAL ASSETS	\$138,493.54
Cash liabilities	\$38,736.80
Reserves for receivables	44,902.88
Surplus revenue	54,853.86
TOTAL LIABILITIES AND SURPLUS	\$138,493.54

RECEIPTS AND REVENUES REALIZED IN 1956 TO MEET EXPENDITURES AND RE-REQUIRED PAYMENTS	
Surplus revenue appropriated ..	\$15,000.00
Miscellaneous revenues realized ..	22,251.57
State aid revenues realized	12,400.00
Delinquent taxes including
liens—1956 collections	14,016.06
Current taxes—1956 collections..	174,217.20
Emergency borrowings
TOTAL RECEIPTS AND REVENUES REALIZED	\$237,884.83

CAPITAL OUTLAY—1956

Beaches and boardwalks
Buildings and equipment	\$10,652.16
Parks and playgrounds
Sewers
Streets, roads and bridges
Water supply
Other

VERONA BOROUGH—ESSEX COUNTY

Population Census, 1950—10,921 Land Area 2.8 sq. mi. Net Valuation Taxable \$22,911,240

EXPENDITURES AND REQUIRED PAYMENTS FOR 1956	
General Government	
Administrative and executive	\$78,379.88
Assessment and collection of taxes	29,335.00
Finance Department	1,850.00
Protection to Persons & Property	
Fire	20,545.00
Police	156,128.30
Other
Streets and Roads	
Repairs and maintenance	55,716.62
Street lighting	22,000.00
Sanitation	
Street cleaning
Garbage and ash removal	53,933.28
Sewers	54,040.00
Health and Charities	
Health service	11,362.50
Welfare—public assistance	2,750.00
Hospitals (aid and maintenance)
Other
Recreation	
Beaches and boardwalks
Parks and playgrounds
Other
Educational	
(Exclusive of school districts)	52,375.00
Unclassified Purposes	
(Including contingent)	6,200.00
SUB-TOTAL—Municipal functions..	\$544,615.58
Per Capita—Municipal functions \$49.87	
Capital imp'ts and capital imp't fund	\$10,000.00
Debt Service	
Principal payments	\$43,000.00
Interest payments	12,243.25
Total	55,243.25
Per Capita Debt Service \$5.06	
Deferred Charges and Statutory Expenditures	
Emergencies	\$3,000.00
Other deferred chgs.	25,071.95
Total	28,071.95
TOTAL—Municipal expenditures	\$637,930.78
Required Payments for Local School, County, and Special District Taxes 1,246,948.20	
TOTAL EXPENDITURES AND REQUIRED PAYMENTS	\$1,884,878.98
Reserve for uncollected taxes	\$74,712.20
GRAND TOTAL—Budget	\$1,959,591.18
RECEIPTS AND REVENUES REALIZED IN 1956 TO MEET EXPENDITURES AND REQUIRED PAYMENTS	
Surplus revenue appropriated	\$100,000.00
Miscellaneous revenues realized	191,389.73
State aid revenues realized	7,604.48
Delinquent taxes including	
liens—1956 collections	39,869.61
Current taxes—1956 collections	1,638,332.37
Emergency borrowings
TOTAL RECEIPTS AND REVENUES REALIZED	\$1,977,196.19

Tax rate	\$7.23
Local school tax rate	3.56
County tax rate	1.88
Local purpose tax rate	1.79
TAXES	
Local school tax	\$816,239.39
County taxes	430,708.81
Special district taxes
Local purpose levy	\$1,246,948.20
Total tax levy (tax duplicate) ..	\$1,656,696.18
Per Capita Total Tax Levy	\$151.70

Current	
1956 taxes levied (total)	\$1,679,699.69
Collected in 1956	1,638,332.37
Per cent of levy collected in 1956	97.53
Transferred to liens	202.44
Cancelled, abated or adjusted	2,776.58
Outstanding December 31, 1956	\$38,388.30

All Prior Years Outstanding	
Balance January 1, 1956	\$58,325.48
Collected in 1956	39,869.61
Balance December 31, 1956	\$17,103.70

Tax Title Liens Outstanding	
Balance January 1, 1956	\$3,523.73
Redeemed by cash
Balance December 31, 1956	\$3,726.17

Property Acquired by Deed or Foreclosure	
Balance January 1, 1956	\$33,888.00
Sale for cash	15,600.00
Balance December 31, 1956	\$27,688.00

CAPITAL DEBT, DECEMBER 31, 1956	
Gross Debt	
School debt	\$2,008,000.00
Self-liquidating debt.	130,000.00
Other capital debt	678,865.00
TOTAL GROSS DEBT	\$2,816,865.00
Per Capita Gross Debt	\$257.93

Deductions for	
School debt	\$1,644,958.00
Self-liquidating debt.	130,000.00
Other capital debt
TOTAL DEDUCTIONS	1,774,958.00
NET DEBT	\$1,041,907.00

Average Assessed Valuations	
Real Property 1954-1955-1956..	\$20,561,973.00
Per Cent of Net Debt	5.06

CURRENT FINANCES DECEMBER 31, 1956	
Cash	\$233,287.93
Taxes receivable	55,492.00
Tax title liens	3,726.17
Foreclosed property	27,688.00
Other receivables	618.21
State road aid receivable
Emergencies and deferred charges	11,000.00
TOTAL ASSETS	\$331,812.31

Cash liabilities	\$60,193.89
Reserves for receivables	87,524.38
Surplus revenue	184,094.04
TOTAL LIABILITIES AND SURPLUS	\$331,812.31

CAPITAL OUTLAY—1956	
Beaches and boardwalks
Buildings and equipment	\$14,497.34
Parks and playgrounds
Sewers	57,811.95
Streets, roads and bridges	4,619.39
Water supply	16,379.16
Other

VICTORY GARDENS BOROUGH—MORRIS COUNTY

Population Census, 1950— Land Area . . . sq. mi. Net Valuation Taxable \$20,800*

EXPENDITURES AND REQUIRED PAYMENTS FOR 1956	
General Government	
Administrative and executive	\$7,015.15
Assessment and collection of taxes	568.17
Finance Department	417.94
Protection to Persons & Property	
Fire	700.00
Police	6,504.32
Other
Streets and Roads	
Repairs and maintenance
Street lighting
Sanitation	
Street cleaning
Garbage and ash removal	3,000.00
Sewers
Health and Charities	
Health service	520.06
Welfare—public assistance	674.75
Hospitals (aid and maintenance)	500.00
Other	185.16
Recreation	
Beaches and boardwalks
Parks and playgrounds
Other
Educational	
(Exclusive of school districts)
Unclassified Purposes	
(Including contingent)	340.50
SUB-TOTAL—Municipal functions..	\$20,426.05
Per Capita—Municipal functions	
Capital imp'ts and capital imp't fund
Debt Service	
Principal payments
Interest payments
Total
Per Capita Debt Service	
Deferred Charges and Statutory Expenditures	
Emergencies
Other deferred chgs.	\$179.73
Total	\$179.73
TOTAL—Municipal expenditures	\$20,605.78
Required Payments for Local School, County, and Special District Taxes	
	50.77
TOTAL EXPENDITURES AND REQUIRED PAYMENTS	\$20,656.55
Reserve for uncollected taxes	\$306.00
GRAND TOTAL—Budget	\$20,962.55
RECEIPTS AND REVENUES REALIZED IN 1956 TO MEET EXPENDITURES AND REQUIRED PAYMENTS	
Surplus revenue appropriated	\$1,889.82
Miscellaneous revenues realized.	19,504.51
State aid revenues realized
Delinquent taxes including	
liens—1956 collections	861.24
current taxes—1956 collections.. . . .	46.75
Emergency borrowings
TOTAL RECEIPTS AND REVENUES REALIZED	\$22,302.32
CAPITAL OUTLAY—1956	
Beaches and boardwalks
Buildings and equipment
Parks and playgrounds
Sewers
Streets, roads and bridges
Water supply
Other

Tax rate	\$0.25
Local school tax rate
County tax rate	0.25
Local purpose tax rate
TAXES	
Local school tax
County taxes	\$50.77
Special district taxes
Local purpose levy	\$50.77
Total tax levy (tax duplicate)	\$50.77
Per Capita Total Tax Levy	
Current	
1956 taxes levied (total)	\$52.00
Collected in 1956	46.75
Per cent of levy collected in 1956	89.90
Transferred to liens
Cancelled, abated or adjusted	5.25
Outstanding December 31, 1956
All Prior Years Outstanding	
Balance January 1, 1956	\$850.87
Collected in 1956	861.24
Balance December 31, 1956	\$5.38
Tax Title Liens Outstanding	
Balance January 1, 1956
Redeemed by cash
Balance December 31, 1956
Property Acquired by Deed or Foreclosure	
Balance January 1, 1956
Sale for cash
Balance December 31, 1956
CAPITAL DEBT, DECEMBER 31, 1956	
Gross Debt	
School debt
Self-liquidating debt.
Other capital debt
TOTAL GROSS DEBT
Per Capita Gross Debt	
Deductions for	
School debt
Self-liquidating debt.
Other capital debt
TOTAL DEDUCTIONS
NET DEBT
Average Assessed Valuations	
Real Property 1954-1955-1956.
Per Cent of Net Debt
CURRENT FINANCES DECEMBER 31, 1956	
Cash	\$2,860.55
Taxes receivable	5.38
Tax title liens
Foreclosed property
Other receivables	122.57
State road aid receivable
Emergencies and deferred charges	4.11
TOTAL ASSETS	\$2,992.61
Cash liabilities	\$1,156.49
Reserves for receivables	127.95
Surplus revenue	1,708.17
TOTAL LIABILITIES AND SURPLUS	\$2,992.61

* Note: All of the real property of the Borough of Victory Gardens is owned by the United States Government, therefore the net valuation taxable represents personal property.

VINELAND CITY—CUMBERLAND COUNTY

Population Census, 1950—29,730

Land Area 69.5 sq. mi.

Net Valuation Taxable \$24,666,589

EXPENDITURES AND REQUIRED PAYMENTS FOR 1956

General Government	
Administrative and executive	\$219,550.00
Assessment and collection of taxes	43,200.00
Finance Department
Protection to Persons & Property	
Fire	82,400.00
Police	184,200.00
Other
Streets and Roads	
Repairs and maintenance	289,900.00
Street lighting	81,050.00
Sanitation	
Street cleaning	28,000.00
Garbage and ash removal
Sewers
Health and Charities	
Health service	20,900.00
Welfare—public assistance	8,500.00
Hospitals (aid and maintenance) ..	30,000.00
Other	4,000.00
Recreation	
Beaches and boardwalks
Parks and playgrounds	7,500.00
Other	43,600.00
Educational	
(Exclusive of school districts) ..	13,300.00
Unclassified Purposes	
(Including contingent)	65,000.00
SUB-TOTAL—Municipal functions..	\$1,121,100.00

Per Capita—Municipal functions	\$40.77
Capital imp'ts and capital imp't fund	\$34,000.00
Debt Service	
Principal payments ..	\$87,500.00
Interest payments ..	39,705.00
Total	*127,205.00
Per Capita Debt Service	\$4.28
Deferred Charges and Statutory Expenditures	
Emergencies	\$38,750.00
Other deferred chgs.	56,629.46
Total	95,379.46
TOTAL—Municipal expenditures ...	\$1,377,684.46

Required Payments for Local School, County, and Special District Taxes	1,514,522.07
---	---------------------

TOTAL EXPENDITURES AND REQUIRED PAYMENTS	\$2,892,206.53
---	-----------------------

Reserve for uncollected taxes	\$189,087.92
-------------------------------------	--------------

GRAND TOTAL—Budget	\$3,081,294.45
---------------------------------	-----------------------

RECEIPTS AND REVENUES REALIZED IN 1956 TO MEET EXPENDITURES AND REQUIRED PAYMENTS

Surplus revenue appropriated ..	\$197,000.00
Miscellaneous revenues realized.	562,583.88
State aid revenues realized	83,717.77
Delinquent taxes including	
Liens—1956 collections	135,020.72
Current taxes—1956 collections..	1,986,832.72
Emergency borrowings
TOTAL RECEIPTS AND REVENUES REALIZED	\$2,965,155.09

CAPITAL OUTLAY—1956

Beaches and boardwalks
Buildings and equipment	\$142.95
Parks and playgrounds
Sewers
Streets, roads and bridges	34,770.64
Water supply	179,926.94
Other	926,132.20

* Includes \$105,680.00 Chapter VI School Debt Service.

Tax rate	\$8.55
Local school tax rate	4.55
County tax rate	1.94
Local purpose tax rate	2.06

TAXES

Local school tax ...	\$1,122,817.03
County taxes	478,935.04
Special district taxes	35,200.00
Local purpose levy	\$1,636,952.07
Total tax levy (tax duplicate) ..	\$2,152,746.45

Per Capita Total Tax Levy	\$72.41
--	----------------

Current	
1956 taxes levied (total)	\$2,152,746.45
Collected in 1956	1,986,832.72
Per cent of levy collected in 1956 ...	92.29
Transferred to liens	2,416.85
Cancelled, abated or adjusted ...	16,551.51
Outstanding December 31, 1956 ..	\$146,945.37

All Prior Years Outstanding	
Balance January 1, 1956	\$168,756.68
Collected in 1956	134,246.71
Balance December 31, 1956	\$30,737.91

Tax Title Liens Outstanding	
Balance January 1, 1956	\$36,874.36
Redeemed by cash	774.01
Balance December 31, 1956	\$38,573.57

Property Acquired by Deed or Foreclosure	
Balance January 1, 1956	\$664.37
Sale for cash	774.01
Balance December 31, 1956	\$664.37

CAPITAL DEBT, DECEMBER 31, 1956

Gross Debt	
School debt	\$2,090,000.00
Self-liquidating debt.	6,916,000.00
Other capital debt ..	472,000.00
TOTAL GROSS DEBT	\$9,478,000.00

Per Capita Gross Debt	\$318.80
------------------------------------	-----------------

Deductions for	
School debt	\$1,704,079.00
Self-liquidating debt.	6,916,000.00
Other capital debt
TOTAL DEDUCTIONS	8,620,079.00

NET DEBT	\$857,921.00
-----------------------	---------------------

Average Assessed Valuations	
Real Property 1954-1955-1956..	\$21,300,983.00
Per Cent of Net Debt	4.02

CURRENT FINANCES DECEMBER 31, 1956

Cash	\$343,376.80
Taxes receivable	177,683.28
Tax title liens	38,573.57
Foreclosed property	664.37
Other receivables	7,913.83
State road aid receivable	18,967.92
Emergencies and deferred charges ..	40,200.00
TOTAL ASSETS	\$627,379.77

Cash liabilities	\$120,564.45
Reserves for receivables	224,835.05
Surplus revenue	281,980.27

TOTAL LIABILITIES AND SURPLUS	\$627,379.77
--	---------------------

VOORHEES TOWNSHIP—CAMDEN COUNTY

Population Census, 1950—1,823 Land Area 11.91 sq. mi. Net Valuation Taxable \$1,587,798

EXPENDITURES AND RE-REQUIRED PAYMENTS FOR 1956	
General Government	
Administrative and executive	\$8,455.00
Assessment and collection of taxes	10,585.00
Finance Department	975.00
Protection to Persons & Property	
Fire
Police	2,775.00
Other
Streets and Roads	
Repairs and maintenance	14,935.00
Street lighting	5,000.00
Sanitation	
Street cleaning
Garbage and ash removal	2,100.00
Sewers
Health and Charities	
Health service	275.00
Welfare—public assistance	1,250.00
Hospitals (aid and maintenance)
Other
Recreation	
Beaches and boardwalks
Parks and playgrounds
Other
Educational	
(Exclusive of school districts)
Unclassified Purposes	
(Including contingent)
SUB-TOTAL—Municipal functions..	\$46,350.00

Per Capita—Municipal functions	\$25.43
Capital imp'ts and capital imp't fund	\$15,850.00
Debt Service	
Principal payments ..	\$4,000.00
Interest payments ..	600.00
Total	4,600.00
Per Capita Debt Service	\$2.52
Deferred Charges and Statutory Expenditures	
Emergencies	\$2,160.00
Other deferred chgs.	6,500.00
Total	8,660.00
TOTAL—Municipal expenditures ...	\$75,460.00

Required Payments for Local School, County, and Special District Taxes	82,827.70
TOTAL EXPENDITURES AND REQUIRED PAYMENTS	\$158,287.70
Reserve for uncollected taxes	\$24,040.00
GRAND TOTAL—Budget	\$182,327.70

RECEIPTS AND REVENUES REALIZED IN 1956 TO MEET EXPENDITURES AND REQUIRED PAYMENTS	
Surplus revenue appropriated ..	\$25,000.00
Miscellaneous revenues realized.	31,993.73
State aid revenues realized	7,696.00
Delinquent taxes including liens—1956 collections	18,076.13
Current taxes—1956 collections..	114,255.97
Emergency borrowings
TOTAL RECEIPTS AND REVENUES REALIZED	\$197,021.83

CAPITAL OUTLAY—1956	
Beaches and boardwalks
Buildings and equipment
Parks and playgrounds
Sewers
Streets, roads and bridges
Water supply
Other

Tax rate	\$7.40
Local school tax rate	2.56
County tax rate	2.32
Local purpose tax rate	2.52

TAXES	
Local school tax ...	\$40,646.09
County taxes	36,864.48
Special district taxes	5,317.13
Local purpose levy	39,500.00
Total tax levy (tax duplicate) ..	\$122,327.70

Per Capita Total Tax Levy	\$67.10
Current	
1956 taxes levied (total)	\$128,681.48
Collected in 1956	114,255.97
Per cent of levy collected in 1956 ..	88.78
Transferred to liens
Cancelled, abated or adjusted
Outstanding December 31, 1956 ..	\$14,425.51

All Prior Years Outstanding	
Balance January 1, 1956	\$21,220.11
Collected in 1956	15,476.67
Balance December 31, 1956	\$5,743.44

Tax Title Liens Outstanding	
Balance January 1, 1956	\$36,429.33
Redeemed by cash	2,599.46
Balance December 31, 1956	\$33,829.87

Property Acquired by Deed or Foreclosure	
Balance January 1, 1956	\$6,415.00
Sale for cash	1,320.00
Balance December 31, 1956	\$5,095.00

CAPITAL DEBT, DECEMBER 31, 1956	
Gross Debt	
School debt	\$26,000.00
Self-liquidating debt.
Other capital debt ..	20,000.00
TOTAL GROSS DEBT	\$46,000.00
Per Capita Gross Debt	\$25.23

Deductions for	
School debt	\$26,000.00
Self-liquidating debt.
Other capital debt
TOTAL DEDUCTIONS	26,000.00
NET DEBT	\$20,000.00

Average Assessed Valuations	
Real Property 1954-1955-1956..	\$1,378,291.00
Per Cent of Net Debt	1.45

CURRENT FINANCES DECEMBER 31, 1956	
Cash	\$119,851.61
Taxes receivable	20,168.95
Tax title liens	33,829.87
Foreclosed property	5,095.00
Other receivables	1,629.81
State road aid receivable	5,600.00
Emergencies and deferred charges ..	200.00
TOTAL ASSETS	\$186,375.24
Cash liabilities	\$34,189.14
Reserves for receivables	60,723.63
Surplus revenue	91,462.47
TOTAL LIABILITIES AND SURPLUS	\$186,375.24

WALDWICK BOROUGH—BERGEN COUNTY

Population Census, 1950—3,963

Land Area 2.4 sq. mi.

Net Valuation Taxable \$5,743,721

EXPENDITURES AND REQUIRED PAYMENTS FOR 1956

General Government	
Administrative and executive	\$42,200.00
Assessment and collection of taxes	24,100.00
Finance Department	3,300.00
Protection to Persons & Property	
Fire	14,470.00
Police	42,850.00
Other
Streets and Roads	
Repairs and maintenance	47,320.00
Street lighting	9,000.00
Sanitation	
Street cleaning
Garbage and ash removal	20,000.00
Sewers
Health and Charities	
Health service	10,400.00
Welfare—public assistance	600.00
Hospitals (aid and maintenance)
Other
Recreation	
Beaches and boardwalks
Parks and playgrounds	14,000.00
Other
Educational (Exclusive of school districts) ..	6,925.00
Unclassified Purposes (Including contingent)	2,250.00
SUB-TOTAL—Municipal functions..	\$237,415.00

Per Capita—Municipal functions	\$59.91
Capital imp'ts and capital imp't fund	\$35,000.00
Debt Service	
Principal payments ..	\$9,000.00
Interest payments ..	5,815.00
Total	14,815.00

Per Capita Debt Service	\$3.74
Deferred Charges and Statutory Expenditures	
Emergencies
Other deferred chgs.	\$7,489.72
Total	7,489.72

TOTAL—Municipal expenditures ... **\$294,719.72**

Required Payments for Local School, County, and Special District Taxes **497,926.11**

TOTAL EXPENDITURES AND REQUIRED PAYMENTS **\$792,645.83**

Reserve for uncollected taxes

GRAND TOTAL—Budget **\$839,462.48**

RECEIPTS AND REVENUES REALIZED IN 1956 TO MEET EXPENDITURES AND REQUIRED PAYMENTS

Surplus revenue appropriated ..	\$51,000.00
Miscellaneous revenues realized ..	88,318.33
State aid revenues realized	3,968.97
Delinquent taxes including liens—1956 collections	7,559.13
Current taxes—1956 collections ..	660,241.31
Emergency borrowings
TOTAL RECEIPTS AND REVENUES REALIZED	\$811,087.74

CAPITAL OUTLAY—1956

Beaches and boardwalks
Buildings and equipment	\$5,576.49
Parks and playgrounds
Sewers
Streets, roads and bridges	26,501.50
Water supply
Other

Tax rate	\$12.10
Local school tax rate	7.20
County tax rate	1.47
Local purpose tax rate	3.43

TAXES

Local school tax ...	\$413,718.40	
County taxes	84,207.71	
Special district taxes	
Local purpose levy	\$497,926.11
		197,027.37
Total tax levy (tax duplicate) ..		\$694,953.48

Per Capita Total Tax Levy **\$175.36**

Current	
1956 taxes levied (total)	\$705,316.72
Collected in 1956	660,241.31
Per cent of levy collected in 1956 ...	93.60
Transferred to liens	738.10
Cancelled, abated or adjusted ...	32,104.91
Outstanding December 31, 1956 ..	\$12,232.40

All Prior Years Outstanding	
Balance January 1, 1956	\$11,261.46
Collected in 1956	7,559.13
Balance December 31, 1956	\$699.26

Tax Title Liens Outstanding	
Balance January 1, 1956	\$2,113.75
Redeemed by cash
Balance December 31, 1956	\$5,351.81

Property Acquired by Deed or Foreclosure	
Balance January 1, 1956	\$15,400.00
Sale for cash	1,575.00
Balance December 31, 1956	\$14,600.00

CAPITAL DEBT, DECEMBER 31, 1956

Gross Debt	
School debt	\$762,000.00
Self-liquidating debt ..	119,000.00
Other capital debt ..	226,115.00
TOTAL GROSS DEBT	\$1,107,115.00

Per Capita Gross Debt **\$279.36**

Deductions for	
School debt	\$304,718.00
Self-liquidating debt ..	119,000.00
Other capital debt
TOTAL DEDUCTIONS	423,718.00

NET DEBT **\$683,397.00**

Average Assessed Valuations	
Real Property 1954-1955-1956 ..	\$5,078,630.00
Per Cent of Net Debt	13.45

CURRENT FINANCES DECEMBER 31, 1956

Cash	\$75,577.09
Taxes receivable	13,022.66
Tax title liens	5,351.81
Foreclosed property	14,600.00
Other receivables	82.69
State road aid receivable ..	3,219.00
Emergencies and deferred charges
TOTAL ASSETS	\$111,853.25

Cash liabilities	\$39,935.28
Reserves for receivables	33,057.16
Surplus revenue	38,860.81
TOTAL LIABILITIES AND SURPLUS	\$111,853.25

WALL TOWNSHIP—MONMOUTH COUNTY

Population Census, 1950—7,386 Land Area 31.4 sq. mi. Net Valuation Taxable \$5,511,404

EXPENDITURES AND REQUIRED PAYMENTS FOR 1956	
General Government	
Administrative and executive	\$62,696.04
Assessment and collection of taxes	23,268.96
Finance Department	2,200.00
Protection to Persons & Property	
Fire	100.00
Police	28,000.00
Other
Streets and Roads	
Repairs and maintenance	194,900.00
Street lighting	1,400.00
Sanitation	
Street cleaning
Garbage and ash removal
Sewers
Health and Charities	
Health service	2,200.00
Welfare—public assistance	2,050.00
Hospitals (aid and maintenance)
Other
Recreation	
Beaches and boardwalks
Parks and playgrounds
Other	2,750.00
Educational	
(Exclusive of school districts) ..	150.00
Unclassified Purposes	
(Including contingent)	500.00
SUB-TOTAL—Municipal functions..	\$320,215.00
Per Capita—Municipal functions	\$43.35
Capital imp'ts and capital imp't fund	\$32,500.00
Debt Service	
Principal payments
Interest payments
Total
Per Capita Debt Service	
Deferred Charges and Statutory Expenditures	
Emergencies	\$1,801.15
Other deferred chgs.	3,013.00
Total	4,814.15
TOTAL—Municipal expenditures ...	\$357,529.15
Required Payments for Local School, County, and Special District Taxes	
	838,724.65
TOTAL EXPENDITURES AND REQUIRED PAYMENTS	\$1,196,253.80
Reserve for uncollected taxes	\$114,794.00
GRAND TOTAL—Budget	\$1,311,047.80

RECEIPTS AND REVENUES REALIZED IN 1956 TO MEET EXPENDITURES AND REQUIRED PAYMENTS	
Surplus revenue appropriated ..	\$75,000.00
Miscellaneous revenues realized.	141,247.02
State aid revenues realized	14,818.00
Delinquent taxes including	
liens—1956 collections	64,814.39
Current taxes—1956 collections..	939,255.64
Emergency borrowings
TOTAL RECEIPTS AND REVENUES REALIZED	\$1,235,135.05

CAPITAL OUTLAY—1956	
Beaches and boardwalks
Buildings and equipment
Parks and playgrounds
Sewers
Streets, roads and bridges
Water supply
Other

Tax rate	\$17.99
Local school tax rate	10.96
County tax rate	3.34
Local purpose tax rate	3.69
TAXES	
Local school tax ...	\$603,874.99
County taxes	183,920.66
Special district taxes	50,929.00
Local purpose levy	203,455.15
Total tax levy (tax duplicate) ..	\$1,042,179.80
Per Capita Total Tax Levy	\$141.10
Current	
1956 taxes levied (total)	\$1,059,701.70
Collected in 1956	939,255.64
Per cent of levy collected in 1956 ...	88.63
Transferred to liens
Cancelled, abated or adjusted
Outstanding December 31, 1956 ..	\$120,446.06
All Prior Years Outstanding	
Balance January 1, 1956	\$67,147.39
Collected in 1956	61,705.84
Balance December 31, 1956	\$5,441.55
Tax Title Liens Outstanding	
Balance January 1, 1956	\$17,621.12
Redeemed by cash	3,108.55
Balance December 31, 1956	\$14,512.57
Property Acquired by Deed or Foreclosure	
Balance January 1, 1956	\$32,305.33
Sale for cash	11,090.00
Balance December 31, 1956	\$32,305.33
CAPITAL DEBT, DECEMBER 31, 1956	
Gross Debt	
School debt	\$705,000.00
Self-liquidating debt.
Other capital debt
TOTAL GROSS DEBT	\$705,000.00
Per Capita Gross Debt	\$95.45
Deductions for	
School debt	\$294,575.00
Self-liquidating debt.
Other capital debt
TOTAL DEDUCTIONS	294,575.00
NET DEBT	\$410,425.00
Average Assessed Valuations	
Real Property 1954-1955-1956..	\$4,909,576.00
Per Cent of Net Debt	8.35
CURRENT FINANCES DECEMBER 31, 1956	
Cash	\$233,618.42
Taxes receivable	125,887.51
Tax title liens	14,512.57
Foreclosed property	32,305.33
Other receivables	680.83
State road aid receivable	10,000.00
Emergencies and deferred charges ..	2,561.59
TOTAL ASSETS	\$419,566.05
Cash liabilities	\$88,354.86
Reserves for receivables	173,386.04
Surplus revenue	157,825.15
TOTAL LIABILITIES AND SURPLUS	\$419,566.05

WALLINGTON BOROUGH—BERGEN COUNTY

Population Census, 1950—8,910

Land Area 1.0 sq. mi.

Net Valuation Taxable \$6,703,028

EXPENDITURES AND REQUIRED PAYMENTS FOR 1956	
General Government	
Administrative and executive	\$31,474.62
Assessment and collection of taxes	8,305.00
Finance Department	3,610.00
Protection to Persons & Property	
Fire	10,030.00
Police	79,380.00
Other
Streets and Roads	
Repairs and maintenance	47,160.00
Street lighting	8,550.00
Sanitation	
Street cleaning
Garbage and ash removal	23,600.00
Sewers	30,025.00
Health and Charities	
Health service	8,625.07
Welfare—public assistance	1,275.00
Hospitals (aid and maintenance)
Other
Recreation	
Beaches and boardwalks
Parks and playgrounds	1,650.00
Other
Educational (Exclusive of school districts) ..	
.....
Unclassified Purposes (Including contingent)	
.....	825.00
SUB-TOTAL—Municipal functions..	\$254,509.69
Per Capita—Municipal functions	\$28.56
Capital imp'ts and capital imp't fund	\$9,000.00
Debt Service	
Principal payments	\$35,000.00
Interest payments	8,153.23
Total	43,153.23
Per Capita Debt Service	\$4.84
Deferred Charges and Statutory Expenditures	
Emergencies	\$2,520.00
Other deferred chgs.	24,735.25
Total	27,255.25
TOTAL—Municipal expenditures . . .	\$333,918.17
Required Payments for Local School, County, and Special District Taxes	
.....	349,813.27
TOTAL EXPENDITURES AND REQUIRED PAYMENTS	\$683,731.44
Reserve for uncollected taxes	\$34,448.12
GRAND TOTAL—Budget	\$718,179.56
RECEIPTS AND REVENUES REALIZED IN 1956 TO MEET EXPENDITURES AND REQUIRED PAYMENTS	
Surplus revenue appropriated	\$35,000.00
Miscellaneous revenues realized.	76,322.77
State aid revenues realized	5,255.00
Delinquent taxes including
liens—1956 collections	24,782.83
Current taxes—1956 collections.	550,156.75
Emergency borrowings
TOTAL RECEIPTS AND REVENUES REALIZED	\$691,517.35
CAPITAL OUTLAY—1956	
Beaches and boardwalks
Buildings and equipment	\$546.71
Parks and playgrounds
Sewers
Streets, roads and bridges	122,819.91
Water supply	14,426.61
Other

Tax rate	\$8.58
Local school tax rate	4.10
County tax rate	1.12
Local purpose tax rate	3.36
TAXES	
Local school tax	\$274,780.61
County taxes	75,032.66
Special district taxes
Local purpose levy	\$349,813.27
.....	224,935.37
Total tax levy (tax duplicate) ..	\$574,748.64
Per Capita Total Tax Levy	\$64.50
Current	
1956 taxes levied (total)	\$580,572.41
Collected in 1956	550,156.75
Per cent of levy collected in 1956	94.76
Transferred to liens	182.33
Cancelled, abated or adjusted	463.52
Outstanding December 31, 1956	\$29,769.81
All Prior Years Outstanding	
Balance January 1, 1956	\$25,633.96
Collected in 1956	24,782.83
Balance December 31, 1956	\$714.51
Tax Title Liens Outstanding	
Balance January 1, 1956	\$225.84
Redeemed by cash
Balance December 31, 1956	\$553.33
Property Acquired by Deed or Foreclosure	
Balance January 1, 1956	\$22,177.50
Sale for cash
Balance December 31, 1956	\$22,177.50
CAPITAL DEBT, DECEMBER 31, 1956	
Gross Debt	
School debt	\$282,000.00
Self-liquidating debt.	20,000.00
Other capital debt	497,700.00
TOTAL GROSS DEBT	\$799,700.00
Per Capita Gross Debt	\$89.75
Deductions for	
School debt	\$282,000.00
Self-liquidating debt.	20,000.00
Other capital debt	20,100.00
TOTAL DEDUCTIONS	322,100.00
NET DEBT	\$477,600.00
Average Assessed Valuations	
Real Property 1954-1955-1956.	\$6,126,177.00
Per Cent of Net Debt	7.79
CURRENT FINANCES DECEMBER 31, 1956	
Cash	\$71,726.98
Taxes receivable	30,484.32
Tax title liens	553.33
Foreclosed property	22,177.50
Other receivables	700.05
State road aid receivable	5,255.00
Emergencies and deferred charges	21,693.32
TOTAL ASSETS	\$152,590.50
Cash liabilities	\$60,608.58
Reserves for receivables	53,915.20
Surplus revenue	38,066.72
TOTAL LIABILITIES AND SURPLUS	\$152,590.50

WALPACK TOWNSHIP—SUSSEX COUNTY

Population Census, 1950—204 Land Area 22.8 sq. mi. Net Valuation Taxable \$458,719

EXPENDITURES AND RE-REQUIRED PAYMENTS FOR 1956	
General Government	
Administrative and executive	\$2,263.47
Assessment and collection of taxes	1,324.36
Finance Department	275.00
Protection to Persons & Property	
Fire	36.30
Police
Other
Streets and Roads	
Repairs and maintenance	14,608.12
Street lighting
Sanitation	
Street cleaning
Garbage and ash removal
Sewers
Health and Charities	
Health service	42.75
Welfare—public assistance	425.00
Hospitals (aid and maintenance)
Other
Recreation	
Beaches and boardwalks
Parks and playgrounds
Other
Educational (Exclusive of school districts) ..	
.....
Unclassified Purposes (Including contingent)	
.....
SUB-TOTAL—Municipal functions..	\$18,975.00
Per Capita—Municipal functions	\$93.01
Capital imp'ts and capital imp't fund	\$3,000.00
Debt Service	
Principal payments
Interest payments
Total
Per Capita Debt Service	
Deferred Charges and Statutory Expenditures	
Emergencies
Other deferred chgs.	\$264.50
Total	264.50
TOTAL—Municipal expenditures ..	\$22,239.50
Required Payments for Local School, County, and Special District Taxes	
46,734.33	
TOTAL EXPENDITURES AND REQUIRED PAYMENTS	\$68,973.83
Reserve for uncollected taxes	\$7,107.10
GRAND TOTAL—Budget	\$76,080.93
RECEIPTS AND REVENUES REALIZED IN 1956 TO MEET EXPENDITURES AND RE-REQUIRED PAYMENTS	
Surplus revenue appropriated ..	\$6,000.00
Miscellaneous revenues realized ..	6,361.71
State aid revenues realized	11,583.00
Delinquent taxes including liens—1956 collections	4,999.88
Current taxes—1956 collections ..	48,047.16
Emergency borrowings
TOTAL RECEIPTS AND REVENUES REALIZED	\$76,991.75
CAPITAL OUTLAY—1956	
Beaches and boardwalks
Buildings and equipment	\$14,000.00
Parks and playgrounds
Sewers
Streets, roads and bridges
Water supply
Other

Tax rate	\$11.93
Local school tax rate	7.68
County tax rate	2.51
Local purpose tax rate	1.74
TAXES	
Local school tax ...	\$35,214.44
County taxes	11,519.89
Special district taxes
Local purpose levy	\$46,734.33
7,970.32	
Total tax levy (tax duplicate) ..	\$54,704.65
Per Capita Total Tax Levy	\$268.16
Current	
1956 taxes levied (total)	\$54,704.65
Collected in 1956	48,047.16
Per cent of levy collected in 1956 ..	87.83
Transferred to liens
Cancelled, abated or adjusted ..	83.19
Outstanding December 31, 1956 ..	\$6,574.30
All Prior Years Outstanding	
Balance January 1, 1956	\$5,306.72
Collected in 1956	4,893.52
Balance December 31, 1956	\$294.26
Tax Title Liens Outstanding	
Balance January 1, 1956	\$4,194.99
Redeemed by cash	106.37
Balance December 31, 1956	\$4,088.63
Property Acquired by Deed or Foreclosure	
Balance January 1, 1956
Sale for cash
Balance December 31, 1956
CAPITAL DEBT, DECEMBER 31, 1956	
Gross Debt	
School debt	\$17,199.00
Self-liquidating debt.	106.37
Other capital debt
TOTAL GROSS DEBT	\$17,199.00
Per Capita Gross Debt	\$84.31
Deductions for	
School debt	\$17,199.00
Self-liquidating debt.
Other capital debt
TOTAL DEDUCTIONS	17,199.00
NET DEBT
Average Assessed Valuations	
Real Property 1954-1955-1956 ..	\$419,052.00
Per Cent of Net Debt
CURRENT FINANCES DECEMBER 31, 1956	
Cash	\$23,795.49
Taxes receivable	6,868.56
Tax title liens	4,088.63
Foreclosed property
Other receivables	3,513.40
State road aid receivable	19,073.31
Emergencies and deferred charges ..	1.17
TOTAL ASSETS	\$57,340.56
Cash liabilities	\$15,170.81
Reserves for receivables	14,470.59
Surplus revenue	27,699.16
TOTAL LIABILITIES AND SURPLUS	\$57,340.56

WANAQUE BOROUGH—PASSAIC COUNTY

Population Census, 1950—4,222

Land Area 8.2 sq. mi.

Net Valuation Taxable \$4,277,823

EXPENDITURES AND REQUIRED PAYMENTS FOR 1956

General Government	
Administrative and executive	\$23,974.40
Assessment and collection of taxes	11,197.68
Finance Department
Protection to Persons & Property	
Fire	14,990.00
Police	33,935.00
Other
Streets and Roads	
Repairs and maintenance	15,318.00
Street lighting	7,325.00
Sanitation	
Street cleaning
Garbage and ash removal	16,675.00
Sewers
Health and Charities	
Health service	5,910.00
Welfare—public assistance	1,900.00
Hospitals (aid and maintenance) ..	200.00
Other
Recreation	
Beaches and boardwalks
Parks and playgrounds	3,950.00
Other
Educational	
(Exclusive of school districts)
Unclassified Purposes	
(Including contingent)	1,825.00
SUB-TOTAL—Municipal functions..	\$137,200.08

Per Capita—Municipal functions		\$32.50	
Capital imp'ts and capital imp't fund	\$13,000.00		
Debt Service			
Principal payments ..	\$7,000.00		
Interest payments ..	1,596.00		
Total	8,596.00		
Per Capita Debt Service			\$2.04
Deferred Charges and Statutory Expenditures			
Emergencies	\$4,000.00		
Other deferred chgs. ..	4,124.00		
Total	8,124.00		

TOTAL—Municipal expenditures ..	\$166,920.08	
Required Payments for Local School, County, and Special District Taxes		338,924.16
TOTAL EXPENDITURES AND REQUIRED PAYMENTS	\$505,844.24	
Reserve for uncollected taxes	\$56,904.32	
GRAND TOTAL—Budget	\$562,748.56	

RECEIPTS AND REVENUES REALIZED IN 1956 TO MEET EXPENDITURES AND REQUIRED PAYMENTS	
Surplus revenue appropriated ..	\$4,000.00
Miscellaneous revenues realized.	68,943.99
State aid revenues realized	13,891.00
Delinquent taxes including	
liens—1956 collections	28,187.06
Current taxes—1956 collections..	417,574.24
Emergency borrowings
TOTAL RECEIPTS AND REVENUES REALIZED	\$532,596.29

CAPITAL OUTLAY—1956

Beaches and boardwalks
Buildings and equipment	\$19,343.76
Parks and playgrounds
Sewers
Streets, roads and bridges	536.01
Water supply
Other

Tax rate	\$10.58
Local school tax rate	6.13
County tax rate	1.80
Local purpose tax rate	2.65

TAXES

Local school tax ..	\$262,122.63	
County taxes	76,801.53	
Special district taxes	
Local purpose levy	113,864.00	
Total tax levy (tax duplicate) ..	\$452,788.16	

Per Capita Total Tax Levy	\$107.24
--	-----------------

Current	
1956 taxes levied (total)	\$458,719.00
Collected in 1956	417,574.24
Per cent of levy col- lected in 1956 ..	91.03
Transferred to liens
Cancelled, abated or adjusted ..	391.12
Outstanding December 31, 1956 ..	\$40,753.64

All Prior Years Outstanding	
Balance January 1, 1956	\$35,561.22
Collected in 1956	28,187.06
Balance December 31, 1956	\$7,374.16

Tax Title Liens Outstanding	
Balance January 1, 1956	\$3,176.08
Redeemed by cash
Balance December 31, 1956	\$3,176.08

Property Acquired by Deed or Foreclosure	
Balance January 1, 1956	\$3,133.00
Sale for cash	750.00
Balance December 31, 1956	\$2,383.00

CAPITAL DEBT, DECEMBER 31, 1956

Gross Debt	
School debt	\$380,126.00
Self-liquidating debt.	82,000.00
Other capital debt ..	63,000.00

TOTAL GROSS DEBT	\$525,126.00
Per Capita Gross Debt	\$124.38

Deductions for	
School debt	\$264,951.00
Self-liquidating debt.	82,000.00
Other capital debt

TOTAL DEDUCTIONS	346,951.00
-------------------------------	-------------------

NET DEBT	\$178,175.00
-----------------------	---------------------

Average Assessed Valuations	
Real Property 1954-1955-1956..	\$4,122,078.00
Per Cent of Net Debt	4.32

CURRENT FINANCES DECEMBER 31, 1956

Cash	\$41,414.28
Taxes receivable	48,127.80
Tax title liens	3,176.08
Foreclosed property	2,383.00
Other receivables	1,197.96
State road aid receivable	16,264.63
Emergencies and deferred charges ..	1,262.89

TOTAL ASSETS	\$113,826.64
---------------------------	---------------------

Cash liabilities	\$13,371.66
Reserves for receivables	54,884.84
Surplus revenue	45,570.14

TOTAL LIABILITIES AND SURPLUS	\$113,826.64
--	---------------------

WANTAGE TOWNSHIP—SUSSEX COUNTY

Population Census, 1950—2,543 Land Area 67.9 sq. mi. Net Valuation Taxable \$1,912,124

EXPENDITURES AND REQUIRED PAYMENTS FOR 1956	
General Government	
Administrative and executive	\$8,874.47
Assessment and collection of taxes	3,603.05
Finance Department	650.00
Protection to Persons & Property	
Fire	2,700.00
Police	1,855.85
Other
Streets and Roads	
Repairs and maintenance	58,111.69
Street lighting
Sanitation	
Street cleaning
Garbage and ash removal
Sewers
Health and Charities	
Health service	2,219.94
Welfare—public assistance	725.00
Hospitals (aid and maintenance)	500.00
Other
Recreation	
Benches and boardwalks
Parks and playgrounds
Other
Educational	
(Exclusive of school districts)	400.00
Unclassified Purposes	
(Including contingent)
SUB-TOTAL—Municipal functions..	\$79,640.00

Tax rate	\$11.95
Local school tax rate	5.67
County tax rate	2.20
Local purpose tax rate	4.08

TAXES	
Local school tax	\$108,416.21
County taxes	42,001.88
Special district taxes
Local purpose levy	78,000.00
Total tax levy (tax duplicate) ..	\$228,418.09

Per Capita Total Tax Levy		\$89.82
Current		
1956 taxes levied (total)	\$229,597.81	
Collected in 1956	186,673.54	
Per cent of levy collected in 1956	81.30	
Transferred to liens	
Cancelled, abated or adjusted	517.14	
Outstanding December 31, 1956 ..	\$42,407.13	

All Prior Years Outstanding		
Balance January 1, 1956	\$23,632.10	
Collected in 1956	22,114.50	
Balance December 31, 1956	\$1,067.43	

Tax Title Liens Outstanding		
Balance January 1, 1956	\$117.93	
Redeemed by cash	117.93	
Balance December 31, 1956	

Property Acquired by Deed or Foreclosure		
Balance January 1, 1956	\$1,000.00	
Sale for cash	
Balance December 31, 1956	\$1,000.00	

CAPITAL DEBT, DECEMBER 31, 1956

Gross Debt		
School debt	\$169,000.00	
Self-liquidating debt.	
Other capital debt	
TOTAL GROSS DEBT	\$169,000.00	
Per Capita Gross Debt	\$66.46	

Deductions for		
School debt	\$92,425.00	
Self-liquidating debt.	
Other capital debt	
TOTAL DEDUCTIONS	92,425.00	
NET DEBT	\$76,575.00	

Average Assessed Valuations		
Real Property 1954-1955-1956..	\$1,540,416.00	
Per Cent of Net Debt	4.97	

CURRENT FINANCES DECEMBER 31, 1956

Cash	\$61,008.38
Taxes receivable	43,474.56
Tax title liens
Foreclosed property	1,000.00
Other receivables	6,168.71
State road aid receivable	11,464.89
Emergencies and deferred charges ..	5,041.01
TOTAL ASSETS	\$128,157.55

Cash liabilities	\$19,448.84
Reserves for receivables	50,643.27
Surplus revenue	58,065.44
TOTAL LIABILITIES AND SURPLUS	\$128,157.55

CAPITAL OUTLAY—1956

Beaches and boardwalks
Buildings and equipment	\$3,695.00
Parks and playgrounds
Sewers
Streets, roads and bridges
Water supply
Other

WARREN TOWNSHIP—SOMERSET COUNTY

Population Census, 1950—3,316 Land Area 19.3 sq. mi. Net Valuation Taxable \$2,787,769

EXPENDITURES AND REQUIRED PAYMENTS FOR 1956	
General Government	
Administrative and executive	\$14,450.00
Assessment and collection of taxes	4,100.00
Finance Department
Protection to Persons & Property	
Fire	8,450.00
Police	1,550.00
Other
Streets and Roads	
Repairs and maintenance	32,790.00
Street lighting
Sanitation	
Street cleaning
Garbage and ash removal
Sewers
Health and Charities	
Health service	900.00
Welfare—public assistance	1,350.00
Hospitals (aid and maintenance) ..	500.00
Other	1,300.00
Recreation	
Beaches and boardwalks
Parks and playgrounds
Other
Educational (Exclusive of school districts) ..	
.....
Unclassified Purposes (Including contingent)	
.....	1,850.00
SUB-TOTAL—Municipal functions..	\$67,240.00

Per Capita—Municipal functions	\$20.28
Capital imp'ts and capital imp't fund	\$30,500.00
Debt Service	
Principal payments
Interest payments ..	\$100.00
Total	100.00
Per Capita Debt Service	
.....	\$0.03
Deferred Charges and Statutory Expenditures	
Emergencies
Other deferred chgs.	\$756.00
Total	756.00
TOTAL—Municipal expenditures ...	\$98,596.00

Required Payments for Local School, County, and Special District Taxes	307,462.87
TOTAL EXPENDITURES AND REQUIRED PAYMENTS	\$406,058.87
Reserve for uncollected taxes	\$45,968.12
GRAND TOTAL—Budget	\$452,026.99

RECEIPTS AND REVENUES REALIZED IN 1956 TO MEET EXPENDITURES AND REQUIRED PAYMENTS	
Surplus revenue appropriated ..	\$39,000.00
Miscellaneous revenues realized.	60,457.61
State aid revenues realized	7,911.00
Delinquent taxes including	
liens—1956 collections	34,752.22
Current taxes—1956 collections..	291,265.77
Emergency borrowings
TOTAL RECEIPTS AND REVENUES REALIZED	\$433,386.60

CAPITAL OUTLAY—1956	
Beaches and boardwalks
Buildings and equipment	\$77,397.14
Parks and playgrounds
Sewers
Streets, roads and bridges
Water supply
Other

Tax rate	\$12.08
Local school tax rate	9.14
County tax rate	1.89
Local purpose tax rate	1.05

TAXES	
Local school tax ...	\$254,717.53
County taxes	52,745.34
Special district taxes
Local purpose levy	\$307,462.87
.....	29,153.12
Total tax levy (tax duplicate) ..	\$336,615.99
Per Capita Total Tax Levy	\$101.51

Current	
1956 taxes levied (total)	\$337,891.60
Collected in 1956	291,265.77
Per cent of levy collected in 1956 ...	86.20
Transferred to liens	1,555.18
Cancelled, abated or adjusted	1,849.62
Outstanding December 31, 1956 ..	\$43,221.03

All Prior Years Outstanding	
Balance January 1, 1956	\$36,247.68
Collected in 1956	34,690.35
Balance December 31, 1956	\$1,292.45

Tax Title Liens Outstanding	
Balance January 1, 1956	\$23,906.77
Redeemed by cash	61.87
Balance December 31, 1956	\$25,429.70

Property Acquired by Deed or Foreclosure	
Balance January 1, 1956	\$5,500.00
Sale for cash
Balance December 31, 1956	\$5,500.00

CAPITAL DEBT, DECEMBER 31, 1956	
Gross Debt	
School debt	\$809,970.00
Self-liquidating debt.
Other capital debt ..	50,000.00
TOTAL GROSS DEBT	\$859,970.00
Per Capita Gross Debt	\$289.50

Deductions for	
School debt ..	\$715,839.00
Self-liquidating debt.
Other capital debt
TOTAL DEDUCTIONS	715,839.00
NET DEBT	\$144,131.00

Average Assessed Valuations	
Real Property 1954-1955-1956..	\$2,531,144.00
Per Cent of Net Debt	5.69

CURRENT FINANCES DECEMBER 31, 1956	
Cash	\$59,271.37
Taxes receivable	44,513.48
Tax title liens	25,429.70
Foreclosed property	5,500.00
Other receivables	20,537.89
State road aid receivable	32,711.00
Emergencies and deferred charges
TOTAL ASSETS	\$187,963.44
Cash liabilities	\$58,033.08
Reserves for receivables	95,981.07
Surplus revenue	33,949.29
TOTAL LIABILITIES AND SURPLUS	\$187,963.44

WASHINGTON BOROUGH—WARREN COUNTY

Population Census, 1950—4,802

Land Area 2.0 sq. mi.

Net Valuation Taxable \$6,366,677

EXPENDITURES AND REQUIRED PAYMENTS FOR 1956	
General Government	
Administrative and executive . . .	\$21,893.26
Assessment and collection of taxes	6,331.13
Finance Department
Protection to Persons & Property	
Fire	19,251.60
Police	30,672.55
Other
Streets and Roads	
Repairs and maintenance	38,421.35
Street lighting	9,200.00
Sanitation	
Street cleaning
Garbage and ash removal	18,451.61
Sewers	12,816.71
Health and Charities	
Health service	3,431.30
Welfare—public assistance	1,324.50
Hospitals (aid and maintenance)
Other
Recreation	
Beaches and boardwalks
Parks and playgrounds	2,985.60
Other
Educational	
(Exclusive of school districts)	4,405.25
Unclassified Purposes	
(Including contingent)	1,288.60
SUB-TOTAL—Municipal functions..	\$170,473.46
Per Capita—Municipal functions . . .	\$35.50
Capital imp'ts and capital imp't fund	\$70,707.53
Debt Service	
Principal payments . . . \$18,000.00	
Interest payments 3,104.50	
Total	21,104.50
Per Capita Debt Service	\$4.39
Deferred Charges and Statutory Expenditures	
Emergencies \$4,900.00	
Other deferred chgs. 12,199.84	
Total	17,099.84
TOTAL—Municipal expenditures . . .	\$279,385.33
Required Payments for Local School, County, and Special District Taxes	
	301,554.80
TOTAL EXPENDITURES AND REQUIRED PAYMENTS	\$580,940.13
Reserve for uncollected taxes	\$65,032.69
GRAND TOTAL—Budget	\$645,972.82
RECEIPTS AND REVENUES REALIZED IN 1956 TO MEET EXPENDITURES AND REQUIRED PAYMENTS	
Surplus revenue appropriated	\$12,500.00
Miscellaneous revenues realized	51,983.20
State aid revenues realized	16,254.75
Delinquent taxes including	
liens—1956 collections	25,885.05
Current taxes—1956 collections..	461,915.69
Emergency borrowings
TOTAL RECEIPTS AND REVENUES REALIZED	\$568,538.69

CAPITAL OUTLAY—1956

Beaches and boardwalks
Buildings and equipment
Parks and playgrounds
Sewers
Streets, roads and bridges
Water supply
Other

Tax rate	\$7.94
Local school tax rate	3.62
County tax rate	1.12
Local purpose tax rate	3.20

TAXES

Local school tax	\$230,161.51	
County taxes	71,393.29	
Special district taxes	
Local purpose levy	\$301,554.80
Total tax levy (tax duplicate)	208,684.30
Per Capita Total Tax Levy	\$106.26	

Current	
1956 taxes levied (total)	\$512,704.76
Collected in 1956	461,915.69
Per cent of levy collected in 1956	90.09
Transferred to liens	224.14
Cancelled, abated or adjusted	1,994.45
Outstanding December 31, 1956	\$48,570.48

All Prior Years Outstanding	
Balance January 1, 1956	\$33,029.28
Collected in 1956	25,685.05
Balance December 31, 1956	\$5,457.55

Tax Title Liens Outstanding	
Balance January 1, 1956	\$2,419.27
Redeemed by cash	200.00
Balance December 31, 1956	\$2,469.24

Property Acquired by Deed or Foreclosure	
Balance January 1, 1956
Sale for cash
Balance December 31, 1956

CAPITAL DEBT, DECEMBER 31, 1956

Gross Debt	
School debt	\$746,000.00
Self-liquidating debt.
Other capital debt	157,000.00
TOTAL GROSS DEBT	\$903,000.00
Per Capita Gross Debt	\$188.05

Deductions for	
School debt	\$398,099.00
Self-liquidating debt.
Other capital debt
TOTAL DEDUCTIONS	398,099.00
NET DEBT	\$504,901.00

Average Assessed Valuations	
Real Property 1954-1955-1956..	\$4,976,243.00
Per Cent of Net Debt	10.14

CURRENT FINANCES DECEMBER 31, 1956

Cash	\$120,606.70
Taxes receivable	54,028.23
Tax title liens	2,469.24
Foreclosed property
Other receivables
State road aid receivable	14,907.53
Emergencies and deferred charges	49,650.00
TOTAL ASSETS	\$241,661.70

Cash liabilities	\$84,828.26
Reserves for receivables	56,497.47
Surplus revenue	100,335.97

TOTAL LIABILITIES AND SURPLUS	\$241,661.70
--	---------------------

WASHINGTON TOWNSHIP—BERGEN COUNTY

Population Census, 1950—1,208

Land Area 3.1 sq. mi.

Net Valuation Taxable \$4,328,371

EXPENDITURES AND REQUIRED PAYMENTS FOR 1956	
General Government	
Administrative and executive	\$29,155.00
Assessment and collection of taxes	8,090.00
Finance Department	2,875.00
Protection to Persons & Property	
Fire	14,265.00
Police	29,475.00
Other
Streets and Roads	
Repairs and maintenance	12,100.00
Street lighting
Sanitation	
Street cleaning
Garbage and ash removal
Sewers
Health and Charities	
Health service	4,950.00
Welfare—public assistance	250.00
Hospitals (aid and maintenance)
Other
Recreation	
Beaches and boardwalks
Parks and playgrounds	2,100.00
Other
Educational	
(Exclusive of school districts)
Unclassified Purposes	
(Including contingent)	500.00
SUB-TOTAL—Municipal functions..	\$103,760.00
Per Capita—Municipal functions	
Capital imp'ts and capital imp't fund	\$85.89
Debt Service
Principal payments ..	\$4,250.00
Interest payments ..	2,051.00
Total	6,301.00
Per Capita Debt Service	
Deferred Charges and Statutory Expenditures	\$5.22
Emergencies	\$1,000.00
Other deferred chgs.	4,409.03
Total	5,409.03
TOTAL—Municipal expenditures ...	\$145,470.03
Required Payments for Local School, County, and Special District Taxes	
Total	313,799.06
TOTAL EXPENDITURES AND REQUIRED PAYMENTS	\$459,269.09
Reserve for uncollected taxes	\$35,955.46
GRAND TOTAL—Budget	\$495,224.55
RECEIPTS AND REVENUES REALIZED IN 1956 TO MEET EXPENDITURES AND REQUIRED PAYMENTS	
Surplus revenue appropriated ..	\$70,000.00
Miscellaneous revenues realized. .	97,424.85
State aid revenues realized	2,145.00
Delinquent taxes including	
Liens—1956 collections	23,026.87
Current taxes—1956 collections..	375,524.16
Emergency borrowings
TOTAL RECEIPTS AND REVENUES REALIZED	\$568,120.88
CAPITAL OUTLAY—1956	
Beaches and boardwalks
Buildings and equipment	\$18,774.07
Parks and playgrounds	3,165.51
Sewers
Streets, roads and bridges	53,087.14
Water supply
Other

Tax rate	\$8.46
Local school tax rate	6.05
County tax rate	1.20
Local purpose tax rate	1.21
TAXES	
Local school tax ...	\$261,831.48
County taxes	51,967.58
Special district taxes
Local purpose levy	\$313,799.06
Total tax levy (tax duplicate) ..	\$365,829.55
Per Capita Total Tax Levy	\$302.84
Current	
1956 taxes levied (total)	\$406,644.56
Collected in 1956	375,524.16
Per cent of levy collected in 1956 ...	92.34
Transferred to liens
Cancelled, abated or adjusted	3,568.90
Outstanding December 31, 1956 ..	\$27,551.50
All Prior Years Outstanding	
Balance January 1, 1956	\$23,750.07
Collected in 1956	23,003.65
Balance December 31, 1956	\$433.83
Tax Title Liens Outstanding	
Balance January 1, 1956	\$981.55
Redeemed by cash	23.22
Balance December 31, 1956	\$958.33
Property Acquired by Deed or Foreclosure	
Balance January 1, 1956	\$15,931.56
Sale for cash	33,424.38
Balance December 31, 1956	\$10,725.00
CAPITAL DEBT, DECEMBER 31, 1956	
Gross Debt	
School debt	\$820,922.00
Self-liquidating debt.
Other capital debt ..	152,410.00
TOTAL GROSS DEBT	\$973,332.00
Per Capita Gross Debt	
\$805.74	
Deductions for	
School debt	\$272,788.00
Self-liquidating debt.
Other capital debt ..	1,813.00
TOTAL DEDUCTIONS	274,101.00
NET DEBT	\$699,231.00
Average Assessed Valuations	
Real Property 1954-1955-1956..	\$3,409,846.00
Per Cent of Net Debt	20.50
CURRENT FINANCES DECEMBER 31, 1956	
Cash	\$343,433.61
Taxes receivable	27,985.33
Tax title liens	958.33
Foreclosed property	10,725.00
Other receivables	486.64
State road aid receivable	6,519.75
Emergencies and deferred charges ..	2,750.00
TOTAL ASSETS	\$392,858.66
Cash liabilities	\$161,843.26
Reserves for receivables	40,155.30
Surplus revenue	190,860.10
TOTAL LIABILITIES AND SURPLUS	\$392,858.66

WASHINGTON TOWNSHIP—BURLINGTON COUNTY

Population Census, 1950—566 Land Area 107.12 sq. mi. Net Valuation Taxable \$244,900

EXPENDITURES AND REQUIRED PAYMENTS FOR 1956	
General Government	
Administrative and executive	\$2,905.00
Assessment and collection of taxes	1,175.01
Finance Department	450.00
Protection to Persons & Property	
Fire	1,300.00
Police	892.72
Other
Streets and Roads	
Repairs and maintenance	6,200.00
Street lighting	500.00
Sanitation	
Street cleaning
Garbage and ash removal
Sewers
Health and Charities	
Health service	450.00
Welfare—public assistance	525.00
Hospitals (aid and maintenance)
Other
Recreation	
Beaches and boardwalks
Parks and playgrounds
Other
Educational (Exclusive of school districts) ..	
.....
Unclassified Purposes (Including contingent)	
.....	400.00
SUB-TOTAL—Municipal functions..	\$14,797.73
Per Capita—Municipal functions	
.....	\$26.14
Capital imp'ts and capital imp't fund	\$600.00
Debt Service	
Principal payments
Interest payments
Total
Per Capita Debt Service	
.....
Deferred Charges and Statutory Expenditures	
Emergencies	\$300.00
Other deferred chgs.	355.00
Total	655.00
TOTAL—Municipal expenditures ...	\$16,052.73
Required Payments for Local School, County, and Special District Taxes	
.....	38,822.02
TOTAL EXPENDITURES AND REQUIRED PAYMENTS	\$54,874.75
Reserve for uncollected taxes	\$4,161.00
GRAND TOTAL—Budget	\$59,035.75
RECEIPTS AND REVENUES REALIZED IN 1956 TO MEET EXPENDITURES AND REQUIRED PAYMENTS	
Surplus revenue appropriated ..	\$6,000.00
Miscellaneous revenues realized ..	7,945.85
State aid revenues realized	2,084.00
Delinquent taxes including	
Liens—1956 collections	1,658.24
Current taxes—1956 collections..	33,234.03
Emergency borrowings
TOTAL RECEIPTS AND REVENUES REALIZED	\$50,922.12
CAPITAL OUTLAY—1956	
Beaches and boardwalks
Buildings and equipment
Parks and playgrounds
Sewers
Streets, roads and bridges
Water supply
Other

Tax rate	\$17.36
Local school tax rate	12.23
County tax rate	3.62
Local purpose tax rate	1.51
TAXES	
Local school tax ...	\$29,944.61
County taxes	8,877.41
Special district taxes
Local purpose levy	\$38,822.02
.....	3,650.00
Total tax levy (tax duplicate) ..	\$42,472.02
Per Capita Total Tax Levy	
.....	\$75.04
Current	
1956 taxes levied (total)	\$42,514.64
Collected in 1956	33,234.03
Per cent of levy collected in 1956 ...	78.17
Transferred to liens	525.14
Cancelled, abated or adjusted ..	1,128.41
Outstanding December 31, 1956 ..	\$7,627.06
All Prior Years Outstanding	
Balance January 1, 1956	\$2,097.58
Collected in 1956	1,658.24
Balance December 31, 1956	\$386.78
Tax Title Liens Outstanding	
Balance January 1, 1956	\$7,102.75
Redeemed by cash
Balance December 31, 1956	\$7,627.89
Property Acquired by Deed or Foreclosure	
Balance January 1, 1956
Sale for cash
Balance December 31, 1956
CAPITAL DEBT, DECEMBER 31, 1956	
Gross Debt	
School debt
Self-liquidating debt.
Other capital debt
TOTAL GROSS DEBT
Per Capita Gross Debt	
.....
Deductions for	
School debt
Self-liquidating debt.
Other capital debt
TOTAL DEDUCTIONS
NET DEBT
Average Assessed Valuations	
Real Property 1954-1955-1956..	\$314,692.00
Per Cent of Net Debt
CURRENT FINANCES DECEMBER 31, 1956	
Cash	\$15,195.92
Taxes receivable	8,013.84
Tax title liens	7,627.89
Foreclosed property
Other receivables
State road aid receivable
Emergencies and deferred charges ..	2.73
TOTAL ASSETS	\$30,840.38
Cash liabilities	\$6,339.09
Reserves for receivables	15,641.73
Surplus revenue	8,859.56
TOTAL LIABILITIES AND SURPLUS	\$30,840.38

WASHINGTON TOWNSHIP—GLOUCESTER COUNTY

Population Census, 1950—2,496

Land Area 22.32 sq. mi.

Net Valuation Taxable \$2,097,635

EXPENDITURES AND REQUIRED PAYMENTS FOR 1956

General Government	
Administrative and executive	\$8,600.00
Assessment and collection of taxes	5,450.00
Finance Department
Protection to Persons & Property	
Fire	4,000.00
Police	5,225.00
Other
Streets and Roads	
Repairs and maintenance	12,254.44
Street lighting	2,000.00
Sanitation	
Street cleaning
Garbage and ash removal	50.00
Sewers
Health and Charities	
Health service	2,163.00
Welfare—public assistance	4,500.00
Hospitals (aid and maintenance)
Other
Recreation	
Beaches and boardwalks
Parks and playgrounds
Other
Educational	
(Exclusive of school districts)
Unclassified Purposes	
(Including contingent)	175.00
SUB-TOTAL—Municipal functions..	\$44,417.44

Per Capita—Municipal functions	
Capital imp'ts and capital imp't fund	\$5,555.55
Debt Service	
Principal payments
Interest payments
Total
Per Capita Debt Service	
Deferred Charges and Statutory Expenditures	
Emergencies
Other deferred chgs.	\$4,214.00
Total	4,214.00
TOTAL—Municipal expenditures ...	\$54,186.99

Required Payments for Local School, County, and Special District Taxes	
	141,975.37

TOTAL EXPENDITURES AND REQUIRED PAYMENTS	\$196,162.36
---	---------------------

Reserve for uncollected taxes	\$22,787.01
-------------------------------------	-------------

GRAND TOTAL—Budget	\$218,949.37
---------------------------------	---------------------

RECEIPTS AND REVENUES REALIZED IN 1956 TO MEET EXPENDITURES AND REQUIRED PAYMENTS

Surplus revenue appropriated ..	\$20,500.00
Miscellaneous revenues realized ..	48,181.64
State aid revenues realized	12,474.00
Delinquent taxes including	
Liens—1956 collections	19,848.53
Current taxes—1956 collections..	127,367.97
Emergency borrowings

TOTAL RECEIPTS AND REVENUES REALIZED	\$228,372.14
---	---------------------

CAPITAL OUTLAY—1956

Beaches and boardwalks
Buildings and equipment
Parks and playgrounds
Sewers
Streets, roads and bridges
Water supply
Other

Tax rate	\$6.78
Local school tax rate	5.36
County tax rate	1.42
Local purpose tax rate

TAXES

Local school tax ...	\$112,503.63
County taxes	29,471.74
Special district taxes
Local purpose levy
Total tax levy (tax duplicate) ..	\$141,975.37
Per Capita Total Tax Levy	
	\$56.88

Current	
1956 taxes levied (total)	\$144,082.74
Collected in 1956	127,367.97
Per cent of levy collected in 1956 ...	88.39
Transferred to liens	950.00
Cancelled, abated or adjusted	94.92
Outstanding December 31, 1956 ..	\$15,669.85

All Prior Years Outstanding	
Balance January 1, 1956	\$19,325.24
Collected in 1956	18,191.07
Balance December 31, 1956	\$1,104.53

Tax Title Liens Outstanding	
Balance January 1, 1956	\$6,705.97
Redeemed by cash	1,657.46
Balance December 31, 1956	\$6,131.48

Property Acquired by Deed or Foreclosure	
Balance January 1, 1956	\$7,277.91
Sale for cash	1,406.75
Balance December 31, 1956	\$5,871.16

CAPITAL DEBT, DECEMBER 31, 1956

Gross Debt	
School debt	\$400,000.00
Self-liquidating debt.
Other capital debt
TOTAL GROSS DEBT	\$400,000.00
Per Capita Gross Debt	
	\$160.26

Deductions for	
School debt	\$111,098.00
Self-liquidating debt.
Other capital debt
TOTAL DEDUCTIONS	111,098.00
NET DEBT	\$288,902.00

Average Assessed Valuations	
Real Property 1954-1955-1956..	\$1,851,642.00
Per Cent of Net Debt	15.60

CURRENT FINANCES DECEMBER 31, 1956

Cash	\$125,575.15
Taxes receivable	16,774.38
Tax title liens	6,131.48
Foreclosed property	5,871.16
Other receivables
State road aid receivable	5,639.71
Emergencies and deferred charges ..	2,047.55
TOTAL ASSETS	\$162,039.43
Cash liabilities	\$12,156.61
Reserves for receivables	28,777.02
Surplus revenue	121,105.80
TOTAL LIABILITIES AND SURPLUS	\$162,039.43

WASHINGTON TOWNSHIP—MERCER COUNTY

Population Census, 1950—1,843 Land Area 20.7 sq. mi. Net Valuation Taxable \$2,298,996

EXPENDITURES AND REQUIRED PAYMENTS FOR 1956	
General Government	
Administrative and executive	\$13,400.00
Assessment and collection of taxes	4,475.00
Finance Department	1,275.00
Protection to Persons & Property	
Fire	1,600.00
Police	8,150.00
Other
Streets and Roads	
Repairs and maintenance	27,700.00
Street lighting	2,500.00
Sanitation	
Street cleaning
Garbage and ash removal
Sewers
Health and Charities	
Health service	2,300.00
Welfare—public assistance	850.00
Hospitals (aid and maintenance)
Other	600.00
Recreation	
Beaches and boardwalks
Parks and playgrounds
Other
Educational	
(Exclusive of school districts)
Unclassified Purposes	
(Including contingent)	2,000.00
SUB-TOTAL—Municipal functions..	\$64,850.00

Tax rate	\$5.04
Local school tax rate	2.73
County tax rate	1.60
Local purpose tax rate	0.71
TAXES	
Local school tax ...	\$62,840.00
County taxes	36,759.22
Special district taxes
Local purpose levy	16,228.00
Total tax levy (tax duplicate) ..	\$115,827.22
Per Capita Total Tax Levy	\$62.85
Current	
1956 taxes levied (total)	\$116,198.26
Collected in 1956	100,173.11
Per cent of levy collected in 1956 ...	86.20
Transferred to liens	11.34
Cancelled, abated or adjusted
Outstanding December 31, 1956 ..	\$16,013.81
All Prior Years Outstanding	
Balance January 1, 1956	\$11,619.47
Collected in 1956	9,354.36
Balance December 31, 1956	\$2,265.11
Tax Title Liens Outstanding	
Balance January 1, 1956	\$158.86
Redeemed by cash
Balance December 31, 1956	\$170.20
Property Acquired by Deed or Foreclosure	
Balance January 1, 1956	\$275.00
Sale for cash
Balance December 31, 1956	\$275.00

Per Capita—Municipal functions	\$35.19
Capital imp'ts and capital imp't fund	\$15,000.00
Debt Service	
Principal payments
Interest payments
Total
Per Capita Debt Service	
Deferred Charges and Statutory Expenditures	
Emergencies
Other deferred chgs.	\$5,650.00
Total	5,650.00
TOTAL—Municipal expenditures ...	\$85,500.00

TOTAL GROSS DEBT	\$313,000.00
Per Capita Gross Debt	\$169.83
Deductions for	
School debt	\$113,723.00
Self-liquidating debt.
Other capital debt
TOTAL DEDUCTIONS	113,723.00
NET DEBT	\$199,277.00
Average Assessed Valuations	
Real Property 1954-1955-1956..	\$1,895,386.00
Per Cent of Net Debt	10.51

Required Payments for Local School, County, and Special District Taxes	99,599.22
TOTAL EXPENDITURES AND REQUIRED PAYMENTS	\$185,099.22
Reserve for uncollected taxes	\$23,000.00
GRAND TOTAL—Budget	\$208,099.22

CAPITAL DEBT, DECEMBER 31, 1956	
Gross Debt	
School debt	\$313,000.00
Self-liquidating debt.
Other capital debt
TOTAL GROSS DEBT	\$313,000.00
Per Capita Gross Debt	\$169.83
Deductions for	
School debt	\$113,723.00
Self-liquidating debt.
Other capital debt
TOTAL DEDUCTIONS	113,723.00
NET DEBT	\$199,277.00

RECEIPTS AND REVENUES REALIZED IN 1956 TO MEET EXPENDITURES AND REQUIRED PAYMENTS	
Surplus revenue appropriated ..	\$33,000.00
Miscellaneous revenues realized.	44,155.11
State aid revenues realized	11,022.00
Delinquent taxes including	
liens—1956 collections	9,354.36
Current taxes—1956 collections..	100,173.11
Emergency borrowings
TOTAL RECEIPTS AND REVENUES REALIZED	\$197,704.58

CURRENT FINANCES DECEMBER 31, 1956	
Cash	\$105,223.79
Taxes receivable	18,278.92
Tax title liens	170.20
Foreclosed property	275.00
Other receivables	1,369.25
State road aid receivable
Emergencies and deferred charges
TOTAL ASSETS	\$125,317.16
Cash liabilities	\$11,609.60
Reserves for receivables	20,093.37
Surplus revenue	93,614.19
TOTAL LIABILITIES AND SURPLUS	\$125,317.16

CAPITAL OUTLAY—1956	
Beaches and boardwalks
Buildings and equipment
Parks and playgrounds
Sewers
Streets, roads and bridges	\$632.88
Water supply
Other

TOTAL ASSETS	\$125,317.16
Cash liabilities	\$11,609.60
Reserves for receivables	20,093.37
Surplus revenue	93,614.19
TOTAL LIABILITIES AND SURPLUS	\$125,317.16

WASHINGTON TOWNSHIP—MORRIS COUNTY

Population Census, 1950—2,147

Land Area 45.1 sq. mi.

Net Valuation Taxable \$2,405,372

EXPENDITURES AND REQUIRED PAYMENTS FOR 1956

General Government	
Administrative and executive	\$10,960.00
Assessment and collection of taxes	4,450.00
Finance Department	500.00
Protection to Persons & Property	
Fire	2,500.00
Police	1,450.00
Other
Streets and Roads	
Repairs and maintenance	68,505.55
Street lighting
Sanitation	
Street cleaning
Garbage and ash removal
Sewers
Health and Charities	
Health service	400.00
Welfare—public assistance	1,050.00
Hospitals (aid and maintenance)
Other
Recreation	
Benches and boardwalks
Parks and playgrounds
Other
Educational	
(Exclusive of school districts)
Unclassified Purposes	
(Including contingent)	200.00
SUB-TOTAL—Municipal functions..	\$90,015.55

Per Capita—Municipal functions	\$41.93
Capital imp'ts and capital imp't fund	
Debt Service	
Principal payments
Interest payments
Total
Per Capita Debt Service	
Deferred Charges and Statutory Expenditures	
Emergencies
Other deferred chgs.	\$5,383.00
Total	5,383.00

TOTAL—Municipal expenditures .. **\$110,398.55**

Required Payments for Local School, County, and Special District Taxes **200,357.98**

TOTAL EXPENDITURES AND REQUIRED PAYMENTS **\$310,756.53**

Reserve for uncollected taxes

GRAND TOTAL—Budget **\$351,249.48**

RECEIPTS AND REVENUES REALIZED IN 1956 TO MEET EXPENDITURES AND REQUIRED PAYMENTS

Surplus revenue appropriated ..	\$40,000.00
Miscellaneous revenues realized ..	28,405.24
State aid revenues realized	8,285.00
Delinquent taxes including	
liens—1956 collections	20,883.48
Current taxes—1956 collections..	225,337.91
Emergency borrowings
TOTAL RECEIPTS AND REVENUES REALIZED	\$322,911.63

CAPITAL OUTLAY—1956

Beaches and boardwalks
Buildings and equipment
Parks and playgrounds
Sewers
Streets, roads and bridges	\$21,586.75
Water supply
Other

Tax rate	\$11.01
Local school tax rate	6.30
County tax rate	1.97
Local purpose tax rate	2.74

TAXES

Local school tax ..	\$151,574.14	
County taxes	47,503.59	
Special district taxes	1,280.25	
Local purpose levy	65,556.50	\$200,357.98
Total tax levy (tax duplicate) ..	\$265,914.48	

Per Capita Total Tax Levy **\$123.85**

Current

1956 taxes levied (total)	\$268,200.30
Collected in 1956	225,337.91
Per cent of levy collected in 1956 ..	84.02
Transferred to liens	22.02
Cancelled, abated or adjusted ..	2,590.93
Outstanding December 31, 1956 ..	\$40,249.44

All Prior Years Outstanding

Balance January 1, 1956	\$24,822.60
Collected in 1956	20,883.48
Balance December 31, 1956	\$3,820.18

Tax Title Liens Outstanding

Balance January 1, 1956	\$133.91
Redeemed by cash
Balance December 31, 1956	\$76.76

Property Acquired by Deed or Foreclosure

Balance January 1, 1956	\$1,000.00
Sale for cash
Balance December 31, 1956	\$1,000.00

CAPITAL DEBT, DECEMBER 31, 1956

Gross Debt	
School debt	\$820,594.00
Self-liquidating debt.
Other capital debt
TOTAL GROSS DEBT	\$820,594.00

Per Capita Gross Debt **\$382.20**

Deductions for

School debt	\$478,402.00
Self-liquidating debt.
Other capital debt
TOTAL DEDUCTIONS	478,402.00

NET DEBT **\$342,192.00**

Average Assessed Valuations

Real Property 1954-1955-1956..	\$1,963,460.00
Per Cent of Net Debt	17.42

CURRENT FINANCES DECEMBER 31, 1956

Cash	\$58,194.03
Taxes receivable	44,069.62
Tax title liens	76.76
Foreclosed property	1,000.00
Other receivables	1,862.21
State road aid receivable	9,564.84
Emergencies and deferred charges ..	557.00
TOTAL ASSETS	\$115,324.46

Cash liabilities	\$12,946.39
Reserves for receivables	47,008.59
Surplus revenue	55,369.48
TOTAL LIABILITIES AND SURPLUS	\$115,324.46

WASHINGTON TOWNSHIP—WARREN COUNTY

Population Census, 1950—1,765 Land Area 17.5 sq. mi. Net Valuation Taxable \$2,251,560

EXPENDITURES AND REQUIRED PAYMENTS FOR 1956	
General Government	
Administrative and executive	\$4,324.60
Assessment and collection of taxes	3,020.00
Finance Department	200.00
Protection to Persons & Property	
Fire	2,423.00
Police	1,926.00
Other
Streets and Roads	
Repairs and maintenance	25,721.64
Street lighting	1,110.00
Sanitation	
Street cleaning
Garbage and ash removal
Sewers
Health and Charities	
Health service	1,091.00
Welfare—public assistance	496.00
Hospitals (aid and maintenance)	250.00
Other
Recreation	
Beaches and boardwalks
Parks and playgrounds	200.00
Other
Educational (Exclusive of school districts) ..	
.....
Unclassified Purposes (Including contingent)	
.....	150.00
SUB-TOTAL—Municipal functions..	\$40,912.24
Per Capita—Municipal functions	
.....	\$23.18
Capital imp'ts and capital imp't fund	\$11,500.00
Debt Service	
Principal payments
Interest payments ..	\$50.00
Total	50.00
Per Capita Debt Service	
.....	\$0.03
Deferred Charges and Statutory Expenditures	
Emergencies
Other deferred chgs.	\$383.65
Total	383.65
TOTAL—Municipal expenditures ...	\$52,845.89
Required Payments for Local School, County, and Special District Taxes	
.....	174,581.58
TOTAL EXPENDITURES AND REQUIRED PAYMENTS	\$227,427.47
Reserve for uncollected taxes	\$23,802.91
GRAND TOTAL—Budget	\$251,230.38
RECEIPTS AND REVENUES REALIZED IN 1956 TO MEET EXPENDITURES AND REQUIRED PAYMENTS	
Surplus revenue appropriated ..	\$9,000.00
Miscellaneous revenues realized.	19,023.87
State aid revenues realized	15,976.00
Delinquent taxes including	
liens—1956 collections	13,765.13
Current taxes—1956 collections..	182,433.41
Emergency borrowings
TOTAL RECEIPTS AND REVENUES REALIZED	\$240,198.41

CAPITAL OUTLAY—1956

Beaches and boardwalks
Buildings and equipment
Parks and playgrounds
Sewers
Streets, roads and bridges
Water supply
Other

Tax rate	\$8.76
Local school tax rate	5.88
County tax rate	1.87
Local purpose tax rate	1.01

TAXES

Local school tax ...	\$132,368.59
County taxes	42,212.99
Special district taxes
Local purpose levy	\$174,581.58
.....	22,467.56
Total tax levy (tax duplicate) ..	\$197,049.14

Per Capita Total Tax Levy	\$111.64
--	-----------------

Current	
1956 taxes levied (total)	\$197,858.49
Collected in 1956	182,433.41
Per cent of levy collected in 1956 ...	92.20
Transferred to liens	188.17
Cancelled, abated or adjusted	1,534.00
Outstanding December 31, 1956 ..	\$13,702.91

All Prior Years Outstanding	
Balance January 1, 1956	\$16,626.46
Collected in 1956	13,417.47
Balance December 31, 1956	\$3,124.26

Tax Title Liens Outstanding	
Balance January 1, 1956	\$2,609.29
Redeemed by cash	347.66
Balance December 31, 1956	\$2,449.80

Property Acquired by Deed or Foreclosure	
Balance January 1, 1956
Sale for cash
Balance December 31, 1956

CAPITAL DEBT, DECEMBER 31, 1956

Gross Debt	
School debt	\$211,000.00
Self-liquidating debt.
Other capital debt

TOTAL GROSS DEBT	\$211,000.00
Per Capita Gross Debt	\$119.55

Deductions for	
School debt	\$103,410.00
Self-liquidating debt.
Other capital debt

TOTAL DEDUCTIONS	103,410.00
NET DEBT	\$107,590.00

Average Assessed Valuations	
Real Property 1954-1955-1956..	\$1,723,498.00
Per Cent of Net Debt	6.24

CURRENT FINANCES DECEMBER 31, 1956

Cash	\$60,471.43
Taxes receivable	16,827.17
Tax title liens	2,449.80
Foreclosed property
Other receivables	907.77
State road aid receivable	10,699.87
Emergencies and deferred charges ..	2,978.18

TOTAL ASSETS	\$94,334.22
---------------------------	--------------------

Cash liabilities	\$42,618.33
Reserves for receivables	20,184.74
Surplus revenue	31,531.15

TOTAL LIABILITIES AND SURPLUS	\$94,334.22
--	--------------------

WATCHUNG BOROUGH—SOMERSET COUNTY

Population Census, 1950—1,818

Land Area 6.2 sq. mi.

Net Valuation Taxable \$2,377,500

EXPENDITURES AND RE-REQUIRED PAYMENTS FOR 1956	
General Government	
Administrative and executive	\$23,107.16
Assessment and collection of taxes	2,700.00
Finance Department	250.00
Protection to Persons & Property	
Fire	3,782.00
Police	30,600.00
Other
Streets and Roads	
Repairs and maintenance	16,431.90
Street lighting	4,768.44
Sanitation	
Street cleaning
Garbage and ash removal
Sewers	375.00
Health and Charities	
Health service	2,800.00
Welfare—public assistance	975.00
Hospitals (aid and maintenance)	100.00
Other	501.00
Recreation	
Beaches and boardwalks
Parks and playgrounds
Other	2,405.00
Educational	
(Exclusive of school districts)	250.00
Unclassified Purposes	
(Including contingent)	6,500.00
SUB-TOTAL—Municipal functions..	\$95,545.50
Per Capita—Municipal functions \$52.56	
Capital imp'ts and capital imp't fund	\$40,000.00
Debt Service	
Principal payments
Interest payments
Total
Per Capita Debt Service	
Deferred Charges and Statutory Expenditures	
Emergencies
Other deferred chgs.	\$2,754.00
Total	2,754.00
TOTAL—Municipal expenditures	\$138,299.50
Required Payments for Local School, County, and Special District Taxes	
	238,704.89
TOTAL EXPENDITURES AND REQUIRED PAYMENTS	\$377,004.39
Reserve for uncollected taxes	\$22,721.42
GRAND TOTAL—Budget	\$399,725.81
RECEIPTS AND REVENUES REALIZED IN 1956 TO MEET EXPENDITURES AND REQUIRED PAYMENTS	
Surplus revenue appropriated	\$33,713.71
Miscellaneous revenues realized.	57,155.84
State aid revenues realized	16,008.00
Delinquent taxes including	
liens—1956 collections	13,476.29
Current taxes—1956 collections.. . . .	280,250.50
Emergency borrowings
TOTAL RECEIPTS AND REVENUES REALIZED	\$400,604.34
CAPITAL OUTLAY—1956	
Beaches and boardwalks
Buildings and equipment	\$21,447.20
Parks and playgrounds
Sewers
Streets, roads and bridges	13,459.10
Water supply
Other

Tax rate	\$12.46
Local school tax rate	8.10
County tax rate	1.94
Local purpose tax rate	2.42
TAXES	
Local school tax	\$192,641.26
County taxes	46,063.63
Special district taxes
Local purpose levy	57,412.92
Total tax levy (tax duplicate) ..	\$296,117.81
Per Capita Total Tax Levy	\$162.88
Current	
1956 taxes levied (total)	\$303,820.25
Collected in 1956	280,250.50
Per cent of levy collected in 1956	92.24
Transferred to liens	97.50
Cancelled, abated or adjusted	1,749.65
Outstanding December 31, 1956	\$21,722.60
All Prior Years Outstanding	
Balance January 1, 1956	\$15,269.92
Collected in 1956	13,476.29
Balance December 31, 1956	\$1,793.63
Tax Title Liens Outstanding	
Balance January 1, 1956	\$2,505.58
Redeemed by cash
Balance December 31, 1956	\$2,603.08
Property Acquired by Deed or Foreclosure	
Balance January 1, 1956
Sale for cash
Balance December 31, 1956
CAPITAL DEBT, DECEMBER 31, 1956	
Gross Debt	
School debt	\$754,750.00
Self-liquidating debt.
Other capital debt
TOTAL GROSS DEBT	\$754,750.00
Per Capita Gross Debt	\$415.15
Deductions for	
School debt	\$575,965.00
Self-liquidating debt.
Other capital debt
TOTAL DEDUCTIONS	575,965.00
NET DEBT	\$178,785.00
Average Assessed Valuations	
Real Property 1954-1955-1956.. . . .	\$2,036,923.00
Per Cent of Net Debt	8.77
CURRENT FINANCES DECEMBER 31, 1956	
Cash	\$71,038.99
Taxes receivable	23,516.23
Tax title liens	2,603.08
Foreclosed property
Other receivables	604.45
State road aid receivable	24,231.09
Emergencies and deferred charges
TOTAL ASSETS	\$121,993.84
Cash liabilities	\$26,447.27
Reserves for receivables	26,723.76
Surplus revenue	68,822.81
TOTAL LIABILITIES AND SURPLUS	\$121,993.84

WATERFORD TOWNSHIP—CAMDEN COUNTY

Population Census, 1950—2,997 Land Area 34.38 sq. mi. Net Valuation Taxable \$1,519,618

EXPENDITURES AND REQUIRED PAYMENTS FOR 1956	
General Government	
Administrative and executive	\$9,895.00
Assessment and collection of taxes	4,530.00
Finance Department	300.00
Protection to Persons & Property	
Fire	2,500.00
Police	3,920.00
Other
Streets and Roads	
Repairs and maintenance	17,325.00
Street lighting	5,500.00
Sanitation	
Street cleaning
Garbage and ash removal	5,000.00
Sewers
Health and Charities	
Health service	460.00
Welfare—public assistance	1,500.00
Hospitals (aid and maintenance)
Other
Recreation	
Beaches and boardwalks
Parks and playgrounds
Other
Educational	
(Exclusive of school districts) ..	150.00
Unclassified Purposes	
(Including contingent)	100.00
SUB-TOTAL—Municipal functions..	\$51,180.00
Per Capita—Municipal functions	\$17.08
Capital imp'ts and capital imp't fund	\$9,944.44
Debt Service	
Principal payments ..	\$10,813.00
Interest payments ..	1,320.00
Total	12,133.00
Per Capita Debt Service	\$4.05
Deferred Charges and Statutory Expenditures	
Emergencies
Other deferred chgs. ..	\$450.00
Total	450.00
TOTAL—Municipal expenditures ...	\$73,707.44
Required Payments for Local School, County, and Special District Taxes	
.....	177,282.87
TOTAL EXPENDITURES AND REQUIRED PAYMENTS	\$250,990.31
Reserve for uncollected taxes	\$23,214.23
GRAND TOTAL—Budget	\$274,204.54
RECEIPTS AND REVENUES REALIZED IN 1956 TO MEET EXPENDITURES AND REQUIRED PAYMENTS	
Surplus revenue appropriated ..	\$22,757.67
Miscellaneous revenues realized ..	38,648.15
State aid revenues realized	11,942.00
Delinquent taxes including	
liens—1956 collections	15,861.94
current taxes—1956 collections..	177,348.12
Emergency borrowings
TOTAL RECEIPTS AND REVENUES REALIZED	\$266,557.88
CAPITAL OUTLAY—1956	
Beaches and boardwalks
Buildings and equipment	\$10,000.00
Parks and playgrounds
Sewers
Streets, roads and bridges
Water supply
Other	6,549.92

Tax rate	\$13.02
Local school tax rate	8.48
County tax rate	3.18
Local purpose tax rate	1.36
TAXES	
Local school tax ...	\$128,890.98
County taxes	48,391.89
Special district taxes
Local purpose levy	\$177,282.87
.....	21,464.00
Total tax levy (tax duplicate) ..	\$198,746.87
Per Capita Total Tax Levy	\$66.32
Current	
1956 taxes levied (total)	\$202,189.42
Collected in 1956	177,348.12
Per cent of levy collected in 1956 ...	87.71
Transferred to liens	1,448.31
Cancelled, abated or adjusted	352.97
Outstanding December 31, 1956 ..	\$23,040.02
All Prior Years Outstanding	
Balance January 1, 1956	\$14,511.38
Collected in 1956	13,559.59
Balance December 31, 1956	\$822.04
Tax Title Liens Outstanding	
Balance January 1, 1956	\$31,464.13
Redeemed by cash	2,302.35
Balance December 31, 1956	\$23,320.47
Property Acquired by Deed or Foreclosure	
Balance January 1, 1956	\$1,337.00
Sale for cash	8,670.68
Balance December 31, 1956
CAPITAL DEBT, DECEMBER 31, 1956	
Gross Debt	
School debt	\$364,600.00
Self-liquidating debt.
Other capital debt ..	37,900.00
TOTAL GROSS DEBT	\$402,500.00
Per Capita Gross Debt	\$134.30
Deductions for	
School debt	\$364,600.00
Self-liquidating debt.
Other capital debt
TOTAL DEDUCTIONS	364,600.00
NET DEBT	\$37,900.00
Average Assessed Valuations	
Real Property 1954-1955-1956..	\$1,489,116.00
Per Cent of Net Debt	2.54
CURRENT FINANCES DECEMBER 31, 1956	
Cash	\$65,536.81
Taxes receivable	23,862.06
Tax title liens	23,320.47
Foreclosed property
Other receivables	1,838.44
State road aid receivable	10,493.82
Emergencies and deferred charges ..	77.78
TOTAL ASSETS	\$125,129.38
Cash liabilities	\$9,958.03
Reserves for receivables	49,020.97
Surplus revenue	66,150.38
TOTAL LIABILITIES AND SURPLUS	\$125,129.38

WAYNE TOWNSHIP—PASSAIC COUNTY

Population Census, 1950—11,822

Land Area 24.5 sq. mi.

Net Valuation Taxable \$29,109,089

EXPENDITURES AND RE-REQUIRED PAYMENTS FOR 1956	
General Government	
Administrative and executive	\$68,784.71
Assessment and collection of taxes	30,100.00
Finance Department	8,400.00
Protection to Persons & Property	
Fire	44,375.00
Police	150,660.00
Other
Streets and Roads	
Repairs and maintenance	132,090.00
Street lighting	1,450.00
Sanitation	
Street cleaning
Garbage and ash removal
Sewers
Health and Charities	
Health service	29,350.00
Welfare—public assistance	4,600.00
Hospitals (aid and maintenance) ..	1,200.00
Other
Recreation	
Beaches and boardwalks
Parks and playgrounds	5,000.00
Other
Educational	
(Exclusive of school districts) ..	8,900.00
Unclassified Purposes	
(Including contingent)	4,700.00
SUB-TOTAL—Municipal functions..	\$489,609.71
Per Capita—Municipal functions	
Capital imp'ts and capital imp't fund	\$580,475.00
Debt Service	
Principal payments .	\$4,000.00
Interest payments ..	1,110.00
Total	5,110.00
Per Capita Debt Service	
	\$0.43
Deferred Charges and Statutory Expenditures	
Emergencies
Other deferred chgs.	\$43,275.06
Total	43,275.06
TOTAL—Municipal expenditures ...	\$1,118,469.77
Required Payments for Local School, County, and Special District Taxes	
	1,192,825.15
TOTAL EXPENDITURES AND REQUIRED PAYMENTS	\$2,311,294.92
Reserve for uncollected taxes	\$284,873.45
GRAND TOTAL—Budget	\$2,596,168.37
RECEIPTS AND REVENUES REALIZED IN 1956 TO MEET EXPENDITURES AND REQUIRED PAYMENTS	
Miscellaneous revenues realized ..	\$328,000.00
State aid revenues realized	386,935.82
Delinquent taxes including	23,283.25
liens—1956 collections	118,785.82
Current taxes—1956 collections..	1,874,472.38
Emergency borrowings
TOTAL RECEIPTS AND REVENUES REALIZED	\$2,731,477.27

CAPITAL OUTLAY—1956

Beaches and boardwalks
Buildings and equipment
Parks and playgrounds
Sewers
Streets, roads and bridges	\$164,198.04
Water supply	96,254.88
Other

Tax rate	\$6.51
Local school tax rate	2.60
County tax rate	1.49
Local purpose tax rate	2.42
TAXES	
Local school tax ...	\$756,444.62
County taxes	434,058.46
Special district taxes	2,322.07
Local purpose levy	\$1,192,825.15
Total tax levy (tax duplicate) ..	\$1,898,117.70
Per Capita Total Tax Levy	
	\$160.56
Current	
1956 taxes levied (total)	\$1,977,101.86
Collected in 1956	1,874,472.38
Per cent of levy collected in 1956 ...	94.80
Transferred to liens	3,362.52
Cancelled, abated or adjusted	11,996.11
Outstanding December 31, 1956 ..	\$87,270.85
All Prior Years Outstanding	
Balance January 1, 1956	\$127,737.46
Collected in 1956	117,509.03
Balance December 31, 1956	\$7,559.03
Tax Title Liens Outstanding	
Balance January 1, 1956	\$10,304.90
Redeemed by cash	1,276.79
Balance December 31, 1956	\$12,319.33
Property Acquired by Deed or Foreclosure	
Balance January 1, 1956	\$148,060.00
Sale for cash	11,053.00
Balance December 31, 1956	\$137,007.00

CAPITAL DEBT, DECEMBER 31, 1956

Gross Debt	
School debt	\$4,014,000.00
Self-liquidating debt ..	727,000.00
Other capital debt ..	32,000.00
TOTAL GROSS DEBT	\$4,773,000.00
Per Capita Gross Debt	
	\$403.74
Deductions for	
School debt	\$2,161,081.00
Self-liquidating debt ..	727,000.00
Other capital debt ..	4,302.00
TOTAL DEDUCTIONS	2,892,383.00
NET DEBT	\$1,880,617.00
Average Assessed Valuations	
Real Property 1954-1955-1956..	\$27,013,514.00
Per Cent of Net Debt	6.96

CURRENT FINANCES DECEMBER 31, 1956

Cash	\$656,758.49
Taxes receivable	94,829.88
Tax title liens	12,319.33
Foreclosed property	137,007.00
Other receivables	3,078.38
State road aid receivable	43,245.25
Emergencies and deferred charges ..	2,220.04
TOTAL ASSETS	\$949,458.37
Cash liabilities	\$76,801.57
Reserves for receivables	247,234.59
Surplus revenue	625,422.21
TOTAL LIABILITIES AND SURPLUS	\$949,458.37

WEEHAWKEN TOWNSHIP—HUDSON COUNTY

Population Census, 1950—14,830 Land Area 0.7 sq. mi. Net Valuation Taxable \$35,922,873

EXPENDITURES AND REQUIRED PAYMENTS FOR 1956	
General Government	
Administrative and executive	\$132,720.00
Assessment and collection of taxes ..	18,500.00
Finance Department	3,400.00
Protection to Persons & Property	
Fire	279,800.00
Police	265,800.00
Other
Streets and Roads	
Repairs and maintenance	36,600.00
Street lighting	16,100.00
Sanitation	
Street cleaning	67,200.00
Garbage and ash removal	39,800.00
Sewers	40,225.00
Health and Charities	
Health service	2,800.00
Welfare—public assistance	13,200.00
Hospitals (aid and maintenance)
Other
Recreation	
Beaches and boardwalks
Parks and playgrounds	39,700.00
Other	20,750.00
Educational	
(Exclusive of school districts) ..	15,700.00
Unclassified Purposes	
(Including contingent)	9,400.00
SUB-TOTAL—Municipal functions..	\$1,001,695.00
Per Capita—Municipal functions	
Capital imp'ts and capital imp't fund	\$85.00
Debt Service	\$122,000.00
Principal payments ..	31,764.25
Interest payments
Total	*153,764.25
Per Capita Debt Service	
Deferred Charges and Statutory Expenditures	\$10.37
Emergencies
Other deferred chgs. \$159,716.61
Total	159,716.61
TOTAL—Municipal expenditures ...	\$1,323,675.86
Required Payments for Local School, County, and Special District Taxes	
	1,211,592.79
TOTAL EXPENDITURES AND REQUIRED PAYMENTS	\$2,535,268.65
Reserve for uncollected taxes	\$212,795.39
GRAND TOTAL—Budget	\$2,748,064.04
RECEIPTS AND REVENUES REALIZED IN 1956 TO MEET EXPENDITURES AND REQUIRED PAYMENTS	
Surplus revenue appropriated ..	\$250,000.00
Miscellaneous revenues realized ..	137,770.40
State aid revenues realized	39,103.10
Delinquent taxes including	
Liens—1956 collections	117,668.93
Current taxes—1956 collections..	2,303,719.13
Emergency borrowings
TOTAL RECEIPTS AND REVENUES REALIZED	\$2,848,261.56
CAPITAL OUTLAY—1956	
Beaches and boardwalks
Buildings and equipment	\$1,400.00
Parks and playgrounds	10,408.13
Sewers
Streets, roads and bridges
Water supply
Other

Tax rate	\$6.47
Local school tax rate	1.92
County tax rate	1.64
Local purpose tax rate	2.91
TAXES	
Local school tax ...	\$689,986.15
County taxes	588,807.89
Special district taxes
Local purpose levy	1,278,794.04
Total tax levy (tax duplicate) ..	<u>\$2,321,656.04</u>
Per Capita Total Tax Levy	\$156.55
Current	
1956 taxes levied (total)	\$2,322,853.54
Collected in 1956	2,303,719.13
Per cent of levy collected in 1956 ...	99.17
Transferred to liens	290.87
Cancelled, abated or adjusted ..	7,266.80
Outstanding December 31, 1956 ..	<u>\$11,576.74</u>
All Prior Years Outstanding	
Balance January 1, 1956	\$130,627.81
Collected in 1956	117,147.35
Balance December 31, 1956	<u>\$10,652.54</u>
Tax Title Liens Outstanding	
Balance January 1, 1956	\$3,874.07
Redeemed by cash	521.58
Balance December 31, 1956	<u>\$3,643.36</u>
Property Acquired by Deed or Foreclosure	
Balance January 1, 1956	\$47,700.00
Sale for cash	700.00
Balance December 31, 1956	<u>\$46,900.00</u>

CAPITAL DEBT, DECEMBER 31, 1956

Gross Debt	
School debt	\$545,000.00
Self-liquidating debt	117,147.35
Other capital debt ..	118,000.00
TOTAL GROSS DEBT	\$663,000.00
Per Capita Gross Debt	\$44.71
Deductions for	
School debt	\$545,000.00
Self-liquidating debt
Other capital debt
TOTAL DEDUCTIONS	545,000.00
NET DEBT	\$118,000.00
Average Assessed Valuations	
Real Property 1954-1956-1956..	\$33,967,029.00
Per Cent of Net Debt	0.34

CURRENT FINANCES DECEMBER 31, 1956

Cash	\$779,863.62
Taxes receivable	22,228.54
Tax title liens	3,643.36
Foreclosed property	46,900.00
Other receivables	2,957.08
State road aid receivable	38,643.09
Emergencies and deferred charges ..	29,000.00
TOTAL ASSETS	\$923,235.69
Cash liabilities	\$459,388.83
Reserves for receivables	75,728.98
Surplus revenue	388,117.88
TOTAL LIABILITIES AND SURPLUS	\$923,235.69

* Includes \$67,201.25 Chapter VI School Debt Service.

WENONAH BOROUGH—GLOUCESTER COUNTY

Population Census, 1950—1,511

Land Area 1.08 sq. mi.

Net Valuation Taxable \$1,954,250

EXPENDITURES AND REQUIRED PAYMENTS FOR 1956

General Government	
Administrative and executive	\$3,975.40
Assessment and collection of taxes	3,458.47
Finance Department
Protection to Persons & Property	
Fire	3,070.00
Police	9,370.00
Other
Streets and Roads	
Repairs and maintenance	13,900.00
Street lighting	3,700.00
Sanitation	
Street cleaning
Garbage and ash removal	1,197.28
Sewers
Health and Charities	
Health service	85.00
Welfare—public assistance	25.00
Hospitals (aid and maintenance)
Other
Recreation	
Beaches and boardwalks
Parks and playgrounds	780.00
Other
Educational (Exclusive of school districts) ..	
	1,600.00
Unclassified Purposes (Including contingent)	
	935.00
SUB-TOTAL—Municipal functions..	\$42,096.15

Per Capita—Municipal functions	\$27.86
Capital imp'ts and capital imp't fund	\$15,865.00
Debt Service	
Principal payments
Interest payments
Total

Per Capita Debt Service	
Deferred Charges and Statutory Expenditures	
Emergencies
Other deferred chgs.	\$21,716.89
Total	21,716.89

TOTAL—Municipal expenditures ..	\$79,678.04
--	--------------------

Required Payments for Local School, County, and Special District Taxes	107,515.34
---	-------------------

TOTAL EXPENDITURES AND REQUIRED PAYMENTS	\$187,193.38
---	---------------------

Reserve for uncollected taxes	\$9,250.00
-------------------------------------	------------

GRAND TOTAL—Budget	\$196,443.38
---------------------------------	---------------------

RECEIPTS AND REVENUES REALIZED IN 1956 TO MEET EXPENDITURES AND REQUIRED PAYMENTS

Surplus revenue appropriated ..	\$26,200.00
Miscellaneous revenues realized ..	21,867.89
State aid revenues realized	8,857.00
Delinquent taxes including	
liens—1956 collections	4,043.40
Current taxes—1956 collections..	139,748.86
Emergency borrowings

TOTAL RECEIPTS AND REVENUES REALIZED	\$200,717.15
---	---------------------

CAPITAL OUTLAY—1956

Beaches and boardwalks
Buildings and equipment
Parks and playgrounds
Sewers	\$232,065.01
Streets, roads and bridges
Water supply
Other

Tax rate	\$7.40
Local school tax rate	4.45
County tax rate	1.05
Local purpose tax rate	1.90

TAXES

Local school tax ..	\$87,038.06	
County taxes	20,477.28	
Special district taxes	
Local purpose levy	37,000.00	\$107,515.34
Total tax levy (tax duplicate) ..	\$144,515.34	

Per Capita Total Tax Levy	\$95.64
--	----------------

Current	
1956 taxes levied (total)	\$145,701.52
Collected in 1956	139,748.86
Per cent of levy collected in 1956 ..	95.91
Transferred to liens	12.95
Cancelled, abated or adjusted	141.92
Outstanding December 31, 1956 ..	\$5,797.79

All Prior Years Outstanding	
Balance January 1, 1956	\$4,043.40
Collected in 1956	4,043.40
Balance December 31, 1956

Tax Title Liens Outstanding	
Balance January 1, 1956	\$199.21
Redeemed by cash
Balance December 31, 1956	\$212.16

Property Acquired by Deed or Foreclosure	
Balance January 1, 1956	\$1,100.00
Sale for cash
Balance December 31, 1956	\$1,100.00

CAPITAL DEBT, DECEMBER 31, 1956

Gross Debt	
School debt	\$97,000.00
Self-liquidating debt	257,000.00
Other capital debt

TOTAL GROSS DEBT	\$354,000.00
Per Capita Gross Debt	\$234.28

Deductions for	
School debt	\$97,000.00
Self-liquidating debt
Other capital debt

TOTAL DEDUCTIONS	97,000.00
-------------------------------	------------------

NET DEBT	\$257,000.00
-----------------------	---------------------

Average Assessed Valuations	
Real Property 1954-1955-1956..	\$1,776,150.00
Per Cent of Net Debt	14.46

CURRENT FINANCES DECEMBER 31, 1956

Cash	\$46,328.33
Taxes receivable	5,797.79
Tax title liens	212.16
Foreclosed property	1,100.00
Other receivables	3,156.29
State road aid receivable	10,000.00
Emergencies and deferred charges ..	16.00

TOTAL ASSETS	\$66,610.57
---------------------------	--------------------

Cash liabilities	\$20,032.75
Reserves for receivables	10,266.24
Surplus revenue	36,311.58

TOTAL LIABILITIES AND SURPLUS	\$66,610.57
--	--------------------

WESTAMPTON TOWNSHIP—BURLINGTON COUNTY

Population Census, 1950—716 Land Area 11.01 sq. mi. Net Valuation Taxable \$515,620

EXPENDITURES AND RE-REQUIRED PAYMENTS FOR 1956	
General Government	
Administrative and executive	\$6,650.00
Assessment and collection of taxes	1,850.00
Finance Department
Protection to Persons & Property	
Fire	1,300.00
Police	2,450.00
Other
Streets and Roads	
Repairs and maintenance	5,624.44
Street lighting	750.00
Sanitation	
Street cleaning
Garbage and ash removal
Sewers	2,500.00
Health and Charities	
Health service	250.00
Welfare—public assistance	800.00
Hospitals (aid and maintenance)
Other
Recreation	
Beaches and boardwalks
Parks and playgrounds
Other
Educational (Exclusive of school districts) ..	
.....
Unclassified Purposes (Including contingent)	
.....	400.00
SUB-TOTAL—Municipal functions..	\$22,574.44
Per Capita—Municipal functions	\$31.53
Capital imp'ts and capital imp't fund	\$1,000.00
Debt Service	
Principal payments
Interest payments
Total
Per Capita Debt Service	
Deferred Charges and Statutory Expenditures	
Emergencies
Other deferred chgs. \$11,372.29
Total	11,372.29
TOTAL—Municipal expenditures ...	\$34,946.73
Required Payments for Local School, County, and Special District Taxes	78,194.60
TOTAL EXPENDITURES AND REQUIRED PAYMENTS	\$113,141.33
Reserve for uncollected taxes	\$9,750.00
GRAND TOTAL—Budget	\$122,891.33
RECEIPTS AND REVENUES REALIZED IN 1956 TO MEET EXPENDITURES AND REQUIRED PAYMENTS	
Surplus revenue appropriated ..	\$18,914.73
Miscellaneous revenues realized ..	31,790.80
State aid revenues realized	3,532.00
Delinquent taxes including	
liens—1956 collections	4,170.47
Current taxes—1956 collections ..	68,933.44
Emergency borrowings
TOTAL RECEIPTS AND REVENUES REALIZED	\$127,341.44
CAPITAL OUTLAY—1956	
Beaches and boardwalks
Buildings and equipment
Parks and playgrounds
Sewers
Streets, roads and bridges
Water supply
Other

Tax rate	\$15.18
Local school tax rate	12.32
County tax rate	2.86
Local purpose tax rate
TAXES	
Local school tax ...	\$63,539.42
County taxes	14,655.18
Special district taxes
Local purpose levy
Total tax levy (tax duplicate) ..	\$78,194.60
Per Capita Total Tax Levy	\$109.21
Current	
1956 taxes levied (total)	\$79,499.40
Collected in 1956	68,933.44
Per cent of levy collected in 1956 ...	86.70
Transferred to liens	330.17
Cancelled, abated or adjusted
Outstanding December 31, 1956 ..	\$10,235.79
All Prior Years Outstanding	
Balance January 1, 1956	\$3,858.68
Collected in 1956	3,691.92
Balance December 31, 1956	\$166.76
Tax Title Liens Outstanding	
Balance January 1, 1956	\$1,673.69
Redeemed by cash	478.55
Balance December 31, 1956	\$1,525.31
Property Acquired by Deed or Foreclosure	
Balance January 1, 1956	\$200.00
Sale for cash
Balance December 31, 1956	\$200.00
CAPITAL DEBT, DECEMBER 31, 1956	
Gross Debt	
School debt	\$218,918.00
Self-liquidating debt.
Other capital debt
TOTAL GROSS DEBT	\$218,918.00
Per Capita Gross Debt	\$305.75
Deductions for	
School debt	\$92,437.00
Self-liquidating debt.
Other capital debt
TOTAL DEDUCTIONS	92,437.00
NET DEBT	\$126,481.00
Average Assessed Valuations	
Real Property 1954-1955-1956 ..	\$391,978.00
Per Cent of Net Debt	32.26
CURRENT FINANCES DECEMBER 31, 1956	
Cash	\$53,889.05
Taxes receivable	10,402.55
Tax title liens	1,525.31
Foreclosed property	200.00
Other receivables	69.06
State road aid receivable	494.05
Emergencies and deferred charges ..	500.00
TOTAL ASSETS	\$67,080.02
Cash liabilities	\$42,669.51
Reserves for receivables	12,196.92
Surplus revenue	12,213.59
TOTAL LIABILITIES AND SURPLUS	\$67,080.02

WEST AMWELL TOWNSHIP—HUNTERDON COUNTY

Population Census, 1950—1,213 Land Area 21.9 sq. mi. Net Valuation Taxable \$1,738,393

EXPENDITURES AND REQUIRED PAYMENTS FOR 1956

General Government	
Administrative and executive	\$9,475.00
Assessment and collection of taxes	2,400.00
Finance Department
Protection to Persons & Property	
Fire	750.00
Police	950.00
Other
Streets and Roads	
Repairs and maintenance	25,400.00
Street lighting	150.00
Sanitation	
Street cleaning
Garbage and ash removal
Sewers
Health and Charities	
Health service	1,275.00
Welfare—public assistance	1,550.00
Hospitals (aid and maintenance)
Other
Recreation	
Benches and boardwalks
Parks and playgrounds
Other
Educational	
(Exclusive of school districts)
Unclassified Purposes	
(Including contingent)	200.00

SUB-TOTAL—Municipal functions.. \$42,150.00

Per Capita—Municipal functions	
Capital imp'ts and capital imp't fund	\$500.00
Debt Service	
Principal payments ..	\$4,000.00
Interest payments ..	160.00
Total	4,160.00
Per Capita Debt Service	
Deferred Charges and Statutory Expenditures	\$3.43
Emergencies
Other deferred chgs.	\$600.00
Total	600.00

TOTAL—Municipal expenditures ... \$47,410.00

Required Payments for Local School, County, and Special District Taxes 98,434.66

TOTAL EXPENDITURES AND REQUIRED PAYMENTS \$145,844.66

Reserve for uncollected taxes

GRAND TOTAL—Budget \$163,817.69

RECEIPTS AND REVENUES REALIZED IN 1956 TO MEET EXPENDITURES AND REQUIRED PAYMENTS

Surplus revenue appropriated ..	\$16,000.00
Miscellaneous revenues realized.	20,666.74
State aid revenues realized	8,183.00
Delinquent taxes including	
liens—1956 collections	8,534.17
Current taxes—1956 collections..	108,589.67
Emergency borrowings

TOTAL RECEIPTS AND REVENUES REALIZED \$161,973.58

CAPITAL OUTLAY—1956

Beaches and boardwalks
Buildings and equipment
Parks and playgrounds
Sewers
Streets, roads and bridges
Water supply
Other

Tax rate	\$6.74
Local school tax rate	4.13
County tax rate	1.53
Local purpose tax rate	1.08

TAXES

Local school tax ...	\$71,850.70	
County taxes	26,583.96	
Special district taxes	
Local purpose levy	\$98,434.66
		<u>18,575.03</u>
Total tax levy (tax duplicate) ..		\$117,009.69

Per Capita Total Tax Levy \$96.46

Current	
1956 taxes levied (total)	\$117,978.00
Collected in 1956	108,589.67
Per cent of levy collected in 1956 ...	92.04
Transferred to liens	411.14
Cancelled, abated or adjusted ..	175.24
Outstanding December 31, 1956 ..	<u>\$8,801.95</u>

All Prior Years Outstanding	
Balance January 1, 1956	\$8,518.58
Collected in 1956	8,393.30
Balance December 31, 1956	<u>\$41.60</u>

Tax Title Liens Outstanding	
Balance January 1, 1956	\$3,102.55
Redeemed by cash	140.87
Balance December 31, 1956	<u>\$3,464.12</u>

Property Acquired by Deed or Foreclosure	
Balance January 1, 1956
Sale for cash
Balance December 31, 1956	<u>.....</u>

CAPITAL DEBT, DECEMBER 31, 1956

Gross Debt	
School debt	\$143,418.00
Self-liquidating debt.
Other capital debt ..	4,000.00

TOTAL GROSS DEBT \$147,418.00

Per Capita Gross Debt \$121.53

Deductions for	
School debt	\$96,958.00
Self-liquidating debt.
Other capital debt

TOTAL DEDUCTIONS 96,958.00

NET DEBT \$50,460.00

Average Assessed Valuations	
Real Property 1954-1955-1956..	\$1,559,000.00
Per Cent of Net Debt	3.23

CURRENT FINANCES DECEMBER 31, 1956

Cash	\$72,977.62
Taxes receivable	8,843.55
Tax title liens	3,464.12
Foreclosed property
Other receivables
State road aid receivable	160.35
Emergencies and deferred charges ..	1,000.00

TOTAL ASSETS \$86,445.64

Cash liabilities	\$4,807.88
Reserves for receivables	12,307.67
Surplus revenue	69,330.09

TOTAL LIABILITIES AND SURPLUS \$86,445.64

WEST CALDWELL BOROUGH—ESSEX COUNTY

Population Census, 1950—4,666 Land Area 5.3 sq. mi. Net Valuation Taxable \$14,474,800

EXPENDITURES AND REQUIRED PAYMENTS FOR 1956

General Government	
Administrative and executive	\$54,154.96
Assessment and collection of taxes	17,203.87
Finance Department	1,009.26

Protection to Persons & Property	
Fire	18,084.37
Police	72,211.51
Other

Streets and Roads	
Repairs and maintenance	36,504.52
Street lighting	8,169.49

Sanitation	
Street cleaning
Garbage and ash removal
Sewers	26,414.59

Health and Charities	
Health service	6,148.82
Welfare—public assistance	644.47
Hospitals (aid and maintenance)
Other

Recreation	
Beaches and boardwalks
Parks and playgrounds	11,807.82
Other

Educational	
(Exclusive of school districts)	8,400.00

Unclassified Purposes	
(Including contingent)	78.15

SUB-TOTAL—Municipal functions..	\$260,831.83
--	---------------------

Per Capita—Municipal functions	\$55.90
---	----------------

Capital imp'ts and capital imp't fund	\$13,091.90
---------------------------------------	-------------

Debt Service	
Principal payments	\$5,037.18
Interest payments	2,896.08
Total	7,933.26

Per Capita Debt Service	\$1.70
--	---------------

Deferred Charges and Statutory Expenditures	
Emergencies	\$14,000.00
Other deferred chgs.	16,125.07
Total	30,125.07

TOTAL—Municipal expenditures . . .	\$311,982.06
---	---------------------

Required Payments for Local School, County, and Special District Taxes	633,933.33
---	-------------------

TOTAL EXPENDITURES AND REQUIRED PAYMENTS	\$945,915.39
---	---------------------

Reserve for uncollected taxes	\$43,264.01
---	-------------

GRAND TOTAL—Budget	\$989,179.40
-------------------------------------	---------------------

RECEIPTS AND REVENUES REALIZED IN 1956 TO MEET EXPENDITURES AND REQUIRED PAYMENTS	
Surplus revenue appropriated	\$92,000.00
Miscellaneous revenues realized	114,201.99
State aid revenues realized	8,968.00

Delinquent taxes including	
liens—1956 collections	21,926.65
Current taxes—1956 collections..	792,163.31
Emergency borrowings

TOTAL RECEIPTS AND REVENUES REALIZED	\$1,020,250.95
---	-----------------------

CAPITAL OUTLAY—1956	
Beaches and boardwalks
Buildings and equipment	\$13,445.34
Parks and playgrounds
Sewers	38,798.40
Streets, roads and bridges	1,160.27
Water supply	5,384.57
Other	2,296.99

Tax rate	\$5.54
Local school tax rate	2.75
County tax rate	1.63
Local purpose tax rate	1.16

TAXES

Local school tax	\$398,257.33
County taxes	235,676.00
Special district taxes

Local purpose levy	\$633,933.33
	167,238.51

Total tax levy (tax duplicate) ..	\$801,171.84
--	---------------------

Per Capita Total Tax Levy	\$171.70
--	-----------------

Current

1956 taxes levied (total)	\$832,224.34
Collected in 1956	792,163.31
Per cent of levy collected in 1956	95.18
Transferred to liens	1,684.16
Cancelled, abated or adjusted	10,415.20
Outstanding December 31, 1956	\$27,961.67

All Prior Years Outstanding

Balance January 1, 1956	\$24,826.94
Collected in 1956	20,990.67
Balance December 31, 1956	\$3,114.85

Tax Title Liens Outstanding

Balance January 1, 1956	\$4,198.65
Redeemed by cash	935.98
Balance December 31, 1956	\$5,344.61

Property Acquired by Deed or Foreclosure

Balance January 1, 1956	\$44,901.00
Sale for cash	610.00
Balance December 31, 1956	\$44,551.00

CAPITAL DEBT, DECEMBER 31, 1956

Gross Debt	
School debt	\$872,581.00
Self-liquidating debt.	86,943.00
Other capital debt	514,653.00

TOTAL GROSS DEBT \$1,474,177.00

Per Capita Gross Debt \$315.94

Deductions for	
School debt	\$872,581.00
Self-liquidating debt.	44,361.00
Other capital debt	11,452.00

TOTAL DEDUCTIONS 928,394.00

NET DEBT \$545,783.00

Average Assessed Valuations

Real Property 1954-1955-1956..	\$11,513,300.00
Per Cent of Net Debt	4.74

CURRENT FINANCES DECEMBER 31, 1956

Cash	\$185,362.89
Taxes receivable	31,076.52
Tax title liens	5,344.61
Foreclosed property	44,551.00
Other receivables	1,599.98
State road aid receivable
Emergencies and deferred charges

TOTAL ASSETS \$267,935.00

Cash liabilities	\$33,632.21
Reserves for receivables	82,572.11
Surplus revenue	151,730.68

TOTAL LIABILITIES AND SURPLUS \$267,935.00

WEST CAPE MAY BOROUGH—CAPE MAY COUNTY

Population Census, 1950—897

Land Area 1.3 sq. mi.

Net Valuation Taxable \$608,836

EXPENDITURES AND REQUIRED PAYMENTS FOR 1956

General Government	
Administrative and executive	\$7,570.00
Assessment and collection of taxes	2,200.00
Finance Department
Protection to Persons & Property	
Fire	1,200.00
Police	2,150.00
Other
Streets and Roads	
Repairs and maintenance	5,293.33
Street lighting	2,200.00
Sanitation	
Street cleaning
Garbage and ash removal
Sewers
Health and Charities	
Health service	1,600.00
Welfare—public assistance	400.00
Hospitals (aid and maintenance)
Other	300.00
Recreation	
Beaches and boardwalks
Parks and playgrounds
Other
Educational	
(Exclusive of school districts)
Unclassified Purposes	
(Including contingent)	250.00
SUB-TOTAL—Municipal functions..	\$23,163.33

Per Capita—Municipal functions	\$25.82
Capital imp'ts and capital imp't fund	\$3,222.22
Debt Service	
Principal payments ..	\$3,000.00
Interest payments ..	1,530.00
Total	4,530.00
Per Capita Debt Service	\$5.05
Deferred Charges and Statutory Expenditures	
Emergencies
Other deferred chgs.	\$1,124.07
Total	1,124.07

TOTAL—Municipal expenditures ... **\$32,039.62**

Required Payments for Local School, County, and Special District Taxes **44,161.40**

TOTAL EXPENDITURES AND REQUIRED PAYMENTS **\$76,201.02**

Reserve for uncollected taxes **\$6,794.38**

GRAND TOTAL—Budget **\$82,995.40**

RECEIPTS AND REVENUES REALIZED IN 1956 TO MEET EXPENDITURES AND REQUIRED PAYMENTS

Surplus revenue appropriated ..	\$17,000.00
Miscellaneous revenues realized.	14,905.64
State aid revenues realized	5,684.00
Delinquent taxes including:	
Liens—1956 collections	5,987.14
Current taxes—1956 collections..	45,716.44
Emergency borrowings

TOTAL RECEIPTS AND REVENUES REALIZED **\$89,293.22**

CAPITAL OUTLAY—1956

Beaches and boardwalks
Buildings and equipment
Parks and playgrounds
Sewers
Streets, roads and bridges
Water supply
Other

Tax rate	\$8.41
Local school tax rate	5.45
County tax rate	1.81
Local purpose tax rate	1.15

TAXES

Local school tax ...	\$33,158.52
County taxes	11,002.88
Special district taxes
Local purpose levy	\$44,161.40
.....	7,000.00
Total tax levy (tax duplicate) ..	\$51,161.40

Per Capita Total Tax Levy **\$57.04**

Current

1956 taxes levied (total)	\$51,332.28
Collected in 1956	45,716.44
Per cent of levy collected in 1956 ..	89.05
Transferred to liens
Cancelled, abated or adjusted
Outstanding December 31, 1956 ..	\$5,615.84

All Prior Years Outstanding

Balance January 1, 1956	\$5,666.33
Collected in 1956	5,565.88
Balance December 31, 1956	\$73.05

Tax Title Liens Outstanding

Balance January 1, 1956	\$2,421.98
Redeemed by cash	421.26
Balance December 31, 1956	\$2,000.72

Property Acquired by Deed or Foreclosure

Balance January 1, 1956	\$8,907.25
Sale for cash	5,338.00
Balance December 31, 1956	\$5,369.25

CAPITAL DEBT, DECEMBER 31, 1956

Gross Debt	
School debt	\$287.00
Self-liquidating debt. ..	17,000.00
Other capital debt ..	33,000.00

TOTAL GROSS DEBT **\$50,287.00**

Per Capita Gross Debt **\$56.06**

Deductions for

School debt	\$287.00
Self-liquidating debt. ..	14,566.00
Other capital debt

TOTAL DEDUCTIONS **14,853.00**

NET DEBT **\$35,434.00**

Average Assessed Valuations

Real Property 1954-1955-1956..	\$561,469.00
Per Cent of Net Debt	6.31

CURRENT FINANCES DECEMBER 31, 1956

Cash	\$51,509.66
Taxes receivable	5,688.89
Tax title liens	2,000.72
Foreclosed property	5,369.25
Other receivables	1,795.57
State road aid receivable	4,000.00
Emergencies and deferred charges ..	107.34

TOTAL ASSETS **\$70,471.43**

Cash liabilities	\$33,414.76
Reserves for receivables	14,854.43
Surplus revenue	22,202.24

TOTAL LIABILITIES AND SURPLUS **\$70,471.43**

WEST DEPTFORD TOWNSHIP—GLOUCESTER COUNTY

Population Census, 1950—5,446 Land Area 15.94 sq. mi. Net Valuation Taxable \$10,131,510

EXPENDITURES AND REQUIRED PAYMENTS FOR 1956		Tax rate	\$6.80
General Government		Local school tax rate	4.30
Administrative and executive	\$28,805.00	County tax rate	1.43
Assessment and collection of taxes	12,500.00	Local purpose tax rate	1.07
Finance Department	4,640.00	TAXES	
Protection to Persons & Property		Local school tax ...	\$435,240.57
Fire	8,501.75	County taxes	145,341.07
Police	44,420.00	Special district taxes
Other	Local purpose levy	\$580,581.64
Streets and Roads		Total tax levy (tax duplicate) ..	\$688,153.74
Repairs and maintenance	49,408.34	Per Capita Total	
Street lighting	10,600.00	Tax Levy	\$126.36
Sanitation		Current	
Street cleaning	1956 taxes levied (total)	\$736,475.25
Garbage and ash removal	4,900.00	Collected in 1956	705,595.24
Sewers	Per cent of levy collected in 1956 ...	95.80
Health and Charities		Transferred to liens	3,706.00
Health service	1,300.00	Cancelled, abated or adjusted	139.32
Welfare—public assistance	6,010.00	Outstanding December 31, 1956 ..	\$27,034.69
Hospitals (aid and maintenance)	All Prior Years Outstanding	
Other	1,050.00	Balance January 1, 1956	\$18,886.92
Recreation		Collected in 1956	16,027.89
Beaches and boardwalks	Balance December 31, 1956	\$2,633.49
Parks and playgrounds	Tax Title Liens Outstanding	
Other	Balance January 1, 1956	\$87,945.92
Educational		Redeemed by cash	492.38
(Exclusive of school districts)	Balance December 31, 1956	\$71,276.41
Unclassified Purposes		Property Acquired by Deed or Foreclosure	
(Including contingent)	202.90	Balance January 1, 1956	\$9,723.96
SUB-TOTAL—Municipal functions..	\$172,337.99	Sale for cash	14,618.00
Per Capita—Municipal functions	\$31.64	Balance December 31, 1956	\$16,878.96
Capital imp'ts and capital imp't fund	\$36,600.00	CAPITAL DEBT, DECEMBER 31, 1956	
Debt Service		Gross Debt	
Principal payments ..	\$5,000.00	School debt	\$620,000.00
Interest payments ..	15,819.71	Self-liquidating debt.
Total	20,819.71	Other capital debt ..	504,000.00
Per Capita Debt Service		TOTAL GROSS DEBT	\$1,124,000.00
\$3.82		Per Capita Gross Debt	\$206.39
Deferred Charges and Statutory Expenditures		Deductions for	
Emergencies	School debt	\$531,504.00
Other deferred chgs. ..	\$7,959.74	Self-liquidating debt.
Total	7,959.74	Other capital debt ..	69,410.00
TOTAL—Municipal expenditures ...	\$237,717.44	TOTAL DEDUCTIONS	600,914.00
Required Payments for Local School, County, and Special District Taxes		NET DEBT	\$523,086.00
580,581.64		Average Assessed Valuations	
TOTAL EXPENDITURES AND REQUIRED PAYMENTS		Real Property 1954-1955-1956..	\$8,858,393.00
\$818,299.08		Per Cent of Net Debt	5.90
Reserve for uncollected taxes	\$35,457.52	CURRENT FINANCES DECEMBER 31, 1956	
GRAND TOTAL—Budget	\$853,756.60	Cash	\$360,818.16
RECEIPTS AND REVENUES REALIZED IN 1956 TO MEET EXPENDITURES AND REQUIRED PAYMENTS		Taxes receivable	29,668.18
Surplus revenue appropriated ..	\$50,000.00	Tax title liens	71,276.41
Miscellaneous revenues realized.	106,163.33	Foreclosed property	16,878.96
State aid revenues realized	11,708.66	Other receivables	563.06
Delinquent taxes including	State road aid receivable	12,839.37
liens—1956 collections	16,520.27	Emergencies and deferred charges ..	14,099.83
Current taxes—1956 collections..	705,595.24	TOTAL ASSETS	\$506,143.97
Emergency borrowings	Cash liabilities	\$225,088.58
TOTAL RECEIPTS AND REVENUES REALIZED	\$889,987.50	Reserves for receivables	118,386.61
CAPITAL OUTLAY—1956		Surplus revenue	162,668.78
Beaches and boardwalks	TOTAL LIABILITIES AND SURPLUS	\$506,143.97
Buildings and equipment	\$17,936.67		
Parks and playgrounds		
Sewers		
Streets, roads and bridges		
Water supply	8,746.27		
Other	24,897.09		

WESTFIELD TOWN—UNION COUNTY

Population Census, 1950—21,243

Land Area 6.4 sq. mi.

Net Valuation Taxable \$50,198,908

EXPENDITURES AND REQUIRED PAYMENTS FOR 1956

General Government	
Administrative and executive	\$111,635.88
Assessment and collection of taxes ..	30,564.93
Finance Department	7,700.00
Protection to Persons & Property	
Fire	196,388.32
Police	286,057.96
Other
Streets and Roads	
Repairs and maintenance	190,079.79
Street lighting	40,631.98
Sanitation	
Street cleaning
Garbage and ash removal
Sewers	29,716.57
Health and Charities	
Health service	22,750.00
Welfare—public assistance	11,925.00
Hospitals (aid and maintenance)
Other	1,400.00
Recreation	
Beaches and boardwalks
Parks and playgrounds	69,294.00
Other
Educational	
(Exclusive of school districts) ..	47,050.00
Unclassified Purposes	
(Including contingent)	1,523.82
SUB-TOTAL—Municipal functions..	\$1,046,718.25

Per Capita—Municipal functions	\$49.27
Capital imp'ts and capital imp't fund	\$134,300.00
Debt Service	
Principal payments .	\$106,863.26
Interest payments ..	23,839.31
Total	130,702.57
Per Capita Debt Service	\$6.15
Deferred Charges and Statutory Expenditures	
Emergencies
Other deferred chgs.	\$79,092.67
Total	79,092.67

TOTAL—Municipal expenditures ...	\$1,390,813.49
Required Payments for Local School, County, and Special District Taxes	
	2,554,527.79
TOTAL EXPENDITURES AND REQUIRED PAYMENTS	\$3,945,341.28
Reserve for uncollected taxes	\$431,994.51
GRAND TOTAL—Budget	\$4,377,335.79

RECEIPTS AND REVENUES REALIZED IN 1956 TO MEET EXPENDITURES AND REQUIRED PAYMENTS	
Surplus revenue appropriated ..	\$500,000.00
Miscellaneous revenues realized.	399,083.31
State aid revenues realized	17,262.00
Delinquent taxes including
Hens—1956 collections	57,686.27
Current taxes—1956 collections..	3,560,488.77
Emergency borrowings
TOTAL RECEIPTS AND REVENUES REALIZED	\$4,534,520.35

CAPITAL OUTLAY—1956	
Beaches and boardwalks
Buildings and equipment	\$36,286.84
Parks and playgrounds	4,404.63
Sewers	10,166.75
Streets, roads and bridges	191,257.04
Water supply
Other	2,385.27

Tax rate	\$7.00
Local school tax rate	4.16
County tax rate	0.93
Local purpose tax rate	2.00

TAXES

Local school tax ...	\$2,087,934.77
County taxes	466,593.02
Special district taxes
Local purpose levy	\$2,554,527.79
	<u>1,009,954.32</u>
Total tax levy (tax duplicate) ..	\$3,564,482.11

Per Capita Total Tax Levy	\$167.80
--	-----------------

Current	
1956 taxes levied (total)	\$3,626,412.62
Collected in 1956	3,560,488.77
Per cent of levy collected in 1956 ...	98.18
Transferred to liens	925.29
Cancelled, abated or adjusted	5,666.71
Outstanding December 31, 1956 ..	<u>\$59,331.85</u>

All Prior Years Outstanding	
Balance January 1, 1956	\$55,649.12
Collected in 1956	54,208.95
Balance December 31, 1956	<u>\$474.12</u>

Tax Title Liens Outstanding	
Balance January 1, 1956	\$11,955.19
Redeemed by cash	3,477.32
Balance December 31, 1956	<u>\$2,233.41</u>

Property Acquired by Deed or Foreclosure	
Balance January 1, 1956	\$158,950.00
Sale for cash	10,950.00
Balance December 31, 1956	<u>\$162,450.00</u>

CAPITAL DEBT, DECEMBER 31, 1956

Gross Debt	
School debt	\$4,163,000.00
Self-liquidating debt.
Other capital debt ..	699,230.00
TOTAL GROSS DEBT	\$4,862,230.00
Per Capita Gross Debt	\$228.89

Deductions for	
School debt	\$3,602,367.00
Self-liquidating debt.
Other capital debt ..	15,000.00
TOTAL DEDUCTIONS	3,617,367.00
NET DEBT	\$1,244,863.00

Average Assessed Valuations	
Real Property 1954-1955-1956..	\$45,029,587.00
Per Cent of Net Debt	2.76

CURRENT FINANCES DECEMBER 31, 1956	
Cash	\$807,883.44
Taxes receivable	59,805.97
Tax title liens	2,233.41
Foreclosed property	162,450.00
Other receivables
State road aid receivable
Emergencies and deferred charges
TOTAL ASSETS	\$1,032,372.82

Cash liabilities	\$80,932.03
Reserves for receivables	224,489.38
Surplus revenue	726,951.41
TOTAL LIABILITIES AND SURPLUS	\$1,032,372.82

WEST LONG BRANCH BOROUGH—MONMOUTH COUNTY

Population Census, 1950—2,739 Land Area 2.9 sq. mi. Net Valuation Taxable \$3,372,830

EXPENDITURES AND REQUIRED PAYMENTS FOR 1956	
General Government	
Administrative and executive	\$22,843.76
Assessment and collection of taxes	8,222.30
Finance Department	
Protection to Persons & Property	
Fire	10,524.42
Police	27,385.53
Other	
Streets and Roads	
Repairs and maintenance	21,285.19
Street lighting	5,990.39
Sanitation	
Street cleaning	
Garbage and ash removal	10,999.92
Sewers	
Health and Charities	
Health service	3,200.25
Welfare—public assistance	300.00
Hospitals (aid and maintenance)	
Other	
Recreation	
Beaches and boardwalks	
Parks and playgrounds	300.00
Other	
Educational (Exclusive of school districts) ..	
	2,426.09
Unclassified Purposes (Including contingent)	
	1,792.91
SUB-TOTAL—Municipal functions..	\$115,270.76
Per Capita—Municipal functions ...	
	\$42.08
Capital imp'ts and capital imp't fund	\$36,800.00
Debt Service	
Principal payments ..	\$11,243.00
Interest payments ..	2,234.58
Total	13,477.58
Per Capita Debt Service	
	\$4.92
Deferred Charges and Statutory Expenditures	
Emergencies	
Other deferred chgs.	\$3,009.78
Total	3,009.78
TOTAL—Municipal expenditures ...	\$168,558.12
Required Payments for Local School, County, and Special District Taxes	
	290,062.20
TOTAL EXPENDITURES AND REQUIRED PAYMENTS	\$458,620.32
Reserve for uncollected taxes	\$30,718.42
GRAND TOTAL—Budget	\$489,338.74
RECEIPTS AND REVENUES REALIZED IN 1956 TO MEET EXPENDITURES AND REQUIRED PAYMENTS	
Surplus revenue appropriated ..	\$50,300.00
Miscellaneous revenues realized ..	59,354.68
State aid revenues realized	11,620.00
Delinquent taxes including	
Liens—1956 collections	22,028.03
Current taxes—1956 collections ..	324,926.47
Emergency borrowings	
TOTAL RECEIPTS AND REVENUES REALIZED	\$468,229.18
CAPITAL OUTLAY—1956	
Beaches and boardwalks	
Buildings and equipment	
Parks and playgrounds	
Sewers	
Streets, roads and bridges	\$3,270.71
Water supply	
Other	

Tax rate	\$10.12
Local school tax rate	6.13
County tax rate	2.47
Local purpose tax rate	1.52
TAXES	
Local school tax ...	\$206,707.34
County taxes	83,354.86
Special district taxes	
Local purpose levy	\$290,062.20
	50,948.92
Total tax levy (tax duplicate) ..	\$341,011.12
Per Capita Total Tax Levy	\$124.50
Current	
1956 taxes levied (total)	\$342,650.91
Collected in 1956	324,926.47
Per cent of levy collected in 1956 ..	94.82
Transferred to liens	599.68
Cancelled, abated or adjusted	
Outstanding December 31, 1956 ..	\$17,124.76
All Prior Years Outstanding	
Balance January 1, 1956	\$22,882.05
Collected in 1956	20,700.10
Balance December 31, 1956	\$2,181.95
Tax Title Liens Outstanding	
Balance January 1, 1956	\$9,060.02
Redeemed by cash	1,327.93
Balance December 31, 1956	\$8,331.77
Property Acquired by Deed or Foreclosure	
Balance January 1, 1956	\$4,965.00
Sale for cash	5,318.00
Balance December 31, 1956	\$3,965.00
CAPITAL DEBT, DECEMBER 31, 1956	
Gross Debt	
School debt	\$154,000.00
Self-liquidating debt.	
Other capital debt ..	146,000.00
TOTAL GROSS DEBT	\$300,000.00
Per Capita Gross Debt	\$109.53
Deductions for	
School debt	\$154,000.00
Self-liquidating debt.	
Other capital debt ..	
TOTAL DEDUCTIONS	154,000.00
NET DEBT	\$146,000.00
Average Assessed Valuations	
Real Property 1954-1955-1956 ..	\$3,079,615.00
Per Cent of Net Debt	4.74
CURRENT FINANCES DECEMBER 31, 1956	
Cash	\$184,520.39
Taxes receivable	19,306.71
Tax title liens	8,331.77
Foreclosed property	3,965.00
Other receivables	58,632.77
State road aid receivable	26,744.81
Emergencies and deferred charges ..	27,000.00
TOTAL ASSETS	\$328,501.45
Cash liabilities	\$157,057.52
Reserves for receivables	90,236.25
Surplus revenue	81,207.68
TOTAL LIABILITIES AND SURPLUS	\$328,501.45

WEST MILFORD TOWNSHIP—PASSAIC COUNTY

Population Census, 1950—3,650

Land Area 78.5 sq. mi.

Net Valuation Taxable \$12,370,241

EXPENDITURES AND REQUIRED PAYMENTS FOR 1956	
General Government	
Administrative and executive	\$33,914.00
Assessment and collection of taxes	28,319.00
Finance Department	1,950.00
Protection to Persons & Property	
Fire	7,800.00
Police	39,702.00
Other
Streets and Roads	
Repairs and maintenance	147,190.00
Street lighting
Sanitation	
Street cleaning
Garbage and ash removal
Sewers
Health and Charities	
Health service	6,500.00
Welfare—public assistance	2,250.00
Hospitals (aid and maintenance).	400.00
Other
Recreation	
Beaches and boardwalks
Parks and playgrounds
Other
Educational	
(Exclusive of school districts)	1,600.00
Unclassified Purposes	
(Including contingent)	2,000.00
SUB-TOTAL—Municipal functions..	\$271,625.00
Per Capita—Municipal functions	\$74.42
Capital imp'ts and capital imp't fund	\$21,200.00
Debt Service	
Principal payments
Interest payments
Total
Per Capita Debt Service	
Deferred Charges and Statutory Expenditures	
Emergencies	\$1,500.00
Other deferred chgs.	14,987.51
Total	16,487.51
TOTAL—Municipal expenditures	\$309,312.51
Required Payments for Local School, County, and Special District Taxes	
	506,261.97
TOTAL EXPENDITURES AND REQUIRED PAYMENTS	\$815,574.48
Reserve for uncollected taxes	\$147,651.92
GRAND TOTAL—Budget	\$963,226.40
RECEIPTS AND REVENUES REALIZED IN 1956 TO MEET EXPENDITURES AND REQUIRED PAYMENTS	
Surplus revenue appropriated	\$110,000.00
Miscellaneous revenues realized.	67,033.80
State aid revenues realized	51,046.00
Delinquent taxes including	
Liens—1956 collections	88,191.31
Current taxes—1956 collections.. . . .	607,215.49
Emergency borrowings
TOTAL RECEIPTS AND REVENUES REALIZED	\$923,486.60
CAPITAL OUTLAY—1956	
Beaches and boardwalks
Buildings and equipment	72.60
Parks and playgrounds
Sewers
Streets, roads and bridges
Water supply
Other

Tax rate	\$5.67
Local school tax rate	2.45
County tax rate	1.64
Local purpose tax rate	1.58
TAXES	
Local school tax	\$302,778.89
County taxes	203,483.08
Special district taxes
Local purpose levy	\$506,261.97
	194,793.43
Total tax levy (tax duplicate) ..	\$701,055.40
Per Capita Total Tax Levy	\$192.07
Current	
1956 taxes levied (total)	\$706,087.25
Collected in 1956	607,215.49
Per cent of levy collected in 1956	85.99
Transferred to liens
Cancelled, abated or adjusted
Outstanding December 31, 1956	\$98,871.76
All Prior Years Outstanding	
Balance January 1, 1956	\$116,230.22
Collected in 1956	87,057.10
Balance December 31, 1956	\$29,173.12
Tax Title Liens Outstanding	
Balance January 1, 1956	\$15,336.87
Redeemed by cash	1,134.21
Balance December 31, 1956	\$14,202.66
Property Acquired by Deed or Foreclosure	
Balance January 1, 1956	\$1,600.00
Sale for cash
Balance December 31, 1956	\$1,600.00

CAPITAL DEBT, DECEMBER 31, 1956	
Gross Debt	
School debt
Self-liquidating debt.
Other capital debt	\$107,915.00
TOTAL GROSS DEBT	\$107,915.00
Per Capita Gross Debt	\$20.57
Deductions for	
School debt
Self-liquidating debt.
Other capital debt
TOTAL DEDUCTIONS
NET DEBT	\$107,915.00
Average Assessed Valuations	
Real Property 1954-1955-1956.. . . .	\$11,078,358.00
Per Cent of Net Debt	0.97

CURRENT FINANCES DECEMBER 31, 1956	
Cash	\$378,379.94
Taxes receivable	128,044.88
Tax title liens	14,202.66
Foreclosed property	1,600.00
Other receivables	447.60
State road aid receivable	97,968.14
Emergencies and deferred charges	5,125.00
TOTAL ASSETS	\$625,768.22
Cash liabilities	\$155,944.30
Reserves for receivables	144,295.14
Surplus revenue	325,528.78
TOTAL LIABILITIES AND SURPLUS	\$625,768.22

WEST NEW YORK TOWN—HUDSON COUNTY

Population Census, 1950—37,683 Land Area 0.9 sq. mi. Net Valuation Taxable \$49,652,492

EXPENDITURES AND REQUIRED PAYMENTS FOR 1956	
General Government	
Administrative and executive	\$277,733.29
Assessment and collection of taxes	57,800.00
Finance Department	9,360.00
Protection to Persons & Property	
Fire	456,727.33
Police	486,973.46
Other
Streets and Roads	
Repairs and maintenance	238,900.00
Street lighting	38,570.09
Sanitation	
Street cleaning
Garbage and ash removal	84,750.00
Sewers	81,329.91
Health and Charities	
Health service	64,900.00
Welfare—public assistance	83,440.00
Hospitals (aid and maintenance)
Other
Recreation	
Beaches and boardwalks
Parks and playgrounds	124,500.00
Other	45,253.25
Educational	
(Exclusive of school districts)	28,030.00
Unclassified Purposes	
(Including contingents)	19,880.00
SUB-TOTAL—Municipal functions..	\$2,098,147.33

Tax rate	\$9.87
Local school tax rate	3.12
County tax rate	1.74
Local purpose tax rate	5.01

TAXES	
Local school tax	\$1,548,293.58
County taxes	865,833.39
Special district taxes
Local purpose levy	\$2,414,126.97
	2,487,531.61
Total tax levy (tax duplicate) ..	\$4,901,658.58

Per Capita Total Tax Levy \$130.08

Per Capita—Municipal functions	\$55.68
Capital imp'ts and capital imp't fund	\$74,000.00
Debt Service	
Principal payments	\$258,000.00
Interest payments	184,249.73
Total	*442,249.73
Per Capita Debt Service	\$11.74

Current	
1956 taxes levied (total)	\$4,904,446.54
Collected in 1956	4,622,279.24
Per cent of levy collected in 1956	94.24
Transferred to liens	9,988.34
Cancelled, abated or adjusted	58,215.21
Outstanding December 31, 1956	\$213,963.75

All Prior Years Outstanding	
Balance January 1, 1956	\$452,940.23
Collected in 1956	167,813.46
Balance December 31, 1956	\$259,850.08

Tax Title Liens Outstanding	
Balance January 1, 1956	\$3,208.49
Redeemed by cash
Balance December 31, 1956	\$33,220.95

Property Acquired by Deed or Foreclosure	
Balance January 1, 1956	\$29,100.00
Sale for cash	300.00
Balance December 31, 1956	\$28,250.00

CAPITAL DEBT, DECEMBER 31, 1956

Gross Debt	
School debt	\$807,000.00
Self-liquidating debt.
Other capital debt	5,290,500.00
Total	324,476.15
TOTAL—Municipal expenditures . . .	\$2,938,873.21

TOTAL GROSS DEBT	\$6,097,500.00
Per Capita Gross Debt	\$161.81

Required Payments for Local School, County, and Special District Taxes	2,309,901.97
TOTAL EXPENDITURES AND REQUIRED PAYMENTS	\$5,248,775.18
Reserve for uncollected taxes	\$345,887.40
GRAND TOTAL—Budget	\$5,594,662.58

Deductions for	
School debt	\$807,000.00
Self-liquidating debt.
Other capital debt	544,500.00
TOTAL DEDUCTIONS	1,351,500.00
NET DEBT	\$4,746,000.00

Average Assessed Valuations	
Real Property 1954-1955-1956..	\$44,768,228.00
Per Cent of Net Debt	10.60

CURRENT FINANCES DECEMBER 31, 1956

RECEIPTS AND REVENUES REALIZED IN 1956 TO MEET EXPENDITURES AND REQUIRED PAYMENTS	
Surplus revenue appropriated	\$100,000.00
Miscellaneous revenues realized.	420,918.73
State aid revenues realized	56,440.88
Delinquent taxes including	
liens—1956 collections	167,813.46
Current taxes—1956 collections..	4,622,279.24
Emergency borrowings
TOTAL RECEIPTS AND REVENUES REALIZED	\$5,367,452.31

Cash	\$286,421.96
Taxes receivable	473,813.83
Tax title liens	33,220.95
Foreclosed property	28,250.00
Other receivables	1,834.48
State road aid receivable	32,432.90
Emergencies and deferred charges	65,800.00
TOTAL ASSETS	\$921,774.12
Cash liabilities	\$165,982.92
Reserves for receivables	537,119.26
Surplus revenue	218,671.94
TOTAL LIABILITIES AND SURPLUS	\$921,774.12

CAPITAL OUTLAY—1956

Beaches and boardwalks
Buildings and equipment	\$41,577.84
Parks and playgrounds	53,828.73
Sewers	340.00
Streets, roads and bridges
Water supply
Other	359,885.66

* Includes \$104,225.00 Chapter VI School Debt Service.

WEST ORANGE TOWN—ESSEX COUNTY

Population Census, 1950—28,605

Land Area 12.1 sq. mi.

Net Valuation Taxable \$80,200,307

EXPENDITURES AND REQUIRED PAYMENTS FOR 1956

General Government	
Administrative and executive	\$194,533.64
Assessment and collection of taxes	90,441.18
Finance Department
Protection to Persons & Property	
Fire	391,200.00
Police	412,644.48
Other
Streets and Roads	
Repairs and maintenance	253,282.00
Street lighting	45,500.00
Sanitation	
Street cleaning	10,001.52
Garbage and ash removal	88,885.00
Sewers	56,503.98
Health and Charities	
Health service	51,946.70
Welfare—public assistance	39,890.00
Hospitals (aid and maintenance)
Other	5,357.05
Recreation	
Beaches and boardwalks
Parks and playgrounds	88,500.00
Other	9,000.00
Educational	
(Exclusive of school districts) ..	56,257.00
Unclassified Purposes	
(Including contingent)	46,302.00
SUB-TOTAL—Municipal functions..	\$1,840,244.55

Per Capita—Municipal functions	
.....	\$64.33
Capital imp'ts and capital imp't fund	\$52,500.00
Debt Service	
Principal payments ..	\$225,000.00
Interest payments ..	43,000.00
Total	268,000.00
Per Capita Debt Service	
.....	\$9.37
Deferred Charges and Statutory Expenditures	
Emergencies	\$7,500.00
Other deferred chgs.	165,000.00
Total	172,500.00

TOTAL—Municipal expenditures ...	\$2,333,244.55
---	-----------------------

Required Payments for Local School, County, and Special District Taxes	3,517,714.62
---	---------------------

TOTAL EXPENDITURES AND REQUIRED PAYMENTS	\$5,850,959.17
---	-----------------------

Reserve for uncollected taxes	\$240,199.90
-------------------------------------	--------------

GRAND TOTAL—Budget	\$6,091,159.07
---------------------------------	-----------------------

RECEIPTS AND REVENUES REALIZED IN 1956 TO MEET EXPENDITURES AND REQUIRED PAYMENTS

Surplus revenue appropriated ..	\$605,000.00
Miscellaneous revenues realized.	795,228.50
State aid revenues realized	16,610.00
Delinquent taxes including	
Hens—1956 collections	129,324.54
Current taxes—1956 collections..	4,669,647.45
Emergency borrowings
TOTAL RECEIPTS AND REVENUES REALIZED	\$6,215,810.49

CAPITAL OUTLAY—1956

Beaches and boardwalks
Buildings and equipment	\$281,987.59
Parks and playgrounds
Sewers
Streets, roads and bridges	216,949.93
Water supply
Other	63,975.59

Tax rate	\$5.97
Local school tax rate	2.80
County tax rate	1.59
Local purpose tax rate	1.58

TAXES

Local school tax	\$2,238,828.13
County taxes	1,278,886.49
Special district taxes
Local purpose levy	\$3,517,714.62
.....	1,265,582.97
Total tax levy (tax duplicate) ..	\$4,783,297.59
Per Capita Total Tax Levy	\$167.22

Current

1956 taxes levied (total)	\$4,847,854.50
Collected in 1956	4,669,647.45
Per cent of levy collected in 1956 ..	96.32
Transferred to Hens	4,877.49
Cancelled, abated or adjusted	22,900.92
Outstanding December 31, 1956 ..	\$150,428.64

All Prior Years Outstanding

Balance January 1, 1956	\$137,599.18
Collected in 1956	115,043.27
Balance December 31, 1956	\$18,822.63

Tax Title Liens Outstanding

Balance January 1, 1956	\$56,190.33
Redeemed by cash	14,281.27
Balance December 31, 1956	\$47,638.34

Property Acquired by Deed or Foreclosure

Balance January 1, 1956	\$370,994.60
Sale for cash	179,478.30
Balance December 31, 1956	\$319,959.60

CAPITAL DEBT, DECEMBER 31, 1956

Gross Debt	
School debt	\$6,760,000.00
Self-liquidating debt ..	115,043.27
Other capital debt ..	1,630,900.00

TOTAL GROSS DEBT	\$8,390,900.00
Per Capita Gross Debt	\$293.34

Deductions for

School debt	\$5,097,989.00
Self-liquidating debt
Other capital debt

TOTAL DEDUCTIONS	5,097,989.00
-------------------------------	---------------------

NET DEBT	\$3,292,911.00
-----------------------	-----------------------

Average Assessed Valuations

Real Property 1954-1955-1956..	\$63,724,857.00
Per Cent of Net Debt	5.16

CURRENT FINANCES DECEMBER 31, 1956

Cash	\$482,779.69
Taxes receivable	169,251.27
Tax title liens	47,638.34
Foreclosed property	319,959.60
Other receivables	4,629.22
State road aid receivable	19,207.90
Emergencies and deferred charges ..	34,098.55
TOTAL ASSETS	\$1,077,564.57

Cash liabilities	\$138,246.20
Reserves for receivables	541,478.43
Surplus revenue	397,839.94

TOTAL LIABILITIES AND SURPLUS	\$1,077,564.57
--	-----------------------

WEST PATERSON BOROUGH—PASSAIC COUNTY

Population Census, 1950—3,931 Land Area 3.0 sq. mi. Net Valuation Taxable \$5,687,030

EXPENDITURES AND REQUIRED PAYMENTS FOR 1956		Tax rate	\$8.68
General Government		Local school tax rate	4.88
Administrative and executive	\$22,459.90	County tax rate	1.87
Assessment and collection of taxes	8,600.00	Local purpose tax rate	1.93
Finance Department	1,300.00		
Protection to Persons & Property		TAXES	
Fire	21,650.00	Local school tax ...	\$277,695.98
Police	45,625.00	County taxes	106,574.24
Other	Special district taxes
Streets and Roads		Local purpose levy	\$384,270.22
Repairs and maintenance	20,260.00		108,897.09
Street lighting	5,100.00	Total tax levy (tax duplicate) ..	\$493,167.31
Sanitation		Per Capita Total	
Street cleaning	Tax Levy	\$125.46
Garbage and ash removal	10,000.00		
Sewers	15,673.04	Current	
Health and Charities		1956 taxes levied (total)	\$527,193.25
Health service	5,185.00	Collected in 1956	486,122.44
Welfare—public assistance	1,050.00	Per cent of levy collected in 1956 ...	92.20
Hospitals (aid and maintenance) ..	350.00	Transferred to liens
Other	Cancelled, abated or adjusted
Recreation		Outstanding December 31, 1956 ..	\$41,070.81
Beaches and boardwalks		
Parks and playgrounds	5,000.00	All Prior Years Outstanding	
Other	Balance January 1, 1956	\$42,294.76
Educational		Collected in 1956	25,480.20
(Exclusive of school districts)	Balance December 31, 1956	\$16,814.56
Unclassified Purposes		Tax Title Liens Outstanding	
(Including contingent)	1,500.00	Balance January 1, 1956	\$9,345.05
SUB-TOTAL—Municipal functions..	\$163,752.94	Redeemed by cash
		Balance December 31, 1956	\$9,345.05
Per Capita—Municipal functions		\$41.66	
Capital imp'ts and capital imp't fund	\$18,800.00	Property Acquired by Deed or Foreclosure	
Debt Service		Balance January 1, 1956	\$27,269.00
Principal payments ..	\$17,741.48	Sale for cash	3,755.38
Interest payments ..	4,795.00	Balance December 31, 1956	\$23,513.62
Total	22,536.48		
Per Capita Debt Service		\$5.73	
Deferred Charges and Statutory Expenditures			
Emergencies	CAPITAL DEBT, DECEMBER 31, 1956	
Other deferred chgs. ..	\$9,577.56	Gross Debt	
Total	9,577.56	School debt	\$1,206,373.00
TOTAL—Municipal expenditures ...	\$214,666.98	Self-liquidating debt. ..	22,523.00
		Other capital debt ..	287,570.00
Required Payments for Local School, County, and Special District Taxes		384,270.22	TOTAL GROSS DEBT
TOTAL EXPENDITURES AND REQUIRED PAYMENTS		\$598,937.20	\$1,516,466.00
Reserve for uncollected taxes	\$68,717.11	Per Capita Gross Debt	\$385.77
GRAND TOTAL—Budget	\$667,654.31	Deductions for	
		School debt	\$588,198.00
RECEIPTS AND REVENUES REALIZED IN 1956 TO MEET EXPENDITURES AND REQUIRED PAYMENTS		Self-liquidating debt. ..	22,523.00
Surplus revenue appropriated ..	\$90,000.00	Other capital debt ..	6,175.00
Miscellaneous revenues realized. .	59,310.74	TOTAL DEDUCTIONS	616,896.00
State aid revenues realized	17,087.00	NET DEBT	\$899,570.00
Delinquent taxes including		Average Assessed Valuations	
Liens—1956 collections	25,480.20	Real Property 1954-1955-1956..	\$5,297,083.00
Current taxes—1956 collections..	486,122.44	Per Cent of Net Debt	16.98
Emergency borrowings		
TOTAL RECEIPTS AND REVENUES REALIZED	\$678,000.38	CURRENT FINANCES DECEMBER 31, 1956	
		Cash	\$179,296.25
CAPITAL OUTLAY—1956		Taxes receivable	57,885.37
Beaches and boardwalks	Tax title liens	9,345.05
Buildings and equipment	\$2,217.47	Foreclosed property	23,513.62
Parks and playgrounds	Other receivables	15,330.06
Sewers	State road aid receivable	17,087.00
Streets, roads and bridges	85,115.43	Emergencies and deferred charges
Water supply	TOTAL ASSETS	\$302,457.35
Other	Cash liabilities	\$46,398.74
		Reserves for receivables	106,074.10
		Surplus revenue	149,984.51
		TOTAL LIABILITIES AND SURPLUS	\$302,457.35

WESTVILLE BOROUGH—GLOUCESTER COUNTY

Population Census, 1950—4,731

Land Area 1.04 sq. mi.

Net Valuation Taxable \$3,468,591

EXPENDITURES AND RE- QUIRED PAYMENTS FOR 1956	
General Government	
Administrative and executive	\$21,728.00
Assessment and collection of taxes	8,613.41
Finance Department	
Protection to Persons & Property	
Fire	9,200.00
Police	38,163.55
Other	
Streets and Roads	
Repairs and maintenance	24,307.78
Street lighting	7,500.00
Sanitation	
Street cleaning	
Garbage and ash removal	7,436.66
Sewers	8,841.65
Health and Charities	
Health service	1,869.00
Welfare—public assistance	875.00
Hospitals (aid and maintenance)	
Other	600.00
Recreation	
Beaches and boardwalks	
Parks and playgrounds	2,725.00
Other	
Educational	
(Exclusive of school districts) ..	1,250.00
Unclassified Purposes	
(Including contingent)	525.00
SUB-TOTAL—Municipal functions..	\$133,635.05

Per Capita—Municipal functions	\$28.25
Capital imp'ts and capital imp't fund	\$16,000.00
Debt Service	
Principal payments .	\$11,000.00
Interest payments ..	11,240.00
Total	22,240.00
Per Capita Debt Service	
	\$4.70
Deferred Charges and Statutory Expenditures	
Emergencies	
Other deferred chgs.	\$8,593.95
Total	8,593.95

TOTAL—Municipal expenditures ...	\$180,469.00
Required Payments for Local School, County, and Special District Taxes	
	170,928.69
TOTAL EXPENDITURES AND REQUIRED PAYMENTS	\$351,397.69
Reserve for uncollected taxes	\$22,350.00
GRAND TOTAL—Budget	\$373,747.69

RECEIPTS AND REVENUES REALIZED IN 1956 TO MEET EXPENDITURES AND REQUIRED PAYMENTS	
Surplus revenue appropriated ..	\$26,583.00
Miscellaneous revenues realized.	61,997.86
State aid revenues realized	11,086.00
Delinquent taxes including	
liens—1956 collections	14,845.53
Current taxes—1956 collections..	256,646.41
Emergency borrowings	
TOTAL RECEIPTS AND REVENUES REALIZED	\$371,158.80

CAPITAL OUTLAY—1956

Beaches and boardwalks	
Buildings and equipment	\$16,011.67
Parks and playgrounds	
Sewers	
Streets, roads and bridges	
Water supply	6,098.00
Other	

Tax rate	\$7.84
Local school tax rate	3.88
County tax rate	1.04
Local purpose tax rate	2.92

TAXES

Local school tax ...	\$134,735.28
County taxes	36,193.41
Special district taxes	
Local purpose levy	\$170,928.69
	<u>102,700.00</u>
Total tax levy (tax duplicate) ..	\$273,628.69

Per Capita Total Tax Levy	\$57.84
--	----------------

Current	
1956 taxes levied (total)	\$274,400.62
Collected in 1956	256,646.41
Per cent of levy collected in 1956 ...	93.52
Transferred to liens	807.52
Cancelled, abated or adjusted ..	462.56
Outstanding December 31, 1956 ..	\$16,484.13

All Prior Years Outstanding	
Balance January 1, 1956	\$24,655.89
Collected in 1956	14,284.39
Balance December 31, 1956	\$9,670.09

Tax Title Liens Outstanding	
Balance January 1, 1956	\$5,925.32
Redeemed by cash	561.14
Balance December 31, 1956	\$6,526.43

Property Acquired by Deed or Foreclosure	
Balance January 1, 1956	\$24,425.00
Sale for cash	
Balance December 31, 1956	\$24,425.00

CAPITAL DEBT, DECEMBER 31, 1956

Gross Debt	
School debt	\$110,000.00
Self-liquidating debt.	128,000.00
Other capital debt ..	202,000.00

TOTAL GROSS DEBT	\$440,000.00
Per Capita Gross Debt	\$93.00

Deductions for	
School debt	\$110,000.00
Self-liquidating debt.	40,134.00
Other capital debt ..	

TOTAL DEDUCTIONS	150,134.00
NET DEBT	\$289,866.00

Average Assessed Valuations	
Real Property 1954-1955-1956..	\$3,274,421.00
Per Cent of Net Debt	8.85

CURRENT FINANCES DECEMBER 31, 1956

Cash	\$236,491.02
Taxes receivable	26,154.22
Tax title liens	6,526.43
Foreclosed property	24,425.00
Other receivables	919.22
State road aid receivable	6,000.00
Emergencies and deferred charges ..	500.00

TOTAL ASSETS	\$301,015.89
---------------------------	---------------------

Cash liabilities	\$83,103.84
Reserves for receivables	58,024.87
Surplus revenue	159,887.18

TOTAL LIABILITIES AND SURPLUS	\$301,015.89
--	---------------------

WEST WILDWOOD BOROUGH—CAPE MAY COUNTY

Population Census, 1950—237

Land Area 0.4 sq. mi.

Net Valuation Taxable \$671,646

EXPENDITURES AND REQUIRED PAYMENTS FOR 1956

General Government	
Administrative and executive	\$8,100.00
Assessment and collection of taxes	1,675.00
Finance Department	350.00
Protection to Persons & Property	
Fire	2,545.00
Police	4,070.00
Other
Streets and Roads	
Repairs and maintenance	5,340.00
Street lighting	2,125.00
Sanitation	
Street cleaning
Garbage and ash removal	4,592.00
Sewers	6,655.00
Health and Charities	
Health service	125.00
Welfare—public assistance	350.00
Hospitals (aid and maintenance)
Other	600.00
Recreation	
Beaches and boardwalks
Parks and playgrounds
Other
Educational	
(Exclusive of school districts)
Unclassified Purposes	
(Including contingent)
SUB-TOTAL—Municipal functions..	\$36,527.00

Per Capita—Municipal functions ...	
Capital imp'ts and capital imp't fund	\$3,950.00
Debt Service	
Principal payments .	\$8,000.00
Interest payments ..	3,606.25
Total	11,606.25
Per Capita Debt Service	
Deferred Charges and Statutory Expenditures
Emergencies	\$13,500.00
Other deferred chgs.	4,300.00
Total	17,800.00

TOTAL—Municipal expenditures ...	\$69,883.25
Required Payments for Local School, County, and Special District Taxes	
	21,130.63

TOTAL EXPENDITURES AND REQUIRED PAYMENTS	\$91,013.88
Reserve for uncollected taxes	\$10,616.75
GRAND TOTAL—Budget	\$101,630.63

RECEIPTS AND REVENUES REALIZED IN 1956 TO MEET EXPENDITURES AND REQUIRED PAYMENTS	
Surplus revenue appropriated ..	\$25,000.00
Miscellaneous revenues realized.	15,312.17
State aid revenues realized	3,551.00
Delinquent taxes including	
liens—1956 collections	6,291.76
Current taxes—1956 collections..	52,582.10
Emergency borrowings
TOTAL RECEIPTS AND REVENUES REALIZED	\$102,737.03

CAPITAL OUTLAY—1956	
Beaches and boardwalks
Buildings and equipment
Parks and playgrounds
Sewers	\$39,494.55
Streets, roads and bridges
Water supply
Other

Tax rate	\$8.64
Local school tax rate	1.90
County tax rate	1.24
Local purpose tax rate	5.50

TAXES

Local school tax ...	\$12,781.60	
County taxes	8,349.03	
Special district taxes	
Local purpose levy	\$21,130.63
		36,900.00
Total tax levy (tax duplicate) ..		\$58,030.63

Per Capita Total Tax Levy	\$244.85
--	-----------------

Current	
1956 taxes levied (total)	\$59,197.16
Collected in 1956	52,582.10
Per cent of levy collected in 1956 ...	88.82
Transferred to liens
Cancelled, abated or adjusted
Outstanding December 31, 1956 ..	\$6,615.06

All Prior Years Outstanding	
Balance January 1, 1956	\$6,555.47
Collected in 1956	6,291.76
Balance December 31, 1956	\$263.71

Tax Title Liens Outstanding	
Balance January 1, 1956	\$11,308.47
Redeemed by cash
Balance December 31, 1956	\$11,308.47

Property Acquired by Deed or Foreclosure	
Balance January 1, 1956	\$5,128.75
Sale for cash	2,665.00
Balance December 31, 1956	\$2,463.75

CAPITAL DEBT, DECEMBER 31, 1956

Gross Debt	
School debt
Self-liquidating debt.	\$3,000.00
Other capital debt ..	94,000.00
TOTAL GROSS DEBT	\$97,000.00
Per Capita Gross Debt	\$409.28

Deductions for	
School debt	\$3,000.00
Self-liquidating debt.
Other capital debt
TOTAL DEDUCTIONS	3,000.00
NET DEBT	\$94,000.00

Average Assessed Valuations	
Real Property 1954-1955-1956..	\$603,739.00
Per Cent of Net Debt	15.56

CURRENT FINANCES DECEMBER 31, 1956

Cash	\$65,977.65
Taxes receivable	6,878.77
Tax title liens	11,308.47
Foreclosed property	2,463.75
Other receivables	168.13
State road aid receivable	3,246.05
Emergencies and deferred charges ..	1,000.00
TOTAL ASSETS	\$91,042.82

Cash liabilities	\$12,353.13
Reserves for receivables	20,819.12
Surplus revenue	57,870.57
TOTAL LIABILITIES AND SURPLUS	\$91,042.82

WEST WINDSOR TOWNSHIP—MERCER COUNTY

Population Census, 1950—2,519

Land Area 26.84 sq. mi.

Net Valuation Taxable \$8,513,368

EXPENDITURES AND REQUIRED PAYMENTS FOR 1956

General Government	
Administrative and executive	\$21,950.00
Assessment and collection of taxes	6,250.00
Finance Department	2,750.00
Protection to Persons & Property	
Fire	3,500.00
Police	9,000.00
Other
Streets and Roads	
Repairs and maintenance	54,800.00
Street lighting	1,000.00
Sanitation	
Street cleaning
Garbage and ash removal
Sewers
Health and Charities	
Health service	4,000.00
Welfare—public assistance	5,800.00
Hospitals (aid and maintenance)	8,513.36
Other	2,500.00
Recreation	
Beaches and boardwalks
Parks and playgrounds	900.00
Other
Educational	
(Exclusive of school districts)
Unclassified Purposes	
(Including contingent)	800.00
SUB-TOTAL—Municipal functions..	\$121,763.36

Per Capita—Municipal functions	\$48.34
Capital imp'ts and capital imp't fund	\$16,000.00
Debt Service	
Principal payments
Interest payments
Total
Per Capita Debt Service	
Deferred Charges and Statutory Expenditures
Emergencies
Other deferred chgs.	\$800.00
Total	800.00

TOTAL—Municipal expenditures ..	\$138,563.00
Required Payments for Local School, County, and Special District Taxes	393,078.27

TOTAL EXPENDITURES AND REQUIRED PAYMENTS	\$531,641.63
Reserve for uncollected taxes	\$14,500.00
GRAND TOTAL—Budget	\$546,141.63

RECEIPTS AND REVENUES REALIZED IN 1956 TO MEET EXPENDITURES AND REQUIRED PAYMENTS

Surplus revenue appropriated ..	\$7,000.00
Miscellaneous revenues realized ..	84,946.96
State aid revenues realized	21,076.00
Delinquent taxes including
liens—1956 collections	6,634.68
Current taxes—1956 collections ..	432,399.62
Emergency borrowings
TOTAL RECEIPTS AND REVENUES REALIZED	\$552,057.26

CAPITAL OUTLAY—1956

Beaches and boardwalks
Buildings and equipment
Parks and playgrounds
Sewers
Streets, roads and bridges
Water supply
Other

Tax rate	\$5.16
Local school tax rate	3.23
County tax rate	1.39
Local purpose tax rate	0.54

TAXES

Local school tax ...	\$275,037.79	
County taxes	118,040.48	
Special district taxes	
Local purpose levy	\$393,078.27
		46,337.36
Total tax levy (tax duplicate) ..		\$439,415.63

Per Capita Total Tax Levy	\$174.44
--	-----------------

Current	
1956 taxes levied (total)	\$441,425.62
Collected in 1956	432,399.62
Per cent of levy collected in 1956 ...	97.95
Transferred to liens	67.60
Cancelled, abated or adjusted ..	753.72
Outstanding December 31, 1956 ..	\$8,204.68

All Prior Years Outstanding	
Balance January 1, 1956	\$8,796.61
Collected in 1956	6,393.99
Balance December 31, 1956	\$1,935.74

Tax Title Liens Outstanding	
Balance January 1, 1956	\$755.78
Redeemed by cash	240.69
Balance December 31, 1956	\$823.38

Property Acquired by Deed or Foreclosure	
Balance January 1, 1956
Sale for cash
Balance December 31, 1956

CAPITAL DEBT, DECEMBER 31, 1956

Gross Debt	
School debt	\$350,000.00
Self-liquidating debt
Other capital debt
TOTAL GROSS DEBT	\$350,000.00
Per Capita Gross Debt	\$138.94

Deductions for	
School debt	\$350,000.00
Self-liquidating debt
Other capital debt
TOTAL DEDUCTIONS	350,000.00
NET DEBT

Average Assessed Valuations	
Real Property 1954-1955-1956 ..	\$6,774,450.00
Per Cent of Net Debt

CURRENT FINANCES DECEMBER 31, 1956

Cash	\$205,212.25
Taxes receivable	10,140.42
Tax title liens	823.38
Foreclosed property
Other receivables	1,155.70
State road aid receivable	26,568.03
Emergencies and deferred charges ..	10,000.00
TOTAL ASSETS	\$253,899.78
Cash liabilities	\$35,521.65
Reserves for receivables	12,119.50
Surplus revenue	206,258.63
TOTAL LIABILITIES AND SURPLUS	\$253,899.78

WESTWOOD BOROUGH—BERGEN COUNTY

Population Census, 1950—6,766 Land Area 2.4 sq. mi. Net Valuation Taxable \$9,819,077

EXPENDITURES AND REQUIRED PAYMENTS FOR 1956

General Government	
Administrative and executive	\$45,252.10
Assessment and collection of taxes	19,075.00
Finance Department	1,050.00
Protection to Persons & Property	
Fire	34,131.25
Police	88,620.00
Other
Streets and Roads	
Repairs and maintenance	46,440.00
Street lighting	12,200.00
Sanitation	
Street cleaning
Garbage and ash removal	30,135.00
Sewers	31,207.00
Health and Charities	
Health service	13,611.75
Welfare—public assistance	4,600.00
Hospitals (aid and maintenance)
Other
Recreation	
Beaches and boardwalks
Parks and playgrounds	10,497.00
Other
Educational	
(Exclusive of school districts) ..	20,515.00
Unclassified Purposes	
(Including contingent)	2,900.00
SUB-TOTAL—Municipal functions..	\$360,234.10

Tax rate	\$8.81
Local school tax rate	5.46
County tax rate	1.06
Local purpose tax rate	2.29

TAXES

Local school tax ...	\$536,186.00	
County taxes	104,288.77	
Special district taxes	
Local purpose levy	\$640,474.77
		<u>227,894.27</u>
Total tax levy (tax duplicate) ..		\$868,369.04

Per Capita Total Tax Levy **\$128.34**

Current

1956 taxes levied (total)	\$883,430.04
Collected in 1956	855,964.67
Per cent of levy col- lected in 1956 ...	96.89
Transferred to liens	2,645.62
Cancelled, abated or adjusted	2,335.35
Outstanding December 31, 1956 ..	<u>\$22,484.40</u>

All Prior Years Outstanding

Balance January 1, 1956	\$29,809.96
Collected in 1956	21,378.57
Balance December 31, 1956	<u>\$8,332.57</u>

Tax Title Liens Outstanding

Balance January 1, 1956	\$45,985.25
Redeemed by cash	2,987.04
Balance December 31, 1956	<u>\$45,766.48</u>

Property Acquired by Deed or Foreclosure

Balance January 1, 1956	\$23,422.00
Sale for cash	6,160.00
Balance December 31, 1956	<u>\$20,922.00</u>

CAPITAL DEBT, DECEMBER 31, 1956

Gross Debt

School debt	\$2,206,078.00
Self-liquidating debt.
Other capital debt ..	344,166.00

TOTAL GROSS DEBT **\$2,550,244.00**

Per Capita Gross Debt **\$376.92**

Deductions for

School debt	\$733,008.00
Self-liquidating debt.
Other capital debt ..	13,866.00

TOTAL DEDUCTIONS **746,874.00**

NET DEBT **\$1,803,370.00**

Average Assessed Valuations

Real Property 1954-1955-1956..	\$9,162,602.00
Per Cent of Net Debt	19.68

CURRENT FINANCES DECEMBER 31, 1956

Cash	\$248,577.31
Taxes receivable	30,816.97
Tax title liens	45,766.48
Foreclosed property	20,922.00
Other receivables	3,544.25
State road aid receivable	8,494.00
Emergencies and deferred charges ..	4,400.00
TOTAL ASSETS	\$362,521.01
Cash Liabilities	\$63,830.76
Reserves for receivables	101,049.70
Surplus revenue	197,640.55
TOTAL LIABILITIES AND SURPLUS	\$362,521.01

CAPITAL OUTLAY—1956

Beaches and boardwalks
Buildings and equipment	\$10,831.72
Parks and playgrounds
Sewers
Streets, roads and bridges	31,974.63
Water supply
Other	45,571.33

WEYMOUTH TOWNSHIP—ATLANTIC COUNTY

Population Census, 1950—750

Land Area 12.12 sq. mi.

Net Valuation Taxable \$253,320

EXPENDITURES AND REQUIRED PAYMENTS FOR 1956

General Government	
Administrative and executive	\$6,345.00
Assessment and collection of taxes	8,725.00
Finance Department	400.00
Protection to Persons & Property	
Fire	1,400.00
Police	425.00
Other
Streets and Roads	
Repairs and maintenance	7,565.00
Street lighting	2,075.00
Sanitation	
Street cleaning
Garbage and ash removal
Sewers
Health and Charities	
Health service	530.00
Welfare—public assistance	200.00
Hospitals (aid and maintenance)
Other
Recreation	
Beaches and boardwalks
Parks and playgrounds
Other
Educational (Exclusive of school districts) ..	
.....
Unclassified Purposes (Including contingent)	
.....	100.00
SUB-TOTAL—Municipal functions..	\$27,765.00

Per Capita—Municipal functions	\$37.02
Capital imp'ts and capital imp't fund	\$2,777.77
Debt Service	
Principal payments
Interest payments ..	\$100.00
Total	100.00
Per Capita Debt Service	\$0.13
Deferred Charges and Statutory Expenditures	
Emergencies	\$1,500.00
Other deferred chgs.	1,775.00
Total	3,275.00
TOTAL—Municipal expenditures ...	\$33,917.77

Required Payments for Local School, County, and Special District Taxes	30,651.76
---	------------------

TOTAL EXPENDITURES AND REQUIRED PAYMENTS	\$64,569.53
Reserve for uncollected taxes	\$11,605.30
GRAND TOTAL—Budget	\$76,174.83

RECEIPTS AND REVENUES REALIZED IN 1956 TO MEET EXPENDITURES AND REQUIRED PAYMENTS	
Surplus revenue appropriated ..	\$14,000.00
Miscellaneous revenues realized ..	22,390.14
State aid revenues realized	6,163.00
Delinquent taxes including	
liens—1956 collections	6,663.05
Current taxes—1956 collections..	28,885.76
Emergency borrowings
TOTAL RECEIPTS AND REVENUES REALIZED	\$78,101.95

CAPITAL OUTLAY—1956

Beaches and boardwalks
Buildings and equipment
Parks and playgrounds
Sewers
Streets, roads and bridges
Water supply
Other

Tax rate	\$14.87
Local school tax rate	9.02
County tax rate	3.07
Local purpose tax rate	2.78

TAXES

Local school tax ...	\$22,856.23	
County taxes	7,795.53	
Special district taxes	
Local purpose levy	30,651.76	7,012.07
Total tax levy (tax duplicate) ..	\$37,663.83	

Per Capita Total Tax Levy	\$50.22
--	----------------

Current	
1956 taxes levied (total)	\$37,663.83
Collected in 1956	28,885.76
Per cent of levy collected in 1956 ..	76.69
Transferred to liens
Cancelled, abated or adjusted
Outstanding December 31, 1956 ..	\$8,778.07

All Prior Years Outstanding	
Balance January 1, 1956	\$6,315.83
Collected in 1956	5,520.00
Balance December 31, 1956	\$795.83

Tax Title Liens Outstanding	
Balance January 1, 1956	\$14,575.58
Redeemed by cash	1,143.05
Balance December 31, 1956	\$13,432.53

Property Acquired by Deed or Foreclosure	
Balance January 1, 1956	\$2,950.00
Sale for cash	10,920.00
Balance December 31, 1956	\$2,950.00

CAPITAL DEBT, DECEMBER 31, 1956

Gross Debt	
School debt
Self-liquidating debt.
Other capital debt ..	\$4,100.00
TOTAL GROSS DEBT	\$4,100.00

Per Capita Gross Debt	\$5.47
------------------------------------	---------------

Deductions for	
School debt
Self-liquidating debt.
Other capital debt
TOTAL DEDUCTIONS

NET DEBT	\$4,100.00
-----------------------	-------------------

Average Assessed Valuations	
Real Property 1954-1955-1956..	\$204,866.00
Per Cent of Net Debt	2.00

CURRENT FINANCES DECEMBER 31, 1956

Cash	\$41,390.61
Taxes receivable	9,573.90
Tax title liens	13,432.53
Foreclosed property	2,950.00
Other receivables	89.37
State road aid receivable	2,500.00
Emergencies and deferred charges ..	4,100.00
TOTAL ASSETS	\$74,036.41

Cash liabilities	\$5,812.32
Reserves for receivables	26,045.80
Surplus revenue	42,178.29
TOTAL LIABILITIES AND SURPLUS	\$74,036.41

WHARTON BOROUGH—MORRIS COUNTY

Population Census, 1950—3,853

Land Area 2.0 sq. mi.

Net Valuation Taxable \$2,706,369

EXPENDITURES AND REQUIRED PAYMENTS FOR 1956

General Government	
Administrative and executive	\$15,790.00
Assessment and collection of taxes	5,140.00
Finance Department	1,225.00
Protection to Persons & Property	
Fire	7,500.00
Police	25,744.59
Other
Streets and Roads	
Repairs and maintenance	26,052.00
Street lighting	5,950.00
Sanitation	
Street cleaning
Garbage and ash removal	6,900.00
Sewers
Health and Charities	
Health service	4,890.00
Welfare—public assistance	785.00
Hospitals (aid and maintenance)	1,000.00
Other
Recreation	
Beaches and boardwalks
Parks and playgrounds	2,990.00
Other
Educational	
(Exclusive of school districts) ..	950.00
Unclassified Purposes	
(Including contingent)	1,955.00
SUB-TOTAL—Municipal functions..	\$106,871.59

Per Capita—Municipal functions	\$27.74
Capital imp'ts and capital imp't fund	\$35,000.00
Debt Service	
Principal payments ..	\$4,500.00
Interest payments ..	1,100.00
Total	5,600.00
Per Capita Debt Service	
.....	\$1.45
Deferred Charges and Statutory Expenditures	
Emergencies	\$1,875.00
Other deferred chgs.	4,788.43
Total	6,663.43

TOTAL—Municipal expenditures ...	\$154,135.02
Required Payments for Local School, County, and Special District Taxes	
.....	201,295.12

TOTAL EXPENDITURES AND REQUIRED PAYMENTS	\$355,430.14
Reserve for uncollected taxes	\$29,069.68
GRAND TOTAL—Budget	\$384,499.82

RECEIPTS AND REVENUES REALIZED IN 1956 TO MEET EXPENDITURES AND REQUIRED PAYMENTS

Surplus revenue appropriated ..	\$35,875.00
Miscellaneous revenues realized ..	27,641.54
State aid revenues realized	3,140.00
Delinquent taxes including	
liens—1956 collections	17,329.83
Current taxes—1956 collections..	274,580.68
Emergency borrowings
TOTAL RECEIPTS AND REVENUES REALIZED	\$358,567.05

CAPITAL OUTLAY—1956

Beaches and boardwalks
Buildings and equipment	\$24,234.06
Parks and playgrounds
Sewers
Streets, roads and bridges
Water supply
Other

Tax rate	\$10.49
Local school tax rate	6.25
County tax rate	1.19
Local purpose tax rate	3.05

TAXES

Local school tax ...	\$169,162.46	
County taxes	32,132.66	
Special district taxes	
Local purpose levy	\$201,295.12
.....	82,698.11	
Total tax levy (tax duplicate)	\$283,993.23

Per Capita Total Tax Levy	\$73.71
--	----------------

Current

1956 taxes levied (total)	\$286,065.89
Collected in 1956	274,580.68
Per cent of levy collected in 1956 ...	95.98
Transferred to liens	227.15
Cancelled, abated or adjusted	550.06
Outstanding December 31, 1956 ..	\$10,708.00

All Prior Years Outstanding

Balance January 1, 1956	\$25,340.99
Collected in 1956	17,282.41
Balance December 31, 1956	\$4,781.31

Tax Title Liens Outstanding

Balance January 1, 1956	\$1,245.95
Redeemed by cash	47.42
Balance December 31, 1956	\$1,425.68

Property Acquired by Deed or Foreclosure

Balance January 1, 1956	\$5,335.00
Sale for cash	439.40
Balance December 31, 1956	\$5,140.00

CAPITAL DEBT, DECEMBER 31, 1956

Gross Debt	
School debt	\$428,753.00
Self-liquidating debt ..	33,000.00
Other capital debt ..	160,732.00
TOTAL GROSS DEBT	\$622,485.00
Per Capita Gross Debt	\$161.56

Deductions for

School debt	\$428,753.00
Self-liquidating debt ..	33,000.00
Other capital debt
TOTAL DEDUCTIONS	461,753.00
NET DEBT	\$160,732.00

Average Assessed Valuations

Real Property 1954-1955-1956..	\$2,401,208.00
Per Cent of Net Debt	6.69

CURRENT FINANCES DECEMBER 31, 1956

Cash	\$68,690.20
Taxes receivable	15,489.31
Tax title liens	1,425.68
Foreclosed property	5,140.00
Other receivables	519.50
State road aid receivable	8,640.00
Emergencies and deferred charges ..	32,766.59
TOTAL ASSETS	\$132,671.28
Cash liabilities	\$41,199.44
Reserves for receivables	22,574.49
Surplus revenue	68,897.35

TOTAL LIABILITIES AND SURPLUS

\$132,671.28

WHITE TOWNSHIP—WARREN COUNTY

Population Census, 1950—1,536

Land Area 28.2 sq. mi.

Net Valuation Taxable \$1,256,028

EXPENDITURES AND REQUIRED PAYMENTS FOR 1956

General Government	
Administrative and executive	\$5,320.59
Assessment and collection of taxes ..	1,750.00
Finance Department	350.00
Protection to Persons & Property	
Fire	600.00
Police	2,089.85
Other
Streets and Roads	
Repairs and maintenance	38,866.58
Street lighting	250.00
Sanitation	
Street cleaning
Garbage and ash removal
Sewers
Health and Charities	
Health service	1,035.00
Welfare—public assistance
Hospitals (aid and maintenance) ..	500.00
Other
Recreation	
Beaches and boardwalks
Parks and playgrounds
Other
Educational	
(Exclusive of school districts)
Unclassified Purposes	
(Including contingent)
SUB-TOTAL—Municipal functions..	\$50,762.02

Per Capita—Municipal functions	\$33.05
Capital imp'ts and capital imp't fund	\$555.55
Debt Service	
Principal payments
Interest payments
Total
Per Capita Debt Service	
Deferred Charges and Statutory Expenditures
Emergencies
Other deferred chgs.	\$4,205.66
Total	4,205.66

TOTAL—Municipal expenditures ...	\$55,523.23
Required Payments for Local School, County, and Special District Taxes	81,524.88
TOTAL EXPENDITURES AND REQUIRED PAYMENTS	\$137,048.11
Reserve for uncollected taxes	\$8,409.99
GRAND TOTAL—Budget	\$145,458.10

RECEIPTS AND REVENUES REALIZED IN 1956 TO MEET EXPENDITURES AND REQUIRED PAYMENTS

Surplus revenue appropriated ..	\$13,500.00
Miscellaneous revenues realized.	21,633.24
State aid revenues realized	6,022.00
Delinquent taxes including
liens—1956 collections	7,856.27
Current taxes—1956 collections..	83,918.12
Emergency borrowings
TOTAL RECEIPTS AND REVENUES REALIZED	\$132,929.63

CAPITAL OUTLAY—1956

Beaches and boardwalks
Buildings and equipment
Parks and playgrounds
Sewers
Streets, roads and bridges
Water supply
Other

Tax rate	\$7.55
Local school tax rate	4.27
County tax rate	2.22
Local purpose tax rate	1.06

TAXES

Local school tax ...	\$53,679.82	
County taxes	27,845.06	
Special district taxes	
Local purpose levy	\$81,524.88
Total tax levy (tax duplicate)	\$94,800.19
Per Capita Total Tax Levy	\$61.72	

Current

1956 taxes levied (total)	\$96,394.95
Collected in 1956	83,918.12
Per cent of levy collected in 1956 ...	87.05
Transferred to liens
Cancelled, abated or adjusted ...	510.14
Outstanding December 31, 1956 ..	\$11,966.69

All Prior Years Outstanding

Balance January 1, 1956	\$8,827.13
Collected in 1956	7,856.27
Balance December 31, 1956	\$754.38

Tax Title Liens Outstanding

Balance January 1, 1956	\$172.65
Redeemed by cash
Balance December 31, 1956	\$172.65

Property Acquired by Deed or Foreclosure

Balance January 1, 1956
Sale for cash
Balance December 31, 1956

CAPITAL DEBT, DECEMBER 31, 1956

Gross Debt	
School debt	\$159,000.00
Self-liquidating debt.
Other capital debt
TOTAL GROSS DEBT	\$159,000.00
Per Capita Gross Debt	\$103.52

Deductions for

School debt	\$66,535.00
Self-liquidating debt.
Other capital debt
TOTAL DEDUCTIONS	66,535.00
NET DEBT	\$92,465.00

Average Assessed Valuations

Real Property 1954-1955-1956..	\$1,108,912.00
Per Cent of Net Debt	8.34

CURRENT FINANCES DECEMBER 31, 1956

Cash	\$29,771.47
Taxes receivable	12,721.07
Tax title liens	172.65
Foreclosed property
Other receivables
State road aid receivable
Emergencies and deferred charges ..	6,785.91
TOTAL ASSETS	\$49,451.10

Cash liabilities	\$7,530.23
Reserves for receivables	12,893.72
Surplus revenue	29,027.15
TOTAL LIABILITIES AND SURPLUS	\$49,451.10

WILDWOOD CITY—CAPE MAY COUNTY

Population Census, 1950—5,475 Land Area 1.2 sq. mi. Net Valuation Taxable \$13,225,702

EXPENDITURES AND REQUIRED PAYMENTS FOR 1956	
General Government	
Administrative and executive	\$231,803.74
Assessment and collection of taxes	15,900.00
Finance Department
Protection to Persons & Property	
Fire	70,082.51
Police	207,100.86
Other
Streets and Roads	
Repairs and maintenance	55,500.00
Street lighting	36,000.00
Sanitation	
Street cleaning	27,700.00
Garbage and ash removal	50,300.00
Sewers	82,300.00
Health and Charities	
Health service	9,000.00
Welfare—public assistance	4,900.00
Hospitals (aid and maintenance)
Other	5,226.36
Recreation	
Beaches and boardwalks	74,968.28
Parks and playgrounds	42,418.25
Other	16,000.00
Educational	
(Exclusive of school districts)
Unclassified Purposes	
(Including contingent)	3,000.00
SUB-TOTAL—Municipal functions..	\$932,200.00
Per Capita—Municipal functions	\$170.26
Capital imp'ts and capital imp't fund	\$44,300.00
Debt Service	
Principal payments ..	\$126,100.00
Interest payments ..	87,530.25
Total	*213,630.25
Per Capita Debt Service	\$39.02
Deferred Charges and Statutory Expenditures	
Emergencies	\$9,415.00
Other deferred chgs.	42,636.00
Total	52,051.00
TOTAL—Municipal expenditures ...	\$1,242,181.25
Required Payments for Local School, County, and Special District Taxes	
	413,393.46
TOTAL EXPENDITURES AND REQUIRED PAYMENTS	\$1,655,574.71
Reserve for uncollected taxes	\$81,998.50
GRAND TOTAL—Budget	\$1,737,573.21
RECEIPTS AND REVENUES REALIZED IN 1956 TO MEET EXPENDITURES AND REQUIRED PAYMENTS	
Surplus revenue appropriated ..	\$87,048.38
Miscellaneous revenues realized.	407,743.64
State aid revenues realized	30,984.00
Delinquent taxes including	
liens—1956 collections	62,677.09
Current taxes—1956 collections..	1,086,708.27
Emergency borrowings
TOTAL RECEIPTS AND REVENUES REALIZED	\$1,675,161.38
CAPITAL OUTLAY—1956	
Beaches and boardwalks
Buildings and equipment	\$71,534.85
Parks and playgrounds
Sewers	22,152.58
Streets, roads and bridges	3,021.20
Water supply	12,579.22
Other

Tax rate	\$8.80
Local school tax rate	1.75
County tax rate	1.59
Local purpose tax rate	5.46
TAXES	
Local school tax ...	\$232,045.00
County taxes	210,393.46
Special district taxes
Local purpose levy	\$442,438.46
	726,337.87
Total tax levy (tax duplicate) ..	\$1,168,776.33
Per Capita Total Tax Levy	\$213.48
Current	
1956 taxes levied (total)	\$1,178,562.91
Collected in 1956	1,086,708.27
Per cent of levy collected in 1956 ...	92.20
Transferred to liens	31.68
Cancelled, abated or adjusted	11,249.13
Outstanding December 31, 1956 ..	\$80,573.83
All Prior Years Outstanding	
Balance January 1, 1956	\$65,342.19
Collected in 1956	62,480.52
Balance December 31, 1956	\$1,373.08
Tax Title Liens Outstanding	
Balance January 1, 1956	\$106.29
Redeemed by cash	196.57
Balance December 31, 1956	\$137.97
Property Acquired by Deed or Foreclosure	
Balance January 1, 1956	\$97,410.00
Sale for cash	5,110.00
Balance December 31, 1956	\$95,745.00
CAPITAL DEBT, DECEMBER 31, 1956	
Gross Debt	
School debt	\$300,000.00
Self-liquidating debt.	607,000.00
Other capital debt ..	1,554,325.00
TOTAL GROSS DEBT	\$2,461,325.00
Per Capita Gross Debt	\$449.56
Deductions for	
School debt	\$300,000.00
Self-liquidating debt.	607,000.00
Other capital debt
TOTAL DEDUCTIONS	907,000.00
NET DEBT	\$1,554,325.00
Average Assessed Valuations	
Real Property 1954-1955-1956..	\$11,627,562.00
Per Cent of Net Debt	13.36
CURRENT FINANCES DECEMBER 31, 1956	
Cash	\$250,690.35
Taxes receivable	81,946.91
Tax title liens	137.97
Foreclosed property	95,745.00
Other receivables
State road aid receivable	42,381.88
Emergencies and deferred charges ..	3,300.00
TOTAL ASSETS	\$474,202.11
Cash liabilities	\$268,915.87
Reserves for receivables	177,829.88
Surplus revenue	27,456.36
TOTAL LIABILITIES AND SURPLUS	\$474,202.11

* Includes \$29,045.00 Chapter VI School Debt Service.

WILDWOOD CREST BOROUGH—CAPE MAY COUNTY

Population Census, 1950—1,772 Land Area 0.7 sq. mi. Net Valuation Taxable \$5,362,846

EXPENDITURES AND REQUIRED PAYMENTS FOR 1956	
General Government	
Administrative and executive	\$42,769.62
Assessment and collection of taxes	19,775.16
Finance Department
Protection to Persons & Property	
Fire	10,112.66
Police	60,450.18
Other
Streets and Roads	
Repairs and maintenance	48,616.22
Street lighting	13,450.00
Sanitation	
Street cleaning
Garbage and ash removal	27,703.00
Sewers	14,264.31
Health and Charities	
Health service	578.52
Welfare—public assistance	200.00
Hospitals (aid and maintenance)
Other	8,227.04
Recreation	
Beaches and boardwalks
Parks and playgrounds	2,919.97
Other	16,602.49
Educational	
(Exclusive of school districts)
Unclassified Purposes	
(Including contingent)	200.00
SUB-TOTAL—Municipal functions..	\$265,869.17
Per Capita—Municipal functions	\$150.04
Capital imp'ts and capital imp't fund	\$53,008.22
Debt Service	
Principal payments ..	\$23,500.00
Interest payments ..	11,484.60
Total	34,984.60
Per Capita Debt Service	\$19.74
Deferred Charges and Statutory Expenditures	
Emergencies
Other deferred chgs. ..	\$8,679.53
Total	8,679.53
TOTAL—Municipal expenditures ...	\$362,541.52
Required Payments for Local School, County, and Special District Taxes	
.....	213,245.58
TOTAL EXPENDITURES AND REQUIRED PAYMENTS	\$575,787.10
Reserve for uncollected taxes	\$35,031.31
GRAND TOTAL—Budget	\$610,818.41
RECEIPTS AND REVENUES REALIZED IN 1956 TO MEET EXPENDITURES AND REQUIRED PAYMENTS	
Surplus revenue appropriated	\$90,000.00
Miscellaneous revenues realized ..	147,896.75
State aid revenues realized	15,084.00
Delinquent taxes including
liens—1956 collections	22,920.11
Current taxes—1956 collections..	427,952.73
Emergency borrowings
TOTAL RECEIPTS AND REVENUES REALIZED	\$703,853.59
CAPITAL OUTLAY—1956	
Beaches and boardwalks	\$27,321.39
Buildings and equipment
Parks and playgrounds
Sewers	87,945.22
Streets, roads and bridges
Water supply
Other

Tax rate	\$8.23
Local school tax rate	2.42
County tax rate	1.56
Local purpose tax rate	4.25
TAXES	
Local school tax ...	\$129,595.30
County taxes	83,650.28
Special district taxes
Local purpose levy	\$213,245.58
.....	227,943.38
Total tax levy (tax duplicate) ..	\$441,188.96
Per Capita Total Tax Levy	\$248.98
Current	
1956 taxes levied (total)	\$452,679.05
Collected in 1956	427,952.73
Per cent of levy collected in 1956 ...	94.53
Transferred to liens	70.11
Cancelled, abated or adjusted	545.21
Outstanding December 31, 1956 ..	\$24,111.00
All Prior Years Outstanding	
Balance January 1, 1956	\$22,537.46
Collected in 1956	22,537.46
Balance December 31, 1956
Tax Title Liens Outstanding	
Balance January 1, 1956	\$312.54
Redeemed by cash	382.65
Balance December 31, 1956
Property Acquired by Deed or Foreclosure	
Balance January 1, 1956	\$27,355.00
Sale for cash	103,564.00
Balance December 31, 1956	\$22,380.00

CAPITAL DEBT, DECEMBER 31, 1956

Gross Debt	
School debt	\$108,000.00
Self-liquidating debt
Other capital debt ..	241,850.00
TOTAL GROSS DEBT	\$349,850.00
Per Capita Gross Debt	\$197.43
Deductions for	
School debt	\$108,000.00
Self-liquidating debt
Other capital debt ..	5,935.00
TOTAL DEDUCTIONS	113,935.00
NET DEBT	\$235,915.00
Average Assessed Valuations	
Real Property 1954-1955-1956..	\$4,944,469.00
Per Cent of Net Debt	4.77

CURRENT FINANCES DECEMBER 31, 1956

Cash	\$254,181.08
Taxes receivable	24,111.00
Tax title liens
Foreclosed property	22,380.00
Other receivables	692.70
State road aid receivable	22,068.00
Emergencies and deferred charges ..	16,000.00
TOTAL ASSETS	\$339,432.78
Cash liabilities	\$74,709.51
Reserves for receivables	47,183.70
Surplus revenue	217,539.57
TOTAL LIABILITIES AND SURPLUS	\$339,432.78

WILLINGBORO TOWNSHIP—BURLINGTON COUNTY

Population Census, 1950—852

Land Area 7.15 sq. mi.

Net Valuation Taxable \$429,250

EXPENDITURES AND REQUIRED PAYMENTS FOR 1956

General Government	
Administrative and executive	\$10,835.00
Assessment and collection of taxes	2,000.00
Finance Department	575.00
Protection to Persons & Property	
Fire	1,250.00
Police	1,650.00
Other
Streets and Roads	
Repairs and maintenance	6,650.00
Street lighting	500.00
Sanitation	
Street cleaning
Garbage and ash removal
Sewers
Health and Charities	
Health service	75.00
Welfare—public assistance	425.00
Hospitals (aid and maintenance)
Other
Recreation	
Beaches and boardwalks
Parks and playgrounds
Other
Educational	
(Exclusive of school districts)
Unclassified Purposes	
(Including contingent)	100.00
SUB-TOTAL—Municipal functions..	\$24,060.00

Per Capita—Municipal functions	\$28.24
Capital imp'ts and capital imp't fund	\$2,500.00
Debt Service	
Principal payments
Interest payments
Total

Per Capita Debt Service	
Defered Charges and Statutory Expenditures
Emergencies	\$1,000.00
Other deferred chgs.	8,100.00
Total	9,100.00

TOTAL—Municipal expenditures ..	\$35,660.00
--	--------------------

Required Payments for Local School, County, and Special District Taxes	46,787.50
---	------------------

TOTAL EXPENDITURES AND REQUIRED PAYMENTS	\$82,447.50
---	--------------------

Reserve for uncollected taxes	\$7,350.00
GRAND TOTAL—Budget	\$89,797.50

RECEIPTS AND REVENUES REALIZED IN 1956 TO MEET EXPENDITURES AND REQUIRED PAYMENTS

Surplus revenue appropriated ..	\$27,468.00
Miscellaneous revenues realized ..	16,935.21
State aid revenues realized	3,157.00
Delinquent taxes including liens—1956 collections	4,063.61
Current taxes—1956 collections..	41,036.05
Emergency borrowings

TOTAL RECEIPTS AND REVENUES REALIZED	\$92,659.87
---	--------------------

CAPITAL OUTLAY—1956

Beaches and boardwalks
Buildings and equipment
Parks and playgrounds
Sewers
Streets, roads and bridges
Water supply
Other

Tax rate	\$10.92
Local school tax rate	7.66
County tax rate	3.26
Local purpose tax rate

TAXES	
Local school tax ..	\$32,868.99
County taxes	13,918.51
Special district taxes
Local purpose levy	\$46,787.50
Total tax levy (tax duplicate) ..	\$46,787.50

Per Capita Total Tax Levy	\$54.91
--	----------------

Current	
1956 taxes levied (total)	\$46,874.10
Collected in 1956	41,036.05
Per cent of levy collected in 1956 ..	87.54
Transferred to liens
Cancelled, abated or adjusted	43.68
Outstanding December 31, 1956 ..	\$5,794.37

All Prior Years Outstanding	
Balance January 1, 1956	\$5,264.73
Collected in 1956	4,063.61
Balance December 31, 1956	\$1,201.12

Tax Title Liens Outstanding	
Balance January 1, 1956
Redeemed by cash
Balance December 31, 1956

Property Acquired by Deed or Foreclosure	
Balance January 1, 1956
Sale for cash
Balance December 31, 1956

CAPITAL DEBT, DECEMBER 31, 1956

Gross Debt	
School debt
Self-liquidating debt.
Other capital debt

TOTAL GROSS DEBT
Per Capita Gross Debt

Deductions for	
School debt
Self-liquidating debt.
Other capital debt

TOTAL DEDUCTIONS
NET DEBT

Average Assessed Valuations	
Real Property 1954-1955-1956..	\$365,600.00
Per Cent of Net Debt

CURRENT FINANCES DECEMBER 31, 1956

Cash	\$31,900.09
Taxes receivable	6,995.49
Tax title liens
Foreclosed property
Other receivables
State road aid receivable	6,860.95
Emergencies and deferred charges ..	17.12

TOTAL ASSETS	\$45,773.65
---------------------------	--------------------

Cash liabilities	\$21,117.75
Reserves for receivables	6,995.49
Surplus revenue	17,660.41

TOTAL LIABILITIES AND SURPLUS	\$45,773.65
--	--------------------

WINFIELD TOWNSHIP—UNION COUNTY

Population Census, 1950—2,719

Land Area 0.17 sq. mi.

Net Valuation Taxable \$617,700

EXPENDITURES AND RE-REQUIRED PAYMENTS FOR 1956	
General Government	
Administrative and executive	\$10,803.00
Assessment and collection of taxes	252.00
Finance Department	1,585.00
Protection to Persons & Property	
Fire	3,200.00
Police	5,825.00
Other
Streets and Roads	
Repairs and maintenance	1,655.00
Street lighting	1,325.00
Sanitation	
Street cleaning
Garbage and ash removal
Sewers
Health and Charities	
Health service	3,215.00
Welfare—public assistance	1,175.00
Hospitals (aid and maintenance)
Other	950.00
Recreation	
Beaches and boardwalks
Parks and playgrounds
Other
Educational	
(Exclusive of school districts)
Unclassified Purposes	
(Including contingent)	400.00
SUB-TOTAL—Municipal functions..	\$30,385.00
Per Capita—Municipal functions	\$11.18
Capital imp'ts and capital imp't fund	\$1,750.00
Debt Service	
Principal payments
Interest payments
Total
Per Capita Debt Service	
Deferred Charges and Statutory Expenditures
Emergencies	\$800.00
Other deferred chgs.	299.60
Total	1,099.60
TOTAL—Municipal expenditures	\$33,234.60
Required Payments for Local School, County, and Special District Taxes	
.....	125,409.87
TOTAL EXPENDITURES AND REQUIRED PAYMENTS	\$158,644.47
Reserve for uncollected taxes
GRAND TOTAL—Budget	\$158,644.47
RECEIPTS AND REVENUES REALIZED IN 1956 TO MEET EXPENDITURES AND REQUIRED PAYMENTS	
Surplus revenue appropriated	\$6,500.00
Miscellaneous revenues realized	5,976.32
State aid revenues realized	1,422.00
Delinquent taxes including
liens—1956 collections
Current taxes—1956 collections..	145,900.74
Emergency borrowings
TOTAL RECEIPTS AND REVENUES REALIZED	\$159,799.06
CAPITAL OUTLAY—1956	
Beaches and boardwalks
Buildings and equipment
Parks and playgrounds
Sewers
Streets, roads and bridges
Water supply
Other

Tax rate	\$23.62
Local school tax rate	19.58
County tax rate	0.72
Local purpose tax rate	3.32
TAXES	
Local school tax	\$120,945.09
County taxes	4,464.78
Special district taxes
Local purpose levy	125,409.87
Total tax levy (tax duplicate)	145,847.47
Per Capita Total Tax Levy	\$53.64
Current	
1956 taxes levied (total)	145,900.74
Collected in 1956	145,900.74
Per cent of levy collected in 1956	100.00
Transferred to liens
Cancelled, abated or adjusted
Outstanding December 31, 1956
All Prior Years Outstanding	
Balance January 1, 1956
Collected in 1956
Balance December 31, 1956
Tax Title Liens Outstanding	
Balance January 1, 1956
Redeemed by cash
Balance December 31, 1956
Property Acquired by Deed or Foreclosure	
Balance January 1, 1956
Sale for cash
Balance December 31, 1956
CAPITAL DEBT, DECEMBER 31, 1956	
Gross Debt	
School debt
Self-liquidating debt.
Other capital debt
TOTAL GROSS DEBT
Per Capita Gross Debt	
Deductions for	
School debt
Self-liquidating debt.
Other capital debt
TOTAL DEDUCTIONS
NET DEBT
Average Assessed Valuations	
Real Property 1954-1955-1956..	\$610,400.00
Per Cent of Net Debt
CURRENT FINANCES DECEMBER 31, 1956	
Cash	\$15,744.28
Taxes receivable
Tax title liens
Foreclosed property
Other receivables	317.33
State road aid receivable	1,422.00
Emergencies and deferred charges
TOTAL ASSETS	\$17,483.61
Cash liabilities	\$4,967.08
Reserves for receivables	317.33
Surplus revenue	12,199.20
TOTAL LIABILITIES AND SURPLUS	\$17,483.61

WINSLOW TOWNSHIP—CAMDEN COUNTY

Population Census, 1950—5,102 Land Area 58.07 sq. mi. Net Valuation Taxable \$2,365,183

EXPENDITURES AND RE-REQUIRED PAYMENTS FOR 1956	
General Government	
Administrative and executive	\$18,648.21
Assessment and collection of taxes	14,000.00
Finance Department
Protection to Persons & Property	
Fire	4,200.00
Police	5,260.11
Other
Streets and Roads	
Repairs and maintenance	11,854.40
Street lighting
Sanitation	
Street cleaning
Garbage and ash removal
Sewers
Health and Charities	
Health service	2,887.00
Welfare—public assistance	4,110.22
Hospitals (aid and maintenance)
Other
Recreation	
Beaches and boardwalks
Parks and playgrounds
Other
Educational	
(Exclusive of school districts)
Unclassified Purposes	
(Including contingent)
SUB-TOTAL—Municipal functions..	\$60,959.94
Per Capita—Municipal functions	\$11.95
Capital imp'ts and capital imp't fund	\$21,550.00
Debt Service	
Principal payments ..	\$10,000.00
Interest payments ..	3,780.00
Total	13,780.00
Per Capita Debt Service	\$2.70
Deferred Charges and Statutory Expenditures	
Emergencies
Other deferred chgs.	\$2,889.60
Total	2,889.60
TOTAL—Municipal expenditures ...	\$99,179.54
Required Payments for Local School, County, and Special District Taxes	
.....	252,488.19
TOTAL EXPENDITURES AND REQUIRED PAYMENTS	\$351,667.73
Reserve for uncollected taxes	\$53,230.52
GRAND TOTAL—Budget	\$404,898.25
RECEIPTS AND REVENUES REALIZED IN 1956 TO MEET EXPENDITURES AND REQUIRED PAYMENTS	
Surplus revenue appropriated ..	\$30,000.00
Miscellaneous revenues realized.	91,276.91
State aid revenues realized	9,483.00
Delinquent taxes including liens—1956 collections	33,648.33
Current taxes—1956 collections..	205,487.88
Emergency borrowings
TOTAL RECEIPTS AND REVENUES REALIZED	\$369,896.12
CAPITAL OUTLAY—1956	
Beaches and boardwalks
Buildings and equipment
Parks and playgrounds
Sewers
Streets, roads and bridges
Water supply
Other

Tax rate	\$11.40
Local school tax rate	7.38
County tax rate	3.29
Local purpose tax rate	0.73
TAXES	
Local school tax ...	\$174,591.90
County taxes	77,896.29
Special district taxes
Local purpose levy	\$252,488.19
.....	16,777.06
Total tax levy (tax duplicate) ..	\$269,265.25
Per Capita Total Tax Levy	\$52.78
Current	
1956 taxes levied (total)	\$269,265.25
Collected in 1956	205,487.88
Per cent of levy collected in 1956 ...	76.31
Transferred to liens
Cancelled, abated or adjusted
Outstanding December 31, 1956 ..	\$63,777.37
All Prior Years Outstanding	
Balance January 1, 1956	\$76,220.52
Collected in 1956	32,111.78
Balance December 31, 1956	\$45,244.66
Tax Title Liens Outstanding	
Balance January 1, 1956	\$241,354.28
Redeemed by cash	1,536.55
Balance December 31, 1956	\$239,817.73
Property Acquired by Deed or Foreclosure	
Balance January 1, 1956	\$27,290.00
Sale for cash	17,000.00
Balance December 31, 1956	\$16,090.00

CAPITAL DEBT, DECEMBER 31, 1956	
Gross Debt	
School debt	\$30,000.00
Self-liquidating debt.
Other capital debt ..	98,000.00
TOTAL GROSS DEBT	\$128,000.00
Per Capita Gross Debt	\$25.09
Deductions for	
School debt	\$30,000.00
Self-liquidating debt.
Other capital debt
TOTAL DEDUCTIONS	30,000.00
NET DEBT	\$98,000.00
Average Assessed Valuations	
Real Property 1954-1955-1956..	\$2,113,874.00
Per Cent of Net Debt	4.63

CURRENT FINANCES DECEMBER 31, 1956	
Cash	\$92,796.83
Taxes receivable	109,022.03
Tax title liens	239,817.73
Foreclosed property	16,090.00
Other receivables	9,000.00
State road aid receivable
Emergencies and deferred charges ..	12,707.53
TOTAL ASSETS	\$479,434.12
Cash liabilities	\$23,002.04
Reserves for receivables	373,929.76
Surplus revenue	82,502.32
TOTAL LIABILITIES AND SURPLUS	\$479,434.12

WOODBINE BOROUGH—CAPE MAY COUNTY

Population Census, 1950—2,417

Land Area 8.0 sq. mi.

Net Valuation Taxable \$849,821

EXPENDITURES AND REQUIRED PAYMENTS FOR 1956

General Government	
Administrative and executive . . .	\$7,427.64
Assessment and collection of taxes	2,746.74
Finance Department
Protection to Persons & Property	
Fire	3,726.00
Police	3,990.65
Other
Streets and Roads	
Repairs and maintenance	9,823.88
Street lighting	4,208.88
Sanitation	
Street cleaning
Garbage and ash removal	1,511.00
Sewers
Health and Charities	
Health service	920.00
Welfare—Public assistance	50.00
Hospitals (aid and maintenance)
Other	230.00
Recreation	
Beaches and boardwalks
Parks and playgrounds	195.86
Other
Educational	
(Exclusive of school districts)
Unclassified Purposes	
(Including contingent)
SUB-TOTAL—Municipal functions..	\$34,830.65

Per Capita—Municipal functions	\$14.41
Capital imp'ts and capital imp't fund	\$6,777.77
Debt Service	
Principal payments	\$3,000.00
Interest payments	24.00
Total	3,024.00
Per Capita Debt Service	\$1.25
Deferred Charges and Statutory Expenditures	
Emergencies	\$1,200.00
Other deferred chgs.	619.20
Total	1,819.20

TOTAL—Municipal expenditures	\$46,451.62
Required Payments for Local School, County, and Special District Taxes	51,588.72

TOTAL EXPENDITURES AND REQUIRED PAYMENTS	\$98,040.34
Reserve for uncollected taxes	\$13,558.20
GRAND TOTAL—Budget	\$111,598.54

RECEIPTS AND REVENUES REALIZED IN 1956 TO MEET EXPENDITURES AND REQUIRED PAYMENTS	
Surplus revenue appropriated	\$10,000.00
Miscellaneous revenues realized.	19,598.03
State aid revenues realized	12,947.00
Delinquent taxes including	
liens—1956 collections	8,402.18
Current taxes—1956 collections..	59,307.48
Emergency borrowings
TOTAL RECEIPTS AND REVENUES REALIZED	\$110,254.69

CAPITAL OUTLAY—1956	
Beaches and boardwalks
Buildings and equipment	\$10,304.59
Parks and playgrounds
Sewers
Streets, roads and bridges
Water supply
Other

Tax rate	\$8.02
Local school tax rate	4.62
County tax rate	1.45
Local purpose tax rate	1.95

TAXES	
Local school tax	\$39,292.03
County taxes	12,296.69
Special district taxes
Local purpose levy	\$51,588.72
	16,961.94
Total tax levy (tax duplicate) ..	\$68,550.66

Per Capita Total Tax Levy	\$28.36
--	----------------

Current	
1956 taxes levied (total)	\$68,693.47
Collected in 1956	59,307.48
Per cent of levy collected in 1956	86.33
Transferred to liens	3,973.93
Cancelled, abated or adjusted	40.10
Outstanding December 31, 1956 ..	\$5,371.96

All Prior Years Outstanding	
Balance January 1, 1956	\$8,374.38
Collected in 1956	5,703.81
Balance December 31, 1956	\$866.89

Tax Title Liens Outstanding	
Balance January 1, 1956	\$17,206.24
Redeemed by cash	2,698.37
Balance December 31, 1956	\$20,285.48

Property Acquired by Deed or Foreclosure	
Balance January 1, 1956	\$82,413.50
Sale for cash	4,029.50
Balance December 31, 1956	\$78,384.00

CAPITAL DEBT, DECEMBER 31, 1956	
Gross Debt	
School debt	\$10,000.00
Self-liquidating debt.
Other capital debt	12,235.00
TOTAL GROSS DEBT	\$22,235.00
Per Capita Gross Debt	\$9.20

Deductions for	
School debt	\$10,000.00
Self-liquidating debt.
Other capital debt
TOTAL DEDUCTIONS	10,000.00
NET DEBT	\$12,235.00

Average Assessed Valuations	
Real Property 1954-1955-1956..	\$746,021.00
Per Cent of Net Debt	1.64

CURRENT FINANCES DECEMBER 31, 1956	
Cash	\$53,018.19
Taxes receivable	6,238.85
Tax title liens	20,285.48
Foreclosed property	78,384.00
Other receivables	1,279.59
State road aid receivable	10,400.00
Emergencies and deferred charges ..	9.82
TOTAL ASSETS	\$169,615.93
Cash liabilities	\$24,290.95
Reserves for receivables	106,187.92
Surplus revenue	39,137.06
TOTAL LIABILITIES AND SURPLUS	\$169,615.93

WOODBRIIDGE TOWNSHIP—MIDDLESEX COUNTY

Population Census, 1950—35,758 Land Area 23.2 sq. mi. Net Valuation Taxable \$43,708,566

EXPENDITURES AND RE-REQUIRED PAYMENTS FOR 1956	
General Government	
Administrative and executive	\$250,474.83
Assessment and collection of taxes	66,335.00
Finance Department	32,088.00
Protection to Persons & Property	
Fire	20,329.00
Police	497,676.50
Other
Streets and Roads	
Repairs and maintenance	562,600.00
Street lighting	104,000.00
Sanitation	
Street cleaning	33,636.00
Garbage and ash removal	271,862.00
Sewers	277,525.54
Health and Charities	
Health service	53,441.85
Welfare—public assistance	62,037.00
Hospitals (aid and maintenance)	10,000.00
Other
Recreation	
Beaches and boardwalks
Parks and playgrounds	118,600.00
Other
Educational (Exclusive of school districts) ..	
.....	14,500.00
Unclassified Purposes (Including contingent)	
.....	26,011.60
SUB-TOTAL—Municipal functions..	\$2,401,117.32
Per Capita—Municipal functions	
.....	\$67.15
Capital imp'ts and capital imp't fund	\$152,040.64
Debt Service	
Principal payments	\$481,000.00
Interest payments	302,682.50
Total	783,682.50
Per Capita Debt Service	
.....	\$21.92
Deferred Charges and Statutory Expenditures	
Emergencies
Other deferred chgs.	\$171,335.00
Total	171,335.00
TOTAL—Municipal expenditures . . .	\$3,508,175.46
Required Payments for Local School, County, and Special District Taxes	
.....	4,351,175.23
TOTAL EXPENDITURES AND REQUIRED PAYMENTS	\$7,859,350.69
Reserve for uncollected taxes	\$300,186.00
GRAND TOTAL—Budget	\$8,159,536.69
RECEIPTS AND REVENUES REALIZED IN 1956 TO MEET EXPENDITURES AND RE-REQUIRED PAYMENTS	
Surplus revenue appropriated ..	\$700,000.00
Miscellaneous revenues realized.	2,331,933.53
State aid revenues realized	33,772.00
Delinquent taxes including	
liens—1956 collections	155,577.35
Current taxes—1956 collections..	5,258,481.01
Emergency borrowings
TOTAL RECEIPTS AND REVENUES REALIZED	\$8,479,763.89
CAPITAL OUTLAY—1956	
Beaches and boardwalks
Buildings and equipment
Parks and playgrounds
Sewers	\$313,060.73
Streets, roads and bridges	97,801.61
Water supply
Other

Tax rate	\$11.30
Local school tax rate	6.69
County tax rate	2.51
Local purpose tax rate	2.10
TAXES	
Local school tax ...	\$2,923,760.26
County taxes	1,095,300.87
Special district taxes	332,114.10
Local purpose levy	\$4,351,175.23
.....	922,808.74
Total tax levy (tax duplicate) ..	\$5,273,983.97
Per Capita Total Tax Levy	
.....	\$147.49
Current	
1956 taxes levied (total)	\$5,468,476.57
Collected in 1956	5,258,481.01
Per cent of levy col-lected in 1956 ...	96.15
Transferred to liens	3,760.47
Cancelled, abated or adjusted	24,491.93
Outstanding December 31, 1956 ..	\$181,743.16
All Prior Years Outstanding	
Balance January 1, 1956	\$157,491.62
Collected in 1956	152,166.53
Balance December 31, 1956	\$3,096.41
Tax Title Liens Outstanding	
Balance January 1, 1956	\$42,802.19
Redeemed by cash	3,410.82
Balance December 31, 1956	\$36,186.94
Property Acquired by Deed or Foreclosure	
Balance January 1, 1956	\$417,548.25
Sale for cash	146,253.81
Balance December 31, 1956	\$319,402.25

CAPITAL DEBT, DECEMBER 31, 1956	
Gross Debt	
School debt	\$5,416,750.00
Self-liquidating debt.	3,410.82
Other capital debt	7,640,930.00
TOTAL GROSS DEBT	\$13,057,680.00
Per Capita Gross Debt	
.....	\$365.17
Deductions for	
School debt	\$2,974,244.00
Self-liquidating debt.
Other capital debt
TOTAL DEDUCTIONS	2,974,244.00
NET DEBT	\$10,083,436.00
Average Assessed Valuations	
Real Property 1954-1955-1956..	\$37,178,045.00
Per Cent of Net Debt	27.12

CURRENT FINANCES DECEMBER 31, 1956	
Cash	\$839,310.76
Taxes receivable	184,839.57
Tax title liens	36,186.94
Foreclosed property	319,402.25
Other receivables	183,482.77
State road aid receivable	33,772.00
Emergencies and deferred charges
TOTAL ASSETS	\$1,596,994.29
Cash liabilities	\$175,929.66
Reserves for receivables	723,911.53
Surplus revenue	697,153.10
TOTAL LIABILITIES AND SURPLUS	\$1,596,994.29

WOODBURY CITY—GLOUCESTER COUNTY

Population Census, 1950—10,931

Land Area 2.13 sq. mi.

Net Valuation Taxable \$11,713,337

EXPENDITURES AND REQUIRED PAYMENTS FOR 1956	
General Government	
Administrative and executive	\$53,112.46
Assessment and collection of taxes	14,274.70
Finance Department	5,468.77
Protection to Persons & Property	
Fire	28,050.00
Police	128,568.52
Other	
Streets and Roads	
Repairs and maintenance	31,015.80
Street lighting	26,700.00
Sanitation	
Street cleaning	13,140.43
Garbage and ash removal	30,497.75
Sewers	
Health and Charities	
Health service	6,023.25
Welfare—public assistance	11,700.00
Hospitals (aid and maintenance) ..	
Other	
Recreation	
Beaches and boardwalks	
Parks and playgrounds	10,396.50
Other	
Educational	
(Exclusive of school districts) ..	8,875.09
Unclassified Purposes	
(Including contingent)	7,500.00
SUB-TOTAL—Municipal functions..	\$375,323.27
Per Capita—Municipal functions \$34.34	
Capital imp'ts and capital imp't fund	\$48,000.00
Debt Service	
Principal payments .	\$44,000.00
Interest payments ..	18,743.00
Total	*62,743.00
Per Capita Debt Service \$5.74	
Deferred Charges and Statutory Expenditures	
Emergencies	
Other deferred chgs.	\$27,500.00
Total	27,500.00
TOTAL—Municipal expenditures ...	\$513,566.27
Required Payments for Local School, County, and Special District Taxes	
	536,405.66
TOTAL EXPENDITURES AND REQUIRED PAYMENTS	\$1,049,971.93
Reserve for uncollected taxes	\$92,241.03
GRAND TOTAL—Budget	\$1,142,212.96
RECEIPTS AND REVENUES REALIZED IN 1956 TO MEET EXPENDITURES AND REQUIRED PAYMENTS	
Surplus revenue appropriated ..	\$100,000.00
Miscellaneous revenues realized.	180,768.38
State aid revenues realized	16,700.02
Delinquent taxes including	
Liens—1956 collections	16,618.24
Current taxes—1956 collections..	855,173.33
Emergency borrowings	
TOTAL RECEIPTS AND REVENUES REALIZED	\$1,169,259.97
CAPITAL OUTLAY—1956	
Beaches and boardwalks	
Buildings and equipment	\$11,771.92
Parks and playgrounds	
Sewers	1,004.92
Streets, roads and bridges	21,523.41
Water supply	5,846.70
Other	17,850.22

Tax rate	\$7.34
Local school tax rate	4.03
County tax rate	0.96
Local purpose tax rate	2.35
TAXES	
Local school tax ...	\$472,149.56
County taxes	112,329.10
Special district taxes	
Local purpose levy	\$584,478.66
	282,691.03
Total tax levy (tax duplicate) ..	\$867,169.69
Per Capita Total Tax Levy	
	\$79.33
Current	
1956 taxes levied (total)	\$874,367.27
Collected in 1956	855,173.33
Per cent of levy collected in 1956 ...	97.80
Transferred to liens	468.30
Cancelled, abated or adjusted	1,638.19
Outstanding December 31, 1956 ..	\$17,087.45
All Prior Years Outstanding	
Balance January 1, 1956	\$19,947.56
Collected in 1956	16,470.07
Balance December 31, 1956	\$1,096.02
Tax Title Liens Outstanding	
Balance January 1, 1956	\$2,200.65
Redeemed by cash	148.17
Balance December 31, 1956	\$2,527.76
Property Acquired by Deed or Foreclosure	
Balance January 1, 1956	\$2,625.00
Sale for cash	
Balance December 31, 1956	\$2,625.00
CAPITAL DEBT, DECEMBER 31, 1956	
Gross Debt	
School debt	\$1,464,000.00
Self-liquidating debt.	165,000.00
Other capital debt ..	20,000.00
TOTAL GROSS DEBT	\$1,649,000.00
Per Capita Gross Debt	\$150.86
Deductions for	
School debt	\$829,609.00
Self-liquidating debt.	165,000.00
Other capital debt ..	
TOTAL DEDUCTIONS	949,609.00
NET DEBT	\$654,391.00
Average Assessed Valuations	
Real Property 1954-1955-1956..	\$10,370,019.00
Per Cent of Net Debt	6.31
CURRENT FINANCES DECEMBER 31, 1956	
Cash	\$348,062.44
Taxes receivable	18,183.47
Tax title liens	2,527.76
Foreclosed property	2,625.00
Other receivables	873.09
State road aid receivable	65,405.63
Emergencies and deferred charges ..	3,500.00
TOTAL ASSETS	\$441,177.39
Cash liabilities	\$124,487.95
Reserves for receivables	24,209.32
Surplus revenue	292,480.12
TOTAL LIABILITIES AND SURPLUS	\$441,177.39

* Includes \$48,073.00 Chapter VI School Debt Service.

WOODBURY HEIGHTS BOROUGH—GLOUCESTER COUNTY

Population Census, 1950—1,373 Land Area 1.18 sq. mi. Net Valuation Taxable \$1,103,830

EXPENDITURES AND REQUIRED PAYMENTS FOR 1956

General Government	
Administrative and executive	\$7,790.66
Assessment and collection of taxes	5,084.92
Finance Department
Protection to Persons & Property	
Fire	2,125.00
Police	2,869.60
Other
Streets and Roads	
Repairs and maintenance	11,510.00
Street lighting	2,000.00
Sanitation	
Street cleaning
Garbage and ash removal	2,967.76
Sewers
Health and Charities	
Health service	500.00
Welfare—public assistance	125.00
Hospitals (aid and maintenance)
Other
Recreation	
Beaches and boardwalks
Parks and playgrounds
Other
Educational	
(Exclusive of school districts)
Unclassified Purposes	
(Including contingent)
SUB-TOTAL—Municipal functions..	\$34,972.94

Per Capita—Municipal functions	\$25.47
Capital imp'ts and capital imp't fund	\$17,250.00
Debt Service	
Principal payments
Interest payments
Total
Per Capita Debt Service	
Deferred Charges and Statutory Expenditures	
Emergencies
Other deferred chgs. \$3,438.60
Total	3,438.60
TOTAL—Municipal expenditures ..	\$55,661.54

Required Payments for Local School, County and Special District Taxes	66,916.66
TOTAL EXPENDITURES AND REQUIRED PAYMENTS	\$122,578.20
Reserve for uncollected taxes	\$7,796.65
GRAND TOTAL—Budget	\$130,374.85

RECEIPTS AND REVENUES REALIZED IN 1956 TO MEET EXPENDITURES AND REQUIRED PAYMENTS	
Surplus revenue appropriated ..	\$22,000.00
Miscellaneous revenues realized.	30,170.68
State aid revenues realized	7,236.00
Delinquent taxes including	
liens—1956 collections	5,342.56
Current taxes—1956 collections..	76,737.82
Emergency borrowings
TOTAL RECEIPTS AND REVENUES REALIZED	\$141,487.06

CAPITAL OUTLAY—1956	
Beaches and boardwalks
Buildings and equipment
Parks and playgrounds
Sewers	\$23,014.29
Streets, roads and bridges
Water supply	13,924.16
Other

Tax rate	\$7.40
Local school tax rate	5.00
County tax rate	1.06
Local purpose tax rate	1.34

TAXES	
Local school tax ...	\$55,198.14
County taxes	11,718.52
Special district taxes
Local purpose levy	14,629.48
Total tax levy (tax duplicate) ..	\$81,546.14

Per Capita Total Tax Levy		\$59.39
Current		
1956 taxes levied (total)	\$82,077.47	
Collected in 1956	76,737.82	
Per cent of levy collected in 1956 ...	93.49	
Transferred to liens	135.14	
Cancelled, abated or adjusted	151.36	
Outstanding December 31, 1956 ..	\$5,053.15	

All Prior Years Outstanding	
Balance January 1, 1956	\$6,168.01
Collected in 1956	5,330.96
Balance December 31, 1956	\$327.45

Tax Title Liens Outstanding	
Balance January 1, 1956	\$9,751.27
Redeemed by cash	11.60
Balance December 31, 1956	\$6,074.02

Property Acquired by Deed or Foreclosure	
Balance January 1, 1956	\$5,030.00
Sale for cash	8,885.00
Balance December 31, 1956

CAPITAL DEBT, DECEMBER 31, 1956		
Gross Debt		
School debt	\$40,000.00	
Self-liquidating debt.	152,150.00	
Other capital debt ..	17,400.00	
TOTAL GROSS DEBT	\$209,550.00	
Per Capita Gross Debt		\$152.62
Deductions for		
School debt	\$40,000.00	
Self-liquidating debt.	149,361.00	
Other capital debt ..	12,358.00	
TOTAL DEDUCTIONS	201,719.00	
NET DEBT	\$7,831.00	

Average Assessed Valuations	
Real Property 1954-1955-1956..	\$940,497.00
Per Cent of Net Debt	0.83

CURRENT FINANCES DECEMBER 31, 1956	
Cash	\$35,722.15
Taxes receivable	5,380.60
Tax title liens	6,074.02
Foreclosed property
Other receivables	9,929.99
State road aid receivable	2,451.44
Emergencies and deferred charges ..	323.32
TOTAL ASSETS	\$59,881.52
Cash liabilities	\$9,413.27
Reserves for receivables	21,384.61
Surplus revenue	29,083.64
TOTAL LIABILITIES AND SURPLUS	\$59,881.52

WOODCLIFF LAKE BOROUGH—BERGEN COUNTY

Population Census, 1950—1,420

Land Area 3.8 sq. mi.

Net Valuation Taxable \$3,344,441

EXPENDITURES AND REQUIRED PAYMENTS FOR 1956

General Government	
Administrative and executive	\$20,975.00
Assessment and collection of taxes
Finance Department	4,650.00
Protection to Persons & Property	
Fire	7,200.00
Police	31,450.00
Other
Streets and Roads	
Repairs and maintenance	9,750.00
Street lighting	3,200.00
Sanitation	
Street cleaning
Garbage and ash removal
Sewers
Health and Charities	
Health service	1,500.00
Welfare—public assistance	200.00
Hospitals (aid and maintenance)
Other
Recreation	
Beaches and boardwalks
Parks and playgrounds	4,450.00
Other
Educational	
(Exclusive of school districts)
Unclassified Purposes	
(Including contingent)	1,300.00
SUB-TOTAL—Municipal functions..	\$84,675.00

Per Capita—Municipal functions	\$59.63
Capital imp'ts and capital imp't fund	\$5,000.00
Debt Service	
Principal payments ..	\$5,000.00
Interest payments ..	536.00
Total	5,536.00
Per Capita Debt Service	\$3.90
Deferred Charges and Statutory Expenditures	
Emergencies	\$1,525.00
Other deferred chgs.	4,800.00
Total	6,325.00

TOTAL—Municipal expenditures ... \$101,536.00

Required Payments for Local School, County, and Special District Taxes 269,812.73

TOTAL EXPENDITURES AND REQUIRED PAYMENTS **\$371,348.73**

Reserve for uncollected taxes

GRAND TOTAL—Budget **\$388,896.26**

RECEIPTS AND REVENUES REALIZED IN 1956 TO MEET EXPENDITURES AND REQUIRED PAYMENTS

Surplus revenue appropriated ..	\$30,000.00
Miscellaneous revenues realized ..	32,405.71
State aid revenues realized	1,421.00
Delinquent taxes including	
Liens—1956 collections	7,928.18
Current taxes—1956 collections ..	309,826.11
Emergency borrowings
TOTAL RECEIPTS AND REVENUES REALIZED	\$381,581.00

CAPITAL OUTLAY—1956

Beaches and boardwalks
Buildings and equipment
Parks and playgrounds
Sewers
Streets, roads and bridges
Water supply	\$1,688.65
Other

Tax rate	\$9.60
Local school tax rate	6.76
County tax rate	1.30
Local purpose tax rate	1.54

TAXES

Local school tax ...	\$226,170.76	
County taxes	43,641.97	
Special district taxes	
Local purpose levy	\$269,812.73
Total tax levy (tax duplicate)	<u>50,972.53</u>
		<u>\$320,785.26</u>

Per Capita Total Tax Levy **\$225.91**

Current

1956 taxes levied (total)	\$329,706.24
Collected in 1956	309,826.11
Per cent of levy collected in 1956 ...	93.97
Transferred to liens	165.60
Cancelled, abated or adjusted	3,776.90
Outstanding December 31, 1956 ..	<u>\$15,937.63</u>

All Prior Years Outstanding

Balance January 1, 1956	\$9,214.72
Collected in 1956	7,928.18
Balance December 31, 1956	<u>\$1,241.79</u>

Tax Title Liens Outstanding

Balance January 1, 1956	\$863.78
Redeemed by cash
Balance December 31, 1956	<u>\$1,029.38</u>

Property Acquired by Deed or Foreclosure

Balance January 1, 1956	\$1,850.00
Sale for cash
Balance December 31, 1956	<u>\$1,850.00</u>

CAPITAL DEBT, DECEMBER 31, 1956

Gross Debt	
School debt	\$951,951.00
Self-liquidating debt
Other capital debt ..	<u>20,950.00</u>
TOTAL GROSS DEBT	\$972,901.00

Per Capita Gross Debt **\$685.14**

Deductions for

School debt	\$547,843.00
Self-liquidating debt
Other capital debt ..	<u>118.00</u>

TOTAL DEDUCTIONS 547,961.00

NET DEBT \$424,940.00

Average Assessed Valuations

Real Property 1954-1955-1956.. \$2,931,544.00

Per Cent of Net Debt 14.49

CURRENT FINANCES DECEMBER 31, 1956

Cash	\$106,581.21
Taxes receivable	17,179.42
Tax title liens	1,029.38
Foreclosed property	1,850.00
Other receivables	166.55
State road aid receivable
Emergencies and deferred charges
TOTAL ASSETS	\$126,806.56

Cash liabilities	\$25,596.36
Reserves for receivables	20,225.35
Surplus revenue	<u>80,984.85</u>

TOTAL LIABILITIES AND SURPLUS \$126,806.56

WOODLAND TOWNSHIP—BURLINGTON COUNTY

Population Census, 1950—1,524 Land Area 95.38 sq. mi. Net Valuation Taxable \$304,326

EXPENDITURES AND REQUIRED PAYMENTS FOR 1956

General Government	
Administrative and executive	\$4,323.00
Assessment and collection of taxes	1,435.00
Finance Department	350.00
Protection to Persons & Property	
Fire	1,200.00
Police	1,240.00
Other
Streets and Roads	
Repairs and maintenance	6,972.77
Street lighting	800.00
Sanitation	
Street cleaning
Garbage and ash removal
Sewers
Health and Charities	
Health service	277.00
Welfare—public assistance	650.00
Hospitals (aid and maintenance)
Other
Recreation	
Beaches and boardwalks
Parks and playgrounds
Other
Educational	
(Exclusive of school districts)
Unclassified Purposes	
(Including contingent)
SUB-TOTAL—Municipal functions..	\$17,247.77

Per Capita—Municipal functions	\$11.32
Capital imp'ts and capital imp't fund	\$1,100.00
Debt Service	
Principal payments ..	\$600.00
Interest payments ..	65.00
Total	665.00
Per Capita Debt Service	
Deferred Charges and Statutory Expenditures	\$0.44
Emergencies
Other deferred chgs.	\$514.44
Total	514.44
TOTAL—Municipal expenditures ...	\$19,527.21

Required Payments for Local School, County, and Special District Taxes	38,165.95
TOTAL EXPENDITURES AND REQUIRED PAYMENTS	\$57,693.16
Reserve for uncollected taxes	\$10,835.16
GRAND TOTAL—Budget	\$68,528.32

RECEIPTS AND REVENUES REALIZED IN 1956 TO MEET EXPENDITURES AND REQUIRED PAYMENTS	
Surplus revenue appropriated ..	\$9,600.00
Miscellaneous revenues realized ..	15,491.69
State aid revenues realized	4,426.00
Delinquent taxes including liens—1956 collections	8,462.49
Current taxes—1956 collections..	31,440.63
Emergency borrowings
TOTAL RECEIPTS AND REVENUES REALIZED	\$69,420.81

CAPITAL OUTLAY—1956	
Beaches and boardwalks
Buildings and equipment
Parks and playgrounds
Sewers
Streets, roads and bridges
Water supply
Other	\$8,993.20

Tax rate	\$12.76
Local school tax rate	8.56
County tax rate	3.99
Local purpose tax rate	0.21

TAXES	
Local school tax ..	\$26,038.54
County taxes	12,127.41
Special district taxes
Local purpose levy	\$38,165.95
Total tax levy (tax duplicate) ..	\$38,743.32

Per Capita Total Tax Levy	\$25.42
Current	
1956 taxes levied (total)	\$38,819.12
Collected in 1956	31,440.63
Per cent of levy collected in 1956 ..	80.99
Transferred to liens	2,950.00
Cancelled, abated or adjusted
Outstanding December 31, 1956 ..	\$4,428.49

All Prior Years Outstanding	
Balance January 1, 1956	\$16,687.15
Collected in 1956	8,030.77
Balance December 31, 1956	\$8,450.81

Tax Title Liens Outstanding	
Balance January 1, 1956	\$24,187.94
Redeemed by cash	431.72
Balance December 31, 1956	\$26,928.46

Property Acquired by Deed or Foreclosure	
Balance January 1, 1956
Sale for cash
Balance December 31, 1956

CAPITAL DEBT, DECEMBER 31, 1956

Gross Debt	
School debt
Self-liquidating debt
Other capital debt ..	\$11,700.00
TOTAL GROSS DEBT	\$11,700.00
Per Capita Gross Debt	\$7.68

Deductions for	
School debt
Self-liquidating debt
Other capital debt
TOTAL DEDUCTIONS
NET DEBT	\$11,700.00

Average Assessed Valuations	
Real Property 1954-1955-1956..	\$277,884.00
Per Cent of Net Debt	4.21

CURRENT FINANCES DECEMBER 31, 1956

Cash	\$24,742.18
Taxes receivable	12,879.30
Tax title liens	26,928.46
Foreclosed property
Other receivables	6.92
State road aid receivable
Emergencies and deferred charges
TOTAL ASSETS	\$64,556.86
Cash liabilities	\$10,217.00
Reserves for receivables	39,814.68
Surplus revenue	14,525.18
TOTAL LIABILITIES AND SURPLUS	\$64,556.86

WOODLYNNE BOROUGH—CAMDEN COUNTY

Population Census, 1950—2,776 Land Area 0.25 sq. mi. Net Valuation Taxable \$2,360,040

EXPENDITURES AND RE-REQUIRED PAYMENTS FOR 1956	
General Government	
Administrative and executive	\$13,032.88
Assessment and collection of taxes	2,375.00
Finance Department
Protection to Persons & Property	
Fire	3,533.05
Police	20,088.72
Other
Streets and Roads	
Repairs and maintenance	2,684.26
Street lighting	2,860.90
Sanitation	
Street cleaning
Garbage and ash removal	6,598.28
Sewers	6,701.48
Health and Charities	
Health service	539.85
Welfare—public assistance	400.00
Hospitals (aid and maintenance)
Other
Recreation	
Beaches and boardwalks
Parks and playgrounds	335.33
Other
Educational	
(Exclusive of school districts)
Unclassified Purposes	
(Including contingent)	560.75
SUB-TOTAL—Municipal functions..	\$59,710.50

Per Capita—Municipal functions	\$21.51
Capital imp'ts and capital imp't fund	\$2,500.00
Debt Service	
Principal payments ..	\$12,000.00
Interest payments ..	1,922.50
Total	13,922.50
Per Capita Debt Service	
.....	\$5.02
Deferred Charges and Statutory Expenditures	
Emergencies
Other deferred chgs. ..	\$2,380.44
Total	2,380.44
TOTAL—Municipal expenditures ..	\$78,513.44

Required Payments for Local School, County, and Special District Taxes	107,843.38
TOTAL EXPENDITURES AND REQUIRED PAYMENTS	\$186,356.82
Reserve for uncollected taxes	\$16,796.16
GRAND TOTAL—Budget	\$203,152.98

RECEIPTS AND REVENUES REALIZED IN 1956 TO MEET EXPENDITURES AND RE-REQUIRED PAYMENTS	
Surplus revenue appropriated ..	\$14,000.00
Miscellaneous revenues realized.	20,054.61
State aid revenues realized	1,255.00
Delinquent taxes including
liens—1956 collections	10,060.72
current taxes—1956 collections..	153,993.18
Emergency borrowings
TOTAL RECEIPTS AND REVENUES REALIZED	\$199,363.51

CAPITAL OUTLAY—1956	
Beaches and boardwalks
Buildings and equipment	\$3,418.00
Parks and playgrounds
Sewers
Streets, roads and bridges
Water supply
Other

Tax rate	\$6.92
Local school tax rate	2.92
County tax rate	1.65
Local purpose tax rate	2.35

TAXES	
Local school tax ..	\$68,818.00
County taxes	39,025.38
Special district taxes
Local purpose levy	\$107,843.38
.....	55,300.00
Total tax levy (tax duplicate) ..	\$163,143.38

Per Capita Total Tax Levy	
.....	\$58.77
Current	
1956 taxes levied (total)	\$163,143.38
Collected in 1956	153,993.18
Per cent of levy collected in 1956 ..	94.39
Transferred to liens
Cancelled, abated or adjusted
Outstanding December 31, 1956 ..	\$9,150.20

All Prior Years Outstanding	
Balance January 1, 1956	\$13,601.16
Collected in 1956	10,060.72
Balance December 31, 1956	\$2,981.20

Tax Title Liens Outstanding	
Balance January 1, 1956
Redeemed by cash
Balance December 31, 1956

Property Acquired by Deed or Foreclosure	
Balance January 1, 1956	\$2,050.00
Sale for cash	10.00
Balance December 31, 1956	\$2,040.00

CAPITAL DEBT, DECEMBER 31, 1956	
Gross Debt	
School debt	\$123,000.00
Self-liquidating debt.
Other capital debt ..	49,000.00
TOTAL GROSS DEBT	\$172,000.00
Per Capita Gross Debt	\$61.96

Deductions for	
School debt	\$123,000.00
Self-liquidating debt.
Other capital debt
TOTAL DEDUCTIONS	123,000.00
NET DEBT	\$49,000.00

Average Assessed Valuations	
Real Property 1954-1955-1956..	\$2,271,720.00
Per Cent of Net Debt	2.15

CURRENT FINANCES DECEMBER 31, 1956	
Cash	\$31,032.78
Taxes receivable	12,131.40
Tax title liens
Foreclosed property	2,040.00
Other receivables	4,965.82
State road aid receivable	3,765.00
Emergencies and deferred charges ..	1,188.32
TOTAL ASSETS	\$55,123.32

Cash liabilities	\$6,586.11
Reserves for receivables	19,137.22
Surplus revenue	29,399.99
TOTAL LIABILITIES AND SURPLUS	\$55,123.32

WOOD-RIDGE BOROUGH—BERGEN COUNTY

Population Census, 1950—6,283 Land Area 1.1 sq. mi. Net Valuation Taxable \$13,100,143

EXPENDITURES AND RE-REQUIRED PAYMENTS FOR 1956	
General Government	
Administrative and executive	\$52,504.71
Assessment and collection of taxes	10,950.00
Finance Department	1,000.00
Protection to Persons & Property	
Fire	23,703.40
Police	125,899.69
Other
Streets and Roads	
Repairs and maintenance	45,363.40
Street lighting	12,500.00
Sanitation	
Street cleaning
Garbage and ash removal	21,900.00
Sewers	25,813.73
Health and Charities	
Health service	7,900.00
Welfare—public assistance	700.00
Hospitals (aid and maintenance)
Other
Recreation	
Beaches and boardwalks
Parks and playgrounds	3,325.00
Other	6,675.00
Educational	
(Exclusive of school districts) ..	15,000.00
Unclassified Purposes	
(Including contingent)	6,000.08
SUB-TOTAL—Municipal functions..	\$359,235.01

Tax rate	\$6.58
Local school tax rate	2.80
County tax rate	1.08
Local purpose tax rate	2.70

TAXES

Local school tax ...	\$366,246.04	
County taxes	141,949.73	
Special district taxes	
Local purpose levy	\$508,195.77
		355,250.73
Total tax levy (tax duplicate) ..		\$863,446.50

Per Capita Total Tax Levy **\$137.43**

Current	
1956 taxes levied (total)	\$875,780.40
Collected in 1956	853,186.95
Per cent of levy collected in 1956 ...	97.42
Transferred to liens	95.41
Cancelled, abated or adjusted ...	5,902.85
Outstanding December 31, 1956 ..	<u>\$16,595.19</u>

All Prior Years Outstanding	
Balance January 1, 1956	\$12,701.78
Collected in 1956	11,601.72
Balance December 31, 1956	<u>\$1,005.43</u>

Tax Title Liens Outstanding	
Balance January 1, 1956	\$1,333.44
Redeemed by cash
Balance December 31, 1956	<u>\$1,447.54</u>

Property Acquired by Deed or Foreclosure	
Balance January 1, 1956	\$16,060.00
Sale for cash	750.00
Balance December 31, 1956	<u>\$15,310.00</u>

CAPITAL DEBT, DECEMBER 31, 1956

Gross Debt	
School debt	\$420,000.00
Self-liquidating debt.
Other capital debt ..	461,075.00

TOTAL GROSS DEBT **\$881,075.00**

Per Capita Gross Debt **\$140.23**

Deductions for	
School debt	\$420,000.00
Self-liquidating debt.
Other capital debt
TOTAL DEDUCTIONS	420,000.00

NET DEBT **\$461,075.00**

Average Assessed Valuations	
Real Property 1954-1955-1956..	\$10,960,893.00
Per Cent of Net Debt	4.20

CURRENT FINANCES DECEMBER 31, 1956

Cash	\$144,062.11
Taxes receivable	17,600.62
Tax title liens	1,447.54
Foreclosed property	15,310.00
Other receivables	53.85
State road aid receivable
Emergencies and deferred charges ..	2,000.00
TOTAL ASSETS	\$180,474.12

Cash liabilities	\$48,964.78
Reserves for receivables	34,412.01
Surplus revenue	97,097.33
TOTAL LIABILITIES AND SURPLUS	\$180,474.12

Per Capita—Municipal functions ...	\$57.18
Capital imp'ts and capital imp't fund	\$6,000.00
Debt Service	
Principal payments .	\$38,500.00
Interest payments ..	11,961.50
Total	50,461.50
Per Capita Debt Service	\$8.03
Deferred Charges and Statutory Expenditures	
Emergencies
Other deferred chgs.	\$25,982.54
Total	25,982.54

TOTAL—Municipal expenditures ...	\$441,679.05
Required Payments for Local School, County, and Special District Taxes	508,195.77

TOTAL EXPENDITURES AND REQUIRED PAYMENTS	\$949,874.82
Reserve for uncollected taxes	\$34,072.98
GRAND TOTAL—Budget	\$983,947.80

RECEIPTS AND REVENUES REALIZED IN 1956 TO MEET EXPENDITURES AND RE-REQUIRED PAYMENTS	
Surplus revenue appropriated ..	\$40,000.00
Miscellaneous revenues realized.	73,612.35
State aid revenues realized	4,227.00
Delinquent taxes including	
liens—1956 collections	11,601.72
Current taxes—1956 collections..	853,186.95
Emergency borrowings
TOTAL RECEIPTS AND REVENUES REALIZED	\$982,628.02

CAPITAL OUTLAY—1956

Beaches and boardwalks
Buildings and equipment	\$47,947.05
Parks and playgrounds
Sewers
Streets, roads and bridges
Water supply
Other

WOODSTOWN BOROUGH—SALEM COUNTY

Population Census, 1950—2,345 Land Area 1.48 sq. mi. Net Valuation Taxable \$2,553,034

EXPENDITURES AND RE-REQUIRED PAYMENTS FOR 1956	
General Government	
Administrative and executive	\$11,000.00
Assessment and collection of taxes	4,350.00
Finance Department
Protection to Persons & Property	
Fire	4,750.00
Police	22,570.00
Other
Streets and Roads	
Repairs and maintenance	4,872.23
Street lighting	7,000.00
Sanitation	
Street cleaning
Garbage and ash removal	4,500.00
Sewers
Health and Charities	
Health service	600.00
Welfare—public assistance	975.00
Hospitals (aid and maintenance)	400.00
Other
Recreation	
Beaches and boardwalks
Parks and playgrounds	1,200.00
Other
Educational	
(Exclusive of school districts) ..	1,000.00
Unclassified Purposes	
(Including contingent)	350.00
SUB-TOTAL—Municipal functions..	\$63,567.23
Per Capita—Municipal functions	\$27.11
Capital imp'ts and capital imp't fund	\$10,500.00
Debt Service	
Principal payments ..	\$2,000.00
Interest payments ..	225.00
Total	2,225.00
Per Capita Debt Service	\$0.95
Deferred Charges and Statutory Expenditures	
Emergencies
Other deferred chgs.	\$1,000.00
Total	1,000.00
TOTAL—Municipal expenditures ...	\$77,292.23
Required Payments for Local School, County, and Special District Taxes	
.....	153,200.65
TOTAL EXPENDITURES AND REQUIRED PAYMENTS	\$230,492.88
Reserve for uncollected taxes	\$17,759.00
GRAND TOTAL—Budget	\$248,251.88
RECEIPTS AND REVENUES REALIZED IN 1956 TO MEET EXPENDITURES AND RE-REQUIRED PAYMENTS	
Surplus revenue appropriated ..	\$24,111.93
Miscellaneous revenues realized. .	33,485.80
State aid revenues realized	15,264.20
Delinquent taxes including	
liens—1956 collections	9,481.54
current taxes—1956 collections..	173,683.27
Emergency borrowings
TOTAL RECEIPTS AND REVENUES REALIZED	\$256,026.74

CAPITAL OUTLAY—1956

Beaches and boardwalks
Buildings and equipment
Parks and playgrounds
Sewers
Streets, roads and bridges	\$2,000.00
Water supply
Other

Tax rate	\$7.05
Local school tax rate	4.08
County tax rate	1.92
Local purpose tax rate	1.05

TAXES

Local school tax ...	\$104,160.18	
County taxes	49,040.47	
Special district taxes	
Local purpose levy	\$153,200.65
		29,869.30
Total tax levy (tax duplicate) ..		\$183,069.95
Per Capita Total Tax Levy		\$78.07

Current	
1956 taxes levied (total)	\$183,635.64
Collected in 1956	173,683.27
Per cent of levy collected in 1956 ...	94.58
Transferred to liens	8.50
Cancelled, abated or adjusted	368.36
Outstanding December 31, 1956 ..	\$9,575.51

All Prior Years Outstanding	
Balance January 1, 1956	\$11,119.36
Collected in 1956	9,481.54
Balance December 31, 1956	\$1,595.28

Tax Title Liens Outstanding	
Balance January 1, 1956	\$144.05
Redeemed by cash
Balance December 31, 1956	\$152.55

Property Acquired by Deed or Foreclosure	
Balance January 1, 1956
Sale for cash
Balance December 31, 1956

CAPITAL DEBT, DECEMBER 31, 1956

Gross Debt	
School debt	\$324,756.00
Self-liquidating debt.
Other capital debt ..	5,800.00
TOTAL GROSS DEBT	\$330,556.00
Per Capita Gross Debt	\$140.96

Deductions for	
School debt	\$179,593.00
Self-liquidating debt.
Other capital debt
TOTAL DEDUCTIONS	179,593.00
NET DEBT	\$150,963.00

Average Assessed Valuations	
Real Property 1954-1955-1956..	\$2,244,917.00
Per Cent of Net Debt	6.72

CURRENT FINANCES DECEMBER 31, 1956

Cash	\$86,723.22
Taxes receivable	11,170.79
Tax title liens	152.55
Foreclosed property
Other receivables	1,800.00
State road aid receivable	10,401.48
Emergencies and deferred charges
TOTAL ASSETS	\$110,248.04

Cash liabilities	\$9,159.55
Reserves for receivables	13,123.34
Surplus revenue	87,965.15
TOTAL LIABILITIES AND SURPLUS	\$110,248.04

WOOLWICH TOWNSHIP—GLOUCESTER COUNTY

Population Census, 1950—1,343 Land Area 21.45 sq. mi. Net Valuation Taxable \$1,530,958

EXPENDITURES AND RE-REQUIRED PAYMENTS FOR 1956	
General Government	
Administrative and executive	\$7,112.79
Assessment and collection of taxes	3,400.00
Finance Department	1,050.00
Protection to Persons & Property	
Fire	1,502.85
Police	5,350.00
Other
Streets and Roads	
Repairs and maintenance	14,366.97
Street lighting	309.36
Sanitation	
Street cleaning
Garbage and ash removal
Sewers
Health and Charities	
Health service	325.00
Welfare—public assistance	789.70
Hospitals (aid and maintenance)
Other	400.00
Recreation	
Beaches and boardwalks
Parks and playgrounds
Other
Educational	
(Exclusive of school districts)
Unclassified Purposes	
(Including contingent)	400.00
SUB-TOTAL—Municipal functions..	\$35,006.67
Per Capita—Municipal functions ...	
Capital imp'ts and capital imp't fund	\$14,000.00
Debt Service	
Principal payments
Interest payments
Total
Per Capita Debt Service	
Deferred Charges and Statutory Expenditures	
Emergencies
Other deferred chgs. \$3,400.00
Total	3,400.00
TOTAL—Municipal expenditures ...	\$52,406.67
Required Payments for Local School, County, and Special District Taxes	
	92,563.44
TOTAL EXPENDITURES AND REQUIRED PAYMENTS	\$144,970.11
Reserve for uncollected taxes	\$22,155.22
GRAND TOTAL—Budget	\$167,125.33
RECEIPTS AND REVENUES REALIZED IN 1956 TO MEET EXPENDITURES AND RE-REQUIRED PAYMENTS	
Surplus revenue appropriated ..	\$32,301.53
Miscellaneous revenues realized.	23,677.91
State aid revenues realized	12,546.00
Delinquent taxes including	
liens—1956 collections	9,581.00
Current taxes—1956 collections..	95,647.56
Emergency borrowings
TOTAL RECEIPTS AND REVENUES REALIZED	\$173,754.00

CAPITAL OUTLAY—1956

Beaches and boardwalks
Buildings and equipment	\$2,615.24
Parks and playgrounds
Sewers
Streets, roads and bridges
Water supply
Other

Tax rate	\$7.12
Local school tax rate	4.76
County tax rate	1.29
Local purpose tax rate	1.07

TAXES

Local school tax ...	\$72,801.40	
County taxes	19,762.04	
Special district taxes	
Local purpose levy	\$92,563.44
Total tax levy (tax duplicate)	\$108,977.80

Per Capita Total Tax Levy **\$81.15**

Current	
1956 taxes levied (total)	\$109,012.18
Collected in 1956	95,647.56
Per cent of levy collected in 1956 ...	87.74
Transferred to liens	125.00
Cancelled, abated or adjusted
Outstanding December 31, 1956 ..	\$13,239.62

All Prior Years Outstanding	
Balance January 1, 1956	\$16,794.65
Collected in 1956	11,701.39
Balance December 31, 1956	\$5,093.26

Tax Title Liens Outstanding	
Balance January 1, 1956	\$1,481.00
Redeemed by cash	35.00
Balance December 31, 1956	\$1,571.00

Property Acquired by Deed or Foreclosure	
Balance January 1, 1956
Sale for cash
Balance December 31, 1956

CAPITAL DEBT, DECEMBER 31, 1956

Gross Debt	
School debt	\$25,654.00
Self-liquidating debt.
Other capital debt
TOTAL GROSS DEBT	\$25,654.00
Per Capita Gross Debt	\$19.10

Deductions for	
School debt	\$25,654.00
Self-liquidating debt.
Other capital debt
TOTAL DEDUCTIONS	25,654.00
NET DEBT

Average Assessed Valuations	
Real Property 1954-1955-1956..	\$1,191,108.00
Per Cent of Net Debt

CURRENT FINANCES DECEMBER 31, 1956

Cash	\$112,569.45
Taxes receivable	18,332.88
Tax title liens	1,571.00
Foreclosed property
Other receivables	239.07
State road aid receivable
Emergencies and deferred charges
TOTAL ASSETS	\$132,712.40

Cash liabilities	\$4,057.79
Reserves for receivables	20,142.95
Surplus revenue	108,511.66
TOTAL LIABILITIES AND SURPLUS	\$132,712.40

WRIGHTSTOWN BOROUGH—BURLINGTON COUNTY

Population Census, 1950—1,199 Land Area 0.97 sq. mi. Net Valuation Taxable \$1,190,088

EXPENDITURES AND REQUIRED PAYMENTS FOR 1956

General Government	
Administrative and executive	\$12,662.84
Assessment and collection of taxes	1,440.97
Finance Department	325.00
Protection to Persons & Property	
Fire	3,000.00
Police	1,659.25
Other
Streets and Roads	
Repairs and maintenance	3,964.20
Street lighting	2,200.00
Sanitation	
Street cleaning
Garbage and ash removal	3,700.00
Sewers	13,927.55
Health and Charities	
Health service	25.00
Welfare—public assistance
Hospitals (aid and maintenance)
Other
Recreation	
Beaches and boardwalks
Parks and playgrounds
Other
Educational (Exclusive of school districts) ..	
.....
Unclassified Purposes (Including contingent)	
.....	918.90
SUB-TOTAL—Municipal functions..	\$43,823.17

Per Capita—Municipal functions	\$36.55
Capital imp'ts and capital imp't fund	\$500.00
Debt Service	
Principal payments ..	\$1,000.00
Interest payments ..	1,923.22
Total	2,923.22
Per Capita Debt Service	
.....	\$2.44
Deferred Charges and Statutory Expenditures	
Emergencies
Other deferred chgs. ..	\$45,396.41
Total	45,396.41

TOTAL—Municipal expenditures ...	\$92,643.34
Required Payments for Local School, County, and Special District Taxes	
.....	46,650.71

TOTAL EXPENDITURES AND REQUIRED PAYMENTS	\$139,294.05
Reserve for uncollected taxes	\$48,033.45
GRAND TOTAL—Budget	\$187,327.50

RECEIPTS AND REVENUES REALIZED IN 1956 TO MEET EXPENDITURES AND REQUIRED PAYMENTS	
Surplus revenue appropriated
Miscellaneous revenues realized ..	\$114,543.70
State aid revenues realized	1,674.00
Delinquent taxes including	
liens—1956 collections	25,501.30
Current taxes—1956 collections..	65,027.17
Emergency borrowings
TOTAL RECEIPTS AND REVENUES REALIZED	\$206,746.17

CAPITAL OUTLAY—1956	
Beaches and boardwalks
Buildings and equipment
Parks and playgrounds
Sewers	\$1,030.00
Streets, roads and bridges
Water supply	22,500.00
Other

Tax rate	\$5.76
Local school tax rate	2.57
County tax rate	1.35
Local purpose tax rate	1.84

TAXES	
Local school tax ...	\$30,583.94
County taxes	16,066.77
Special district taxes
Local purpose levy	\$46,650.71
.....	21,647.24
Total tax levy (tax duplicate) ..	\$68,297.95

Per Capita Total Tax Levy	\$56.96
Current	
1956 taxes levied (total)	\$68,297.95
Collected in 1956	65,027.17
Per cent of levy collected in 1956 ...	95.21
Transferred to liens
Cancelled, abated or adjusted	218.88
Outstanding December 31, 1956 ..	\$3,051.90

All Prior Years Outstanding	
Balance January 1, 1956	\$116,550.68
Collected in 1956	114,894.70
Balance December 31, 1956	\$1,210.26

Tax Title Liens Outstanding	
Balance January 1, 1956
Redeemed by cash
Balance December 31, 1956

Property Acquired by Deed or Foreclosure	
Balance January 1, 1956
Sale for cash
Balance December 31, 1956

CAPITAL DEBT, DECEMBER 31, 1956	
Gross Debt	
School debt	\$3,732.00
Self-liquidating debt.
Other capital debt ..	5,000.00
TOTAL GROSS DEBT	\$8,732.00
Per Capita Gross Debt	\$3.11

Deductions for	
School debt	\$3,732.00
Self-liquidating debt.
Other capital debt
TOTAL DEDUCTIONS	3,732.00
NET DEBT	\$5,000.00

Average Assessed Valuations	
Real Property 1954-1955-1956..	\$1,008,895.00
Per Cent of Net Debt	0.49

CURRENT FINANCES DECEMBER 31, 1956	
Cash	\$52,238.82
Taxes receivable	4,262.16
Tax title liens
Foreclosed property
Other receivables	33,803.80
State road aid receivable
Emergencies and deferred charges ..	23,048.81
TOTAL ASSETS	\$113,353.59

Cash liabilities	\$13,851.64
Reserves for receivables	38,065.96
Surplus revenue	61,435.99
TOTAL LIABILITIES AND SURPLUS	\$113,353.59

WYCKOFF TOWNSHIP—BERGEN COUNTY

Population Census, 1950—5,590 Land Area 7.9 sq. mi. Net Valuation Taxable \$9,302,658

EXPENDITURES AND RE-REQUIRED PAYMENTS FOR 1956	
General Government	
Administrative and executive	\$57,730.00
Assessment and collection of taxes	17,005.00
Finance Department	4,275.00
Protection to Persons & Property	
Fire	20,325.00
Police	59,738.06
Other
Streets and Roads	
Repairs and maintenance	34,170.00
Street lighting	13,500.00
Sanitation	
Street cleaning
Garbage and ash removal
Sewers
Health and Charities	
Health service	12,570.00
Welfare—public assistance	1,350.00
Hospitals (aid and maintenance)
Other
Recreation	
Beaches and boardwalks
Parks and playgrounds
Other
Educational	
(Exclusive of school districts)	2,500.00
Unclassified Purposes	
(Including contingent)	18,600.00
SUB-TOTAL—Municipal functions..	\$241,763.06

Tax rate	\$11.16
Local school tax rate	7.30
County tax rate	1.15
Local purpose tax rate	2.71

TAXES	
Local school tax	\$678,782.72
County taxes	107,140.87
Special district taxes
Local purpose levy	\$785,923.59
	252,533.98
Total tax levy (tax duplicate) ..	\$1,038,457.57
Per Capita Total Tax Levy	\$185.77

Current	
1956 taxes levied (total)	\$1,053,506.05
Collected in 1956	1,007,752.72
Per cent of levy collected in 1956	95.65
Transferred to liens	348.20
Cancelled, abated or adjusted	9,116.16
Outstanding December 31, 1956	\$36,288.97

All Prior Years Outstanding	
Balance January 1, 1956	\$23,949.66
Collected in 1956	23,364.28
Balance December 31, 1956	\$474.50

Tax Title Liens Outstanding	
Balance January 1, 1956	\$1,411.48
Redeemed by cash
Balance December 31, 1956	\$1,797.01

Property Acquired by Deed or Foreclosure	
Balance January 1, 1956	\$6,960.00
Sale for cash	3,725.00
Balance December 31, 1956	\$6,430.00

CAPITAL DEBT, DECEMBER 31, 1956

Gross Debt	
School debt	\$2,325,150.00
Self-liquidating debt
Other capital debt	107,000.00
TOTAL GROSS DEBT	\$2,432,246.00
Per Capita Gross Debt	\$435.11

Deductions for	
School debt	\$1,656,682.00
Self-liquidating debt
Other capital debt	20,000.00
TOTAL DEDUCTIONS	1,676,682.00
NET DEBT	\$755,564.00

Average Assessed Valuations	
Real Property 1954-1955-1956..	\$8,042,196.00
Per Cent of Net Debt	9.39

CURRENT FINANCES DECEMBER 31, 1956

Cash	\$342,017.24
Taxes receivable	36,763.47
Tax title liens	1,797.01
Foreclosed property	6,430.00
Other receivables	3,845.65
State road aid receivable
Emergencies and deferred charges	16,600.00
TOTAL ASSETS	\$407,453.37

Cash liabilities	\$190,588.15
Reserves for receivables	48,836.13
Surplus revenue	168,029.09
TOTAL LIABILITIES AND SURPLUS	\$407,453.37

Per Capita—Municipal functions	\$43.25
Capital imp'ts and capital imp't fund	\$37,750.00
Debt Service	
Principal payments	\$41,500.00
Interest payments	250.00
Total	41,750.00
Per Capita Debt Service	\$7.47
Deferred Charges and Statutory Expenditures	
Emergencies	\$4,000.00
Other deferred chgs.	13,401.50
Total	17,401.50

TOTAL—Municipal expenditures	\$338,664.56
Required Payments for Local School, County, and Special District Taxes	
	785,923.59

TOTAL EXPENDITURES AND REQUIRED PAYMENTS	\$1,124,588.15
Reserve for uncollected taxes	\$84,720.61
GRAND TOTAL—Budget	\$1,209,308.76

RECEIPTS AND REVENUES REALIZED IN 1956 TO MEET EXPENDITURES AND REQUIRED PAYMENTS	
Surplus revenue appropriated	\$46,000.00
Miscellaneous revenues realized	98,682.90
State aid revenues realized	5,108.00
Delinquent taxes including	
liens—1956 collections	23,364.28
Current taxes—1956 collections..	1,007,752.72
Emergency borrowings
TOTAL RECEIPTS AND REVENUES REALIZED	\$1,180,907.90

CAPITAL OUTLAY—1956

Beaches and boardwalks
Buildings and equipment	\$22,206.36
Parks and playgrounds
Sewers
Streets, roads and bridges	30,289.85
Water supply
Other

ATLANTIC COUNTY

TABLE 8
Capital Debt Outstanding in Atlantic County at December 31, 1956

ATLANTIC COUNTY	BONDS				NOTES General Assessment Utility	Total
	Municipal	Assessment	School	Utility		
Absecon City	\$120,000.00	\$120,000.00
Atlantic City	9,199,000.00	12,137,000.00
Brigantine City	819,500.00	\$2,938,000.00	\$48,000.00	\$150,000.00	1,171,500.00
Buena Boro.	3,800.00	19,610.81	23,410.81
Buena Vista Twp.	17,416.44	21,799.00	39,216.44
Corblu City	281,000.00	500,000.00
Egg Harbor City	199,000.00	20,000.00	428,000.00
Egg Harbor Twp.	43,000.00	385,000.00
Estell Manor City
Folsom Boro.
Galloway Twp.	57,000.00	150,000.00	3,650.00	210,650.00
Hamilton Twp.	101,000.00	129,000.00	13,000.00	243,000.00
Innhamilton Town	39,000.00	190,000.00	135,000.00	139,026.49	491,026.49
Lanwood City	100,000.00	39,500.00	63,000.00	208,500.00
Longport Boro.	172,000.00	9,500.00	181,500.00
Margate City	2,297,000.00	382,000.00	400,000.00	3,079,000.00
Mullien Twp.
Northfield City	169,000.00	82,000.00	27,000.00	278,000.00
Pleasantville City	543,000.00	566,000.00	10,000.00	1,119,000.00
Port Republic City	3,000.00	3,000.00
Somers Point City	414,000.00	19,700.00	433,700.00
Ventnor City	632,000.00	25,000.00	657,000.00
Weymouth Twp.
Total Municipal	\$14,899,300.00	\$2,938,000.00	\$2,162,157.25	\$187,000.00	\$839,675.49	\$21,326,102.74
County	\$1,387,000.00

BERGEN COUNTY

Capital Debt Outstanding in Bergen County at December 31, 1956

BERGEN COUNTY	BONDS				NOTES General Assessment Utility	Total
	Municipal	Assessment	School	Utility		
Allendale Boro.	\$224,000.00	\$18,500.00	\$242,500.00
Alpine Boro.	36,666.80
Bergenfield Boro.	\$445,000.00	1,958,500.00	253,350.00	2,656,850.00
Bogota Boro.	43,000.00	680,500.00	723,500.00
Carl-tadt Boro.	404,000.00	29,000.00	433,000.00
Cliffside Park Boro.	118,000.00	100,000.00	308,000.00
Cluster Boro.	1,029,022.61	343,404.40	1,063,688.81
Cresskill Boro.	19,000.00	664,000.00	1,026,404.40
Damascus Boro.	803,103.76	803,103.76
Dumont Boro.	306,000.00	1,197,500.00	204,300.00	1,767,800.00
East Paterson Boro.	858,000.00	600,000.00	\$143,000.00	1,601,000.00
East Rutherford Boro.	447,000.00	206,000.00	51,743.48	704,743.48
Edgewater Boro.	1,756,400.00	1,756,400.00
Emerson Boro.	14,000.00	427,000.00	441,000.00
Englewood City.	1,004,000.00	\$11,000.00	882,000.00	417,000.00	102,174.61	2,416,174.61
Englewood Cliffs Boro.	111,000.00	42,500.00	153,500.00
Fairview Boro.	1,180,177.71	363,822.29	4,021,000.00	642,000.00	132,000.00	6,339,000.00
Fairview Boro.	295,500.00	52,000.00	237,500.00
Fort Lee Boro.	3,010,000.00	57,000.00	3,067,000.00
Franklin Lakes Boro.	733,584.07	733,584.07
Garfield City.	659,000.00	258,000.00	109,000.00	49,000.00	1,899,360.00	2,974,360.00
Glen Rock Boro.	492,000.00	2,385,000.00	24,879.91	2,901,879.91
Hackensack City.	1,885,000.00	2,622,000.00	697,900.00	4,704,900.00
Harrington Park Boro.	2,214,000.00	2,214,000.00
Hasbrouck Heights Boro.	385,400.00	640,000.00	338,725.00	1,364,125.00
Haworth Boro.	12,000.00	708,265.45	720,265.45
Hill-date Boro.	10,000.00	1,311,612.86	1,321,612.86
Ho-hokus Boro.	2,000.00	370,000.00	216,000.00	25,000.00	613,000.00
Leonia Boro.	40,000.00	853,000.00	200,000.00	593,000.00
Little Ferry Boro.	101,975.00	300,000.00	128,000.00	529,975.00
Lodi Boro.	1,815,000.00	664,000.00	242,000.00	77,550.00	2,798,550.00
Lyndhurst Twp.	282,000.00	34,000.00	159,000.00	475,000.00
Mahwah Twp.	443,000.00	281,000.00	724,000.00
Maywood Boro.	389,000.00	12,000.00	855,000.00	101,300.00	1,357,300.00
Midland Park Boro.	24,000.00	1,279,000.00	1,303,000.00

BERGEN COUNTY—Continued

Montvale Boro.	\$55,000.00	\$572,886.93	\$10,800.00	\$638,686.83
Moonachie Boro.	56,000.00	56,000.00
New Milford Boro.	1,515,000.00	58,500.00	1,573,500.00
North Arlington Boro.	618,000.00	\$73,000.00	1,581,030.26
Northvale Boro.	142,768.85	15,865.00	158,633.85
Norwood Boro.	590,548.70	590,548.70
Oakland Boro.	49,000.00	890,265.01	85,014.01	1,273,270.02
Old Tappan Boro.	518,242.80	518,242.80
Oradell Boro.	2,164,718.80	176,715.50	2,341,434.30
Palisades Park Boro.	181,000.00	\$23,000.00	283,000.00	141,100.00	632,100.00
Paramus Boro.	2,486,000.00	2,486,000.00
Park Ridge Boro.	36,000.00	202,500.00	201,000.00	406,500.00
Ramsey Boro.	165,000.00	416,000.00	3,500.00	785,500.00
Ridgefield Boro.	302,500.00	359,000.00	79,750.00	741,250.00
Ridgefield Park Twp.	356,000.00	15,000.00	3,236.54	374,236.54
Ridgewood Twp.	1,045,000.00	3,376,000.00	680,000.00	5,845,000.00
River Edge Boro.	120,000.00	10,000.00	4,302,884.21	47,500.00	4,479,784.21
River Vale Twp.	636,192.35	636,192.35
Roehle Park Twp.	45,000.00	362,100.00	407,100.00
Roelkeigh Boro.
Rutherford Boro.	491,000.00	171,000.00	15,300.00	680,300.00
Saddle Brook Twp.	81,000.00	2,000.00	568,000.00	218,190.00	969,190.00
Saddle River Boro.	182,000.00	182,000.00
South Hackensack Twp.	137,550.00	45,000.00	363,000.00	42,000.00	587,550.00
Tenneck Twp.	825,000.00	18,000.00	4,978,000.00	210,390.69	6,031,390.69
Tenafly Boro.	554,000.00	4,487,000.00	5,041,000.00
Teaneck Boro.	20,000.00	20,000.00
Upper Saddle River Boro.	165,000.00	153,500.00	153,500.00
Walwick Boro.	154,000.00	640,000.00	9,433.15	893,433.15
Washington Boro.	60,500.00	282,000.00	145,200.00	663,700.00
Washington Twp.	45,750.00	637,862.40	70,710.00	754,322.40
Westwood Boro.	104,050.00	10,000.00	1,714,137.60	95,800.00	1,923,987.60
Woodcliff Lake Boro.	19,000.00	424,273.01	1,950.00	445,223.01
Wood-Ridge Boro.	393,000.00	5,000.00	420,000.00	53,580.00	871,580.00
Wyckoff Twp.	1,082,150.22	1,082,150.22
Total Municipal County	\$21,757,302.71	\$818,322.29	\$61,861,625.63	\$3,637,500.00	\$7,028,919.35	\$98,103,569.98
						\$12,072,000.00

Capital Debt Outstanding in Burlington County at December 31, 1956

BURLINGTON COUNTY

BURLINGTON COUNTY	BONDS			NOTES	Total	
	Municipal	Assessment	School			Utility
Beas River Twp.	
Bevely City	\$72,800.00	\$2,800.00	\$75,600.00	
Bordentown City	58,500.00	773,000.00	\$139,500.00	1,041,500.00	
Bordentown Twp.	\$1,000.00	330,000.00	476,000.00	
Burlington City	24,000.00	2,008,000.00	806,000.00	2,838,000.00	
Burlington Twp.	4,000.00	142,000.00	25,000.00	171,000.00	
Chesterfield Twp.	245,000.00	15,000.00	260,000.00	
Cinnaminson Twp.	18,000.00	17,000.00	98,000.00	133,000.00	
Delanco Twp.	1,750.00	500.00	185,000.00	187,250.00	
Delran Twp.	
Eastampton Twp.	105,934.82	105,934.82	
Edgewater Park Twp.	253,000.00	253,000.00	
Dyersham Twp.	30,000.00	274,000.00	304,000.00	
Fieldsboro Boro.	
Florence Twp.	153,000.00	574,000.00	259,000.00	1,086,731.47	
Hainesport Twp.	174,328.53	174,328.53	
Lumberton Twp.	223,916.16	223,916.16	
Mansfield Twp.	389,000.00	
Maple Shade Twp.	336,000.00	205,000.00	940,600.00	
Medford Twp.	90,000.00	23,000.00	113,000.00	
Medford Lakes Boro.	7,000.00	245,000.00	262,000.00	252,000.00	
Moorestown Twp.	363,000.00	375,476.63	1,040,476.63	
Mount Holly Twp.	180,000.00	1,585,453.90	1,765,453.90	
Mount Laurel Twp.	240,000.00	240,000.00	
New Hanover Twp.	288.00	288.00	
North Hanover Twp.	69,000.00	69,000.00	
Palmyra Boro.	213,000.00	385,000.00	598,000.00	
Pemberton Boro.	12,000.00	222,500.00	234,500.00	
Pemberton Twp.	300,000.00	38,000.00	338,000.00	
Riverside Twp.	
Riverton Boro.	101,000.00	250,000.00	351,000.00	
Shamong Twp.	2,500.00	10,000.00	12,500.00	
Southampton Twp.	100,000.00	100,000.00	
Springfield Twp.	
Tabernacle Twp.	50,000.00	50,000.00	
Washington Twp.	161,803.77	161,803.77	
Westampton Twp.	
Willingboro Twp.	
Woodland Twp.	11,700.00	11,700.00	
Wrightstown Boro.	5,000.00	3,732.00	8,732.00	
Total Municipal	\$1,125,250.00	\$22,500.00	\$9,552,237.18	\$1,787,000.00	\$13,635,295.28	
County	\$598,000.00	

CAMDEN COUNTY

Capital Debt Outstanding in Camden County at December 31, 1956

CAMDEN COUNTY	BONDS				Total
	Municipal	Assessment	School	Utility	
Audubon Boro.	\$72,000.00	\$117,000.00	\$240,174.50
Audubon Park Boro.	106,000.00	106,000.00	166,000.00
Barrington Boro.	176,000.00	295,000.00	471,000.00
Bellmar Boro.	106,000.00	192,000.00	\$119,000.00	556,900.00
Berlin Boro.	28,000.00	72,000.00	125,000.00
Berlin Twp.	106,100.00	106,100.00
Brooklawn Boro.	20,000.00	20,000.00
Camden City.	10,657,000.00	755,000.00	12,551,000.00	25,298,000.00
Cheshamurst Boro.	40,110.80
Clementon Boro.	52,000.00	125,000.00	215,110.80
Collingswood Boro.	172,000.00	1,104,000.00	425,000.00
Delaware Twp.	403,000.00	1,820,000.00	581,000.00	2,314,000.00
Gibbsboro Boro.	142,000.00	3,065,000.00
Gloucester City.	972,000.00	30,000.00	53,000.00	142,000.00
Gloucester Twp.	275,000.00	141,000.00	1,055,000.00
Haddon Twp.	541,000.00	\$56,000.00	1,983,000.00	383,000.00	400,000.00
Haddonfield Boro.	542,000.00	850,000.00	41,000.00	1,455,000.00
Haddon Heights Boro.	354,000.00	802,000.00	1,156,000.00
H.Nella Boro.
Laurel Springs Boro.
Lawnsdale Boro.	98,000.00	98,000.00
Lindenwold Boro.	85,000.00	285,796.19	370,796.19
Magnolia Boro.	249,000.00	85,000.00	5,000.00	339,000.00
Merchantville Boro.	91,000.00	77,290.00	168,290.00
Mount Ephraim Boro.	274,000.00	170,000.00	444,000.00
Oaklyn Boro.	223,000.00	118,100.00	351,100.00
Pennsauken Twp.	1,947,000.00	473,500.00	1,460,333.34	3,880,833.34
Pine Hill Boro.	17,500.00	90,000.00	107,500.00
Pine Valley Boro.
Rummel Boro.	149,000.00	80,000.00	329,600.00
Somerdale Boro.	21,000.00	24,000.00	45,000.00
Stratford Boro.	6,000.00	285,000.00	291,000.00
Tavistock Boro.
Voorhees Twp.	20,000.00	20,000.00
Waterford Boro.	37,500.00	64,100.00	102,000.00
Waterford Twp.
Winslow Twp.	98,000.00	30,000.00	128,000.00
Woodylyne Boro.	49,000.00	73,000.00	122,000.00
Total Municipal County.	\$17,297,400.00	\$529,500.00	\$10,479,890.33	\$14,590,000.00	\$45,900,834.83
					\$10,183,000.00

CAPE MAY COUNTY

Capital Debt Outstanding in Cape May County at December 31, 1956

CAPE MAY COUNTY	BONDS				NOTES General Assessment Utility	Total
	Municipal	Assessment	School	Utility		
Avalon Boro.	\$366,300.00	\$46,000.00	\$412,300.00
Cape May City	1,136,500.00	\$14,000.00	\$10,000.00	55,000.00	1,215,500.00
Cape May Point Boro.	23,000.00	45,000.00	23,000.00
Dennis Twp.	183,682.69	45,000.00
Lower Twp.	20,000.00	\$1,476.55	205,159.24
Middle Twp.	1,000.00	100,000.00	107,000.00
North Wildwood City	282,000.00	236,788.13	518,788.13
Ocean City	808,500.00	253,000.00	300,000.00	1,341,500.00
Sea Isle City	159,000.00	59,000.00	218,000.00
Stone Harbor Boro.	132,000.00	98,500.00	120,000.00	350,500.00
Upper Twp.	110,000.00	110,000.00
West Cape May Boro	33,000.00	286.50	17,000.00	50,286.50
West Wildwood Boro.	97,000.00	97,000.00
Wildwood City	1,703,000.00	300,000.00	138,000.00	185,600.00	2,328,600.00
Wildwood Crest Boro.	138,000.00	108,000.00	43,725.00	349,725.00
Woodbine Boro.	10,000.00	10,000.00
Total Municipal	\$4,967,300.00	\$14,000.00	\$1,188,469.19	\$315,000.00	\$897,589.68	\$7,382,358.87
County	\$524,000.00

CUMBERLAND COUNTY

Capital Debt Outstanding in Cumberland County at December 31, 1956

CUMBERLAND COUNTY	BONDS				NOTES General Assessment Utility	Total
	Municipal	Assessment	School	Utility		
Bridgeton City	\$655,323.96	\$214,000.00	\$1,853,676.04	\$2,753,000.00
Commercial Twp.	65,000.00	65,000.00
Deerfield Twp.	4,500.00	6,000.00	10,500.00
Downe Twp.	62,000.00	62,000.00
Fairfield Twp.	2,500.00	27,000.00	29,500.00
Greenwich Twp.	30,000.00	30,000.00
Hopewell Twp.	97,000.00	97,000.00
Lawrence Twp.	75,000.00	75,000.00
Maurice River Twp.
Millville City	540,000.00	403,000.00	330,000.00	\$45,520.24	1,318,520.24
Shiloh Boro.
Stony Creek Twp.	6,000.00	6,000.00
Upper Deerfield Twp.	305,000.00	305,000.00
Vineland City	104,500.00	1,300,000.00	6,816,000.00	549,000.00	8,769,500.00
Total Municipal	\$1,336,523.96	\$2,650,000.00	\$8,999,676.04	\$594,520.24	\$13,580,720.24
County	\$1,708,000.00

ESSEX COUNTY

Capital Debt Outstanding in Essex County at December 31, 1956

ESSEX COUNTY	BONDS				NOTES General Assessment Utility	Total
	Municipal	Assessment	School	Utility		
Belleville Town	\$859,000.00	\$1,022,000.00	\$219,000.00	\$113,500.00	\$2,313,500.00
Bloomfield Town	1,213,000.00	\$294,000.00	2,105,000.00	511,000.00	1,358,459.17	5,581,452.17
Caldwell Boro.	29,000.00	892,419.30	3,000.00	50,000.00	976,419.30
Caldwell Twp.	239,000.00	239,000.00
Cedar Grove Twp.	38,000.00	225,000.00	1,074,000.00	674,000.00	90,000.00	2,111,000.00
East Orange City	2,491,000.00	3,174,000.00	120,000.00	1,510,984.88	7,325,984.88
Essex Falls Boro.	27,000.00	430,000.00	333,000.00	95,000.00	885,000.00
Glen Ridge Boro.	132,000.00	753,000.00	78,000.00	963,000.00
Irvington Town	1,240,450.00	3,376,000.00	4,616,450.00
LIVINGSTON TWP.	1,885,000.00	34,000.00	4,729,000.00	361,000.00	6,509,000.00
Maplewood Twp.	855,000.00	3,003,270.65	3,858,270.65
Millburn Twp.	208,000.00	180,000.00	3,415,000.00	1,001,045.17	4,804,045.17
Montclair Town	2,918,000.00	3,173,000.00	1,484,000.00	7,605,000.00
Newark City	31,088,000.00	19,962,000.00	9,061,000.00	1,760,500.00	62,471,500.00
North Caldwell Boro.	420,000.00	98,000.00	53,100.00	331,100.00
Nutley Town	784,900.02	2,748,000.00	84,039.38	108,786.93	3,725,786.93
Orange City	907,000.00	1,330,500.00	286,000.00	47,500.00	2,571,000.00
Roseland Boro.	6,000.00	251,000.00	2,000.00	2,057.79	261,057.79
South Orange Village	439,000.00	2,431,393.64	935,000.00	168,750.00	3,864,143.64
Verona Boro.	530,500.00	1,983,000.00	100,000.00	2,613,500.00
West Caldwell Boro.	39,000.00	823,142.70	65,000.00	77,639.06	1,004,841.76
West Orange Town	1,287,000.00	4,405,000.00	5,755,000.00
Total Municipal	\$46,706,910.02	\$733,000.00	\$61,952,726.30	\$14,906,039.38	\$6,537,386.00	\$130,836,062.30
County	\$28,687,000.00

GLOUCESTER COUNTY

Capital Debt Outstanding in Gloucester County at December 31, 1956

GLOUCESTER COUNTY	BONDS				NOTES General Assessment Utility	Total	
	Municipal		Assessment	School			Utility
Clayton Boro.	\$24,000.00	\$362,000.00		\$32,000.00	\$518,616.70	
Deptford Twp.	208,000.00	88,000.00		296,000.00	
East Greenwich Twp.	8,000.00	95,000.00		51,000.00	134,000.00	
Elk Twp.	42,000.00	18,000.00		60,000.00	
Franklin Twp.	160,000.00		160,000.00	
Glassboro Boro.	42,000.00	252,000.00		141,000.00	435,000.00	
Greenwich Twp.	210,000.00	613,000.00		36,000.00	859,000.00	
Harrison Twp.	115,000.00		115,000.00	
Logan Twp.	82,000.00		82,000.00	
Mantua Twp.	47,000.00	106,000.00		153,000.00	
Monroe Twp.	320,000.00		2,222.22	322,222.22	
National Park Boro.	150,000.00	94,000.00		55,000.00	299,000.00	
Newfield Boro.		18,000.00	18,000.00	
Paulsboro Boro.	104,000.00	22,500.00		43,500.00	170,000.00	
Pitman Boro.	49,000.00	483,500.00		319,500.00	826,482.10	
South Harrison Twp.	36,000.00		36,000.00	
Swedesboro Boro.	37,346.40		200,500.00	252,846.40	
Washington Twp.	2,000.00		2,000.00	
Wenonah Boro.	97,000.00		97,000.00	
West Deptford Twp.	45,000.00	\$193,000.00	516,000.00		236,000.00	980,000.00	
Westville Boro.	270,000.00	110,000.00		60,000.00	440,000.00	
Woodbury City	20,000.00	724,000.00		165,000.00	909,000.00	
Woodbury Heights Boro.	40,000.00		50,000.00	197,400.00	
Woolwich Twp.	25,653.60		25,653.60	
Total Municipal County	\$1,219,000.00	\$193,000.00	\$4,349,000.00		\$1,115,100.00	\$7,458,221.02	

HUDSON COUNTY

Capital Debt Outstanding in Hudson County at December 31, 1956

HUDSON COUNTY	BONDS				NOTES General Assessment Utility	Total
	Municipal		School	Utility		
	Assessment	Assessment				
Bayonne City	\$3,574,000.00	\$925,000.00	\$10,508,000.00	\$144,250.00	\$15,151,250.00
East Newark Boro.	3,000.00	125,367.83	128,367.83
Guttenberg Town	19,000.00	9,000.00	28,000.00
Harrison Town	813,000.00	6,000.00	128,000.00	947,000.00
Hoboken City	918,500.00	2,240,000.00	4,100,000.00	7,258,500.00
Jersey City	7,773,500.00	14,116,000.00	11,763,000.00	33,652,500.00
Kearny Town	3,059,500.00	\$165,000.00	1,184,000.00	2,429,000.00	100,000.00	6,937,500.00
North Bergen Twp.	8,691,000.00	8,691,000.00
Secaucus Town	127,750.00	251,000.00	75,000.00	453,750.00
Union City	4,019,000.00	1,000,000.00	42,417.45	5,061,417.45
Weehawken Twp.	118,000.00	545,000.00	663,000.00
West New York Town	4,310,000.00	191,500.00	807,000.00	394,500.00	5,703,000.00
Total Municipal County	\$33,426,250.00	\$356,500.00	\$21,083,000.00	\$24,700,000.00	\$6,109,535.28	\$84,675,285.28
						\$15,180,672.54

HUNTERDON COUNTY

Capital Debt Outstanding in Hunterdon County at December 31, 1956

HUNTERDON COUNTY	BONDS				NOTES General Assessment Utility	Total
	Municipal		School	Utility		
	Municipal	Assessment	School	Utility		
Alexandria Twp.			\$189,000.00			\$189,000.00
Bethlehem Twp.			100,926.00			100,926.00
Bloomsbury Boro.			9,000.00		\$22,000.00	31,000.00
Calton Boro.			92,501.00			92,501.00
Clinton Town			58,958.00		165,000.00	224,958.00
Clinton Twp.			116,793.00			116,793.00
Delaware Twp.			551,323.50			551,323.50
East Amwell Twp.			258,588.80			258,588.80
Flemington Boro.			819,342.10		215,000.00	1,034,342.10
Franklin Twp.			59,922.00			59,922.00
Frenchtown Boro.			26,000.00			26,000.00
Glen Gardner Boro.			13,851.00			13,851.00
Hampton Boro.			20,153.00			20,153.00
High Bridge Boro.			60,000.00			60,000.00
Holland Twp.						
Kingwood Twp.			147,000.00			147,000.00
Laurelville City			13,000.00			13,000.00
Lebanon Boro.			84,702.00			84,702.00
Lebanon Twp.			233,581.00			233,581.00
Milford Boro.			135,000.00			135,000.00
Raritan Twp.			891,700.92			891,700.92
Readington Twp.			784,147.16			784,147.16
Stockton Boro.			17,000.00			17,000.00
Tewksbury Twp.			257,080.00			257,080.00
Union Twp.			272,663.00			272,663.00
West Amwell Twp.			140,000.00			140,000.00
Total Municipal	\$4,000.00		\$5,359,152.48		\$403,000.00	\$5,766,152.48
Total Municipal County						

MERCER COUNTY

Capital Debt Outstanding in Mercer County at December 31, 1956

MERCER COUNTY	BONDS					Total
	Municipal		School	Utility	NOTES General Assessment Utility	
	Assessment	Utility				
East Windsor Twp.			\$151,131.62			\$151,131.62
Ewing Twp.	\$222,000.00		2,707,000.00			2,929,000.00
Hamilton Twp.	3,844,000.00		2,623,000.00		\$223,000.00	6,690,000.00
Hightstown Boro.	27,438.60		339,283.45	\$71,776.98	18,000.00	456,501.03
Hopewell Boro.						
Hopewell Twp.	5,000.00		393,810.30			398,810.30
Lawrence Twp.			1,516,000.00			1,516,000.00
Pennington Boro.			393,810.30	25,000.00		418,810.30
Princeton Boro.	671,000.00		1,971,000.00		6,181.00	2,648,181.00
Princeton Twp.	293,000.00		1,238,000.00		51,909.94	1,554,909.94
Trenton City	6,965,100.00	\$62,000.00	5,306,000.00	6,774,500.00		19,047,600.00
Washington Twp.			23,000.00			23,000.00
West Windsor Twp.			313,000.00			313,000.00
Total Municipal County	\$11,969,538.60	\$62,000.00	\$17,007,037.67	\$6,871,276.98	\$301,600.94	\$36,360,944.19
						\$4,662,000.00

MIDDLESEX COUNTY

Capital Debt Outstanding in Middlesex County at December 31, 1956

MIDDLESEX COUNTY	BONDS				NOTES General Assessment Utility	Total
	Municipal	Assessment	School	Utility		
Carleton Boro.	\$2,712,000.00	\$114,500.00	\$2,826,500.00
Crumbury Twp.	70,000.00	70,000.00	70,000.00
Dundellen Boro.	231,000.00	19,000.00	\$10,300.00	\$24,300.00
East Brunswick Twp.	34,000.00	\$34,000.00	\$169,500.00	156,000.00	1,739,000.00
Edison Twp.	518,000.00	444,000.00	3,969,000.00	305,000.00	5,236,000.00
Helmetta Boro.
Highland Park Boro.	364,000.00	124,000.00	634,000.00	172,000.00	1,294,000.00
Jamesburg Boro.	120,000.00	60,000.00	180,000.00
Madison Twp.	104,000.00	172,200.00	273,200.00
Metuchen Boro.	325,000.00	15,000.00	743,000.00	284,900.00	1,367,900.00
Middlesex Boro.	83,000.00	349,000.00	225,335.24	657,335.24
Milltown Boro.	319,000.00	5,500.00	319,500.00
Monroe Twp.	225,000.00	4,000.00	229,000.00
New Brunswick City	1,001,000.00	49,000.00	1,341,000.00	1,925,000.00	40,000.00	4,356,000.00
North Brunswick Twp.	140,000.00	923,000.00	111,000.00	304,844.28	1,484,844.28
Perth Amboy City	5,587,500.00	729,000.00	369,000.00	371,220.00	7,056,720.00
Piscataway Twp.	65,000.00	949,000.00	1,014,000.00
Plainshoro Twp.
Saxeville Boro.	1,281,000.00	1,009,000.00	265,500.00	2,015,500.00
South Amboy City	115,500.00	552,000.00	58,000.00	49,000.00	714,500.00
South Brunswick Twp.	55,000.00	215,000.00	60,000.00	330,000.00
South Plainfield Boro.	313,000.00	1,024,000.00	1,337,000.00
South River Boro.	139,000.00	118,000.00	610,000.00	189,630.00	1,062,630.00
Spotswood Boro.	339,000.00	26,500.00	365,500.00
Woodbridge Twp.	7,404,000.00	4,220,000.00	136,950.00	11,760,950.00
Total Municipal County	\$20,595,000.00	\$695,000.00	\$20,153,800.00	\$4,008,000.00	\$2,103,239.52	\$47,526,039.52
						\$8,996,000.00

MONMOUTH COUNTY

Capital Debt Outstanding in Monmouth County at December 31, 1956

MONMOUTH COUNTY	BONDS				NOTES General Assessment Utility	Total
	Municipal		School	Utility		
	Assessment	Assessment				
Allenhurst Boro.	\$30,000.00	\$18,000.00	\$55,156.00	\$143,150.00
Allentown Boro.	2,000.00	\$77,859.89	17,000.00	547,000.00	96,859.89
Asbury Park City.	7,016,500.00	\$145,000.00	19,500.00	7,228,500.00
Atlantic Twp.	63,350.00	483,400.87	45,000.00	483,400.87
Atlantic Highlands Boro.	15,290.00	124,150.00
Avon-by-the-Sea Boro.	135,000.00	26,000.00	19,500.00	160,000.00	350,500.00
Bedmar Boro.	229,500.00	154,000.00	6,000.00	140,000.00	529,500.00
Bradley Beach Boro.	284,500.00	42,000.00	60,000.00	344,500.00
Brielle Boro.	170,000.00	69,000.00	281,000.00
Deal Boro.	334,000.00	100,000.00	434,000.00
Eatontown Boro.	8,250.00	224,000.00	232,250.00
Englishtown Boro.	3,600.00	107,464.06	110,064.06
Fair Haven Boro.	13,000.00	937,672.55	5,500.00	9,110.00	959,782.55
Farmingdale Boro.	141,379.23	146,879.23
Freehold Boro.	63,000.00	1,214,798.13	86,000.00	85,550.00	1,449,348.13
Freehold Twp.	601,399.29	601,399.29
Highlands Boro.	413,000.00	60,000.00	90,000.00	563,000.00
Holmdel Twp.	12,590.00	12,590.00
Howell Twp.	837,552.73	837,552.73
Interlaken Boro.	21,000.00	21,000.00
Keansburg Boro.	86,100.00	32,050.00	139,000.00	353,300.00	80,100.00	699,250.00
Keyport Boro.	115,000.00	328,000.00	76,000.00	22,600.00	541,600.00
Little Silver Boro.	9,000.00	348,000.00	10,450.00	367,450.00
Long Branch City.	525,000.00	282,775.18	807,775.18
Mannalapan Twp.	246,753.90	346,753.90
Manasquan Boro.	43,685.15	3,479.87	392,000.00	189,335.00	628,500.00
Marlboro Twp.	390,579.87	129,090.00	519,579.87
Matawan Boro.	18,000.00	201,063.45	30,500.00	128,950.00	379,553.45
Matawan Twp.	78,772.48	55,000.00	40,290.10	244,062.58
Middletown Twp.	158,600.00	1,982,000.00	2,140,600.00
Millstone Twp.	66,000.00	66,000.00
Monmouth Beach Boro.	168,000.00	60,000.00	228,000.00
Neptune Twp.	210,000.00	10,000.00	820,000.00
Neptune City Boro.	132,000.00	286,000.00	17,000.00	23,750.00	458,750.00
New Shrewsbury Boro.	100,000.00	100,000.00

MONMOUTH COUNTY—Continued

Ocean Twp.	\$10,000.00	\$200,000.00	\$222,750.00	\$432,750.00
Oceanport Boro.	124,000.00	124,000.00
Karitan Twp.	115,000.00	115,000.00
Red Bank Boro.	307,000.00	\$47,700.00	819,000.00	\$63,000.00	81,750.00	1,668,450.00
Roosevelt Boro.
Rumson Boro.	23,000.00	28,000.00	51,000.00
Sea Bright Boro.	128,500.00	128,500.00
Sea Girt Boro.	162,000.00	21,500.00	183,500.00
Shrewsbury Boro.	220,000.00	11,200.00	231,200.00
Shrewsbury Twp.
South Belmar Boro.
Spring Lake Boro.	169,000.00	20,000.00	189,000.00
Spring Lake Heights Boro.	26,000.00	26,000.00
Union Beach Boro.	387,440.00	253,000.00	82,000.00	622,440.00
Upper Freehold Twp.	137,140.11	137,140.11
Wall Twp.	705,000.00	705,000.00
West Long Branch Boro.	119,000.00	154,000.00	273,000.00
Total Municipal County	\$11,171,625.15	\$251,229.85	\$13,828,921.74	\$1,526,535.00	\$1,978,450.10	\$28,756,961.84
						\$6,861,944.49

MORRIS COUNTY

Capital Debt Outstanding in Morris County at December 31, 1956

MORRIS COUNTY	BONDS				NOTES General Assessment Utility	Total
	Municipal	Assessment	School	Utility		
Boonton Town	\$45,000.00	\$96,000.00	\$97,000.00	\$152,174.34	\$390,174.34
Boonton Twp.	68,000.00	68,000.00
Butler Boro.	104,000.00	480,000.00	119,000.00	204,797.53	997,797.53
Chatham Boro.	381,000.00	2,897,000.00	233,000.00	3,513,000.00
Chatham Twp.	599,500.00	599,500.00
Chester Boro.	44,776.91	44,776.91
Chester Twp.	155,748.51	155,748.51
Denville Twp.	212,000.00	\$196,000.00	1,364,233.50	109,534.22	1,881,768.02
Dover Town	453,000.00	1,869,000.00	9,000.00	2,331,000.00
East Hanover Twp.	254,000.00	254,000.00
Florham Park Boro.	7,000.00	45,000.00	1,282,337.60	80,000.00	1,414,337.60
Hanover Twp.	78,000.00	1,051,380.00	1,129,380.00
Harding Twp.	305,000.00	305,000.00
Jefferson Twp.	750,000.00	750,000.00
Kinnelon Boro.	236,000.00	10,000.00	246,000.00
Lincoln Park Boro.	9,000.00	151,700.00	160,700.00
Madison Boro.	726,000.00	1,462,000.00	610,000.00	92,028.00	2,890,028.00
Mendham Boro.	241,000.00	80,000.00	321,000.00
Mendham Twp.	335,000.00	5,000.00	340,000.00
Mine Hill Twp.	190,000.00	190,000.00
Montville Twp.	300,000.00	300,000.00
Morris Twp.	1,583,000.00	1,583,000.00
Morris Plains Boro.	294,000.00	294,000.00
Morristown Town	1,976,000.00	2,215,000.00	1,574,000.00	140,732.14	5,019,732.14
Mountbala Lakes Boro.	437,000.00	25,000.00	25,046.66	487,046.66
Mount Arlington Boro.	95,000.00	95,000.00
Mount Olive Twp.	113,518.42	113,518.42
Netcong Boro.	30,000.00	356,950.00	88,000.00	2,237.28	477,187.28
Parsippany-Troy Hills Twp.	89,400.00	2,011,000.00	205,000.00	118,750.00	2,424,150.00
Passaic Twp.	56,000.00	26,259.96	326,000.00	18,000.00	426,259.96
Pequanock Twp.	43,000.00	1,920,000.00	28,500.00	9,000.00	2,000,500.00
Randolph Twp.	3,120.00	375,000.00	378,120.00
Riverdale Boro.	13,000.00	212,000.00	13,000.00	238,000.00
Rockaway Boro.	38,000.00	530,559.20	168,000.00	68,430.00	745,979.20
Rockaway Twp.	13,000.00	73,000.00	1,875,453.79	14,510.00	1,675,963.79
Roxbury Twp.	50,000.00	227,000.00	18,000.00	295,000.00
Victory Gardens Boro.
Washington Twp.	447,593.71	447,593.71
Wharton Boro.	46,732.38	428,753.20	33,000.00	508,485.58
Total Municipal County	\$8,473,252.38	\$340,259.96	\$27,286,505.15	\$3,309,500.00	\$1,073,270.17	\$35,482,787.66
						\$9,556,000.00

OCEAN COUNTY

Capital Debt Outstanding in Ocean County at December 31, 1956

OCEAN COUNTY	BONDS				NOTES General Assessment Utility	Total
	Municipal		School	Utility		
	Assessment	Utility				
Barneget Light Boro.	\$1,500.00	\$24,574.95	\$27,500.00	\$53,574.95
Bay Head Boro.	157,000.00	21,000.00	178,000.00
Beach Haven Boro.	47,600.00	51,336.11	16,000.00	115,536.11
Bouchwood Boro.	67,000.00	177,303.83	61,000.00	305,303.83
Berkeley Twp.	311,908.31	311,908.31
Brick Twp.	52,000.00	384,000.00	436,000.00
Dover Twp.	218,000.00	1,226,004.25	1,444,004.25
Eagleswood Twp.	\$20,000.00
Harvey Cedars Boro.	29,119.33	49,119.33
Island Beach Boro.
Island Heights Boro.	188,979.05	12,000.00	100,000.00	300,979.05
Jackson Twp.	148,000.00	148,000.00
Lacey Twp.	168,858.73	168,858.73
Lakhurst Boro.	258,000.00	19,000.00	277,000.00
Lakewood Twp.	94,000.00	1,786,000.00	1,880,000.00
Lavallette Boro.	132,000.00	125,000.00	32,000.00	289,000.00
Little Egg Harbor Twp.	34,000.00	34,000.00
Long Beach Twp.	525,000.00	282,775.18	807,775.18
Manchester Twp.	87,000.00	87,000.00
Manifolking Boro.	12,000.00	12,000.00
Ocean Twp.
Ocean Gate Boro.	5,000.00	150,359.18	3,000.00	15,000.00	173,359.18
Plum Beach Boro.	107,224.95	107,224.95
Planned Twp.	47,400.00	47,400.00
Point Pleasant Boro.	535,000.00	124,000.00	17,300.00	676,300.00
Point Pleasant Beach Boro.	11,000.00	355,000.00	116,000.00	482,000.00
Seaside Heights Boro.	241,375.00	392,601.98	330,400.00	982,376.98
Seaside Park Boro.	91,300.00	358,792.77	298,500.00	748,792.77
Ship Bottom Beach Boro.	70,000.00	66,340.70	51,000.00	187,340.70
South Toms River Boro.	43,185.75	43,185.75
Stafford Twp.	20,000.00	133,037.05	10,000.00	163,037.05
Surf City Boro.	76,216.08	46,000.00	122,216.08
Tuckerton Boro.	1,000.00	36,000.00	37,000.00
Union Twp.	9,300.00	75,000.00	84,300.00
Total Municipal County	\$1,743,475.00	\$18,000.00	\$7,677,618.80	\$1,136,400.00	\$174,300.00	\$10,749,793.80
						\$739,000.00

PASSAIC COUNTY

Capital Debt Outstanding in Passaic County at December 31, 1956

PASSAIC COUNTY	BONDS				NOTES General Assessment Utility	Total
	Municipal	Assessment	School	Utility		
Bloomingtondale Boro.	\$65,500.00	\$6,000.00	\$75,000.00	\$146,500.00
Clifton City	3,199,000.00	\$220,000.00	5,242,000.00	\$4,048,000.00	1,355,250.00	14,014,250.00
Haledon Boro.	214,000.00	41,000.00	15,000.00	270,000.00
Hawthorne Boro.	744,000.00	1,056,000.00	8,600.00	1,804,600.00
Little Falls Twp.	238,500.00	1,189,702.40	89,750.00	1,517,952.40
North Haledon Boro.	251,000.00	251,000.00
Passaic City	2,892,500.00	4,403,000.00	5,269,000.00	12,564,500.00
Paterson City	8,086,820.12	11,000.00	5,919,000.00	7,541,000.00	150,000.00	21,707,820.12
Pompton Lakes Boro.	336,000.00	953,000.00	184,000.00	35,500.00	1,508,500.00
Prospect Park Boro.	3,000.00	3,000.00
Ringwood Boro.	144,000.00	144,000.00
Totowa Boro.	26,500.00	1,050,606.80	276,849.37	1,353,956.17
Wanaque Boro.	51,000.00	362,500.00	82,000.00	12,060.00	607,500.00
Wayne Twp.	27,697.82	4,302.18	3,244,000.00	525,000.00	202,000.00	4,003,000.00
West Millford Twp.
West Paterson Boro.	70,000.00	306,373.40	160,969.02	537,342.42
Total Municipal	\$15,931,517.94	\$235,302.18	\$23,079,575.80	\$18,796,606.80	\$2,360,918.39	\$60,423,921.11
County	\$6,082,000.00

SALEM COUNTY

Capital Debt Outstanding in Salem County at December 31, 1956

SALEM COUNTY	BONDS				NOTES General Assessment Utility	Total
	Municipal	Assessment	School	Utility		
Alloway Twp.
Elmer Boro.
Elsinboro Twp.	\$50,000.00	\$50,000.00
Lower Alloway Creek Twp.
Lower Penns Neck Twp.	1,780,000.00	1,780,000.00
Mannington Twp.	169,000.00	169,000.00
Oldmans Twp.	115,000.00	115,000.00
Penns Grove Boro.	306,304.36	\$16,641.85	322,946.21
Pittsgrove Twp.	84,018.00	84,018.00
Pittsgrove Twp.	\$7,500.00	150,000.00	12,000.00	169,500.00
Quinton Twp.	85,600.00	85,600.00
Salem City.	3,000.00	831,000.00	1,052,000.00
Upper Penns Neck Twp.	543,390.50	543,390.50
Upper Pittsgrove Twp.
Woodstown Boro.	4,000.00	116,982.00	120,982.00
Total Municipal	\$14,500.00	\$4,231,294.86	\$28,641.85	\$4,492,436.71
County	\$218,000.00

SOMERSET COUNTY

Capital Debt Outstanding in Somerset County at December 31, 1956

SOMERSET COUNTY	BONDS				NOTES General Assessment Utility	Total	
	Municipal		School				Utility
	Municipal	Assessment	School	Assessment			
Bedminster Twp.	\$993,000.00	
Bernards Twp.	\$993,000.00	426,000.00	
Bernardsville Boro.	\$53,000.00	\$61,000.00	312,000.00	475,520.00	
Bound Brook Boro.	89,730.00	6,800.00	379,000.00	302,000.00	
Branchburg Twp.	302,000.00	
Bridgewater Twp.	1,327,000.00	1,327,000.00	
Far Hills Boro.	
Franklin Twp.	473,000.00	830,000.00	
Green Brook Twp.	169,000.00	\$357,000.00	169,000.00	
Hillsborough Twp.	801,000.00	801,000.00	
Mauville Boro.	108,000.00	260,000.00	1,440,000.00	\$89,500.00	2,186,500.00	
Millstone Boro.	
Montgomery Twp.	270,000.00	270,000.00	
North Plainfield Boro.	280,500.00	82,000.00	1,255,000.00	1,617,500.00	
Pearack-Gladstone Boro.	154,000.00	154,000.00	
Raritan Boro.	67,000.00	262,613.00	333,613.00	
Rocky Hill Boro.	3,000.00	4,000.00	14,000.00	
Somerville Boro.	479,000.00	1,254,000.00	11,000.00	1,733,000.00	
South Bound Brook Boro.	25,500.00	255,000.00	287,500.00	
Warren Twp.	246,000.00	7,000.00	246,000.00	
Watchung Boro.	301,000.00	301,000.00	
Total Municipal	\$1,102,730.00	\$409,800.00	\$10,196,613.00	\$657,000.00	\$100,500.00	\$12,466,633.00	
County	\$1,739,000.00	

SUSSEX COUNTY

Capital Debt Outstanding in Sussex County at December 31, 1956

SUSSEX COUNTY	BONDS				NOTES General Assessment Utility	Total
	Municipal	Assessment	School	Utility		
Andover Boro.			\$102,324.00	\$12,800.00	\$115,124.00
Andover Twp.			370,675.91		370,675.91
Branchville Boro.			62,000.00	10,000.00	72,000.00
Byram Twp.			105,000.00		105,000.00
Frankford Twp.			245,000.00		245,000.00
Franklin Boro.
Fredon Twp.			36,000.00		36,000.00
Green Twp.			20,000.00		20,000.00
Hanburg Boro.				31,300.00	31,300.00
Hampton Twp.
Hardyston Twp.
Hopatcong Boro.			358,000.00		358,000.00
Lafayette Twp.			83,000.00		83,000.00
Montague Twp.			69,000.00		69,000.00
Newton Town.	\$73,000.00		1,034,600.00	176,000.00	1,283,600.00
Ogdensburg Boro.
Sandyton Twp.			31,801.00		31,801.00
Sparta Twp.			304,000.00		\$70,000.00	374,000.00
Stanhope Boro.	5,000.00		92,000.00		97,000.00
Stillwater Twp.			81,000.00		81,000.00
Sussex Boro.			75,000.00		84,285.00	159,285.00
Vernon Twp.
Walpack Twp.			17,199.00		17,199.00
Wantage Twp.			169,000.00		169,000.00
Total Municipal County	\$78,000.00		\$3,255,599.91	\$230,300.00	\$154,285.00	\$3,718,184.91

UNION COUNTY

Capital Debt Outstanding in Union County at December 31, 1956

UNION COUNTY	BONDS				NOTES General Assessment Utility	Total
	Municipal		School	Utility		
	Assessment	Utility				
Berkeley Heights Twp.	\$257,000.00	\$225,000.00	\$1,489,401.30	\$2,101,401.30
Clark Twp.	12,000.00	1,621,284.98	1,633,284.98
Cranford Twp.	192,000.00	3,284,000.00	3,476,000.00
Elizabeth City	3,917,000.00	2,840,000.00	\$1,581,000.00	11,261,140.00
Fanwood Boro.	33,300.00	1,425.00	1,039,814.40	31,825.00	1,106,364.40
Garwood Boro.	298,154.27	298,154.27
Hillside Twp.	1,295,000.00	1,244,000.00	2,539,000.00
Kenilworth Boro.	635,000.00	1,139,064.00	1,774,064.00
Linden City	3,959,000.00	290,000.00	5,559,000.00	400.00	9,809,300.00
Mountainside Boro.	401,000.00	117,000.00	1,420,530.66	200,000.00	2,138,530.66
New Providence Boro.	215,000.00	510,000.00	725,000.00
Plainfield City	2,478,000.00	3,309,000.00	365,773.85	6,152,773.85
Rahway City	640,000.00	118,000.00	2,238,000.00	318,000.00	3,661,642.80
Roselle Boro.	72,000.00	2,837,500.00	2,909,500.00
Roselle Park Boro.	134,000.00	413,500.00	28,000.00	575,500.00
Scotch Plains Twp.	237,000.00	115,000.00	2,454,185.60	2,806,185.60
Springfield Twp.	2,127,732.89	6,063.35	2,133,796.24
Summit City	287,000.00	2,750,000.00	278,713.58	3,415,713.58
Union Twp.	2,137,000.00	127,000.00	5,144,000.00	59,475.00	7,467,475.00
Westfield Town	465,000.00	4,163,000.00	199,867.85	4,827,867.85
Winfield Twp.
Total Municipal	\$17,194,300.00	\$1,063,425.00	\$45,883,968.10	\$2,199,000.00	\$4,257,774.26	\$70,628,467.36
County	\$6,918,000.00

WARREN COUNTY

Capital Debt Outstanding in Warren County at December 31, 1956

WARREN COUNTY	BONDS				NOTES General Assessment Utility	Total
	Municipal	Assessment	School	Utility		
Allamuchy Twp.
Alpha Boro.
Belvidere Town.	\$83,000.00	\$1,870.00	\$3,000.00
Blairstown Twp.	91,300.00	94,870.00
Franklin Twp.	91,500.00
Fringhuyesen Twp.	116,000.00	116,000.00
Greenwich Twp.	160,000.00
Hackettstown Town.	48,000.00	60,175.75	268,175.75
Hardwick Twp.
Harmony Twp.	132,000.00	132,000.00
Hope Twp.
Independence Twp.	5,500.00	5,500.00
Knowlton Twp.	56,000.00	56,000.00
Liberty Twp.
Lopatcong Twp.
Mansfield Twp.
Oxford Twp.	28,000.00	28,000.00
Pahquarry Twp.
Phillipsburg Town.	287,000.00	1,365,000.00
Phanatcong Twp.	301,000.00	301,000.00
Washington Boro.	157,000.00	716,000.00	873,000.00
Washington Twp.	211,000.00	211,000.00
White Twp.	159,000.00	159,000.00
Total Municipal County	\$1,235,000.00	\$2,356,000.00	\$51,000.00	\$62,045.75	\$3,704,045.75
						\$299,000.00

TABLE 9
STATEMENT OF MUNICIPALLY OPERATED UTILITIES FOR THE YEAR 1956

MUNICIPALITY	TYPE OF UTILITY	Total Expenditures and Required Payments for 1956	Operating Costs	DEBT SERVICE			Deferred Charges and Emergencies	Surplus to Municipal Operations	Total Receipts and Revenues Realized in 1956	Surplus	Rents	Receipts from Municipal Budget for Services Rendered Municipality	Miscellaneous	Deficit from 1956 Tax Levy
				Principal Payments	Interest Payments	Capital Improvements								
Allendale Boro.	Water	\$32,000.00	\$22,450.00		\$1,300.00	\$2,000.00	\$250.00	\$6,000.00	\$34,056.23	\$3,000.00	\$20,433.64	\$5,000.00	\$5,622.59	
Allenhurst Boro.	Water and Sewer Joint	27,082.50	22,337.98	\$2,000.00	388.87	2,220.26	137.59		29,590.51	5,396.67	21,049.74	2,790.00	354.10	
Allentown Boro.	Water	16,890.33	11,500.00	1,000.00	565.33	3,700.00	125.00		16,854.53	5.95	10,622.04	1,500.00		\$4,728.54
Alpha Boro.	Water	13,734.17	11,000.00	1,000.00	134.17	1,500.00	100.00		17,171.20	2,200.00	14,971.20			
Andover Boro.	Water	5,580.69	3,000.00	800.00	609.00	1,120.00	57.69		5,854.52		4,354.52	1,500.00		
Asbury Park City	Water	140,525.00	82,800.00			8,000.00	15,000.00	34,725.00	140,042.62	21,000.00	117,125.77		1,916.85	
	Beachfront	542,000.00	307,000.00			125,000.00	10,000.00	100,000.00	521,604.69	13,000.00	478,468.91		32,135.78	
Atlantic City—City	Water	562,225.43	306,525.43			109,000.00	31,000.00	115,700.00	865,287.80	259,730.00	567,649.91		37,907.89	
Atlantic Highlands Boro.	Water	35,703.25	27,322.50	6,150.00	478.75	500.00	1,252.00		44,158.05		38,735.57	4,800.00	622.48	
Avalon Boro.	Water	80,207.16	30,100.00	4,000.00	1,707.16	5,000.00	39,400.00		69,475.84	18,813.20	21,729.69	3,750.00	782.95	24,400.00
Avon-by-the-Sea Boro.	Water	29,579.15	18,000.00	4,000.00	979.15	5,500.00	1,100.00		33,551.07	1,900.00	29,818.21	1,175.00	867.86	
Barnegat Light Boro.	Water	21,827.93	5,900.00	5,000.00	2,986.25	5,000.00	2,941.68		19,612.10	3,749.57	10,928.53	2,025.00	2,809.00	
Bayonne City	Water	1,808,349.66	976,500.00	173,000.00	407,998.55	15,000.00	235,853.11		1,799,034.02		1,448,075.00	38,000.00	18,609.38	294,349.66
Beach Haven Boro.	Water	39,140.00	28,000.00	4,000.00	1,140.00	6,000.00			43,507.75		37,507.75	6,000.00		
	Sewer	22,737.50	16,000.00	500.00	237.50	6,000.00			23,100.25	6,737.50	16,362.75			
Beachwood Boro.	Water	21,214.50	9,000.00	5,000.00	553.50	2,500.00	4,161.00		22,619.55	3,114.50	16,560.00	600.00	2,345.05	
Belleville Town	Water	317,452.28	238,623.04	34,000.00	8,055.00		36,774.24		297,158.19		294,331.70		2,826.49	
Bellmawr Boro.	Water	62,868.99	22,189.07	9,000.00	3,329.39	19,900.00	8,450.53		63,749.02	21,000.00	42,749.02			
	Sewer	28,481.40	20,476.98	3,000.00	1,292.82	1,900.00	46,354.94		46,354.94	10,000.00	36,354.94			
Belmar Boro.	Water and Sewer	137,525.00	85,000.00	26,000.00	3,125.00	14,200.00	9,200.00		144,348.07		141,618.31		2,729.76	
Berlin Boro.	Water	66,047.21	29,478.44	19,500.00	5,128.24	3,968.77	8,871.70		73,601.29	9,500.00	47,958.82	5,340.00	9,202.47	
Bloomfield Town	Water	559,871.65	389,300.00	40,000.00	24,621.65	85,750.00	11,200.00		577,583.51		499,203.08		78,380.46	
Bloomsbury Boro.	Water	8,700.00	3,043.12	1,750.00	856.88	3,000.00	50.00		10,815.27	2,400.00	6,945.27	1,500.00		
Bonton Town	Water	136,890.44	81,600.00	22,178.54	4,219.50	19,700.00	9,192.40		155,915.42	26,050.44	119,486.48	7,210.00	3,188.50	
Bordentown City	Water	83,195.15	49,300.00	14,500.00	5,219.32	11,375.83	2,800.00		84,225.65	11,700.00	59,288.24	2,500.00	10,737.41	
Branchville Boro.	Water	15,485.12	8,800.00	2,000.00	222.00	2,500.00	1,963.12		14,433.87		7,132.99	1,760.00	2,206.60	3,334.28
Bridgeton City	Water and Sewer Joint	204,575.39	177,790.00	61,911.00	27,758.39	11,000.00	16,116.00		287,765.95		255,077.15	10,600.00	22,088.80	
Brigantine City	Water and Sewer Joint	205,600.00	46,185.00	3,000.00	1,955.00	152,500.00	1,860.00		220,695.00	8,000.00	212,695.00			
Brielle Boro.	Water	30,548.00	15,000.00	7,500.00	1,383.36	5,500.00	1,164.64		32,651.41		23,947.79	5,000.00	3,703.62	
Brooklawn Boro.	Water	32,000.00	11,300.00			20,500.00	200.00		30,700.56	9,177.08	18,865.68		2,657.80	
Burlington City	Water	210,000.00	148,679.18	30,000.00	20,820.82	2,500.00	14,000.00		247,931.35	71,000.00	104,136.70		72,794.65	
	Sewer	87,550.00	57,981.22	2,000.00	3,540.00	17,210.00	6,818.78		89,638.02	26,000.00	63,638.02			
Burlington Twp.	Sewer	6,305.85	5,760.00				545.85		6,305.85		3,218.97		2,135.00	951.88
Butler Boro.	Water	102,900.00	52,000.00	12,000.00	1,313.78	18,647.01	10,939.21	10,000.00	136,362.21	4,000.00	94,058.92	7,448.88	30,854.41	
	Electric	440,000.00	312,000.00	18,000.00	776.00	58,407.81	20,819.12		469,156.49		448,801.69	11,494.00	8,860.80	
Caldwell Boro.	Water	60,992.42	58,256.90	1,000.00	236.25	1,296.26	203.01		67,954.72	2,500.00	63,266.32		2,188.40	
Camden City	Water	085,325.50	494,595.72	120,000.00	44,914.92	5,814.86	320,000.00		1,131,657.98	69,000.00	1,029,764.53		32,893.45	
	Sewer	1,165,194.93	323,388.65	282,500.00	283,157.50	15,000.00	261,148.78		1,323,209.54	210,000.00	1,087,588.31		25,621.23	
Cape May City	Water	79,148.17	50,350.00	8,500.00	1,734.17	17,550.00	1,014.00		82,524.95	8,648.17	71,738.83		2,137.95	
Cedar Grove Twp.	Water	126,500.00	97,000.00	7,000.00	2,000.00	20,000.00	500.00		131,803.72	31,500.00	83,053.57	11,150.00	6,100.15	
	Sewer	72,500.00	28,780.00	13,000.00	19,320.00	4,000.00	7,400.00		75,620.70	22,000.00	45,135.69		8,485.01	
Chatham Boro.	Water	102,109.94	77,085.00			19,124.94	5,900.00		116,766.69	27,060.00	81,936.69		7,770.00	
Clayton Boro.	Water	40,417.00	17,100.00	3,600.00	1,517.00	15,000.00	3,200.00		38,214.82	8,617.00	25,907.04	3,000.00	690.78	
Clementon Boro.	Water	97,047.75	39,024.82	10,000.00	4,876.26	19,356.12	23,790.55		96,666.52	33,240.55	53,198.34	1,375.00	8,852.63	
Clinton City	Water	215,899.77	186,550.00	28,000.00	10,999.77	15,000.00	4,850.00		305,633.45		272,836.67	28,208.60	4,588.18	
Clinton Town	Water	40,800.00	24,600.00	7,000.00	3,844.84	5,000.00	355.16		44,048.00	10,000.00	29,407.31	2,656.04	1,984.65	
Collingswood Boro.	Water	210,783.59	95,200.00	40,000.00	18,583.59	2,000.00	10,000.00	45,000.00	210,994.63	14,000.00	180,312.57	12,006.64	4,675.42	
	Sewer	103,034.63	73,000.00	20,000.00	7,034.53		3,000.00		138,066.46		136,900.35		1,166.11	
Cresskill Boro.	Sewer	8,108.47	8,108.47				4,080.66		4,080.66		4,075.97		4.69	
Delaware Twp. (Camden)	Water	480.00	480.00				509.10		509.10		509.10			
	Sewer	73,500.00	43,200.00	7,000.00	16,600.00		6,700.00		88,656.57	10,000.00	52,622.81		26,033.76	
Denville Twp.	Water	109,357.32	53,500.00			51,000.00	4,857.32		114,443.27	23,357.32	81,585.95	9,500.00		
	Sewer	11,662.50	5,000.00		5,662.50	1,000.00			22,854.10	2,407.65	12,262.60		8,183.85	
Dover Town	Water	124,617.62	99,177.23	1,000.00	420.00	12,617.62	11,402.77		136,116.03		122,919.01		13,197.02	
East Brunswick Twp.	Water	128,778.70	58,000.00	5,500.00	7,749.59	44,551.89	12,977.82		122,998.84	13,700.00	82,391.45	6,400.00	20,507.39	
East Greenwich Twp.	Water	15,642.33	6,017.33			5,000.00	175.00	4,450.00	19,499.95	4,400.00	10,700.81	4,152.82	246.32	
East Newark Boro.	Water	8,900.00	8,900.00				9,380.12		9,380.12		9,380.12			
East Orange City	Water	797,204.75	493,568.92	13,000.00	5,667.91	71,819.55	213,150.37		1,044,622.65	295,198.90	695,534.80		53,888.95	
East Paterson Boro.	Water	187,293.50	152,000.00	10,000.00	3,758.50		21,535.00		173,350.97		163,429.20		9,921.77	
Edison Twp.	Water	348,200.00	239,914.00	13,000.00	1,946.00	73,000.00	20,340.00		355,347.99	40,000.00	280,559.98	18,606.00	15,988.01	
Egg Harbor City	Water and Sewer Joint	60,414.58	32,000.00	15,000.00	8,114.58	5,000.00	300.00		63,038.93		61,159.65		1,929.28	
Elizabeth City	Water	978,214.14	660,502.17	115,000.00	118,260.00	51,694.40	32,757.57		1,235,524.27	234,210.00	966,160.29		35,153.98	

TABLE 9
STATEMENT OF MUNICIPALLY OPERATED UTILITIES FOR THE YEAR 1956—Continued

MUNICIPALITY	TYPE OF UTILITY	Total Expenditures and Required Payments for 1956	Operating Costs	DEBT SERVICE			Deferred Charges and Emergencies	Surplus to Municipal Operations	Total Receipts and Revenues Realized in 1956	Surplus	Receipts from Municipal Budget for Services Rendered Municipality			Deficit from 1956 Tax Levy
				Principal Payments	Interest Payments	Capital Improvements					Rents	Miscellaneous		
Emerson Boro.	Sewer	\$2,000.00	\$2,000.00											
Englewood City	Sewer	240,006.35	198,673.35	\$30,000.00	\$879.00		\$3,443.00	\$249,927.01	\$16,000.00	\$200,315.64			\$33,611.37	
Essex Fells Boro.	Water	207,593.15	139,103.91	25,750.00	9,767.18	\$25,000.00	7,972.06	248,968.75	30,000.00	207,340.99			11,627.76	
Evesham Twp.	Water	45,000.00	4,965.00			40,000.00	35.00	5,984.45		5,356.95			627.50	
Fair Lawn Boro.	Water	339,472.66	170,656.58	32,000.00	16,018.06	68,436.44	2,361.60	\$45,604.10	10,000.00	280,653.71	\$46,000.00		8,950.39	
Farmingdale Boro.	Water	5,753.47	4,736.73	500.00	287.50		229.24	11,388.59		10,793.59			585.00	
Fieldsboro Boro.	Water	4,400.00	2,875.00			300.00	25.00	6,837.83	3,000.00	3,663.51			174.32	
Flemington Boro.	Water	45,580.00	30,430.00	10,000.00	4,950.00		200.00	49,235.78	4,000.00	44,655.78		580.00		
Florence Twp.	Water and Sewer Joint	134,121.52	79,375.00	25,000.00	6,600.00	7,000.00	9,250.00	133,320.40	18,000.00	91,465.99	12,875.00		10,979.41	
Florham Park Boro.	Water	55,146.00	26,650.00	10,000.00	1,815.00	13,015.00	3,666.00	64,760.38	13,000.00	37,397.98			4,302.42	
Franklin Twp. (Som. Co.)	Water	78,671.15	52,000.00	10,000.00	11,271.15	5,000.00	400.00	78,671.15		31,079.96	8,220.00		8,383.32	\$30,985.87
Freehold Boro.	Water and Sewer Joint	132,778.27	90,854.99	9,489.20	2,643.50	20,000.00	9,790.58	141,525.29	7,314.56	121,520.14	5,000.00		7,690.59	
Garfield City	Water	262,459.06	196,400.00	9,000.00	3,400.00	9,350.00	18,509.06	293,188.36	22,009.06	258,342.80	12,000.00		836.50	
Glassboro Boro.	Water	70,698.00	39,500.00	3,000.00	4,380.00	22,000.00	1,818.00	81,417.18	14,820.00	62,797.18		3,800.00		
Glen Ridge Boro.	Water	44,412.50	44,412.50	7,000.00	3,667.50	17,617.74		93,947.12	14,000.00	68,749.68			11,197.44	
Gloucester City—City	Water	108,585.41	93,532.35	5,000.00	2,202.29	6,000.00	1,850.77	107,003.07	5,000.00	78,032.99	22,050.00		1,890.08	
Greenwich Twp. (Glou. Co.)	Water	52,290.52	22,000.00	3,000.00	1,875.00	25,000.00	415.52	57,149.97		16,153.76	12,700.00			18,296.21
Hackettstown Town	Water	50,600.00	29,075.00	2,000.00	1,225.00	17,900.00	400.00	51,441.65	10,000.00	35,691.65	4,000.00		1,750.00	
Haddon Twp.	Water	99,989.53	35,116.40	15,000.00	6,823.13	42,000.00	1,050.00	100,613.44	4,550.00	80,841.92	8,400.00		6,851.52	
Haddonfield Boro.	Sewer	114,825.62	60,000.00	17,000.00	4,925.62	30,000.00	2,900.00	109,502.21	24,000.00	136,792.42			8,709.79	
	Water	78,051.10	71,143.28		345.00	5,750.00	812.82	90,073.58		90,073.58				
	Sewer	66,155.48	50,702.96	9,000.00	776.00	5,000.00	676.52	72,672.73		72,672.73				
Haledon Boro.	Water	98,000.00	63,000.00	3,000.00	1,135.00	15,000.00	7,787.34	103,962.15		79,411.88	8,197.56		16,352.71	
Hamburg Boro.	Water	16,680.00	6,200.00	3,000.00	1,980.00	1,500.00	4,000.00	17,369.58		15,019.58	2,350.00			
Hamilton Twp. (Atlantic Co.)	Water	25,000.00	16,128.87	1,000.00	407.50	7,000.00	463.63	22,697.29	4,200.00	15,913.29	2,000.00		584.00	
Hammoncton Town	Water	69,381.09	42,000.00	13,088.04	4,047.01	9,048.04	1,200.00	75,540.70	8,800.51	62,039.17			4,701.02	
	Sewer	33,448.85	28,315.39	3,000.00	573.85	1,000.00	559.61	36,274.61		31,202.61			710.98	
Harrison Town	Water	300,000.00	274,450.00		500.00	18,000.00	7,050.00	352,776.76		345,064.39	7,500.00		222.37	
Harvey Cedars Boro.	Water	26,552.12	9,181.58		454.61	16,806.95	108.98	31,762.24	15,000.00	14,245.31	1,800.00		716.93	
Hawthorne Boro.	Water	200,830.94	103,895.84	7,000.00	1,148.44	67,104.16	1,200.00	220,933.96	29,000.00	172,399.71	7,000.00		12,554.25	
High Bridge Boro.	Water	21,700.00	7,500.00			14,000.00	200.00	23,622.44		13,700.00				
Highland Park Boro.	Water	119,524.90	88,000.00	15,000.00	5,364.90	10,000.00	1,160.00	176,977.00	20,000.00	145,321.72	6,900.00		4,855.28	
Highlands Boro.	Water and Sewer Joint	68,150.00	42,381.28	5,500.00	2,750.20	1,318.72	6,199.80	63,415.68	5,000.00	58,765.68			1,650.00	
Hightstown Boro.	Water and Sewer Joint	72,017.08	62,293.28	6,422.34	1,725.00	653.80	922.66	73,555.92		68,985.27	3,000.00		1,570.65	
Hoboken City	Water	571,950.00	490,404.87			10,900.00	71,545.13	569,915.30	61,950.00	507,965.30				
Ho-Ho-Kus Boro.	Water	50,088.01	27,000.00	10,000.00	5,820.00	7,000.00	268.01	49,186.64	5,418.01	36,433.97	4,950.00		2,384.66	
Hopewell Boro.	Water	12,075.00	8,000.00			4,000.00	75.00	15,384.26		14,384.26		1,000.00		
Island Heights Boro.	Water	17,500.00	9,446.46	2,000.00	353.54	4,000.00	1,700.00	17,586.35	2,800.00	13,821.07	700.00		265.28	
Jersey City—City	Water	2,672,323.66	1,695,686.00	410,000.00	469,137.66	52,500.00	45,000.00	2,932,996.02		2,831,034.66	75,000.00		46,961.36	
Keansburg Boro.	Water	77,571.26	50,400.00	10,000.00	5,521.26	11,000.00	650.00	78,663.52	4,000.00	72,635.63			2,027.89	
	Sewer	66,771.76	38,000.00	14,000.00	8,756.34		6,015.42	66,771.76		41,399.80			1,741.07	23,630.89
Kearny Town	Water	714,954.15	287,317.43	267,000.00	110,461.93	28,839.84	21,334.95	802,836.67	100,000.00	637,836.60			65,000.07	
Keyport Boro.	Water	77,347.38	63,500.00	8,300.00	3,447.38	1,500.00	600.00	78,426.59	9,347.38	66,435.65			2,643.58	
Lakehurst Boro.	Water and Sewer Joint	31,884.15	11,332.91	2,000.00	983.33	5,167.09	14,400.82	27,113.19	9,000.00	18,113.19				
Lavallette Boro.	Water	54,000.00	24,700.00	8,000.00	646.00	20,000.00	654.00	56,355.68		53,955.68	2,400.00			
	Electric	82,000.00	71,300.00			10,000.00	700.00	94,314.52		91,314.52	3,000.00			
Livingston Twp.	Water	245,000.00	124,639.00	53,160.25	11,883.50	54,517.25	800.00	356,426.84	130,000.00	186,531.09	25,000.00		14,895.75	
Lodi Boro.	Water	199,000.00	106,900.00	25,000.00	11,341.04	10,000.00	10,220.50	210,849.15	10,000.00	164,636.25	30,000.00		6,212.90	
Long Beach Twp.	Water	6,240.75	690.75			4,863.35	686.65	3,555.07		2,794.40			760.67	
Lower Penns Neck Twp.	Water	175,150.72	26,702.34			148,173.38	275.00	83,198.38		32,891.25	6,860.00		4,375.00	39,072.13
Lyndhurst Twp.	Water	131,700.00	91,000.00			6,000.00	700.00	162,003.77	27,000.00	123,461.63	7,500.00		4,042.14	
Madison Boro.	Water	115,010.08	55,432.00	15,000.00	3,609.39	36,347.69	2,221.00	138,660.32		132,032.54			6,627.78	
	Electric	446,108.97	318,365.24	22,000.00	8,048.00	37,578.55	10,117.18	584,981.73		584,984.73				
Mahwah Twp.	Water	89,325.35	39,597.60	16,000.00	7,125.35	19,000.00	7,602.40	88,327.44	11,694.16	57,428.15	2,550.00		8,220.00	8,435.13
Manasquan Boro.	Water	54,433.34	38,340.31	9,757.50	3,835.53	2,500.00		65,400.93	10,247.65	54,072.82			1,080.46	
	Sewer	23,615.81	14,116.64	4,979.60	1,482.17	3,037.40		27,618.56	9,500.00	18,052.91			60.65	
Manville Boro.	Water	80,250.58	38,900.00	21,000.00	10,750.58	8,500.00	1,100.00	94,610.20	9,000.00	62,007.88	10,000.00		13,602.32	
Maple Shade Twp.	Water	123,300.00	49,300.00	15,000.00	1,400.00	5,550.00	23,650.00	139,673.60	21,800.00	101,501.97	9,000.00		7,371.63	
	Sewer	35,000.00	28,500.00		550.00		450.00	45,944.81	7,000.00	35,922.82			3,021.99	
Matawan Boro.	Water	50,623.04	33,250.00	4,000.00	642.80	8,700.00	4,030.24	56,270.71	7,348.04	48,253.17	126.00		513.50	
	Sewer	12,655.00	7,860.00	3,000.00	495.00	500.00	800.00	12,955.68	3,655.00	9,300.68				
Matawan Twp.	Water	36,385.17	26,900.00	5,000.00	1,405.17		3,050.00	36,872.02	1,788.91	28,872.32			6,212.79	

TABLE 9
STATEMENT OF MUNICIPALLY OPERATED UTILITIES FOR THE YEAR 1956—Continued

MUNICIPALITY	TYPE OF UTILITY	Total Expenditures and Required Payments for 1956	Operating Costs	DEBT SERVICE				Surplus to Municipal Operations	Total Receipts and Revenues Realized in 1956	Surplus	Rents	Receipts from Municipal Budget for Services Rendered Municipality	Miscellaneous	Deficit from 1956 Tax Levy
				Principal Payments	Interest Payments	Capital Improvements	Deferred Charges and Emergencies							
Mendham Boro.	Water	\$29,957.51	\$18,811.97	\$5,000.00	\$1,758.75	\$2,000.00	\$2,386.79	\$11,498.88	\$10,305.54	\$26,490.28	\$2,000.00	\$2,703.06		
Milford Boro.	Water	13,110.28	10,000.00				210.28	14,033.40		11,983.40	2,050.00			
Milltown Boro.	Water	50,914.37	35,653.32	1,000.00	113.75	11,716.05	2,429.25	50,649.52	2,104.25	44,811.85		3,733.42		
Millville City	Electric	238,423.18	158,200.00				39,023.93	257,090.81		254,507.38		2,583.43		
	Water	181,431.33	135,363.19	18,000.00	9,026.24	13,086.81	5,955.09	200,987.73	10,611.36	155,407.62	30,468.75	4,500.00		
	Airport	53,722.22	38,254.68		19.07		7,297.05	51,132.57	1,965.03	35,514.31		13,653.23		
Monroe Twp. (Gloucester Co.)	Water	26,400.00	24,021.80	2,000.00	64.17		314.03	25,941.71		23,940.14	2,000.00		\$1.57	
Montclair Town	Water	480,798.89	271,805.16	145,000.00	50,340.25		13,653.48	505,605.35		461,467.74	40,000.00	4,137.61		
Montvale Boro.	Water	16,101.55	12,945.66			2,560.25	595.64	18,760.70	3,341.30	13,134.16		2,281.24		
Moorestown Twp	Water	130,000.00	69,516.87	4,000.00	1,310.00	40,000.00	5,173.13	126,878.43	15,500.00	101,289.81	8,873.00	1,215.62		
	Sewer	85,000.00	36,993.91	21,579.61	7,926.26	16,000.00	2,500.22	92,029.54	20,550.00	71,092.61		386.93		
Morristown Town	Water	463,421.52	219,409.10	122,000.00	53,147.92	58,000.00	10,867.50	501,565.72	1,589.47	414,802.90	48,649.94	36,523.41		
	Airport	74,056.64	65,397.00	7,000.00	205.00	1,000.00	454.64	78,712.74	1,056.64	37,787.52		39,898.58		
Mountain Lakes Boro.	Water	57,300.00	29,950.00	2,000.00	1,300.00	23,700.00	350.00	59,801.82	14,700.00	37,892.54	5,600.00	1,609.28		
Mount Ephraim Boro.	Water	56,918.94	35,500.00			1,118.94	5,300.00	61,208.83	17,000.00	38,453.91	4,500.00	1,254.92		
National Park Boro.	Water	32,246.81	9,000.00		1,065.63	11,850.00	331.21	30,140.86	6,009.21	16,602.09	4,532.00	2,997.56		
Neptune Twp.	Sewer	44,300.00	29,440.00			14,000.00	860.00	43,217.60		42,868.77		348.83		
Neptune City Boro.	Sewer	9,518.77	6,872.61	2,000.00	546.16		100.00	15,249.18	3,800.00	11,449.18				
Nelcong Boro.	Water	28,998.90	15,542.64	6,000.00	2,159.17	5,000.00	297.09	23,163.72	4,301.81	20,861.91				
Newark City	Water	4,278,114.66	2,811,364.14	860,000.00	372,788.57	148,761.95	85,200.00	4,359,147.91		4,030,802.66		328,345.25		
New Brunswick City	Water	650,000.00	437,036.00	105,000.00	49,900.00	29,200.00	28,664.00	687,395.48		588,951.91	10,000.00	88,443.57		
Newfield Boro.	Water	9,896.67	4,800.00	3,000.00	746.67	1,200.00	150.00	10,155.60	996.67	7,512.61	1,050.00	596.32		
Newton Town	Water and Sewer Joint	126,570.05	45,000.00	9,000.00	3,266.30	59,000.00	10,303.75	132,190.72	20,498.90	87,502.65		24,189.17		
North Arlington Boro.	Water	192,000.00	76,000.00		1,000.00			103,077.95	25,000.00	93,395.02	7,000.00	2,682.93		
North Brunswick Twp.	Water	106,035.80	80,400.00	13,000.00	2,711.23	4,000.00	5,924.57	115,633.20	10,324.57	50,762.76	4,000.00	10,545.87		
North Caldwell Boro.	Water	36,050.00	24,000.00	2,000.00		8,500.00	1,550.00	42,459.16	2,250.00	31,987.63	4,100.00	4,121.53		
Nutley Town	Water	218,178.44	175,100.28	17,735.19	3,892.97	10,000.00	11,450.00	259,384.79	10,000.00	239,325.52		10,059.27		
Oakland Boro.	Water	115,788.03	39,000.00	11,000.00	7,599.00	36,000.00	16,560.77	117,835.67	25,788.03	42,151.68	10,000.00	39,895.96		
Ocean Gate Boro.	Water	23,250.00	11,700.00	3,000.00	290.00	7,150.00	1,200.00	20,755.00		17,455.00		3,300.00		
Ogdensburg Boro.	Water	10,097.45	5,700.00			4,300.00	97.45	11,646.02		5,031.01	2,794.58	3,821.33		
Orange City	Water	312,021.84	275,384.21	12,000.00	5,694.18		18,943.45	344,920.89		335,532.68		9,388.21		
Park Ridge Boro.	Water	61,535.93	30,700.00	8,000.00	5,251.66	15,800.00	1,784.27	70,784.49	14,510.93	47,932.65	3,049.00	5,291.91		
	Electric	187,321.00	145,000.00			33,000.00	3,321.00	220,171.12	6,000.00	189,850.12	4,750.00			
Parsippany-Troy Hills Twp.	Water	159,004.00	114,722.00	12,000.00	7,644.29	20,146.21	4,491.50	181,215.74	12,000.00	122,720.00	17,550.00	28,945.74		
Paterson City	P. M. C.*	349,750.00	295,800.00			33,890.27	11,059.73	356,235.39		354,885.39		1,350.00		
Paulsboro Boro.	Water	59,236.33	45,400.00	2,000.00	651.33	10,600.00	575.00	77,766.09	5,226.33	70,939.76	1,600.00			
	Sewer	50,599.07	42,000.00	1,500.00	765.00	5,000.00	1,334.07	49,377.73		44,812.91		4,564.82		
Peapack-Gladstone Boro.	Water	17,800.00	11,825.00	4,300.00		4,300.00	1,675.00	21,437.85		1,500.00	18,797.85	1,140.00		
Pemberton Boro.	Water and Sewer Joint	31,944.79	12,000.00	5,500.00	5,279.79	7,000.00	75.00	38,109.12	26,059.25	11,499.87	550.00			
	Electric	58,809.17	48,500.00	2,000.00	1,109.17	3,500.00	500.00	66,780.60	6,627.50	56,953.10	3,200.00			
Pemberton Twp.	Water and Sewer Joint	60,884.75	32,845.00	10,400.00	800.58	8,999.18	7,839.99	60,745.39	5,115.16	47,672.78		1,766.46	6,190.99	
Pennington Boro.	Water	26,185.00	12,051.79	5,500.00	1,122.25	5,919.49	1,591.47	27,389.60	2,700.00	20,841.80	3,450.00	397.20		
Peguannock Twp.	Water	115,873.85	55,000.00	6,500.00	818.13	41,456.25	12,099.47	120,764.85	22,294.38	51,673.87	16,080.00	30,716.60		
Perth Amboy City	Water	683,785.30	364,524.04	117,000.00	19,271.70	37,989.56	45,000.00	714,744.16	85,000.00	600,749.16	28,995.00			
Pitman Boro.	Water	71,000.00	25,295.21	8,500.00	1,758.96	20,000.00	15,445.83	75,496.18	20,000.00	53,157.87		2,338.31		
	Sewer	35,000.00	19,575.00			15,000.00	425.00	41,836.82	8,000.00	32,208.00		1,628.82		
Pleasantville City	Sewer	45,492.17	42,200.00	2,000.00	292.17	500.00	500.00	49,374.02		49,374.02				
Point Pleasant Boro.	Water	94,893.83	37,257.17	22,000.00	5,007.76	15,200.00	15,428.40	99,634.12	20,500.00	58,621.86	5,750.00	14,762.26		
Point Pleasant Beach Boro.	Water and Sewer Joint	96,950.00	55,000.00	10,000.00	6,383.33	20,000.00	1,916.67	100,377.46	8,000.00	85,036.21	5,087.50	2,253.75		
Pompton Lakes Boro.	Water	102,420.00	61,894.31	14,495.45	5,101.75	20,392.80	535.69	107,801.77	9,000.00	74,409.36	8,320.00	16,072.41		
Rahway City	Water	404,012.00	236,370.00	43,000.00	9,652.44	52,689.56	62,300.00	393,345.24	25,000.00	354,104.63		14,240.61		
Ramsey Boro.	Water	89,550.00	52,800.00		1,750.00	25,000.00		102,065.93	21,550.00	58,896.97	8,300.00	13,318.96		
Red Bank Boro.	Water and Sewer Joint	194,340.00	125,700.00	16,000.00	8,452.83	27,500.00	18,687.17	230,222.75	15,000.00	211,721.49	140.00	3,361.26		
Ridgewood Twp.	Water	632,323.42	281,500.00	53,000.00	42,981.02	235,000.00	19,842.40	674,152.17	65,000.00	516,873.57	32,891.25	59,387.35		
Riverdale Boro.	Water	25,071.50	15,150.00	2,000.00	401.50	7,000.00	520.00	27,086.79	4,966.44	17,793.15	425.00	3,902.20		
Rockaway Boro.	Water	48,499.78	22,500.00	10,000.00	3,889.78	10,000.00	2,110.00	76,207.64	4,849.78	59,481.20	9,500.00	2,376.66		
Rocky Hill Boro.	Water	5,985.00	2,600.00	1,000.00	470.00	600.00	15.00	6,099.66	485.00	4,614.66	1,000.00			

* Plant Management Commission.

TABLE 9
STATEMENT OF MUNICIPALLY OPERATED UTILITIES FOR THE YEAR 1956—Continued

MUNICIPALITY	TYPE OF UTILITY	Total Expenditures and Required Payments for 1956	Operating Costs	DEBT SERVICE			Deferred Charges and Emergencies	Surplus Municipal Operations	Total Receipts and Revenues Realized in 1956	Surplus	Receipts from Municipal Budget for Services Rendered Municipality		Deficit from 1956 Tax Levy
				Principal Payments	Interest Payments	Capital Improvements					Rents	Miscellaneous	
Roosevelt Boro.	Water	\$9,400.00	\$8,100.00			\$1,000.00	\$300.00	\$9,888.97		\$9,888.97			
	Sewer	7,900.00	6,600.00			1,000.00	300.00	8,514.12		8,514.12			
Roseland Boro.	Water	33,050.05	26,360.46	\$1,000.00	\$124.69	5,414.90	150.00	34,474.82	\$7,374.69	19,458.30	\$2,500.00	\$5,141.83	
Saddle Brook Twp.	Water	103,820.87	82,000.00	11,000.00	4,864.68	5,000.00	956.19	106,820.87		82,606.54	6,000.00	2,405.11	
Salem City	Water and Sewer Joint	165,000.00	82,930.83	16,000.00	5,069.17	15,000.00	6,000.00	190,734.52	40,000.00	140,734.52			
Sayreville Boro.	Water	242,344.05	155,000.00	27,000.00	6,749.95	52,000.00	1,595.00	255,671.78	41,000.00	181,891.26	13,237.50	19,543.02	
Sea Girt Boro.	Water	28,821.23	22,105.32	4,000.00	1,043.16	1,000.00	672.75	31,956.95	2,921.23	22,245.72	5,400.00	1,390.00	
Sea Isle City—City	Water and Sewer Joint	58,562.32	35,458.16	13,590.95	2,193.33	4,983.39	2,336.49	64,438.40	2,336.49	55,839.92	1,500.00	4,761.99	
Seaside Heights Boro.	Water	89,850.96	48,174.93	23,500.00	10,225.07		7,450.96	79,237.32	6,000.00	55,543.38	2,555.87	7,138.07	
	Electric	174,535.31	116,000.00	7,000.00	974.08		18,339.90	174,181.57	17,100.00	153,652.07	3,000.00	429.50	
Seaside Park Boro.	Water and Sewer Joint	85,153.09	48,000.00	21,000.00	9,653.09	5,500.00	1,000.00	87,754.75		81,488.75	1,500.00	1,766.00	
Ship Bottom Boro.	Water	35,412.68	17,600.00	7,000.00	2,424.37	8,116.89	271.32	35,662.67		27,418.49	7,125.00	1,119.18	
Somerdale Boro.	Sewer	36,987.50	19,500.00	3,000.00	1,237.50	13,000.00	250.00	60,437.17	0,000.00	32,616.53		18,830.64	
South Amboy City	Water	109,613.01	92,925.55	11,000.00	2,278.02		3,406.44	110,953.10	2,855.84	101,087.26	7,010.00		
South Belmar Boro.	Water	26,250.00	26,000.00		50.00		200.00	33,492.42		31,403.54		2,088.88	
South Orange Village	Water	221,775.00	139,450.00	53,000.00	21,525.00	5,000.00	2,800.00	247,875.18	21,000.00	201,343.27	25,000.00	331.91	
South River Boro.	Water	101,092.66	33,080.01	9,000.00	8,272.50	5,286.33	1,453.82	121,205.03	30,242.54	85,412.49	5,550.00		
	Electric	535,178.51	282,384.79	23,000.00	10,148.83	123,791.43	15,853.46	541,826.52	51,096.27	478,326.89	12,403.36		
	Sewer	55,601.36	52,292.46				3,208.90	62,164.38		57,000.00		601.71	
Spotswood Boro.	Water	32,294.01	20,307.51	5,500.00	878.50		5,550.00	31,029.35	2,791.01	21,633.63		6,000.00	
Spring Lake Boro.	Water	64,612.50	50,000.00	9,000.00	112.50	2,500.00	3,000.00	72,915.71	7,112.50	57,236.77	14,000.00	566.44	
Spring Lake Heights Boro.	Water	35,627.05	16,296.00	6,000.00	2,604.00	8,600.00	2,127.05	39,394.20	5,500.00	33,894.20			
	Sewer	585.00	585.00					675.00		600.00			
Stanhope Boro.	Water	18,890.86	9,470.00	1,000.00	37.17	8,000.00	383.69	21,149.80	4,103.95	15,758.94	670.00	616.91	
Stockton Boro.	Water	8,086.79	2,476.14			1,000.00	1,135.65	6,925.61	1,475.00	4,139.36		1,135.65	
Stone Harbor Boro.	Water	26,998.39	21,823.14			5,175.25		46,146.75	9,400.00	33,888.92	1,600.00	1,257.83	
Surf City Boro.	Water	30,138.32	16,546.00	5,500.00	1,457.50	6,073.23	561.59	40,889.08	5,319.09	30,600.11	2,350.00	2,819.88	
Sussex Boro.	Water and Sewer Joint	26,890.47	9,086.54	4,000.00	1,489.20	9,982.21	2,332.52	19,434.67		19,434.67			
Swedesboro Boro.	Water	21,004.55	10,913.36	1,500.00	443.75	10,947.44	200.00	24,833.93	6,000.00	17,433.93	1,400.00		
	Sewer	21,389.91	9,419.71	7,000.00	5,212.83		2,757.37	25,172.09		4,048.54		2,912.79	
Totowa Boro.	Water	93,230.00	41,450.00	23,000.00	2,000.00	10,000.00	1,780.00	109,595.34	28,130.00	72,517.05	2,100.00	6,848.29	
Trenton City	Water	1,575,817.58	1,067,744.26	188,000.00	92,641.01	66,504.65	73,927.66	1,577,288.68		1,415,890.69	20,020.00	141,377.99	
Union Beach Boro.	Water	39,050.60	31,100.00			2,500.00		50,998.81		39,886.57	5,250.00	5,862.24	
Verona Boro.	Water	167,700.00	126,900.00		2,000.00	38,000.00	800.00	179,684.49	40,000.00	128,259.14	2,500.00	8,925.35	
Vineland Boro.	Water and Sewer Joint	255,516.78	121,076.96	14,000.00	4,884.79	108,582.71	6,972.32	278,671.46	85,000.00	180,513.60	6,712.50	6,445.36	
	Electric	2,045,673.18	1,245,772.53	306,000.00	107,014.25	337,248.62	49,637.78	2,253,230.96	145,000.00	2,081,932.94		26,298.02	
Waldwick Boro.	Water	72,215.00	32,490.00	12,000.00	4,660.42	22,804.58	260.00	75,593.56	8,000.00	60,063.56	4,000.00	1,530.00	
Wall Twp.	Sewer	2,000.00	2,000.00					1,937.93	600.00	1,337.93			
Wallington Boro.	Water	55,073.60	42,200.00	3,000.00	222.10	1,500.00	8,153.50	64,573.23	7,695.60	52,502.72	1,380.00	2,994.91	
Wanaque Boro.	Water	58,792.50	25,744.21	14,000.00	2,543.00	3,603.29	315.00	63,415.08	3,000.00	50,390.74	7,500.00	2,524.34	
	Sewer	16,134.58	9,657.63	3,000.00	228.60	1,200.00	2,048.35	22,882.18		22,882.18			
Wayne Twp.	Water	159,590.98	72,101.94	41,000.00	14,564.04	25,410.00	6,485.00	168,422.36	22,125.00	101,366.71	23,150.00	21,780.65	
Wenonah Boro.	Water	16,120.00	7,500.00			3,550.00	70.00	19,895.93	7,100.00	12,545.93	250.00		
	Sewer	23,150.00	4,300.00			18,800.00	50.00	22,160.00	42.00	4,107.00		18,011.00	
West Caldwell Boro.	Water	77,007.13	63,289.85	4,375.00	2,083.23	8,800.00	7,259.00	78,880.42	15,496.02	58,859.40	4,625.00		
West Cape May Boro.	Sewer	7,151.34	5,000.00	1,000.00	597.90		553.44	7,098.84		6,448.70		650.14	
West Deptford Twp.	Water	53,133.19	41,499.11			6,000.00	5,634.08	63,902.01	8,000.00	56,402.04	1,500.00		
West Paterson Boro.	Water	27,676.78	13,800.00	4,476.78	800.00	5,500.00	3,100.00	27,681.22	6,082.56	19,018.66	1,680.00	900.00	
Westville Boro.	Water	47,994.66	30,000.00		1,500.00	13,000.00	3,494.66	48,327.23	16,450.00	30,052.23	1,825.00		
West Wildwood Boro.	Water	11,340.00	8,900.00			1,200.00	100.00	12,232.61	1,900.00	8,715.24	1,300.00	317.40	
Weymouth Twp.	Water	1,500.00	1,450.00				50.00	2,051.94	800.00	1,251.04			
	Sewer	2,500.00	2,500.00					2,500.00		1,081.00		1,419.00	
Wharton Boro.	Water	38,851.72	17,317.94	9,000.00	1,685.30	6,048.48	4,800.00	37,673.22	4,112.75	28,171.22	3,400.00	1,989.25	
Wildwood City	Water	866,714.83	165,000.00	35,000.00	9,785.83	67,650.00	7,029.00	356,323.58	49,150.00	284,053.31	16,510.59	6,607.68	
Woodbridge Twp.	Water	2,300.00	2,300.00					2,181.73	36.41	2,145.32			
Woodbury City	Water	89,139.19	66,100.00	1,000.00	500.00	15,000.00	6,539.19	124,512.69		122,182.41		2,330.28	
	Sewer	80,500.00	43,700.00	17,000.00	4,000.00	13,000.00	2,800.00	94,229.67	21,000.00	73,229.67			
Woodbury Heights Boro.	Water	31,578.66	18,895.19	1,000.00	1,517.41		10,166.06	30,355.12	6,357.20	22,167.78	565.00	118.04	
	Sewer	10,342.44	5,446.70	1,000.00	3,363.83		531.91	12,522.10	2,000.00	10,455.15		66.95	
Woodstown Boro.	Water	21,613.09	14,171.35			2,411.74	2,500.00	27,751.57	8,000.00	19,751.57			
Total 1956		\$11,573,681.20	\$25,237,100.63	\$5,108,987.45	\$2,939,928.88	\$4,523,479.30	\$2,261,373.21	\$1,512,811.73	\$45,160,877.27	\$3,690,067.42	\$37,646,429.34	\$1,155,404.23	\$2,159,429.26
Total 1955		38,897,696.10	23,943,361.42	4,753,131.11	2,895,624.81	3,764,608.34	1,807,808.02	1,643,162.40	42,962,103.35	3,224,963.81	36,016,819.61	1,191,210.58	2,164,997.24
Total 1954		37,175,887.96	22,670,735.89	4,364,395.13	3,070,454.88	4,078,661.53	1,405,435.05	1,586,205.48	40,719,725.37	3,400,564.77	33,670,262.15	1,288,400.97	1,978,078.51



