



Hunterdon County Vocational School District Central Campus
2016-2017


Grade Span 09-12

19-2308-050
HUNTERDON
HUNTERDON CO VOCATIONAL
10 JUNCTION RD
FLEMINGTON, NJ 08822

The **2016-17 School Performance Reports** are designed to share school and district information collected by the New Jersey Department of Education directly with parents, educators, and communities. The Department believes that the greatest potential to improve school performance and student outcomes is through parents, educators, and community members working together. These reports seek to make that process easier by providing information that can help people to:

- **Learn more:** The School Performance Reports contain a wealth of data, going far beyond a school's test scores to include information about the staff working in a school, student discipline rates, and the sports and clubs offered.
- **Ask questions:** These reports can help start a conversation, but they cannot answer all the questions you might have about schools in your community. Use the contact information provided to engage with faculty and administrators at your schools to ask about the data you see in these reports.
- **Get involved:** Schools need help from parents and communities to help students succeed. Contact your school to find out about school board meetings or parent and community groups.

Navigating through the reports:

- Download this report to a PDF by clicking the  icon at the top of the page.
- Search for specific text or words in these reports by using the search box at the top of the page.
- The menu bar at the top of the page or the table of contents at the left of the screen can be used to move between sections of the report.
- The arrow buttons at the top left of the screen can be used to move between pages of the report.

Other Resources:

- Review the [Parent Summary Report](#) or the [district-level report](#) for this school.
- For more detailed information about the data in these reports, where it comes from, and how to use it: [Reference Guide](#) or [Interpretive Video](#).
- [Download the data](#) used in these reports.

- Want to give us feedback? Take our feedback survey: [surveylink](#)
- Questions about the reports? Contact us at reportcard@doe.nj.gov



Footnotes

1. An "*" indicates that data is not displayed to protect student privacy; "N" indicates no data is available to display.
2. ** ESSA accountability targets are only included if data is available for at least 20 students.

Note: Additional footnotes may exist within the reports specific to certain data tables. In those instances, the footnotes will be displayed below the applicable table.



Hunterdon County Vocational School District Central Campus

2016-2017

Grade Span 09-12

19-2308-050
HUNTERDON
HUNTERDON CO VOCATIONAL
10 JUNCTION RD
FLEMINGTON, NJ 08822

Enrollment Trends by Grade

This table shows the number of students enrolled by grade for the past three school years. Ungraded students are students who are "on roll" but are educated in ungraded classrooms.

Grade	2014-15	2015-16	2016-17
PK	0	0	0
KG	0	0	0
1	0	0	0
2	0	0	0
3	0	0	0
4	0	0	0
5	0	0	0
6	0	0	0
7	0	0	0
8	0	0	0
9	2	29	20
10	22	11	4
11	66	51	54
12	68	78	73
Ungraded	1	0	0
Total	158	169	151

Enrollment Trends by Student Group

This table shows the percentage of students by student group for the past three school years. Data for some student groups was not available before 2016-17.

Student Group	2014-15	2015-16	2016-17
Female	48%	46%	46%
Male	52%	54%	54%
Economically Disadvantaged Students	7%	12%	13%
Students with Disabilities	42%	40%	42%
English Learners	0%	1%	1%
Homeless Students			0%
Students in Foster Care			0%
Military-Connected Students			0%
Migrant Students			0%

Enrollment by Racial and Ethnic Group

This table shows the percentage of students by racial and ethnic group.

Racial and Ethnic Group	% of Students
White	85.0%
Hispanic	10.3%
Black or African American	2.7%
Asian	1.3%
American Indian or Alaska Native	0.0%
Native Hawaiian or Pacific Islander	0.0%
Two or More Races	0.7%

PreK and K - Full Day and Half Day

This table shows the full day and half day enrollment for Pre-Kindergarten (PK) and Kindergarten (KG) students in this school.

Grade	2014-15	2015-16	2016-17
PK - Half Day	0	0	0
PK - Full Day	0	0	0
KG - Half Day	0	0	0
KG - Full Day	0	0	0

Enrollment by Home Language

This table shows the percentage of students by primary home language. Only the top 5 languages with at least 1% of students are shown. All other students are included in Other Languages.

Home Language	% of Students
English	95.0%
Spanish	4.0%
Other	0.9%



Hunterdon County Vocational School District Central Campus
2016-2017

Grade Span 09-12

19-2308-050
HUNTERDON
HUNTERDON CO VOCATIONAL
10 JUNCTION RD
FLEMINGTON, NJ 08822

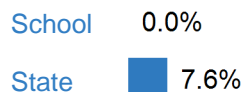
This section contains information about participation in approved **Career and Technical Education (CTE)** programs and **Structured Learning Experiences**. For more information about CTE in New Jersey, please visit <http://www.nj.gov/education/cte/>.

Career and Technical Education Participation

The chart below shows the percentage of students within the school and state who were enrolled in courses in approved Career and Technical Education (CTE) programs. Students enrolled in shared-time CTE programs in a county vocational school district are included in both the county vocational school and their sending school.

CTE Participants

(completed only one course in an approved CTE program)



CTE Concentrators

(completed two or more courses in a single approved CTE program and/or completed the entire CTE program)



Structured Learning Experiences Participation

The graph below displays the percentage of students within the school and state who participated in Structured Learning Experiences (SLEs). SLEs can include work-based learning programs, internships, apprenticeships, and service learning experiences and can be paid or unpaid.

Structured Learning Experiences



Industry-Valued Credentials Earned

This table shows the number of students that earned at least one industry-valued credential and the number of credentials earned in each Career Cluster® and overall for the 2016-17 school year. Students earning credentials in more than one Career Cluster are counted in multiple rows. Students earning multiple credentials in one Career Cluster are counted more than once in the Industry credentials total.

Career Cluster	Students with at least one credential earned	Industry credentials earned
Human Services	18	18
Manufacturing	104	104
Transportation, Distribution & Logistics	68	68
Total non-duplicated number of students**	122	
Total number of credentials earned in all clusters		190

**Students may earn credentials in more than one Career Cluster



Hunterdon County Vocational School District Central Campus
2016-2017

Grade Span 09-12

19-2308-050
HUNTERDON
HUNTERDON CO VOCATIONAL
10 JUNCTION RD
FLEMINGTON, NJ 08822

This section shows information about student absences which provides important information about a school's culture and climate. In addition, research shows that student absences impact a child's ability to succeed in school. The New Jersey Department of Education selected chronic absenteeism as its measure of school quality and student success for the *ESSA* accountability plan. **Chronic absenteeism** is defined as being absent for 10% or more of the days enrolled during the school year. A student who is not present for any reason, excused, unexcused or for disciplinary action, is considered absent unless permitted by statute or regulation.

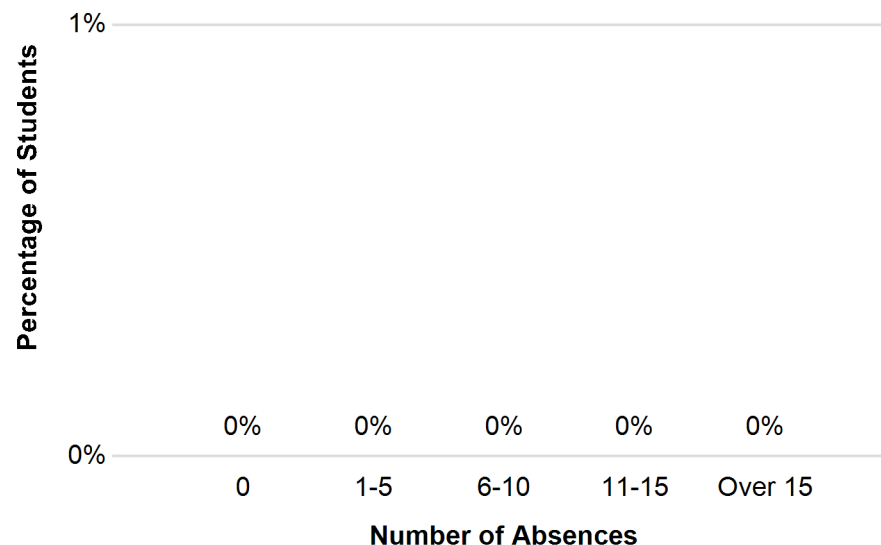
Chronic Absenteeism

This table shows the percentage of students in grades K-12 in the school and each student group who were chronically absent. This table also shows whether the school and each student group met the *ESSA* accountability targets for 2016-17.

Student Group	% Chronically Absent	2016-17 Target	Met 2016-17 Target
Schoolwide	N	N	N
White	N	N	N
Hispanic	N	N	N
Black or African American	N	N	N
Asian, Native Hawaiian, or Pacific Islander	N	N	N
American Indian or Alaska Native	N	N	N
Two or More Races	N	N	N
Economically Disadvantaged Students	N	N	N
Students with Disabilities	N	N	N
English Learners	N	N	N

Days Absent

The graph displays the percentage of K-12 students schoolwide by the number of days they were absent during the school year. An absence is defined as being 'not present' and includes both excused and unexcused absences.



** *ESSA* accountability targets are only included if data is available for at least 20 students.



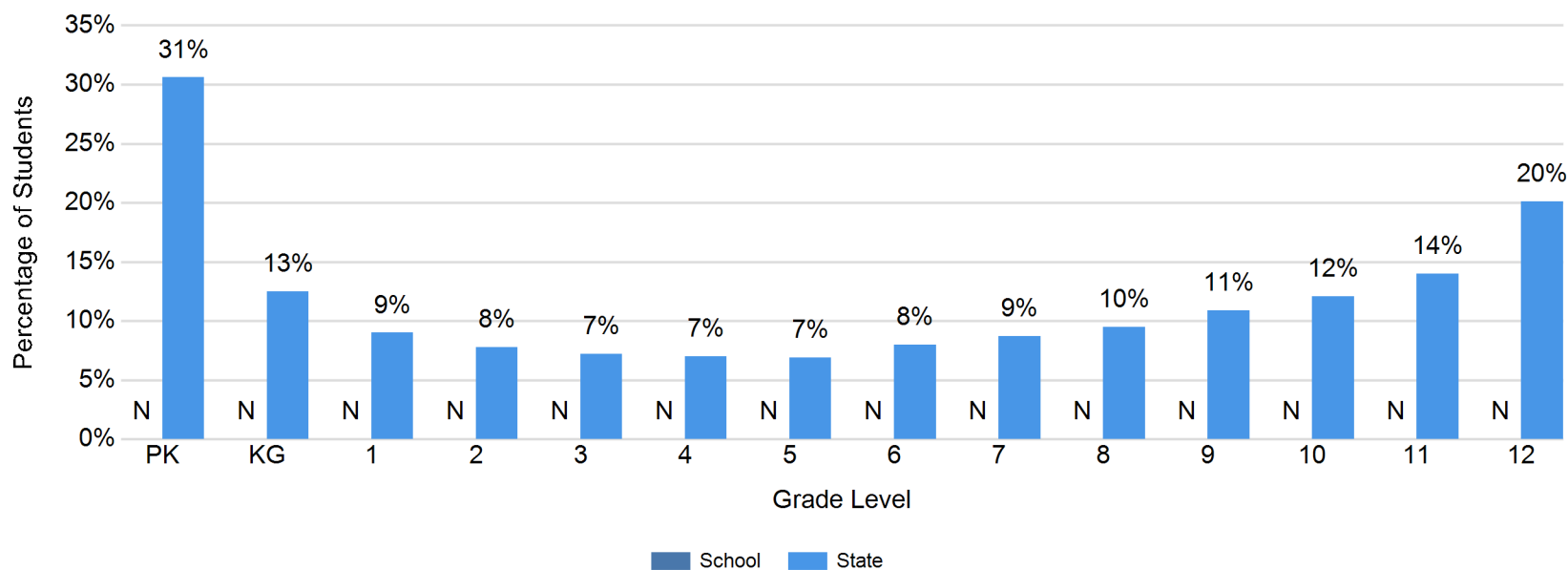
**Hunterdon County Vocational School District Central Campus
2016-2017**

Grade Span 09-12

19-2308-050
HUNTERDON
HUNTERDON CO VOCATIONAL
10 JUNCTION RD
FLEMINGTON, NJ 08822

Chronic Absenteeism by Grade

This graph shows the percentage of students in the school and across the state who were chronically absent for each grade level. **Chronic absenteeism** is defined as being absent for 10% or more of the days enrolled during the school year. A student who is not present for any reason, excused, unexcused or for disciplinary action, is considered absent unless permitted by statute or regulation.





Hunterdon County Vocational School District Central Campus
2016-2017

Grade Span 09-12

19-2308-050
HUNTERDON
HUNTERDON CO VOCATIONAL
10 JUNCTION RD
FLEMINGTON, NJ 08822

School Day

This table shows the start and end times and length of school day for a typical student at this school. **Instructional time** is the amount of time that a typical student was engaged in instructional activities under the supervision of a certified teacher.

Category	School
Typical Start Time	7:30AM
Typical End Time	2:00PM
Length of School Day	6 Hrs 30 Mins
Full Time - Instructional Time	6 Hrs. 30 Mins.
Shared Time - Instructional Time	2 Hrs. 30 Mins.

Violence, Vandalism, HIB, and Substance Offenses

This table shows the number of incidents reported by type. A single incident may be counted under multiple incident types. The total unique incidents provides a non-duplicated count of incidents. The final row shows a rate of incidents for every 100 students enrolled in the school.

Incident Type	Number of Incidents
Violence	0
Vandalism	1
Weapons	0
Substances	0
Harassment, Intimidation, Bullying (HIB)	1
Total Unique Incidents	2
Incidents Per 100 Students Enrolled	1.33

Student Suspension Rate

This table shows the percentage of students who received one or more in-school suspensions, one or more out-of-school suspensions, and one or more suspensions of any type during the school year. Students receiving both in-school and out-of-school suspensions will be counted in all rows of the table. Students who received more than one suspension are counted only one time in each category below.

Suspension Types	% of Students
In-School Suspensions	0.0%
Out-of-School Suspensions	0.0%
Any Suspension	0.0%

Student Expulsions

This table shows the number of students who were expelled from the school during the school year. An expulsion is when a student is removed from a school and does not receive any further educational services during the school year.

Category	Number of Students
Expulsions	0



**Hunterdon County Vocational School District Central Campus
2016-2017**

Grade Span 09-12

19-2308-050
HUNTERDON
HUNTERDON CO VOCATIONAL
10 JUNCTION RD
FLEMINGTON, NJ 08822

Per-Pupil Expenditures (District Level)

This table shows the total current expenses for regular and special education students taught within the district's schools. It includes expenditures for instruction, support services, administration, operations and maintenance, extra-curricular activities, and community service. More information about district and charter school spending can be found using districts' [User Friendly Budgets](#), or the NJDOE Finance [District Report Search](#) of the Comprehensive Annual Financial Reports (CAFRs) and Auditor's Management Reports (AMRs).

Per-Pupil Expenditures	Federal	State/ Local	Total
District Total (2015-2016)	\$141	\$14,448	\$14,589



Hunterdon County Vocational School District Central Campus
2016-2017

Grade Span 09-12

19-2308-050
HUNTERDON
HUNTERDON CO VOCATIONAL
10 JUNCTION RD
FLEMINGTON, NJ 08822

This section contains information about staff that are assigned to the school and district. Here is an explanation of some of the **key terms used in the staff section**:

Faculty: All classroom teachers and educational support services personnel (such as Librarians, Nurses, Counselors, and Child Study Team members)

Teachers: All classroom teachers

Administrators: Principals, assistant principals, supervisors, coordinators, directors, and other central-office administrators, as well as superintendents and other district-level administrators

Full-Time Equivalent: In calculations, staff members are weighted based on the percentage of their time that they are assigned to a school or district. For example – a teacher assigned to a school half time would be weighted 50% in calculations, but a teacher assigned to a school full time would be weighted 100% in calculations.

Teachers – Experience

This table shows information about experience for teachers assigned to this school and across the state.

Category	Teachers in School	Teachers in State
Total Number of teachers	10	120,724
Average years experience in public schools	7.7	11.8
Average years experience in district	7.7	10.5
Teachers in district for 4 or more years	70%	74%

Administrators – Experience (District Level)

This table shows information about experience for administrators assigned to this district and across the state.

Category	Admin. in District	Admin. in State
Total Number of administrators	2	9,506
Average years experience in public schools	10.0	15.9
Average years experience in district	10.0	11.6
Administrators in district for 4 or more years	100%	74%

Student to Staff Ratios

This table shows the number of students per staff member in the school and district. Ratios for librarians, nurses, counselors, and child study team members are only reported at the district level because many staff in these jobs are assigned only to the district and not to individual schools.

Staff Type	School Students: Staff	District Students: Staff
Teachers	15:1	19:1
Administrators	150:1	162:1
Librarian/Media Specialists		N
Nurses		N
Counselors		N
Child Study Team		162:1



Hunterdon County Vocational School District Central Campus
2016-2017

Grade Span 09-12

19-2308-050
HUNTERDON
HUNTERDON CO VOCATIONAL
10 JUNCTION RD
FLEMINGTON, NJ 08822

This section contains information about staff that are assigned to the school and district. Here is an explanation of some of the **key terms used in the staff section**:

Faculty: All classroom teachers and educational support services personnel (such as Librarians, Nurses, Counselors, and Child Study Team members)

Teachers: All classroom teachers

Administrators: Principals, assistant principals, supervisors, coordinators, directors, and other central-office administrators, as well as superintendents and other district-level administrators

Full-Time Equivalent: In calculations, staff members are weighted based on the percentage of their time that they are assigned to a school or district. For example – a teacher assigned to a school half time would be weighted 50% in calculations, but a teacher assigned to a school full time would be weighted 100% in calculations.

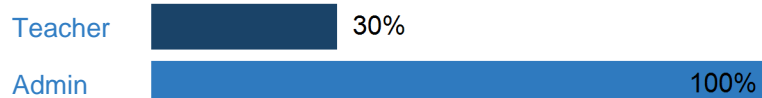
Teachers and Administrators - Level of Education

This chart shows the highest level of education attained by the teachers and administrators at this school. The Bachelor's category may include other degrees/certificates such as a Specialist's degree. Administrators are required to have a Master's degree or higher.

Bachelor's Degree



Master's Degree



Doctoral Degree



Teachers and Administrators - One-Year Retention (District Level)

This table shows the percentage of teachers and administrators assigned to the district in 2015-16 that were still assigned to the district in 2016-17. Staff who are not retained may have changed districts or no longer work for the state (including retirements).

Job Type	District	State
2015-16 Teachers: Same district 2016-17	88%	89%
2015-16 Administrators: Same district 2016-17	100%	88%

Faculty Attendance

This table shows the percentage of days that school faculty members were present during the school year. Approved professional days, personal days, staff training days, bereavement days, jury duty, and absences due to extended illness are not counted against days present, and faculty members on long-term leave or disability are excluded from this calculation.

School Year	% Days Present
2016-17	82%



Hunterdon County Vocational School District Central Campus
2016-2017

Grade Span 09-12




19-2308-050
HUNTERDON
HUNTERDON CO VOCATIONAL
10 JUNCTION RD
FLEMINGTON, NJ 08822

School General Info

Principal:	Ms. Metz	Email Address:	kmetz@hcvsd.org
Address:	10 JUNCTION RD FLEMINGTON, NJ 08822	Website:	www.hcvsd.org
Phone:	(908)284-1444	Facebook:	www.facebook.com/HCPolytech
		Twitter:	twitter.com/HunterdonPoly

School Narrative

This section allows schools and districts to share highlights, achievements, and other important information about programs, activities, and services that are offered in their own words. If there are questions about the information provided in the narrative section, please contact your school directly.

 <p>Highlights:</p>	<ul style="list-style-type: none"> • The district is offering two new shared-time programs; Fire Academy and Emergency Medical Technician. • The district now offers 3 full-time programs in Computer Science, Biomedical Sciences and Environmental Sustainability. • The district offers 80+ adult education courses that lead to an industry-recognized certification, degree or license.
 <p>Mission, Vision, Theme:</p>	<p>The mission of Hunterdon County Polytech is to provide career and technical education in a positive student-centered environment where all students are able to reach their full potential. Polytech is committed to offering a hands-on work-based education that will prepare students for post-secondary educational opportunities or immediate entry into the workforce. Our students work with state-of-the-art technology and equipment and receive hands-on training in a variety of fields.</p>
 <p>Awards, Recognition, Accomplishments:</p>	<p>Students have received over 1.5 million in scholarships upon graduation. Most recently, the HCVSD Education Foundation was formed to increase the number of students receiving scholarships. In addition, our students receive recognition and awards at the State and National levels through their related Career and Technical Student Organizations. Polytech programs have provided students with the ability to obtain industry-recognized credentials along with articulated and concurrent college credits.</p>





**Hunterdon County Vocational School District Central Campus
2016-2017**

Grade Span 09-12

19-2308-050
HUNTERDON
HUNTERDON CO VOCATIONAL
10 JUNCTION RD
FLEMINGTON, NJ 08822

School Narrative

This section allows schools and districts to share highlights, achievements, and other important information about programs, activities, and services that are offered in their own words. If there are questions about the information provided in the narrative section, please contact your school directly.

 <p>Courses, Curriculum, Instruction:</p>	<p>Polytech offers a variety of career and technical education programs instructed by teachers that have years of related work experiences and advanced degrees. Programs include Animal Science, Automotive, Auto Body, Construction Science, Energy Technologies, Cosmetology, Culinary Arts, Criminal Justice, Health and Medical Sciences, Arts and Visual Communications, Early Childhood Education, Teacher Academy, Fire Academy, Emergency Medical Technician, Career Prep and Supervised Schools to Careers.</p>
 <p>Clubs and Activities:</p>	<p>Students have the opportunity to participate in numerous activities. Students participate in competitions and fund raising activities through their related student organization. Students also acquire leadership skills through the National Technical and National Arts Honor Societies. Throughout the year, students are able to participate in activities related to their program such as baking food for the local food pantry, creating logos for businesses and participating in internships.</p>



Hunterdon County Vocational School District Central Campus

2016-2017

Grade Span 09-12

19-2308-050
HUNTERDON
HUNTERDON CO VOCATIONAL
10 JUNCTION RD
FLEMINGTON, NJ 08822

School Narrative

This section allows schools and districts to share highlights, achievements, and other important information about programs, activities, and services that are offered in their own words. If there are questions about the information provided in the narrative section, please contact your school directly.



Postsecondary Information:

Over 70% of Polytech's students attend postsecondary education upon graduation. Although students take advantage of articulated college credits upon graduation, many students are able to acquire college credits while in high school. For example, in the Health Science and Nursing Programs, students can acquire as many as 26 concurrent college credits while still in high school.



Hunterdon County Vocational School District Central Campus

2016-2017

Grade Span 09-12

19-2308-050
HUNTERDON
HUNTERDON CO VOCATIONAL
10 JUNCTION RD
FLEMINGTON, NJ 08822

School Narrative

This section allows schools and districts to share highlights, achievements, and other important information about programs, activities, and services that are offered in their own words. If there are questions about the information provided in the narrative section, please contact your school directly.



Facilities:

The district consists of 2 facilities in Flemington NJ; the Bartles and Central Campuses. The Bartles Campus is located at 8 Bartles Corner Road where the district office, ten career and technical education (CTE) high school programs and several adult education programs are housed. The Central Campus is located at 10 Junction Road and houses the remaining CTE programs and is next to one of the five sending districts. The facilities utilizes up-to-date security and technology capabilities.



Hunterdon Polytech Bartles Corner Campus
2016-2017


Grade Span 09-12

19-2308-030
HUNTERDON
HUNTERDON CO VOCATIONAL
8 BARTLES CORNER ROAD
SUITE 2
FLEMINGTON, NJ 08822

The **2016-17 School Performance Reports** are designed to share school and district information collected by the New Jersey Department of Education directly with parents, educators, and communities. The Department believes that the greatest potential to improve school performance and student outcomes is through parents, educators, and community members working together. These reports seek to make that process easier by providing information that can help people to:

- **Learn more:** The School Performance Reports contain a wealth of data, going far beyond a school's test scores to include information about the staff working in a school, student discipline rates, and the sports and clubs offered.
- **Ask questions:** These reports can help start a conversation, but they cannot answer all the questions you might have about schools in your community. Use the contact information provided to engage with faculty and administrators at your schools to ask about the data you see in these reports.
- **Get involved:** Schools need help from parents and communities to help students succeed. Contact your school to find out about school board meetings or parent and community groups.

Navigating through the reports:

- Download this report to a PDF by clicking the  icon at the top of the page.
- Search for specific text or words in these reports by using the search box at the top of the page.
- The menu bar at the top of the page or the table of contents at the left of the screen can be used to move between sections of the report.
- The arrow buttons at the top left of the screen can be used to move between pages of the report.

Other Resources:

- Review the [Parent Summary Report](#) or the [district-level report](#) for this school.
- For more detailed information about the data in these reports, where it comes from, and how to use it: [Reference Guide](#) or [Interpretive Video](#).
- [Download the data](#) used in these reports.

- Want to give us feedback? Take our feedback survey: [surveylink](#)
- Questions about the reports? Contact us at reportcard@doe.nj.gov

**Hunterdon Polytech Bartles Corner Campus**

2016-2017

Grade Span 09-12

19-2308-030

HUNTERDON

HUNTERDON CO VOCATIONAL

8 BARTLES CORNER ROAD

SUITE 2

FLEMINGTON, NJ 08822

Footnotes

1. An "*" indicates that data is not displayed to protect student privacy; "N" indicates no data is available to display.
2. ** ESSA accountability targets are only included if data is available for at least 20 students.

Note: Additional footnotes may exist within the reports specific to certain data tables. In those instances, the footnotes will be displayed below the applicable table.



Hunterdon Polytech Bartles Corner Campus
2016-2017

Grade Span 09-12

19-2308-030
HUNTERDON
HUNTERDON CO VOCATIONAL
8 BARTLES CORNER ROAD
SUITE 2
FLEMINGTON, NJ 08822

Enrollment Trends by Grade

This table shows the number of students enrolled by grade for the past three school years. Ungraded students are students who are "on roll" but are educated in ungraded classrooms.

Grade	2014-15	2015-16	2016-17
PK	0	0	0
KG	0	0	0
1	0	0	0
2	0	0	0
3	0	0	0
4	0	0	0
5	0	0	0
6	0	0	0
7	0	0	0
8	0	0	0
9	0	3	0
10	13	2	1
11	45	39	38
12	34	59	61
Ungraded	0	1	0
Total	92	104	100

Enrollment Trends by Student Group

This table shows the percentage of students by student group for the past three school years. Data for some student groups was not available before 2016-17.

Student Group	2014-15	2015-16	2016-17
Female	59%	59%	60%
Male	42%	42%	40%
Economically Disadvantaged Students	9%	9%	11%
Students with Disabilities	32%	32%	24%
English Learners	0%	0%	1%
Homeless Students			0%
Students in Foster Care			1%
Military-Connected Students			0%
Migrant Students			0%

Enrollment by Racial and Ethnic Group

This table shows the percentage of students by racial and ethnic group.

Racial and Ethnic Group	% of Students
White	86.4%
Hispanic	8.1%
Black or African American	3.5%
Asian	1.0%
American Indian or Alaska Native	0.0%
Native Hawaiian or Pacific Islander	0.0%
Two or More Races	1.0%

PreK and K - Full Day and Half Day

This table shows the full day and half day enrollment for Pre-Kindergarten (PK) and Kindergarten (KG) students in this school.

Grade	2014-15	2015-16	2016-17
PK - Half Day	0	0	0
PK - Full Day	0	0	0
KG - Half Day	0	0	0
KG - Full Day	0	0	0

Enrollment by Home Language

This table shows the percentage of students by primary home language. Only the top 5 languages with at least 1% of students are shown. All other students are included in Other Languages.

Home Language	% of Students
English	98.0%
Spanish	2.0%



Hunterdon Polytech Bartles Corner Campus
2016-2017

Grade Span 09-12

19-2308-030
HUNTERDON
HUNTERDON CO VOCATIONAL
8 BARTLES CORNER ROAD
SUITE 2
FLEMINGTON, NJ 08822

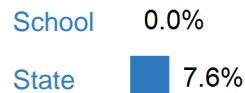
This section contains information about participation in approved **Career and Technical Education (CTE)** programs and **Structured Learning Experiences**. For more information about CTE in New Jersey, please visit <http://www.nj.gov/education/cte/>.

Career and Technical Education Participation

The chart below shows the percentage of students within the school and state who were enrolled in courses in approved Career and Technical Education (CTE) programs. Students enrolled in shared-time CTE programs in a county vocational school district are included in both the county vocational school and their sending school.


CTE Participants

(completed only one course in an approved CTE program)



CTE Concentrators

(completed two or more courses in a single approved CTE program and/or completed the entire CTE program)



Structured Learning Experiences Participation

The graph below displays the percentage of students within the school and state who participated in Structured Learning Experiences (SLEs). SLEs can include work-based learning programs, internships, apprenticeships, and service learning experiences and can be paid or unpaid.

Structured Learning Experiences



Industry-Valued Credentials Earned

This table shows the number of students that earned at least one industry-valued credential and the number of credentials earned in each Career Cluster® and overall for the 2016-17 school year. Students earning credentials in more than one Career Cluster are counted in multiple rows. Students earning multiple credentials in one Career Cluster are counted more than once in the Industry credentials total.

Career Cluster	Students with at least one credential earned	Industry credentials earned
Health Science	42	42
Total non-duplicated number of students**	42	
Total number of credentials earned in all clusters		42

**Students may earn credentials in more than one Career Cluster



Hunterdon Polytech Bartles Corner Campus
2016-2017

Grade Span 09-12

19-2308-030
HUNTERDON
HUNTERDON CO VOCATIONAL
8 BARTLES CORNER ROAD
SUITE 2
FLEMINGTON, NJ 08822

This section shows information about student absences which provides important information about a school's culture and climate. In addition, research shows that student absences impact a child's ability to succeed in school. The New Jersey Department of Education selected chronic absenteeism as its measure of school quality and student success for the *ESSA* accountability plan. **Chronic absenteeism** is defined as being absent for 10% or more of the days enrolled during the school year. A student who is not present for any reason, excused, unexcused or for disciplinary action, is considered absent unless permitted by statute or regulation.

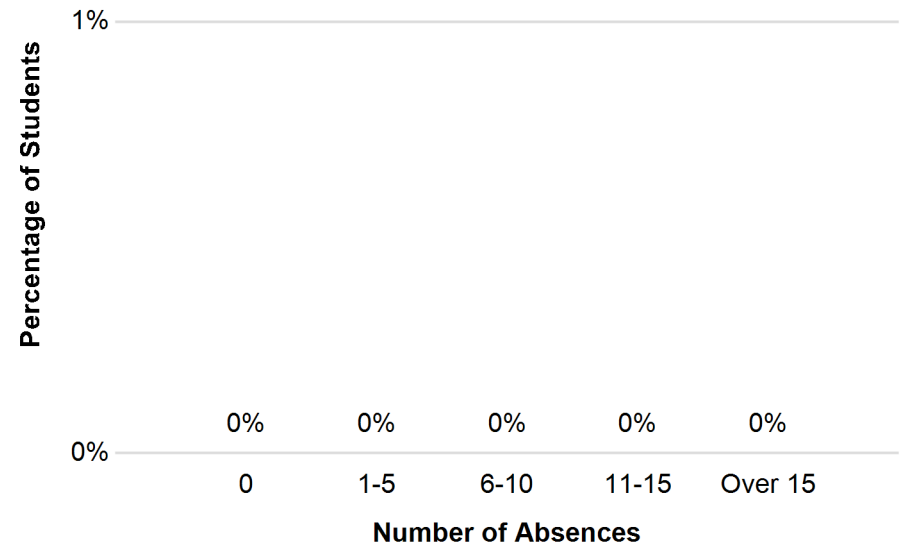
Chronic Absenteeism

This table shows the percentage of students in grades K-12 in the school and each student group who were chronically absent. This table also shows whether the school and each student group met the *ESSA* accountability targets for 2016-17.

Student Group	% Chronically Absent	2016-17 Target	Met 2016-17 Target
Schoolwide	N	N	N
White	N	N	N
Hispanic	N	N	N
Black or African American	N	N	N
Asian, Native Hawaiian, or Pacific Islander	N	N	N
American Indian or Alaska Native	N	N	N
Two or More Races	N	N	N
Economically Disadvantaged Students	N	N	N
Students with Disabilities	N	N	N
English Learners	N	N	N

Days Absent

The graph displays the percentage of K-12 students schoolwide by the number of days they were absent during the school year. An absence is defined as being 'not present' and includes both excused and unexcused absences.



** *ESSA* accountability targets are only included if data is available for at least 20 students.



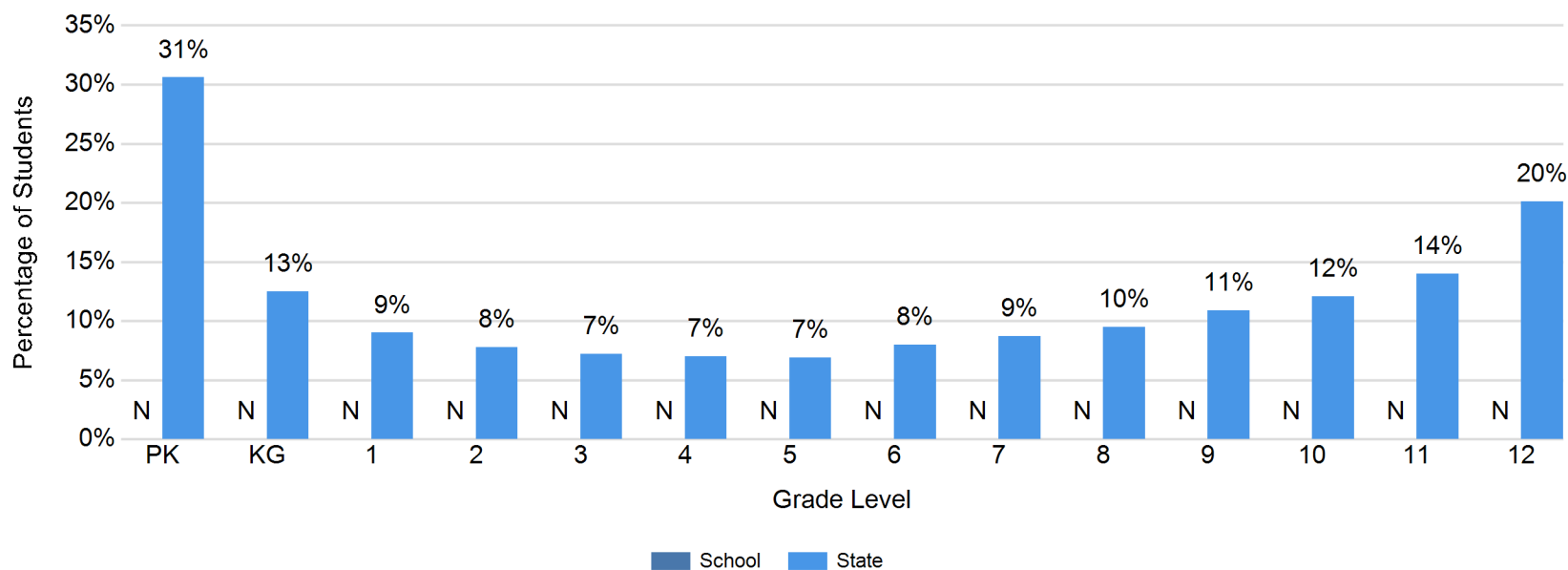
**Hunterdon Polytech Bartles Corner Campus
2016-2017**

Grade Span 09-12

19-2308-030
HUNTERDON
HUNTERDON CO VOCATIONAL
8 BARTLES CORNER ROAD
SUITE 2
FLEMINGTON, NJ 08822

Chronic Absenteeism by Grade

This graph shows the percentage of students in the school and across the state who were chronically absent for each grade level. **Chronic absenteeism** is defined as being absent for 10% or more of the days enrolled during the school year. A student who is not present for any reason, excused, unexcused or for disciplinary action, is considered absent unless permitted by statute or regulation.





Hunterdon Polytech Bartles Corner Campus
2016-2017

Grade Span 09-12

19-2308-030
HUNTERDON
HUNTERDON CO VOCATIONAL
8 BARTLES CORNER ROAD
SUITE 2
FLEMINGTON, NJ 08822

School Day

This table shows the start and end times and length of school day for a typical student at this school. **Instructional time** is the amount of time that a typical student was engaged in instructional activities under the supervision of a certified teacher.

Category	School
Typical Start Time	7:30AM
Typical End Time	2:00PM
Length of School Day	6 Hrs 30 Mins
Full Time - Instructional Time	6 Hrs. 30 Mins.
Shared Time - Instructional Time	2 Hrs. 30 Mins.

Violence, Vandalism, HIB, and Substance Offenses

This table shows the number of incidents reported by type. A single incident may be counted under multiple incident types. The total unique incidents provides a non-duplicated count of incidents. The final row shows a rate of incidents for every 100 students enrolled in the school.

Incident Type	Number of Incidents
Violence	0
Vandalism	0
Weapons	0
Substances	0
Harassment, Intimidation, Bullying (HIB)	1
Total Unique Incidents	1
Incidents Per 100 Students Enrolled	1.01

Student Suspension Rate

This table shows the percentage of students who received one or more in-school suspensions, one or more out-of-school suspensions, and one or more suspensions of any type during the school year. Students receiving both in-school and out-of-school suspensions will be counted in all rows of the table. Students who received more than one suspension are counted only one time in each category below.

Suspension Types	% of Students
In-School Suspensions	0.0%
Out-of-School Suspensions	0.0%
Any Suspension	0.0%

Student Expulsions

This table shows the number of students who were expelled from the school during the school year. An expulsion is when a student is removed from a school and does not receive any further educational services during the school year.

Category	Number of Students
Expulsions	0



Hunterdon Polytech Bartles Corner Campus
2016-2017

Grade Span 09-12

19-2308-030
HUNTERDON
HUNTERDON CO VOCATIONAL
8 BARTLES CORNER ROAD
SUITE 2
FLEMINGTON, NJ 08822

Per-Pupil Expenditures (District Level)

This table shows the total current expenses for regular and special education students taught within the district's schools. It includes expenditures for instruction, support services, administration, operations and maintenance, extra-curricular activities, and community service. More information about district and charter school spending can be found using districts' [User Friendly Budgets](#), or the NJDOE Finance [District Report Search](#) of the Comprehensive Annual Financial Reports (CAFRs) and Auditor's Management Reports (AMRs).

Per-Pupil Expenditures	Federal	State/ Local	Total
District Total (2015-2016)	\$141	\$14,448	\$14,589



Hunterdon Polytech Bartles Corner Campus
2016-2017

Grade Span 09-12

19-2308-030
HUNTERDON
HUNTERDON CO VOCATIONAL
8 BARTLES CORNER ROAD
SUITE 2
FLEMINGTON, NJ 08822

This section contains information about staff that are assigned to the school and district. Here is an explanation of some of the **key terms used in the staff section**:

Faculty: All classroom teachers and educational support services personnel (such as Librarians, Nurses, Counselors, and Child Study Team members)

Teachers: All classroom teachers

Administrators: Principals, assistant principals, supervisors, coordinators, directors, and other central-office administrators, as well as superintendents and other district-level administrators

Full-Time Equivalent: In calculations, staff members are weighted based on the percentage of their time that they are assigned to a school or district. For example – a teacher assigned to a school half time would be weighted 50% in calculations, but a teacher assigned to a school full time would be weighted 100% in calculations.

Teachers – Experience

This table shows information about experience for teachers assigned to this school and across the state.

Category	Teachers in School	Teachers in State
Total Number of teachers	7	120,724
Average years experience in public schools	6.9	11.8
Average years experience in district	6.9	10.5
Teachers in district for 4 or more years	43%	74%

Administrators – Experience (District Level)

This table shows information about experience for administrators assigned to this district and across the state.

Category	Admin. in District	Admin. in State
Total Number of administrators	2	9,506
Average years experience in public schools	10.0	15.9
Average years experience in district	10.0	11.6
Administrators in district for 4 or more years	100%	74%

Student to Staff Ratios

This table shows the number of students per staff member in the school and district. Ratios for librarians, nurses, counselors, and child study team members are only reported at the district level because many staff in these jobs are assigned only to the district and not to individual schools.

Staff Type	School Students: Staff	District Students: Staff
Teachers	14:1	19:1
Administrators	99:1	162:1
Librarian/Media Specialists		N
Nurses		N
Counselors		N
Child Study Team		162:1



Hunterdon Polytech Bartles Corner Campus
2016-2017

Grade Span 09-12

19-2308-030
HUNTERDON
HUNTERDON CO VOCATIONAL
8 BARTLES CORNER ROAD
SUITE 2
FLEMINGTON, NJ 08822

This section contains information about staff that are assigned to the school and district. Here is an explanation of some of the **key terms used in the staff section**:

Faculty: All classroom teachers and educational support services personnel (such as Librarians, Nurses, Counselors, and Child Study Team members)

Teachers: All classroom teachers

Administrators: Principals, assistant principals, supervisors, coordinators, directors, and other central-office administrators, as well as superintendents and other district-level administrators

Full-Time Equivalent: In calculations, staff members are weighted based on the percentage of their time that they are assigned to a school or district. For example – a teacher assigned to a school half time would be weighted 50% in calculations, but a teacher assigned to a school full time would be weighted 100% in calculations.

Teachers and Administrators - Level of Education

This chart shows the highest level of education attained by the teachers and administrators at this school. The Bachelor's category may include other degrees/certificates such as a Specialist's degree. Administrators are required to have a Master's degree or higher.

Bachelor's Degree



Master's Degree



Doctoral Degree



Teachers and Administrators - One-Year Retention (District Level)

This table shows the percentage of teachers and administrators assigned to the district in 2015-16 that were still assigned to the district in 2016-17. Staff who are not retained may have changed districts or no longer work for the state (including retirements).

Job Type	District	State
2015-16 Teachers: Same district 2016-17	88%	89%
2015-16 Administrators: Same district 2016-17	100%	88%

Faculty Attendance

This table shows the percentage of days that school faculty members were present during the school year. Approved professional days, personal days, staff training days, bereavement days, jury duty, and absences due to extended illness are not counted against days present, and faculty members on long-term leave or disability are excluded from this calculation.

School Year	% Days Present
2016-17	82%



Hunterdon Polytech Bartles Corner Campus
2016-2017

Grade Span 09-12




19-2308-030
HUNTERDON
HUNTERDON CO VOCATIONAL
8 BARTLES CORNER ROAD
SUITE 2
FLEMINGTON, NJ 08822

School General Info

Principal:	Dr. Metz	Email Address:	kmetz@hcvsd.org
Address:	8 BARTLES CORNER ROAD SUITE 2 FLEMINGTON, NJ 08822	Website:	www.hcvsd.org
Phone:	(908)788-1119	Facebook:	www.facebook.com/HCPolytech
		Twitter:	twitter.com/HunterdonPoly

School Narrative

This section allows schools and districts to share highlights, achievements, and other important information about programs, activities, and services that are offered in their own words. If there are questions about the information provided in the narrative section, please contact your school directly.

 Highlights:	<ul style="list-style-type: none"> • The district is offering two new shared-time programs; Fire Academy and Emergency Medical Technician. • The district now offers 3 full-time programs in Computer Science, Biomedical Sciences and Environmental Sustainability. • The district offers 80+ adult education courses that lead to an industry-recognized certification, degree or license.
 Mission, Vision, Theme:	<p>The mission of Hunterdon County Polytech is to provide career and technical education in a positive student-centered environment where all students are able to reach their full potential. Polytech is committed to offering a hands-on work-based education that will prepare students for post-secondary educational opportunities or immediate entry into the workforce. Our students work with state-of-the-art technology and equipment and receive hands-on training in a variety of fields.</p>
 Awards, Recognition, Accomplishments:	<p>Students have received over 1.5 million in scholarships upon graduation. Most recently, the HCVSD Education Foundation was formed to increase the number of students receiving scholarships. In addition, our students receive recognition and awards at the State and National levels through their related Career and Technical Student Organizations. Polytech programs have provided students with the ability to obtain industry-recognized credentials along with articulated and concurrent college credits.</p>





**Hunterdon Polytech Bartles Corner Campus
2016-2017**

Grade Span 09-12

19-2308-030
HUNTERDON
HUNTERDON CO VOCATIONAL
8 BARTLES CORNER ROAD
SUITE 2
FLEMINGTON, NJ 08822

School Narrative

This section allows schools and districts to share highlights, achievements, and other important information about programs, activities, and services that are offered in their own words. If there are questions about the information provided in the narrative section, please contact your school directly.

 <p>Courses, Curriculum, Instruction:</p>	<p>Polytech offers a variety of career and technical education programs instructed by teachers that have years of related work experiences and advanced degrees. Programs include Animal Science, Automotive, Auto Body, Construction Science, Energy Technologies, Cosmetology, Culinary Arts, Criminal Justice, Health and Medical Sciences, Arts and Visual Communications, Early Childhood Education, Teacher Academy, Fire Academy, Emergency Medical Technician, Career Prep and Supervised Schools to Careers.</p>
 <p>Clubs and Activities:</p>	<p>Students have the opportunity to participate in numerous activities. Students participate in competitions and fund raising activities through their related student organization. Students also acquire leadership skills through the National Technical and National Arts Honor Societies. Throughout the year, students are able to participate in activities related to their program such as baking food for the local food pantry, creating logos for businesses and participating in internships.</p>



**Hunterdon Polytech Bartles Corner Campus
2016-2017**

Grade Span 09-12

19-2308-030
HUNTERDON
HUNTERDON CO VOCATIONAL
8 BARTLES CORNER ROAD
SUITE 2
FLEMINGTON, NJ 08822

School Narrative

This section allows schools and districts to share highlights, achievements, and other important information about programs, activities, and services that are offered in their own words. If there are questions about the information provided in the narrative section, please contact your school directly.



Postsecondary Information:

Over 70% of Polytech's students attend postsecondary education upon graduation. Although students take advantage of articulated college credits upon graduation, many students are able to acquire college credits while in high school. For example, in the Health Science and Nursing Programs, students can acquire as many as 26 concurrent college credits while still in high school.



**Hunterdon Polytech Bartles Corner Campus
2016-2017**

Grade Span 09-12

19-2308-030
HUNTERDON
HUNTERDON CO VOCATIONAL
8 BARTLES CORNER ROAD
SUITE 2
FLEMINGTON, NJ 08822

School Narrative

This section allows schools and districts to share highlights, achievements, and other important information about programs, activities, and services that are offered in their own words. If there are questions about the information provided in the narrative section, please contact your school directly.



Facilities:

The district consists of 2 facilities in Flemington NJ; the Bartles and Central Campuses. The Bartles Campus is located at 8 Bartles Corner Road where the district office, ten career and technical education (CTE) high school programs and several adult education programs are housed. The Central Campus is located at 10 Junction Road and houses the remaining CTE programs and is next to one of the five sending districts. The facilities utilizes up-to-date security and technology capabilities.