



**Bridgeton Public Charter School**  
2016-2017


**Grade Span KG-02**

80-6100-991  
CHARTERS  
Bridgeton Public Charter School  
790 EAST COMMERCE AVE  
BRIDGETON, NJ 08302

The **2016-17 School Performance Reports** are designed to share school and district information collected by the New Jersey Department of Education directly with parents, educators, and communities. The Department believes that the greatest potential to improve school performance and student outcomes is through parents, educators, and community members working together. These reports seek to make that process easier by providing information that can help people to:

- **Learn more:** The School Performance Reports contain a wealth of data, going far beyond a school's test scores to include information about the staff working in a school, student discipline rates, and the sports and clubs offered.
- **Ask questions:** These reports can help start a conversation, but they cannot answer all the questions you might have about schools in your community. Use the contact information provided to engage with faculty and administrators at your schools to ask about the data you see in these reports.
- **Get involved:** Schools need help from parents and communities to help students succeed. Contact your school to find out about school board meetings or parent and community groups.

#### **Navigating through the reports:**

- Download this report to a PDF by clicking the  icon at the top of the page.
- Search for specific text or words in these reports by using the search box at the top of the page.
- The menu bar at the top of the page or the table of contents at the left of the screen can be used to move between sections of the report.
- The arrow buttons at the top left of the screen can be used to move between pages of the report.

#### **Other Resources:**

- Review the [Parent Summary Report](#) or the [district-level report](#) for this school.
- For more detailed information about the data in these reports, where it comes from, and how to use it: [Reference Guide](#) or [Interpretive Video](#).
- [Download the data](#) used in these reports.
- Want to give us feedback? Take our feedback survey: [surveylink](#)
- Questions about the reports? Contact us at [reportcard@doe.nj.gov](mailto:reportcard@doe.nj.gov)



**Bridgeton Public Charter School**

**2016-2017**

**Grade Span KG-02**

**80-6100-991**

**CHARTERS**

**Bridgeton Public Charter School**

**790 EAST COMMERCE AVE**

**BRIDGETON, NJ 08302**

### **Footnotes**

1. An "\*" indicates that data is not displayed to protect student privacy; "N" indicates no data is available to display.
2. \*\* ESSA accountability targets are only included if data is available for at least 20 students.

Note: Additional footnotes may exist within the reports specific to certain data tables. In those instances, the footnotes will be displayed below the applicable table.



**Bridgeton Public Charter School  
2016-2017**

**Grade Span KG-02**

80-6100-991  
CHARTERS  
Bridgeton Public Charter School  
790 EAST COMMERCE AVE  
BRIDGETON, NJ 08302

### Enrollment Trends by Grade

This table shows the number of students enrolled by grade for the past three school years. Ungraded students are students who are "on roll" but are educated in ungraded classrooms.

Grade	2014-15	2015-16	2016-17
PK	0	0	0
KG	0	55	33
1	0	43	49
2	0	0	31
3	0	0	0
4	0	0	0
5	0	0	0
6	0	0	0
7	0	0	0
8	0	0	0
9	0	0	0
10	0	0	0
11	0	0	0
12	0	0	0
Ungraded	0	0	0
Total	0	98	113

### Enrollment Trends by Student Group

This table shows the percentage of students by student group for the past three school years. Data for some student groups was not available before 2016-17.

Student Group	2014-15	2015-16	2016-17
Female	0%	48%	48%
Male	0%	52%	52%
Economically Disadvantaged Students	0%	90%	91%
Students with Disabilities	0%	0%	4%
English Learners	0%	0%	0%
Homeless Students			0%
Students in Foster Care			0%
Military-Connected Students			0%
Migrant Students			0%

### Enrollment by Racial and Ethnic Group

This table shows the percentage of students by racial and ethnic group.

Racial and Ethnic Group	% of Students
Black or African American	53.1%
Hispanic	32.7%
White	4.4%
Asian	2.7%
American Indian or Alaska Native	1.8%
Native Hawaiian or Pacific Islander	0.0%
Two or More Races	5.3%

### PreK and K - Full Day and Half Day

This table shows the full day and half day enrollment for Pre-Kindergarten (PK) and Kindergarten (KG) students in this school.

Grade	2014-15	2015-16	2016-17
PK - Half Day	0	0	0
PK - Full Day	0	0	0
KG - Half Day	0	0	0
KG - Full Day	0	55	33

### Enrollment by Home Language

This table shows the percentage of students by primary home language. Only the top 5 languages with at least 1% of students are shown. All other students are included in Other Languages.

Home Language	% of Students
English	99.1%
Other	0.9%



**Bridgeton Public Charter School  
2016-2017**

**Grade Span KG-02**

80-6100-991  
CHARTERS  
Bridgeton Public Charter School  
790 EAST COMMERCE AVE  
BRIDGETON, NJ 08302

This section shows information about student absences which provides important information about a school's culture and climate. In addition, research shows that student absences impact a child's ability to succeed in school. The New Jersey Department of Education selected chronic absenteeism as its measure of school quality and student success for the *ESSA* accountability plan. **Chronic absenteeism** is defined as being absent for 10% or more of the days enrolled during the school year. A student who is not present for any reason, excused, unexcused or for disciplinary action, is considered absent unless permitted by statute or regulation.

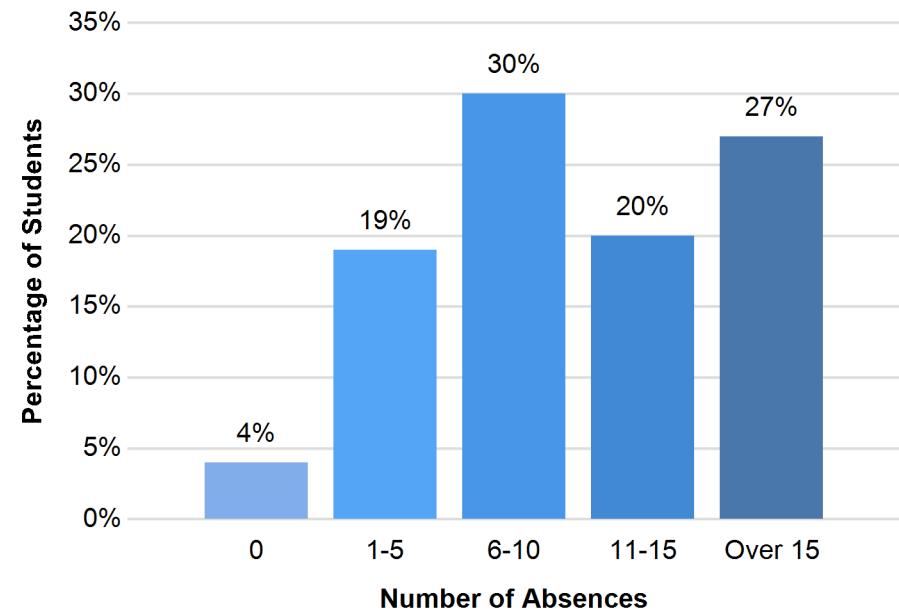
### Chronic Absenteeism

This table shows the percentage of students in grades K-12 in the school and each student group who were chronically absent. This table also shows whether the school and each student group met the *ESSA* accountability targets for 2016-17.

Student Group	% Chronically Absent	2016-17 Target	Met 2016-17 Target
Schoolwide	15.20	9.80	Not Met
White	N	**	**
Hispanic	10.80	9.80	Not Met
Black or African American	18.60	9.80	Not Met
Asian, Native Hawaiian, or Pacific Islander	N	**	**
American Indian or Alaska Native	N	**	**
Two or More Races	N	**	**
Economically Disadvantaged Students	14.60	9.80	Not Met
Students with Disabilities	N	**	**
English Learners	N	**	**

### Days Absent

The graph displays the percentage of K-12 students schoolwide by the number of days they were absent during the school year. An absence is defined as being 'not present' and includes both excused and unexcused absences.



\*\* *ESSA* accountability targets are only included if data is available for at least 20 students.



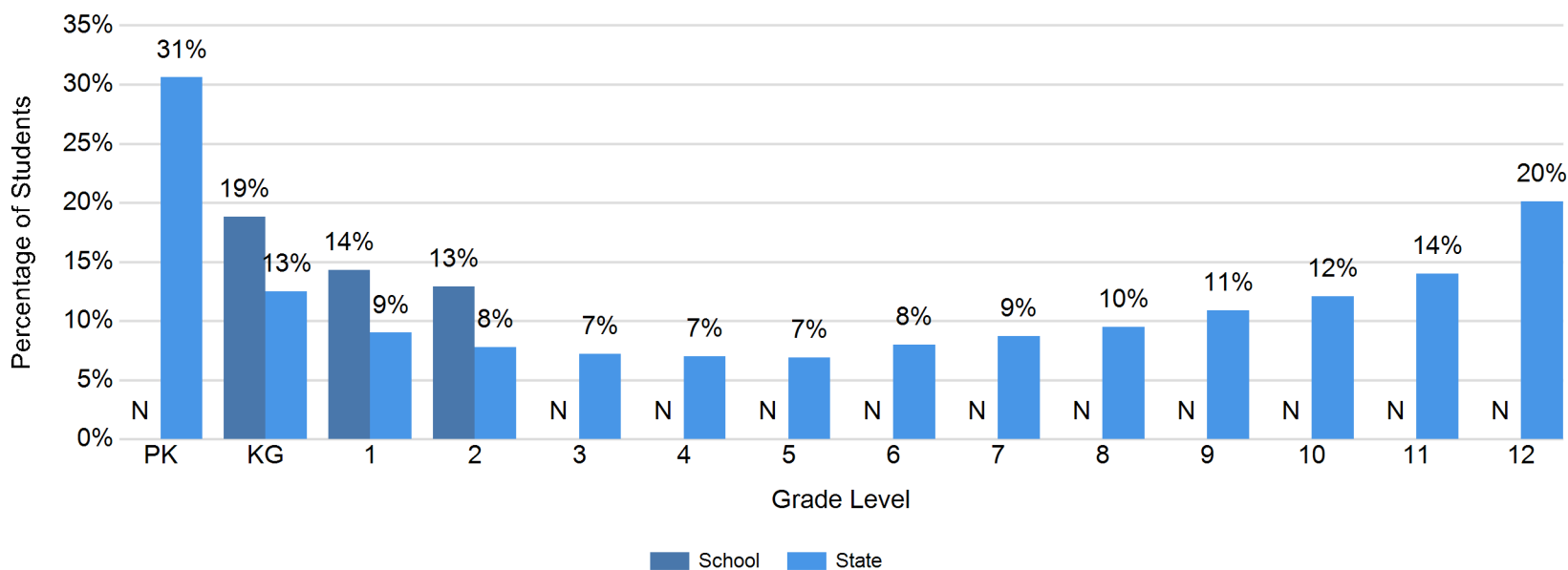
**Bridgeton Public Charter School  
2016-2017**

**Grade Span KG-02**

80-6100-991  
CHARTERS  
Bridgeton Public Charter School  
790 EAST COMMERCE AVE  
BRIDGETON, NJ 08302

### Chronic Absenteeism by Grade

This graph shows the percentage of students in the school and across the state who were chronically absent for each grade level. **Chronic absenteeism** is defined as being absent for 10% or more of the days enrolled during the school year. A student who is not present for any reason, excused, unexcused or for disciplinary action, is considered absent unless permitted by statute or regulation.





**Bridgeton Public Charter School  
2016-2017**

**Grade Span KG-02**

80-6100-991  
CHARTERS  
Bridgeton Public Charter School  
790 EAST COMMERCE AVE  
BRIDGETON, NJ 08302

### School Day

This table shows the start and end times and length of school day for a typical student at this school. **Instructional time** is the amount of time that a typical student was engaged in instructional activities under the supervision of a certified teacher.

Category	School
Typical Start Time	8:00AM
Typical End Time	4:00PM
Length of School Day	8 Hrs 0 Mins
Full Time - Instructional Time	7 Hrs. 15 Mins.
Shared Time - Instructional Time	*

### Violence, Vandalism, HIB, and Substance Offenses

This table shows the number of incidents reported by type. A single incident may be counted under multiple incident types. The total unique incidents provides a non-duplicated count of incidents. The final row shows a rate of incidents for every 100 students enrolled in the school.

Incident Type	Number of Incidents
Violence	0
Vandalism	0
Weapons	0
Substances	0
Harassment, Intimidation, Bullying (HIB)	0
Total Unique Incidents	0
Incidents Per 100 Students Enrolled	0.00

### Student Suspension Rate

This table shows the percentage of students who received one or more in-school suspensions, one or more out-of-school suspensions, and one or more suspensions of any type during the school year. Students receiving both in-school and out-of-school suspensions will be counted in all rows of the table. Students who received more than one suspension are counted only one time in each category below.

Suspension Types	% of Students
In-School Suspensions	0.0%
Out-of-School Suspensions	0.0%
Any Suspension	0.0%

### Student Expulsions

This table shows the number of students who were expelled from the school during the school year. An expulsion is when a student is removed from a school and does not receive any further educational services during the school year.

Category	Number of Students
Expulsions	0



**Bridgeton Public Charter School  
2016-2017**

**Grade Span KG-02**

80-6100-991  
CHARTERS  
Bridgeton Public Charter School  
790 EAST COMMERCE AVE  
BRIDGETON, NJ 08302

### Per-Pupil Expenditures (District Level)

This table shows the total current expenses for regular and special education students taught within the district's schools. It includes expenditures for instruction, support services, administration, operations and maintenance, extra-curricular activities, and community service. More information about district and charter school spending can be found using districts' [User Friendly Budgets](#), or the NJDOE Finance [District Report Search](#) of the Comprehensive Annual Financial Reports (CAFRs) and Auditor's Management Reports (AMRs).

Per-Pupil Expenditures	Federal	State/ Local	Total
District Total (2015-2016)	\$4,159	\$10,319	\$14,478



**Bridgeton Public Charter School  
2016-2017**

**Grade Span KG-02**

80-6100-991  
CHARTERS  
Bridgeton Public Charter School  
790 EAST COMMERCE AVE  
BRIDGETON, NJ 08302

This section contains information about staff that are assigned to the school and district. Here is an explanation of some of the **key terms used in the staff section**:

**Faculty:** All classroom teachers and educational support services personnel (such as Librarians, Nurses, Counselors, and Child Study Team members)

**Teachers:** All classroom teachers

**Administrators:** Principals, assistant principals, supervisors, coordinators, directors, and other central-office administrators, as well as superintendents and other district-level administrators

**Full-Time Equivalent:** In calculations, staff members are weighted based on the percentage of their time that they are assigned to a school or district. For example – a teacher assigned to a school half time would be weighted 50% in calculations, but a teacher assigned to a school full time would be weighted 100% in calculations.

### Teachers – Experience

This table shows information about experience for teachers assigned to this school and across the state.

Category	Teachers in School	Teachers in State
Total Number of teachers	13	120,724
Average years experience in public schools	3.8	11.8
Average years experience in district	0.9	10.5
Teachers in district for 4 or more years	8%	74%

### Administrators – Experience (District Level)

This table shows information about experience for administrators assigned to this district and across the state.

Category	Admin. in District	Admin. in State
Total Number of administrators	3	9,506
Average years experience in public schools	9.3	15.9
Average years experience in district	2.0	11.6
Administrators in district for 4 or more years	33%	74%

### Student to Staff Ratios

This table shows the number of students per staff member in the school and district. Ratios for librarians, nurses, counselors, and child study team members are only reported at the district level because many staff in these jobs are assigned only to the district and not to individual schools.

Staff Type	School Students: Staff	District Students: Staff
Teachers	9:1	9:1
Administrators	38:1	38:1
Librarian/Media Specialists		N
Nurses		N
Counselors		N
Child Study Team		N



**Bridgeton Public Charter School  
2016-2017**

**Grade Span KG-02**

80-6100-991  
CHARTERS  
Bridgeton Public Charter School  
790 EAST COMMERCE AVE  
BRIDGETON, NJ 08302

This section contains information about staff that are assigned to the school and district. Here is an explanation of some of the **key terms used in the staff section**:

**Faculty:** All classroom teachers and educational support services personnel (such as Librarians, Nurses, Counselors, and Child Study Team members)

**Teachers:** All classroom teachers

**Administrators:** Principals, assistant principals, supervisors, coordinators, directors, and other central-office administrators, as well as superintendents and other district-level administrators

**Full-Time Equivalent:** In calculations, staff members are weighted based on the percentage of their time that they are assigned to a school or district. For example – a teacher assigned to a school half time would be weighted 50% in calculations, but a teacher assigned to a school full time would be weighted 100% in calculations.

### Teachers and Administrators - Level of Education

This chart shows the highest level of education attained by the teachers and administrators at this school. The Bachelor's category may include other degrees/certificates such as a Specialist's degree. Administrators are required to have a Master's degree or higher.

#### Bachelor's Degree



#### Master's Degree



#### Doctoral Degree



### Teachers and Administrators - One-Year Retention (District Level)

This table shows the percentage of teachers and administrators assigned to the district in 2015-16 that were still assigned to the district in 2016-17. Staff who are not retained may have changed districts or no longer work for the state (including retirements).

Job Type	District	State
2015-16 Teachers: Same district 2016-17	45%	89%
2015-16 Administrators: Same district 2016-17	N	88%

### Faculty Attendance

This table shows the percentage of days that school faculty members were present during the school year. Approved professional days, personal days, staff training days, bereavement days, jury duty, and absences due to extended illness are not counted against days present, and faculty members on long-term leave or disability are excluded from this calculation.

School Year	% Days Present
2016-17	100%



**Bridgeton Public Charter School  
2016-2017**

**Grade Span KG-02**



80-6100-991  
CHARTERS  
Bridgeton Public Charter School  
790 EAST COMMERCE AVE  
BRIDGETON, NJ 08302

### School General Info

<b>Principal:</b>	Mr. Jones-Booker	<b>Email Address:</b>	<a href="mailto:jjones-booker@ccchartes.org">jjones-booker@ccchartes.org</a>
<b>Address:</b>	790 EAST COMMERCE AVE BRIDGETON, NJ 08302	<b>Website:</b>	<a href="http://bridgetonpubliccharterschool.org">http://bridgetonpubliccharterschool.org</a>
<b>Phone:</b>	(856)497-8202	<b>Facebook:</b>	<a href="https://www.facebook.com/pg/BridgetonPublicCharterSchool/reviews/">https://www.facebook.com/pg/BridgetonPublicCharterSchool/reviews/</a>

### School Narrative

This section allows schools and districts to share highlights, achievements, and other important information about programs, activities, and services that are offered in their own words. If there are questions about the information provided in the narrative section, please contact your school directly.

 <p><b>Highlights:</b></p>	<ul style="list-style-type: none"> <li>• Extended Day</li> <li>• Technology</li> <li>• Balanced Literacy</li> </ul>
 <p><b>Mission, Vision, Theme:</b></p>	<p>The mission of Bridgeton Public Charter School is to provide the students with a safe and nurturing environment in which they will receive an academically rigorous education. Our mission includes engaging students and their families in supportive and creative activities that will result in the development of well-educated and responsible young adults with a life-long love of learning.</p>






**Bridgeton Public Charter School  
2016-2017**

**Grade Span KG-02**

**80-6100-991  
CHARTERS  
Bridgeton Public Charter School  
790 EAST COMMERCE AVE  
BRIDGETON, NJ 08302**

## School Narrative

This section allows schools and districts to share highlights, achievements, and other important information about programs, activities, and services that are offered in their own words. If there are questions about the information provided in the narrative section, please contact your school directly.

 <p><b>Courses, Curriculum, Instruction:</b></p>	<p>Bridgeton Public Charter School's curriculum is designed to prepare students to acquire skills and competencies in order to be equipped with the knowledge and decision making capabilities necessary to assume their roles as active and informed citizens. Our curriculum addresses the needs of all learners and includes integration of 21st Century Themes and Skills, and Interdisciplinary Connections.</p>
 <p><b>Clubs and Activities:</b></p>	<p>The clubs offered are Math, Drama, and Character Education Club.</p>
 <p><b>Before and After School Programs:</b></p>	<p>Before and Aftercare services are offered to students in grades K-3. During the Aftercare program, staff assists students as needed with homework, offer tutorial services, and hands-on instructional opportunities for students.</p>



**Bridgeton Public Charter School  
2016-2017**

**Grade Span KG-02**

**80-6100-991  
CHARTERS  
Bridgeton Public Charter School  
790 EAST COMMERCE AVE  
BRIDGETON, NJ 08302**

### School Narrative

This section allows schools and districts to share highlights, achievements, and other important information about programs, activities, and services that are offered in their own words. If there are questions about the information provided in the narrative section, please contact your school directly.



#### Staff and Professional Learning:

Bridgeton Public Charter School prides itself on the collegial manner in which the staff network offers continued guidance to all teachers, providing them with support and fostering within them a sense of achievement in their own professional growth. We offer our staff professional learning opportunities to meet targeted school goals to enhance student learning. The Professional Learning Committee assists in the coordination of opportunities for professional learning days for its staff.



#### Parent and Community Involvement:

Bridgeton Public Charter School encourages collaboration with parents and the community as participants in school governance and as active partners in forwarding the school's goals and philosophy.



**Bridgeton Public Charter School  
2016-2017**

**Grade Span KG-02**

**80-6100-991  
CHARTERS  
Bridgeton Public Charter School  
790 EAST COMMERCE AVE  
BRIDGETON, NJ 08302**

## School Narrative

This section allows schools and districts to share highlights, achievements, and other important information about programs, activities, and services that are offered in their own words. If there are questions about the information provided in the narrative section, please contact your school directly.



### Climate Surveys:

Is a Climate Survey Used: Yes; Who is surveyed: Students, Parents, Administrators, Teachers

In recognition of the importance of school climate, Bridgeton Public Charter School developed an annual survey to assess the perception of school climate and safety amongst students, parents, teachers, and staff.



**Bridgeton Public Charter School  
2016-2017**

**Grade Span KG-02**

80-6100-991  
CHARTERS  
Bridgeton Public Charter School  
790 EAST COMMERCE AVE  
BRIDGETON, NJ 08302

## School Narrative

This section allows schools and districts to share highlights, achievements, and other important information about programs, activities, and services that are offered in their own words. If there are questions about the information provided in the narrative section, please contact your school directly.

Bridgeton Public Charter School provides a rich environment that fosters engaging learning opportunities for students to grow academically through various programs including but not limited to enrichment and focused intervention time. The students enjoy an extended instructional day and year. The school offers a technology lab and Promethium boards in every classroom. Bridgeton Public Charter School offers a tuition free, nurturing environment with small class sizes.



Other Information: