

DELAWARE RIVER
JOINT TOLL BRIDGE COMMISSION
MINUTES
MEETING OF SEPTEMBER 18, 2023

DELAWARE RIVER JOINT TOLL BRIDGE COMMISSION

MEMBERS OF THE COMMISSION

NEW JERSEY

HONORABLE ALADAR KOMJATHY

Chairman

HONORABLE MICHAEL B. LAVERY

HONORABLE GARRETT LEONARD VAN VLIET

HONORABLE LORI CIESLA

HONORABLE YUKI MOORE LAURENTI

Treasurer

PENNSYLVANIA

HONORABLE PAMELA JANVEY

Vice Chair

HONORABLE DANIELLA DE LEON

HONORABLE ISMAIL A. SHAHID

HONORABLE DANIEL GRACE

HONORABLE JOHN D. CHRISTY

Secretary

DELAWARE RIVER JOINT TOLL BRIDGE COMMISSION

STANDING COMMITTEES

FINANCE, INSURANCE MANAGEMENT AND OPERATIONS

PENNSYLVANIA: Janvey, Shahid

NEW JERSEY: Ciesla, Komjathy*

PROJECTS, PROPERTY AND EQUIPMENT

PENNSYLVANIA: Christy*, De Leon

NEW JERSEY: Lavery, VanVliet

PROFESSIONAL SERVICES

PENNSYLVANIA: Christy, Janvey

NEW JERSEY: Komjathy*, VanVliet

PERSONNEL

PENNSYLVANIA: De Leon, Grace*

NEW JERSEY: Laurenti, Komjathy

AUDIT COMMITTEE

PENNSYLVANIA: Janvey, Shahid*

NEW JERSEY: Laurenti, Lavery

ADMINISTRATIVE COMMITTEE

PENNSYLVANIA: Grace, Shahid

NEW JERSEY: Ciesla, Laurenti*

Chairman and Vice Chair are Ex-Officio of All Committees

*Chairperson of Committee

DELAWARE RIVER JOINT TOLL BRIDGE COMMISSION
RECAPITULATION OF COMMITTEE MEMBERSHIP

Lavery	(1)	Projects, Property and Equipment
	(2)	Audit Committee
Laurenti	(1)	Personnel
	(2)	Audit Committee
	(3)	Administrative Committee (Chairperson)
VanVliet	(1)	Projects, Property and Equipment
	(2)	Professional Services
Ciesla	(1)	Finance, Insurance Management Operations
	(2)	Administrative Committee
Komjathy	(1)	Ex-Officio of all Committees
	(2)	Finance, Insurance Management Operations (Chairperson)
	(3)	Professional Services (Chairperson)
	(4)	Personnel
Janvey	(1)	Ex-Officio of all Committees
	(2)	Finance, Insurance Management and Operations
	(3)	Audit Committee
	(4)	Professional Services
Grace	(1)	Administrative Committee
	(2)	Personnel Committee (Chairperson)
Christy	(1)	Projects, Property and Equipment (Chairperson)
	(2)	Professional Services
De Leon	(1)	Projects, Property and Equipment
	(2)	Personnel
Shahid	(1)	Finance, Insurance Management Operations
	(2)	Audit Committee (Chairperson)
	(3)	Administrative Committee

DELAWARE RIVER JOINT TOLL BRIDGE COMMISSION

PROFESSIONAL ASSOCIATES

CONSULTING ENGINEERS

PICKERING, CORTS & SUMMERSON, INC.
Newtown, Pennsylvania

GENERAL COUNSEL

ARCHER
Philadelphia, Pennsylvania

FLORIO, PERRUCCI, STEINHARDT & CAPPELLI
Phillipsburg, New Jersey

LABOR COUNSEL

STRADLEY, RONON
Philadelphia, Pennsylvania

CHISEA, SHAHINIAN & GIANTOMASI
West Orange, New Jersey

AUDITOR

MERCADIEN, P.C.
Hamilton, New Jersey

FINANCIAL ADVISOR

ACACIA FINANCIAL GROUP
Mt. Laurel, New Jersey

COMMUNICATIONS CONSULTANT

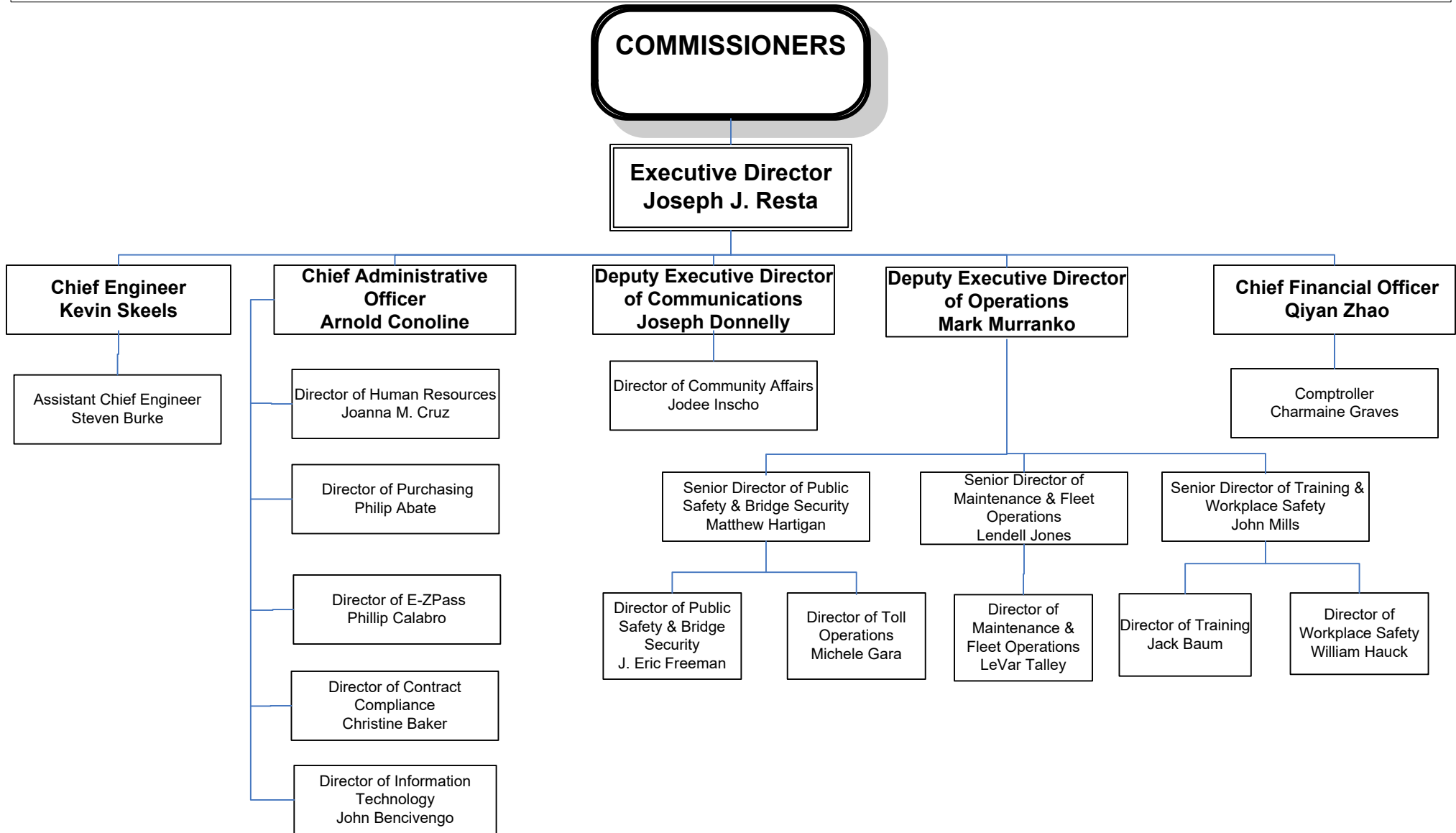
BELLEVUE COMMUNICATIONS
Philadelphia, Pennsylvania

INVESTMENT ADVISOR

STONERIDGE PMG ADVISORS, LLC
Radnor, Pennsylvania

DELAWARE RIVER JOINT TOLL BRIDGE COMMISSION

ORGANIZATION CHART



DELAWARE RIVER JOINT TOLL BRIDGE COMMISSION

Meeting of September 18, 2023

INDEX TO MINUTES

	PAGE
1. Call to Order.....	1
2. Appearances.....	1 - 2
3. Roll Call.....	2
4. Welcome Remarks of the Executive Director	2
5. Introduction of Comments from the Public.....	2 - 3
6. Executive Directors Report.....	3
7. Approval of Minutes for Commission Meeting held July 31, 2023.....	3 - 4
8. Approval of Operations Report Month of July & August 2023.....	4
9. Construction Management Task Order Agreement Contract C-789, Award of Contract.....	5
10. Appointment of Audrey Baskerville to Senior Accountant, General Ledger & Financial Reporting Position, Accounting Department.....	5 - 6
11. Appointment of Nicholas Haynes to Contract Compliance Manager Position, Contract Compliance Department.....	6 - 7
12. Promotion of John Anderson to Deputy Regional Maintenance Supervisor, Southern Region.....	7
13. Promotion of Joseph Mazak to Toll Supported Bridge Corporal, Central Region.....	7 - 8
14. Promotion of Sandra Giordano, to Toll Bridge Corporal, Central Region.....	8 - 9
15. Promotion of Dawn Hawthorne to Toll Bridge Corporal, Southern Region	9

DELAWARE RIVER JOINT TOLL BRIDGE COMMISSION

Meeting of September 18, 2023

16. Approval for Retirement Benefits, Steven L. Berman, Toll Sergeant.....	9 - 10
17. Approval for Retirement Benefits, Robert B. Shimp, Toll Collector.....	10 - 11
18. Approve Payment of Invoices, Archer Law, PA General Counsel	11
19. Approve Payment of Invoices, Florio, Perrucci, Steinhardt and Cappelli, NJ General Counsel.....	12
20. Approve Payment of Invoices, Chiesa, Shahinian & Giantomasi, NJ Labor Counsel.....	12 - 13
21. Approve Payment of Invoices, Stradley Ronon PA Labor Counsel	13 - 14
22. Invite Any Comments from the Public.....	14 - 18
23. Proclamation of the Commissioners- 4 Individuals.....	18 - 19
24. Scheduling of the October 30, 2023 Meeting.....	19
25. Adjournment.....	19

DELAWARE RIVER JOINT TOLL BRIDGE COMMISSION
Meeting of September 18, 2023

CALL TO ORDER

The Regular Monthly Meeting of the Delaware River Joint Toll Bridge Commission was called to Order at the Scudder Falls Administration Building via Microsoft Teams and in person on Monday, September 18, 2023 at 10:32 a.m. pursuant to notice properly forwarded to each member in compliance with the by-laws. Joseph J. Resta, Executive Director presided at this meeting.

APPEARANCES:

COMMISSION MEMBERS:

Hon. Aladar Komjathy (New Jersey)
Hon. Pamela Janvey (Pennsylvania)
Hon. Yuki Moore Laurenti (New Jersey)
Hon. John Christy (Pennsylvania)
Hon. Michael Lavery (New Jersey)
Hon. Garrett Van Vliet (New Jersey)
Hon. Lori Ciesla (New Jersey)
Hon. Ismail Shahid (Pennsylvania)
Hon. Daniella DeLeon (Pennsylvania)

COMMISSION MEMBERS ABSENT:

Hon. Daniel Grace (Pennsylvania)

COMMISSION COUNSEL:

Brian P. O'Neill, Chiesa, Shahinian & Giantomasi
Jonathan Bloom, Stradley Ronon, Pennsylvania
Carlton Johnson, Archer Law, Pennsylvania
Seth Tipton, Florio Perrucci, Steinhardt & Cappelli, New Jersey

GOVERNORS' REPRESENTATIVES:

Dorian Smith, NJ Governor's Office
Anthony Luker, PA Governor's Office

COMMISSION STAFF MEMBERS:

Arnold Conoline, Chief Administrative Officer
Steve Burke, Assistant Chief Engineer
Kevin Skeels, Chief Engineer

DELWARE RIVER JOINT TOLL BRIDGE COMMISSION
Meeting of September 18, 2023

Qiyao (Tracy) Zhao Chief Financial Officer
Joseph Donnelly, Deputy Executive Director of Communications
Charmaine Graves, Comptroller
Mark Murranko, Deputy Executive Director of Operations
Charles Stracciolini, Program Manager of Technology
Joanna Cruz, Human Resources Director
Jodee Inscho, Director of Community Affairs
Donna Tronolone, Administrative Generalist, Executive Office
Heather McConnell, Executive Administrative Generalist/Commissioner Liaison

PROFESSIONAL ASSOCIATES:

Alex Styer, Bellevue Associates

OTHERS:

Larry Imhoff, Lambertville NJ.
Helen Pettit, Lambertville NJ.
Nancy Shill, New Hope PA.
Judith Lockard, Lambertville NJ.

ROLL CALL

Joseph Resta, Executive Director, in his capacity as Secretary for this Meeting called the roll, and at the conclusion thereof, reported that there was a quorum present-there being four members present from the Commonwealth of Pennsylvania and five members present from the State of New Jersey.

WELCOMING REMARKS OF THE EXECUTIVE DIRECTOR

Executive Director Resta welcomed those persons whose identities are set forth hereinabove under "Appearances".

INTRODUCE ANY COMMENTS FROM THE PUBLIC

Executive Director Resta addressed the meeting and invited any comments from the public on items pertaining to today's Agenda.

Executive Director Resta addressed the meeting and said,

We do have four members of the public here today. Larry Imhoff of Lambertville, Helen Pettit from Lambertville, Nancy Shill from New Hope and Judith Lockard from Lambertville. This is the portion of the meeting where we invite any comments on agenda items from the public. This is actually not new business items, so if there are items on the actual agenda that we have, you can make those comments now.

DELAWARE RIVER JOINT TOLL BRIDGE COMMISSION
Meeting of September 18, 2023

Ms. Pettit addressed the meeting and said,

Without the benefit of an agenda we do not know.

Executive Director Resta addressed the meeting and said,

Later in the meeting we do have a new business comment portion from the public, you will be afforded the opportunity to speak then. Okay. Thank you.

Chairman Komjathy addressed the meeting and said,

Next item on the agenda, Mr. Resta.

Executive Director Resta addressed the meeting and said,

Hold on, Mr. Chairman.

Mr. Imhoff addressed the meeting and said,

I have a different topic to speak on. Would this be the appropriate time to discuss the shuttle?

Executive Director Resta addressed the meeting and said,

Mr. Imhoff, that would be a new business item. Thank you.

EXECUTIVE DIRECTOR'S REPORT

Good morning, Commissioners,

Very short today. Commissioners, we do want to ask for your support for all resolutions on today's agenda. We have a lot to get through and also a resolution for four employees for terrific behavior on the job, so we would like to leave time for that.

APPROVAL OF MINUTES FOR COMMISSION MEETING HELD JULY 31, 2023

R: 4798-09-23-ADM-01-09-23

Executive Director Resta addressed the meeting and requested the adoption of a Resolution approving the Minutes of the Commission Meeting held July 31, 2023.

At the conclusion of the review, Vice Chair Janvey moved and Chairman Komjathy seconded the adoption of the following Resolution:

"RESOLVED: by the Delaware River Joint Toll Bridge Commission at its Regular Meeting assembled this 18th day of September 2023 that the Minutes of the Commission Meeting held on

DELAWARE RIVER JOINT TOLL BRIDGE COMMISSION
Meeting of September 18, 2023

July 31, 2023 be adopted and the same hereby are approved.”

Executive Director Resta was requested to conduct a Roll Call Vote.

<u>NEW JERSEY</u>	<u>Yes</u>	<u>No</u>	<u>Abstain</u>	<u>PENNSYLVANIA</u>	<u>Yes</u>	<u>No</u>	<u>Abstain</u>
Ms. Ciesla	X			Ms. De Leon	X		
Mr. Van Vliet	X			Mr. Shahid	X		
Mr. Lavery	X			Mr. Christy	X		
Ms. Laurenti	X			Mr. Grace			
Mr. Komjathy	X			Ms. Janvey	X		

Executive Director Resta reported that there were five affirmative votes from New Jersey, and four affirmative votes from Pennsylvania.

Executive Director Resta then invited any further questions on the Resolution. No further questions were presented, and the Resolution was unanimously adopted.

APPROVAL OF OPERATIONS REPORT-MONTHS OF JULY & AUGUST 2023

R: 4799-09-23-ADM-02-09-23

Executive Director Resta addressed the meeting and asked if there were any questions on any of the reports contained in the “Operations Report”.

At the conclusion of the review, Chairman Komjathy moved and Vice Chair Janvey seconded the adoption of the following Resolution:

“**RESOLVED:** by the Delaware River Joint Toll Bridge Commission at its Regular Meeting assembled this 18th day of September 2023 that the Operations Report, which reflects Commission activity for the months of July & August 2023 are hereby approved.”

Executive Director Resta was requested to conduct a Roll Call Vote.

<u>NEW JERSEY</u>	<u>Yes</u>	<u>No</u>	<u>Abstain</u>	<u>PENNSYLVANIA</u>	<u>Yes</u>	<u>No</u>	<u>Abstain</u>
Ms. Ciesla	X			Ms. De Leon	X		
Mr. Van Vliet	X			Mr. Shahid	X		
Mr. Lavery	X			Mr. Christy	X		
Ms. Laurenti	X			Mr. Grace			
Mr. Komjathy	X			Ms. Janvey	X		

Executive Director Resta reported that there were five affirmative votes from New Jersey, and four affirmative votes from Pennsylvania.

Executive Director Resta then invited any further questions on the Resolution. No further questions were presented, and the Resolution was unanimously adopted.

DELAWARE RIVER JOINT TOLL BRIDGE COMMISSION
Meeting of September 18, 2023

**CONSTRUCTION MANAGEMENT TASK ORDER AGREEMENT, CONTRACT C-789,
AWARD OF CONTRACT**

R: 4800-09-23-ENG-01-09-23

Executive Director Resta addressed the Meeting and asked the Commission Members, if, after their review, there were any questions.

At the conclusion of the review, Commissioner Christy moved and Commissioner Lavery seconded the adoption of the following Resolution:

“RESOLVED: By the Delaware River Joint Toll Bridge Commission at its Regular Meeting assembled this 18th Day of September 2023, that the Commission award Contract No. C-789A, Construction Management Task Order Agreement, to Pennoni Associates, Inc. (PAI), of King of Prussia, PA, for a twenty-four (24) month period for an amount not to- exceed \$500,000;

“RESOLVED: Identify the General Reserve Fund as the source of funds required for payment of any invoices;

“RESOLVED: The Executive Director is hereby authorized to approve and execute all necessary contracts on behalf of the DRJTBC.”

Executive Director Resta was requested to conduct a Roll Call Vote.

<u>NEW JERSEY</u>	<u>Yes</u>	<u>No</u>	<u>Abstain</u>	<u>PENNSYLVANIA</u>	<u>Yes</u>	<u>No</u>	<u>Abstain</u>
Ms. Ciesla	X			Ms. De Leon	X		
Mr. Van Vliet	X			Mr. Shahid	X		
Mr. Lavery	X			Mr. Christy	X		
Ms. Laurenti	X			Mr. Grace			
Mr. Komjathy	X			Ms. Janvey	X		

Executive Director Resta reported that there were five affirmative votes from New Jersey, and four affirmative votes from Pennsylvania.

Executive Director Resta then invited any further questions on the Resolution. No further questions were presented, and the Resolution was unanimously adopted.

**APPOINTMENT OF AUDREY BASKERVILLE TO SENIOR ACCOUNTANT,
GENERAL LEDGER & FINANCIAL REPORTING POSITION, ACCOUNTING
DEPARTMENT**

R:4801-09-23-PER-01-09-23

Executive Director Resta addressed the Meeting and asked the Commission Members, if, after their review, there were any questions.

DELAWARE RIVER JOINT TOLL BRIDGE COMMISSION
Meeting of September 18, 2023

At the conclusion of the review, Vice Chair Janvey moved and Commissioner Laurenti seconded the adoption of the following Resolution:

RESOLVED: By the Delaware River Joint Toll Bridge Commission at its Regular Meeting assembled this 18th Day of September 2023, that Audrey Baskerville be appointed to the position of Senior Accountant, General Ledger & Financial Reporting in the Accounting Department. Compensation shall be set at \$91,628 per annum.”

.Executive Director Resta was requested to conduct a Roll Call Vote.

<u>NEW JERSEY</u>	<u>Yes</u>	<u>No</u>	<u>Abstain</u>	<u>PENNSYLVANIA</u>	<u>Yes</u>	<u>No</u>	<u>Abstain</u>
Ms. Ciesla	X			Ms. De Leon	X		
Mr. Van Vliet	X			Mr. Shahid	X		
Mr. Lavery	X			Mr. Christy	X		
Ms. Laurenti	X			Mr. Grace			
Mr. Komjathy	X			Ms. Janvey	X		

Executive Director Resta reported that there were five affirmative votes from New Jersey, and four affirmative votes from Pennsylvania.

Executive Director Resta then invited any further questions on the Resolution. No further questions were presented, and the Resolution was unanimously adopted.

APPOINTMENT OF NICHOLAS HAYNES TO CONTRACT COMPLIANCE MANAGER POSITION, CONTRACT COMPLIANCE DEPARTMENT

R:4802-09-23-PER-02-09-23

Executive Director Resta addressed the Meeting and asked the Commission Members, if, after their review, there were any questions.

At the conclusion of the review, Commissioner Shahid most certainly moved and Commissioner Ciesla seconded the adoption of the following Resolution:

“RESOLVED: By the Delaware River Joint Toll Bridge Commission at its Regular Meeting assembled this 18th Day of September 2023, that Nicholas Haynes be appointed to the position of Contract Compliance Manager in the Contract Compliance Department. Compensation shall be set at \$86,054 per annum.”

Executive Director Resta was requested to conduct a Roll Call Vote.

<u>NEW JERSEY</u>	<u>Yes</u>	<u>No</u>	<u>Abstain</u>	<u>PENNSYLVANIA</u>	<u>Yes</u>	<u>No</u>	<u>Abstain</u>
Ms. Ciesla	X			Ms. De Leon	X		
Mr. Van Vliet	X			Mr. Shahid	X		
Mr. Lavery	X			Mr. Christy	X		
Ms. Laurenti	X			Mr. Grace			
Mr. Komjathy	X			Ms. Janvey	X		

DELAWARE RIVER JOINT TOLL BRIDGE COMMISSION
Meeting of September 18, 2023

Executive Director Resta reported that there were five affirmative votes from New Jersey, and four affirmative votes from Pennsylvania.

Executive Director Resta then invited any further questions on the Resolution. No further questions were presented, and the Resolution was unanimously adopted.

PROMOTION OF JOHN ANDERSON TO DEPUTY REGIONAL MAINTENANCE SUPERVISOR, SOUTHERN REGION

R: 4803-09-23-PER-03-09-23

Executive Director Resta addressed the Meeting and asked the Commission Members, if, after their review, there were any questions.

At the conclusion of the review, Chairman Komjathy moved and Commissioner De Leon seconded the adoption of the following Resolution:

“RESOLVED: By the Delaware River Joint Toll Bridge Commission at its Regular Meeting assembled this 18th Day of September 2023, that John Anderson be promoted to the position of Deputy Regional Maintenance Supervisor, Southern Region in the Maintenance and Fleet Operations Division. Compensation shall be set at \$74,346 per annum.”

Executive Director Resta was requested to conduct a Roll Call Vote.

<u>NEW JERSEY</u>	<u>Yes</u>	<u>No</u>	<u>Abstain</u>	<u>PENNSYLVANIA</u>	<u>Yes</u>	<u>No</u>	<u>Abstain</u>
Ms. Ciesla	X			Ms. De Leon	X		
Mr. Van Vliet	X			Mr. Shahid	X		
Mr. Lavery	X			Mr. Christy	X		
Ms. Laurenti	X			Mr. Grace			
Mr. Komjathy	X			Ms. Janvey	X		

Executive Director Resta reported that there were five affirmative votes from New Jersey, and four affirmative votes from Pennsylvania.

Executive Director Resta then invited any further questions on the Resolution. No further questions were presented, and the Resolution was unanimously adopted.

PROMOTION OF JOSEPH MAZAK TO TOLL SUPPORTED BRIDGE CORPORAL, CENTRAL REGION

R: 4804-09-23-PER-04-09-23

Executive Director Resta addressed the Meeting and asked the Commission Members, if, after their review, there were any questions.

DELAWARE RIVER JOINT TOLL BRIDGE COMMISSION
Meeting of September 18, 2023

At the conclusion of the review, Commissioner Lavery moved and Commissioner Christy seconded the adoption of the following Resolution:

“RESOLVED: By the Delaware River Joint Toll Bridge Commission at its Regular Meeting assembled this 18th day of September 2023, that Joseph Mazak be promoted to the position of Toll-Supported Bridge Corporal, Central Region, in the Public Safety and Bridge Security Department. Compensation shall be set at \$70,403 per annum.”

Executive Director Resta was requested to conduct a Roll Call Vote.

<u>NEW JERSEY</u>	<u>Yes</u>	<u>No</u>	<u>Abstain</u>	<u>PENNSYLVANIA</u>	<u>Yes</u>	<u>No</u>	<u>Abstain</u>
Ms. Ciesla	X			Ms. De Leon	X		
Mr. Van Vliet	X			Mr. Shahid	X		
Mr. Lavery	X			Mr. Christy	X		
Ms. Laurenti	X			Mr. Grace			
Mr. Komjathy	X			Ms. Janvey	X		

Executive Director Resta reported that there were five affirmative votes from New Jersey, and four affirmative votes from Pennsylvania.

Executive Director Resta then invited any further questions on the Resolution. No further questions were presented, and the Resolution was unanimously adopted.

PROMOTION OF SANDRA GIORDANO TO TOLL BRIDGE CORPORAL, CENTRAL REGION

R: 4805-09-23-PER-05-09-23

Executive Director Resta addressed the Meeting and asked the Commission Members, if, after their review, there were any questions.

At the conclusion of the review, Commissioner Ciesla moved and Commissioner De Leon seconded the adoption of the following Resolution:

“RESOLVED: By the Delaware River Joint Toll Bridge Commission at its Regular Meeting assembled this 18th day of September 2023, that Sandra Giordano be promoted to the position of Toll Bridge Corporal, Central Region, in the Public Safety and Bridge Security department. Compensation shall be set at \$70,403 per annum.”

Executive Director Resta was requested to conduct a Roll Call Vote.

<u>NEW JERSEY</u>	<u>Yes</u>	<u>No</u>	<u>Abstain</u>	<u>PENNSYLVANIA</u>	<u>Yes</u>	<u>No</u>	<u>Abstain</u>
Ms. Ciesla	X			Ms. De Leon	X		
Mr. Van Vliet	X			Mr. Shahid	X		
Mr. Lavery	X			Mr. Christy	X		
Ms. Laurenti	X			Mr. Grace			
Mr. Komjathy	X			Ms. Janvey	X		

DELAWARE RIVER JOINT TOLL BRIDGE COMMISSION
Meeting of September 18, 2023

Executive Director Resta reported that there were five affirmative votes from New Jersey, and four affirmative votes from Pennsylvania.

Executive Director Resta then invited any further questions on the Resolution. No further questions were presented, and the Resolution was unanimously adopted.

PROMOTION OF DAWN HAWTHORNE TO TOLL BRIDGE CORPORAL, SOUTHERN REGION

R: 4806-09-23-PER-06-09-23

Executive Director Resta addressed the Meeting and asked the Commission Members, if, after their review, there were any questions.

At the conclusion of the review, Vice Chair Janvey moved and Commissioner Van Vliet seconded the adoption of the following Resolution:

“RESOLVED: By the Delaware River Joint Toll Bridge Commission at its Regular Meeting assembled this 18th Day of September 2023, that Dawn Hawthorne be promoted to the position of Toll Bridge Corporal, Southern Region, in the Public Safety and Bridge Security Department. Compensation shall be set at \$70,403 per annum.”

Executive Director Resta was requested to conduct a Roll Call Vote.

<u>NEW JERSEY</u>	<u>Yes</u>	<u>No</u>	<u>Abstain</u>	<u>PENNSYLVANIA</u>	<u>Yes</u>	<u>No</u>	<u>Abstain</u>
Ms. Ciesla	X			Ms. De Leon	X		
Mr. Van Vliet	X			Mr. Shahid	X		
Mr. Lavery	X			Mr. Christy	X		
Ms. Laurenti	X			Mr. Grace			
Mr. Komjathy	X			Ms. Janvey	X		

Executive Director Resta reported that there were five affirmative votes from New Jersey, and four affirmative votes from Pennsylvania.

Executive Director Resta then invited any further questions on the Resolution. No further questions were presented, and the Resolution was unanimously adopted.

APPROVAL FOR RETIREMENT BENEFITS, STEVEN L. BERMAN, TOLL SERGEANT

R: 4807-09-23-PER-07-09-23

Executive Director Resta addressed the Meeting and asked the Commission Members, if, after their review, there were any questions.

DELAWARE RIVER JOINT TOLL BRIDGE COMMISSION
Meeting of September 18, 2023

At the conclusion of the review, Commissioner Van Vliet moved and Vice Chair Janvey seconded the adoption of the following Resolution:

“RESOLVED: By the Delaware River Joint Toll Bridge Commission at its Regular Meeting assembled this 18th Day of September 2023, that, subject to applicable practices and procedures, the Commission approves the provision of retirement benefits to Steven L. Berman who is to retire on January 26, 2024.”

Executive Director Resta was requested to conduct a Roll Call Vote.

<u>NEW JERSEY</u>	<u>Yes</u>	<u>No</u>	<u>Abstain</u>	<u>PENNSYLVANIA</u>	<u>Yes</u>	<u>No</u>	<u>Abstain</u>
Ms. Ciesla	X			Ms. De Leon	X		
Mr. Van Vliet	X			Mr. Shahid	X		
Mr. Lavery	X			Mr. Christy	X		
Ms. Laurenti	X			Mr. Grace			
Mr. Komjathy	X			Ms. Janvey	X		

Executive Director Resta reported that there were five affirmative votes from New Jersey, and four affirmative votes from Pennsylvania.

Executive Director Resta then invited any further questions on the Resolution. No further questions were presented, and the Resolution was unanimously adopted.

APPROVAL FOR RETIREMENT BENEFITS, ROBERT B. SHIMP, TOLL COLLECTOR

R: 4808-09-23-PER-08-09-23

Executive Director Resta addressed the Meeting and asked the Commission Members, if, after their review, there were any questions.

At the conclusion of the review, Commissioner Ciesla moved and Commissioner Shahid seconded the adoption of the following Resolution:

“RESOLVED: By the Delaware River Joint Toll Bridge Commission at its Regular Meeting assembled this 18th Day of September 2023, that, subject to applicable practices and procedures, the Commission approves the provision of retirement benefits for Robert B. Shimp who retired on August 15, 2023.”

Executive Director Resta was requested to conduct a Roll Call Vote.

<u>NEW JERSEY</u>	<u>Yes</u>	<u>No</u>	<u>Abstain</u>	<u>PENNSYLVANIA</u>	<u>Yes</u>	<u>No</u>	<u>Abstain</u>
Ms. Ciesla	X			Ms. De Leon	X		
Mr. Van Vliet	X			Mr. Shahid	X		
Mr. Lavery	X			Mr. Christy	X		
Ms. Laurenti	X			Mr. Grace			
Mr. Komjathy	X			Ms. Janvey	X		

DELAWARE RIVER JOINT TOLL BRIDGE COMMISSION
Meeting of September 18, 2023

Executive Director Resta reported that there were five affirmative votes from New Jersey, and four affirmative votes from Pennsylvania.

Executive Director Resta then invited any further questions on the Resolution. No further questions were presented, and the Resolution was unanimously adopted.

APPROVAL FOR PAYMENT OF INVOICES ARCHER LAW, PA GENERAL COUNSEL

R: 4809-09-23-ACCT-01-09-23

Executive Director Resta addressed the Meeting and asked the Commission Members, if, after their review, there were any questions.

At the conclusion of the review, Vice Chair Janvey moved and Chairman Komjathy seconded the adoption of the following Resolution:

“RESOLVED: By the Delaware River Joint Toll Bridge Commission at its Regular Meeting assembled this 18th Day of September 2023, authorizes for payment of invoices #4294597, #4294598, #4294600, #4293650, #4293651, #4293652, #4293653 and #4293664 in the total amount of \$13,000.00 for Professional Services Rendered.

“RESOLVED: Identifying the Operating Fund as the source of funds required for any and all disbursements.”

Executive Director Resta was requested to conduct a Roll Call Vote.

<u>NEW JERSEY</u>	<u>Yes</u>	<u>No</u>	<u>Abstain</u>	<u>PENNSYLVANIA</u>	<u>Yes</u>	<u>No</u>	<u>Abstain</u>
Ms. Ciesla	X			Ms. De Leon	X		
Mr. Van Vliet	X			Mr. Shahid	X		
Mr. Lavery	X			Mr. Christy	X		
Ms. Laurenti	X			Mr. Grace			
Mr. Komjathy	X			Ms. Janvey	X		

Executive Director Resta reported that there were five affirmative votes from New Jersey, and four affirmative votes from Pennsylvania.

Executive Director Resta then invited any further questions on the Resolution. No further questions were presented, and the Resolution was unanimously adopted.

DELAWARE RIVER JOINT TOLL BRIDGE COMMISSION
Meeting of September 18, 2023

APPROVE PAYMENT OF INVOICES, FLORIO, PERRUCCI, STEINHARDT AND CAPPELLI, NJ GENERAL COUNSEL

R: 4810-09-23-ACCT-02-09-23

Executive Director Resta addressed the Meeting and asked the Commission Members, if, after their review, there were any questions.

At the conclusion of the review, Vice Chair Janvey moved and Chairman Komjathy seconded the adoption of the following Resolution:

“RESOLVED: By the Delaware River Joint Toll Bridge Commission at its Regular Meeting assembled this 18th Day of September 2023, authorizes for payment of invoices #616626 and #615036 in the total amount due of \$1,795.00 for Capital and Non-Capital Professional Services to Florio, Perrucci, Steinhardt and Cappelli, NJ Legal Counsel.

RESOLVED: Identifying the Operating Fund as the source of funds required for any and all disbursements.”

Executive Director Resta was requested to conduct a Roll Call Vote.

<u>NEW JERSEY</u>	<u>Yes</u>	<u>No</u>	<u>Abstain</u>	<u>PENNSYLVANIA</u>	<u>Yes</u>	<u>No</u>	<u>Abstain</u>
Ms. Ciesla	X			Ms. De Leon	X		
Mr. Van Vliet	X			Mr. Shahid	X		
Mr. Lavery	X			Mr. Christy	X		
Ms. Laurenti	X			Mr. Grace			
Mr. Komjathy	X			Ms. Janvey	X		

Executive Director Resta reported that there were five affirmative votes from New Jersey, and four affirmative votes from Pennsylvania.

Executive Director Resta then invited any further questions on the Resolution. No further questions were presented, and the Resolution was unanimously adopted.

APPROVE PAYMENT OF INVOICES, CHIESA, SHAHINIAN & GIANTOMASI, NJ LABOR COUNSEL

R: 4811-09-23-ACCT-03-09-23

Executive Director Resta addressed the Meeting and asked the Commission Members, if, after their review, there were any questions.

At the conclusion of the review, Vice Chair Janvey moved and Chairman Komjathy seconded the adoption of the following Resolution

DELWARE RIVER JOINT TOLL BRIDGE COMMISSION
Meeting of September 18, 2023

“RESOLVED: By the Delaware River Joint Toll Bridge Commission at its Regular Meeting assembled this 18th Day of September 2023, authorizes for payment of invoices #588317, and #588282 in the total amount due of \$12,259.60 for professional services rendered to Chiesa, Shahinian & Giantomasi, New Jersey Labor Counsel.

“RESOLVED: Identifying the Operating Fund as the source of funds required for any and all disbursements.”

Executive Director Resta was requested to conduct a Roll Call Vote.

<u>NEW JERSEY</u>	<u>Yes</u>	<u>No</u>	<u>Abstain</u>	<u>PENNSYLVANIA</u>	<u>Yes</u>	<u>No</u>	<u>Abstain</u>
Ms. Ciesla	X			Ms. De Leon	X		
Mr. Van Vliet	X			Mr. Shahid	X		
Mr. Lavery	X			Mr. Christy	X		
Ms. Laurenti	X			Mr. Grace			
Mr. Komjathy	X			Ms. Janvey	X		

Executive Director Resta reported that there were five affirmative votes from New Jersey, and four affirmative votes from Pennsylvania.

Executive Director Resta then invited any further questions on the Resolution. No further questions were presented, and the Resolution was unanimously adopted.

**APPROVE PAYMENT OF INVOICES STRADLEY RONON,
PA LABOR COUNSEL**

R: 4812-09-23-ACCT-04-09-23

Executive Director Resta addressed the Meeting and asked the Commission Members, if, after their review, there were any questions.

At the conclusion of the review, Vice Chair Janvey moved and Chairman Komjathy seconded the adoption of the following Resolution

“RESOLVED: By the Delaware River Joint Toll Bridge Commission at its Regular Meeting assembled this 18th Day of September 2023, authorizes for payment of invoice #23072756 in the total amount of \$9,925.00 for Services Rendered to Stradley Ronon, PA Labor Counsel.

“RESOLVED: Identifying the Operating Fund as the source of funds required for any and all disbursements.”

DELWARE RIVER JOINT TOLL BRIDGE COMMISSION
Meeting of September 18, 2023

Executive Director Resta was requested to conduct a Roll Call Vote.

<u>NEW JERSEY</u>	<u>Yes</u>	<u>No</u>	<u>Abstain</u>	<u>PENNSYLVANIA</u>	<u>Yes</u>	<u>No</u>	<u>Abstain</u>
Ms. Ciesla	X			Ms. De Leon	X		
Mr. Van Vliet	X			Mr. Shahid	X		
Mr. Lavery	X			Mr. Christy	X		
Ms. Laurenti	X			Mr. Grace			
Mr. Komjathy	X			Ms. Janvey	X		

Executive Director Resta reported that there were five affirmative votes from New Jersey, and four affirmative votes from Pennsylvania.

Executive Director Resta then invited any further questions on the Resolution. No further questions were presented, and the Resolution was unanimously adopted.

INVITE ANY COMMENTS FROM THE PUBLIC

Ms. Helen Pettit, Resident of Lambertville addressed the meeting and said,

I'm Helen Pettit. I'm a resident of Lambertville and I am here to comment in response to the public response to comments document that has just been released since your last meeting. I have to say we are particularly disappointed in this because we don't feel it addressed our concerns at all with respect to the lighting on the bridge. The project did not receive an environmental assessment statement for the reason that it was a restoration renovation project. They see issues such as upgrading lighting from incandescent to LED and all well and good and no one argues with the imperative purpose of this Commission to maintain the bridges so that they are safe and so that we reduce the cost for lighting. Everybody is in favor of that. Our concern is the vanity lighting beneath the bridge which is excessive and was not addressed properly in the response to comment documents. The response to comment documents really references that many other bridges are lighting with LED's. We would also argue that the statement that it isn't required to have an assessment because it is renovation and restoration is inappropriate with respect to extending the project beyond that to add this vanity lighting. Because there was no assessment for this vanity lighting under the bridge, the historic district of Lambertville was not taken in to consideration. As a historic district, our commerce and tourism relies largely on the character of Lambertville in its historic appearance and flavor. To move this in to something out of looking more like Las Vegas is totally antithetical to who we are as a municipality. We have gathered numerous signatures with respect to the concern the Lambertville residents have for extending lighting in this manner to make us look more like Las Vegas than the historic district of Lambertville. The issues related to historic preservation and the historic aesthetic of Lambertville were not at all taken under consideration. The response to comments documents also didn't address the concerns, the environmental concerns about the lighting which are now being fully recognized worldwide that night lighting is very disruptive, very harmful to the ecosystem. So, the document did not address that at all. We understand that this is ready to go to bid, I understand, in October. Is that correct? You are receiving bids on this document? Understand that this is on the on the street. Only two avenues would be available to you at this time. We don't want to delay the necessary repair and renovation of this bridge, but there could be an addendum depending on how the contract was structured. There could be an addendum to delete the underground light -- under bridge lighting

DELWARE RIVER JOINT TOLL BRIDGE COMMISSION
Meeting of September 18, 2023

which would be a great benefit to the threatened Swallow population that is under the bridge and to the Shad migration which are critical and all of the other issues that are now fully recognized by colleges about what unnecessary lighting. There could be an addendum or after award or, of course, you could do a change order to delete the portion that deals with the vanity lighting under the bridge. I did submit a request for information because it didn't appear on your site regarding the breakdown of the engineering costs for this project to determine ever if the contract, if the big documents, the specs and the drawings were broken out for engineering estimates as to how much the lighting would cost, but whatever it is, as far as the historic preservation and the environmental concerns that Lambertville residents have, it would be a cost benefit to have a credit change order to delete this part of the project. So we would ask that you take that in to consideration at this time because we find that the response to comments on those issues are wholly inadequate and that we think it was inappropriate for you not to have an EAS for the expansion of the project beyond the mere renovation of what needs to be done for health and safety. Thank you.

Executive Director Resta addressed the meeting and said,

Thank you, Ms. Lockard. Thank you for your comments. That was Helen Pettit from Lambertville echoing Ms. Lockard's comments and Nancy Shill from New Hope echoing Ms. Lockard's comments .

Ms. Judith Lockard addressed the meeting and said,

It's actually the opposite. She is Ms. Pettit and I'm Ms. Lockard.

Executive Director Resta addressed the meeting and said,

Okay. Thank you. I believe we have Mr. Imhoff of Lambertville.

Mr. Larry Imhoff addressed the meeting and said,

Is there some place to be on camera or the speaker?

Executive Director Resta addressed the meeting and said,

If you want to be on camera, sit in that chair right there.

Mr. Larry Imhoff addressed the meeting and said,

As a former managing consultant for a large international company who has shown up in somewhat casual fashion, I don't know if I should be on camera or not.

Executive Director Resta addressed the meeting and said,

If you want to be on camera, sit here.

Mr. Larry Imhoff addressed the meeting and said,

DELWARE RIVER JOINT TOLL BRIDGE COMMISSION
Meeting of September 18, 2023

I didn't know that everybody was going to be on remote. I kind of assumed it, I guess, so I brought paper copies. I can make a PDF available if you need it for further distribution. Would that be acceptable?

Executive Director Resta addressed the meeting and said,

We can scan this. I'll send it. Go ahead, Mr. Imhoff.

Mr. Larry Imhoff addressed the meeting and said,

Mr. Chairman, members of the Commission, my name is Larry Imhoff. I represent an organization in Lambertville, the Greater Lambertville Area Free Bridge Mutual Aid. Specifically, we have a group that has free rides. People call up and they say, I need a ride to the doctor. I need to go to the grocery store. I need, et cetera. And we have volunteer drivers like myself who provide that service. With regards to the operation of the shuttle, we see that as a potential benefit for us, because we have members of the community who go to the grocery stores. Lambertville does not have a grocery store, so people need to go over to New Hope to the grocery store to McCaffrey's or to the Giant. I took a look at what I assume will be the route of the shuttle because, as I understand it, the shuttle buses will not cross the bridge. It's a one-way operation. Nonetheless, the shuttles will run from New Hope back around to Lambertville. So you will see on page three of this presentation an analysis of what would it take if the shuttle were to make a stop at two low-income housing apartments. The Hibernia Apartments and the Hunterdon Apartments. They are both really right on the route of what we would assume the shuttle would take. We also assume that because the shuttles, I'm told it's going to be too big to transit the bridge, that the shuttle in each run will make a start from, say, at the bridge west end, go out Bridge Street to 202 and then circle back around, so our perception is it would be a very small impact. As you will see on the sheet, it would add about 1.2 percent to the weekly mileage that the shuttle would transit. It would not require any additional drivers for it to happen. It wouldn't require any additional liability because all of these people are potential in your audience anyway, so we think it can be a public service and a benefit to the Commission because, as we all know, this is going to be controversial. It's going to be a discomfort for people to not be able to get across the bridge, et cetera. So it looks to us like an opportunity for the Bridge Commission, as well as our organization to make an assessment of this shuttle operation happen. With only a 1.2 percent disruption. That 1.2 percent is based on, and we don't know as a frequency to which this would be appropriate. But I proposed Monday, Wednesday, Saturday and three trips. Certainly, not every trip. I think the shuttles plan to make a trip every half hour from about 7:00 in the morning until about eleven o'clock at night, so we are talking about nine out of quite a few trips whereby we would ask the shuttle to make this kind of operational change stopping at the Giant store and the few housing areas in Lambertville. We see a potential audience not that big, really. Probably no more than 70 people, 80 people, 90 people that would be the potential audience for this and of that, probably no more than five percent of them on any given day. Currently people who don't have transportation, our customers, for groceries quite often use a delivery service and that's expensive. It's marked up groceries with Instacart at McCaffrey's are marked up about 15 percent, plus a delivery fee. Pea-Pod at Giant are marked up and a delivery fee from Shop Rite in Flemington. So I hope this all makes sense to you. This is something that, you know, as a retired individual we are really committed to getting these

DELAWARE RIVER JOINT TOLL BRIDGE COMMISSION
Meeting of September 18, 2023

people to doctors' appointments, et cetera, et cetera. It operates in just the greater Lambertville area, and we think it would be a public service on the part of the Commission to make this relatively small change. Are there questions?

Executive Director Resta addressed the meeting and said,

Just for clarification, McCaffrey, Giant, I understand the food stores. Can you re-name the apartment complexes again?

Mr. Larry Imhoff addressed the meeting and said,

Yes. Two apartment complexes and these are called out on when you see page three there is the proposed route and they're called out on there. But there is the Hunterdon Apartments which, if you are familiar with Lambertville, is directly across the street from the Lambertville public school and then down on South Main is the Hibernia Apartments and they are, you know, about one block off of Bridge Street. So I looked at the mileage for the difference between what we are presumed route and our proposed route and looked at how much would that make in terms of weekly miles to the shuttle, just each number. We don't have as much information as we would like, and I'm only asking today for the Commission to consider, not to commit to it, because we would like to do actually on our part some more research about the potential ridership, our audience for this. Currently we have in two years provided about 600 rides to people in the area and not a lot of them go to the grocery store. For the most part, it's medical appointments, so we would like to go to both of these locations to people in the neighborhood and say if you had the chance to take a shuttle bus, one of three during the given day, one of one, two or three days a week, would that be of service to you? Would you use that? Any other questions?

Executive Director Resta addressed the meeting and said,

No. That's it. I just wanted to make sure I had the apartment complexes.

Mr. Larry Imhoff addressed the meeting and said,

How can I follow up?

Executive Director Resta addressed the meeting and said,

We would have to follow up with you.

Mr. Larry Imhoff addressed the meeting and said,

Is there a way I can provide it rather than this?

Executive Director Resta addressed the meeting and said,

Sure. You can send it to me. No problem. I'll give you an e-mail.

DELAWARE RIVER JOINT TOLL BRIDGE COMMISSION
Meeting of September 18, 2023

Mr. Larry Imhoff addressed the meeting and said,

Thanks, everyone, for your attention. I appreciate this. It's a service that, as a retired person, I get a great deal of satisfaction out of and being able to provide.

Chairman Komjathy addressed the meeting and said,

Thank you, Mr. Imhoff, for your service to Lambertville.

Executive Director Resta addressed the meeting and said,

Thank you. Are there any further comments from the public? Anybody online as a member of the public wish to say anything further for today's session? Commissioners, we do have a proclamation of the Commissioners for four individuals. I will read it into the record. We will probably take some photos in here and then we will get through the scheduling of next month's meeting.

PROCLAMATION OF THE COMMISSIONERS- 4 INDIVIDUALS

R: 4813-09-23

Whereas, the Delaware River Joint Toll Bridge Commission is a bistate transportation agency with a network of 20 bridges linking the states of New Jersey and Pennsylvania; and

Whereas, the Commission operates a Public Safety & Bridge Security Department and staffs a Control Center to handle emergencies, accidents, and other incidents at the bridges; and

Whereas, Deputy Director James Davis and Bridge Monitor Deborah Seddon observed a suspicious man walking toward Pennsylvania on a New Jersey-bound highway shoulder at the Scudder Falls (I-295) Toll Bridge; and

Whereas, Corporal Joseph Boraski and Corporal John Kelly were dispatched to intercept the individual who had progressed across the bridge toward the Commission's park-and-ride lot in Lower Makefield, PA.; and

Whereas, the Corporals confronted the man, Jessey R. Slater, who stated that he had been "kicked out" of a vehicle and was waiting for a ride; and

Whereas, Seddon continued to watch Slater on Commission security cameras after Boraski and Kelly reported their initial findings and departed the park-and-ride; and

Whereas, Seddon observed Slater – dressed in orange shorts with a white t-shirt wrapped around his head – as he left the park-and-ride lot and entered a nearby wooded area; and

Whereas, New Jersey authorities later issued a "Be on the Lookout" alert for a prisoner matching Slater's description who had escaped from a minimum-security work detail in Trenton; and

Whereas, when the Control Center relayed the information, Davis, Seddon, Boraski, and Kelly

DELAWARE RIVER JOINT TOLL BRIDGE COMMISSION
Meeting of September 18, 2023

*immediately recognized Slater matching the missing prisoner's description; and
Whereas, after Boraski saw a New Jersey Department of Corrections vehicle at Scudder Falls
and informed the occupants of Slater's earlier movements, a search party was formed and
successfully found Slater in the wooded area where he was last seen by Seddon. Now, therefore
Be It Resolved by the Delaware River Joint Toll Bridge Commission meeting in Lower
Makefield, PA. this 18th day of September 2023: That this Commission hereby recognizes*

***James Davis, Joseph Boraski, John Kelly,
and Deborah Seddon***

*Commends their timely and professional actions in keeping with the Commission's highest
standards of public service; and*

*Be It Further Resolved: That this Proclamation be included in the Minutes of this Meeting,
a copy be placed in their respective personnel files, and duly authenticated ceremonial copies be
transmitted to Public Safety & Bridge Security employees Davis, Boraski, Kelly, and Seddon.*

SCHEDULING OF THE OCTOBER 30, 2023 MEETING

Executive Director Resta addressed the Meeting and stated that the Commission's next meeting
is scheduled to be held Monday, October 30, 2023

This meeting will be called to Order at 10:30 a.m. at the Scudder Falls Administration Building,
1199 Woodside Road, Yardley, PA 19067.


Executive Director Resta assured the Commission Members that an "Official Notice of Meeting"
would be forwarded to each and every Member of the Commission.

ADJOURNMENT


Vice Chair Janvey then moved that the Meeting be adjourned, and Chairman Komjathy seconded.
The voice vote was unanimously affirmative, and the Meeting was adjourned at 11:15 a.m.,
Monday, September 18, 2023.

DELAWARE RIVER JOINT TOLL BRIDGE COMMISSION
Meeting of September 18, 2023

Prepared and submitted by:


HEATHER L. MCCONNELL
Executive Administrative Generalist/
Commissioner Liaison

Attested by:


ARNOLD J. CONOLINE
Assistant Secretary/Treasurer

Approved by:


JOSEPH J. RESTA
Executive Director

DELAWARE RIVER JOINT TOLL BRIDGE COMMISSION

Meeting of September 18, 2023

FINANCE

The following Pages reflect the reports on those items assigned to the Finance Department. Each item is reported separately and page numbered accordingly.

DELAWARE RIVER JOINT TOLL BRIDGE COMMISSION

Meeting of September 18, 2023

July Financial Report

SUBJECT	DESCRIPTION	PAGE NUMBER
Accounting	Status of Cash Balances at July 31, 2023	1
Accounting	Status of Bond Retirement at July 31, 2023	2
Accounting	Status of Investments at July 31, 2023	3-6
Accounting	Status of Toll Traffic and Revenue & Toll Supported Traffic Month of July 2023 Compared with Month of July 2022	7-22
Accounting	Statistical Summary of Expenditures on Toll Bridges and Toll Supported Bridges Accounts for the Period July 1, 2023 through July 31, 2023	23-31
Accounting	Statement of Revenue and Expenses: Seven Month Period ending July 31, 2023	32

DELAWARE RIVER JOINT TOLL BRIDGE COMMISSION

Meeting of September 18, 2023

There follows Cash Balances of the Commission at July 31, 2023 for the information and review of the Members:

COMMISSION CASH DEPOSITS

Wells Fargo Bank, N. A.

Revenue Fund	8,413,142
Payroll Fund	191,169
Insurance Clearing Account	750,000
TOTAL	\$ 9,354,311

CASH DEPOSIT GUARANTEES

Wells Fargo Bank PA ACT 72 FULL BALANCE

DELAWARE RIVER JOINT TOLL BRIDGE COMMISSION

Meeting of September 18, 2023

STATUS OF BRIDGE REVENUE BONDS AT JULY 31, 2023

Maturity	SERIES 2015			SERIES 2017			SERIES 2019A			SERIES 2019B			Total	
	Yield	Principal Amount	Maturities & Calls	Yield	Principal Amount	Maturities & Calls	Yield	Principal Amount	Maturities & Calls	Yield	Principal Amount	Maturities & Calls	Average Yield	Remaining Outstanding
7/1/2019	0	2,410,000	2,410,000											
7/1/2020	1.62%	2,540,000	2,540,000	1.00%	945,000	945,000	1.17%	505,000	505,000	1.17%	6,015,000	6,015,000		-
7/1/2021	1.86%	2,540,000	2,540,000	1.00%	875,000	875,000	1.20%	435,000	435,000	1.20%	5,945,000	5,945,000		-
7/1/2022	2.10%	2,695,000	2,695,000	1.81%	1,740,000	1,740,000	1.23%	455,000	455,000	1.23%	6,255,000	6,255,000		-
7/1/2022							0.00%							-
7/1/2023	2.34%	2,795,000	2,795,000	2.03%	1,865,000	1,865,000	1.25%	480,000	480,000	1.25%	6,565,000	6,565,000		-
7/1/2024	2.43%	2,935,000		2.31%	1,970,000		1.31%	8,015,000		1.31%	6,830,000		1.58%	19,750,000
7/1/2025	2.55%	3,015,000		2.52%	1,070,000		1.40%	8,170,000		1.40%	7,195,000		1.64%	19,450,000
7/1/2026	2.73%	3,180,000					1.49%	8,585,000		1.49%	7,515,000		1.69%	19,280,000
7/1/2026														-
7/1/2027	3.10%	4,540,000		2.80%	20,000		1.59%	5,800,000		1.59%	7,880,000		1.97%	18,240,000
7/1/2027														-
7/1/2028	3.28%	3,380,000		2.95%	35,000		1.69%	9,410,000		1.69%	8,300,000		1.95%	21,125,000
7/1/2029	3.04%	3,480,000	3,480,000	3.08%	8,380,000		1.77%	3,725,000		1.77%	8,670,000		2.30%	20,775,000
7/1/2030	3.10%	3,670,000	3,670,000	3.19%	8,845,000		1.85%	3,930,000		1.85%	9,045,000		2.39%	21,820,000
7/1/2031	3.14%	3,785,000	3,785,000	3.27%	10,765,000		1.91%	4,055,000		1.91%	9,520,000		2.51%	24,340,000
7/1/2032	3.55%	545,000		3.35%	14,735,000		1.97%	725,000		1.97%	9,995,000		2.79%	26,000,000
7/1/2033	3.56%	10,595,000		3.41%	15,715,000		2.09%	760,000					3.43%	27,070,000
7/1/2034	3.60%	11,020,000		3.47%	16,500,000		2.16%	800,000					3.48%	28,320,000
7/1/2035	3.64%	11,460,000		3.52%	17,325,000		2.21%	835,000					3.53%	29,620,000
7/1/2036	3.73%	11,920,000		3.56%	18,190,000		2.25%	880,000					3.59%	30,990,000
7/1/2037		N/A		3.59%	22,015,000		2.29%	925,000					3.54%	22,940,000
7/1/2038		N/A		3.64%	23,115,000		2.32%	970,000					3.59%	24,085,000
7/1/2039		N/A		3.64%	24,270,000		2.35%	1,020,000					3.59%	25,290,000
7/1/2040		N/A		3.64%	25,485,000		2.50%	1,070,000					3.59%	26,555,000
7/1/2041		N/A		3.64%	26,760,000		2.50%	1,125,000					3.59%	27,885,000
7/1/2042		N/A		3.64%	28,100,000		2.50%	1,180,000					3.59%	29,280,000
7/1/2043		N/A		3.69%	15,930,000		2.50%	1,240,000					3.60%	17,170,000
7/1/2043		N/A		4.04%	13,575,000								4.04%	13,575,000
7/1/2044		N/A		3.69%	16,590,000		2.50%	1,300,000					3.60%	17,890,000
7/1/2044		N/A		4.04%	14,255,000								4.04%	14,255,000
7/1/2045		N/A		3.69%	17,275,000		3.04%	1,365,000					3.64%	18,640,000
7/1/2045		N/A		4.04%	14,965,000								4.04%	14,965,000
7/1/2046		N/A		3.69%	17,990,000		3.04%	1,405,000					3.64%	19,395,000
7/1/2046		N/A		4.04%	15,715,000								4.04%	15,715,000
7/1/2047		N/A		3.69%	18,745,000		3.04%	1,450,000					3.64%	20,195,000
7/1/2047		N/A		4.04%	16,490,000								4.04%	16,490,000
7/1/2048							3.04%	1,490,000					3.04%	1,490,000
7/1/2049							3.04%	1,535,000					3.04%	1,535,000
		\$ 86,505,000	\$ 23,915,000		\$ 430,250,000	\$ 5,425,000		\$ 73,640,000	\$ 1,875,000		\$ 99,730,000	\$ 24,780,000		\$ 634,130,000

Footnote: Series 2012A Bonds were Called on October 17, 2022.



**Delaware River Joint TBC
Purchases Report
Sorted by Fund - Maturity Date
July 1, 2023 - July 31, 2023**

CUSIP	Investment #	Fund	Sec. Type	Issuer	Original Par Value	Purchase Date	Payment Periods	Principal Purchased	Accrued Interest at Purchase	Rate at Purchase	Maturity Date	YTM	Ending Book Value
General Reserve Fund													
05970UZ19	11019	01GRF	ACP	BANCO	5,000,000.00	07/07/2023	12/01 - At Maturity	4,885,870.80		5.590	12/01/2023	5.721	4,905,280.53
55607KAP1	11023	01GRF	ACP	MACQUA	5,000,000.00	07/26/2023	01/23 - At Maturity	4,858,719.40		5.620	01/23/2024	5.783	4,863,402.73
3130AWQH6	11024	01GRF	FAC	FHLB	3,000,000.00	07/28/2023	01/24 - 07/24	3,000,000.00		5.600	01/24/2025	5.601	3,000,000.00
Subtotal					13,000,000.00			12,744,590.20	0.00				12,768,683.26
Construction Fund 2019A													
53948AAC5	11021	06CF19A	ACP	LLOYD	1,000,000.00	07/26/2023	01/12 - At Maturity	973,555.56		5.600	01/12/2024	5.752	974,488.89
55607KAP1	11022	06CF19A	ACP	MACQUA	1,000,000.00	07/26/2023	01/23 - At Maturity	971,743.89		5.620	01/23/2024	5.783	972,680.56
Subtotal					2,000,000.00			1,945,299.45	0.00				1,947,169.45
Total Purchases					15,000,000.00			14,689,889.65	0.00				14,715,852.71



**Delaware River Joint TBC
Investment Classification
Sorted by Fund - Maturity Date
July 31, 2023**

DRJTBC

CUSIP	Investment #	Fund	Issuer	Investment Class	Par Value	YTM	Maturity Date	Market Price	Market Date	Market Value	Book Value	Reported Value
Debt Service Fund												
38145C752	10113	01DSF	Goldman Sachs Ila Fed Port	Amort	6,229.28	4.304		100.000	07/31/2023	6,229.28	6,229.28	6,229.28
Subtotal					6,229.28	4.304				6,229.28	6,229.28	6,229.28
General Reserve Fund												
38145C752	10115	01GRF	Goldman Sachs Ila Fed Port	Amort	0.00			100.000	07/31/2023	0.00	0.00	0.00
PAINVEST	10050	01GRF	PA Invest	Amort	0.00			100.000	07/31/2023	0.00	0.00	0.00
PAINVEST	10462	01GRF	PA Invest	Amort	11,935,527.20	5.095		100.000	07/31/2023	11,935,527.20	11,935,527.20	11,935,527.20
64971QWL3	10976	01GRF	NYC Transitional Fin Authority	Fair	2,000,000.00	4.639	08/01/2023	100.000	07/31/2023	2,000,002.00	2,000,000.00	2,000,002.00
63873KW11	10987	01GRF	ATIXIS NY Brh	Fair	3,000,000.00	5.397	09/01/2023	99.521	07/31/2023	2,985,633.00	2,986,670.00	2,985,633.00
83369CWF7	10988	01GRF	Societe Generale	Fair	3,500,000.00	5.336	09/15/2023	99.326	07/31/2023	3,476,411.75	3,477,687.50	3,476,411.75
641062AD6	10938	01GRF	Nestle Capital Corp CP	Fair	3,010,000.00	1.710	09/24/2023	99.684	07/31/2023	3,000,503.45	3,017,136.57	3,000,503.45
9128285D8	10913	01GRF	U.S. Treasury	Fair	2,000,000.00	0.511	09/30/2023	99.599	07/31/2023	1,991,992.18	2,007,722.96	1,991,992.18
9612C1XA0	10990	01GRF	WestPac Banking Corp	Fair	5,000,000.00	5.197	10/10/2023	98.956	07/31/2023	4,947,830.00	4,951,583.33	4,947,830.00
3136G46A6	10841	01GRF	Federal National Mtg Assn	Fair	8,000,000.00	0.299	10/27/2023	98.780	07/31/2023	7,902,440.00	8,000,000.00	7,902,440.00
010411CQ7	10806	01GRF	State of Alabama	Fair	1,475,000.00	1.730	11/01/2023	99.432	07/31/2023	1,466,624.95	1,480,231.43	1,466,624.95
822582BZ4	10881	01GRF	Shell International Finance	Fair	3,000,000.00	0.380	11/13/2023	99.403	07/31/2023	2,982,105.00	3,025,688.97	2,982,105.00
53948BYL7	11006	01GRF	Lloyd Bank Corp	Fair	3,000,000.00	5.497	11/20/2023	98.316	07/31/2023	2,949,484.50	2,951,344.99	2,949,484.50
05970UZ19	11019	01GRF	BANCO SANTANDER	Fair	5,000,000.00	5.720	12/01/2023	98.113	07/31/2023	4,905,690.00	4,905,280.53	4,905,690.00
63873KZ42	11018	01GRF	ATIXIS NY Brh	Fair	5,000,000.00	5.647	12/04/2023	98.062	07/31/2023	4,903,145.00	4,904,340.25	4,903,145.00
3130AVCE0	11007	01GRF	Federal Home Loan Bank	Fair	3,000,000.00	5.411	12/11/2023	99.881	07/31/2023	2,996,430.00	2,998,435.96	2,996,430.00
059970UZM3	11013	01GRF	BANCO SANTANDER	Fair	5,000,000.00	5.538	12/21/2023	97.798	07/31/2023	4,889,922.50	4,895,866.67	4,889,922.50
8923A0AJ2	11016	01GRF	TOYOTA Motor Credit CP	Fair	5,000,000.00	5.751	01/18/2024	97.340	07/31/2023	4,867,002.50	4,871,083.32	4,867,002.50
55607KAP1	11023	01GRF	Macquarie Group	Fair	5,000,000.00	5.783	01/23/2024	97.282	07/31/2023	4,864,120.00	4,863,402.73	4,864,120.00
9128286G0	10940	01GRF	U.S. Treasury	Fair	2,500,000.00	1.689	02/29/2024	98.308	07/31/2023	2,457,714.85	2,509,734.20	2,457,714.85
05253ACJ7	11017	01GRF	ANZ New Zealand International	Fair	5,000,000.00	5.811	03/18/2024	96.345	07/31/2023	4,817,252.50	4,823,666.67	4,817,252.50
09247XAL5	11005	01GRF	Blackrock Inc	Fair	5,000,000.00	4.806	03/18/2024	98.758	07/31/2023	4,937,900.00	4,960,231.90	4,937,900.00
91282CEG2	10948	01GRF	U.S. Treasury	Fair	3,000,000.00	2.499	03/31/2024	97.982	07/31/2023	2,939,472.66	2,995,168.10	2,939,472.66
58989V2C7	10879	01GRF	Met Tower Global Fund	Fair	570,000.00	0.654	04/05/2024	96.564	07/31/2023	550,417.65	570,328.27	550,417.65
57629WBV1	10856	01GRF	Mass Mutual Global	Fair	2,500,000.00	0.475	04/09/2024	98.633	07/31/2023	2,465,837.50	2,553,356.41	2,465,837.50
64952WEB5	10939	01GRF	New York Life Global	Fair	3,000,000.00	1.902	04/26/2024	96.390	07/31/2023	2,891,715.00	2,970,924.55	2,891,715.00
912828WJ5	10951	01GRF	U.S. Treasury	Fair	3,000,000.00	2.751	05/15/2024	97.761	07/31/2023	2,932,851.57	2,994,247.67	2,932,851.57
2027A0KB4	10868	01GRF	Commonwealth Bank Australia	Fair	5,000,000.00	0.617	06/04/2024	98.088	07/31/2023	4,904,400.00	5,113,703.91	4,904,400.00

Data Updated: ~REPORT~: 08/02/2023 11:41

Run Date: 08/02/2023 - 12:52

Portfolio DRJ
AP
IC (PRF_IC) 7.1.1
Report Ver. 7.3.2

**Delaware River Joint TBC
Investment Classification
July 31, 2023**

CUSIP	Investment #	Fund	Issuer	Investment Class	Par Value	YTM	Maturity Date	Market Price	Market Date	Market Value	Book Value	Reported Value
General Reserve Fund												
3130ATVC8	10980	01GRF	Federal Home Loan Bank	Fair	2,000,000.00	4.824	06/14/2024	99.503	07/31/2023	1,990,060.00	2,000,720.58	1,990,060.00
3134GYS60	11014	01GRF	Federal Home Loan Mtg Corp	Fair	2,500,000.00	5.204	06/17/2024	99.681	07/31/2023	2,492,025.00	2,500,000.00	2,492,025.00
29270CWJ0	10942	01GRF	Energy Northwest Hash Elec	Fair	1,835,000.00	2.504	07/01/2024	100.032	07/31/2023	1,835,594.54	1,895,511.07	1,835,594.54
64972H5D0	10946	01GRF	NYC Transitional Fin Authority	Fair	3,000,000.00	2.518	07/15/2024	95.322	07/31/2023	2,859,684.00	2,941,259.27	2,859,684.00
91282CCL3	10890	01GRF	U.S. Treasury	Fair	5,000,000.00	0.373	07/15/2024	95.396	07/31/2023	4,769,824.20	5,000,063.23	4,769,824.20
74274TAG5	10907	01GRF	Private Expt Fdg	Fair	3,000,000.00	0.679	07/30/2024	95.014	07/31/2023	2,850,435.00	2,996,181.84	2,850,435.00
30231GBC5	10869	01GRF	Exxon Mobil	Fair	2,800,000.00	0.696	08/16/2024	96.560	07/31/2023	2,703,680.00	2,838,067.90	2,703,680.00
59217GEP0	11011	01GRF	METLIFE	Fair	5,000,000.00	4.951	09/27/2024	94.328	07/31/2023	4,716,400.00	4,765,761.83	4,716,400.00
9128283D0	10900	01GRF	U.S. Treasury	Fair	5,000,000.00	0.484	10/31/2024	96.357	07/31/2023	4,817,871.10	5,109,371.18	4,817,871.10
64971XYN2	10875	01GRF	NYC Transitional Fin Authority	Fair	5,500,000.00	0.612	11/01/2024	94.020	07/31/2023	5,171,122.00	5,493,069.21	5,171,122.00
742651DX7	10945	01GRF	Private Expt Fdg	Fair	1,310,000.00	2.720	11/15/2024	95.332	07/31/2023	1,248,849.20	1,294,276.00	1,248,849.20
3130AVJ60	11009	01GRF	Federal Home Loan Bank	Fair	2,500,000.00	5.354	12/30/2024	99.534	07/31/2023	2,488,350.00	2,500,000.00	2,488,350.00
64952WEK5	10926	01GRF	New York Life Global	Fair	1,000,000.00	1.486	01/14/2025	94.403	07/31/2023	944,035.00	999,477.00	944,035.00
3130AWQH6	11024	01GRF	Federal Home Loan Bank	Fair	3,000,000.00	5.600	01/24/2025	100.018	07/31/2023	3,000,555.00	3,000,000.00	3,000,555.00
3130AN7P9	10889	01GRF	Federal Home Loan Bank	Fair	5,000,000.00	0.397	01/28/2025	93.274	07/31/2023	4,663,725.00	5,001,902.59	4,663,725.00
13063DGB8	10983	01GRF	State of California	Fair	1,175,000.00	4.580	04/01/2025	97.208	07/31/2023	1,142,201.05	1,152,818.91	1,142,201.05
74172WAG1	10910	01GRF	Prince George County Rev Autho	Fair	1,130,000.00	1.002	05/01/2025	97.158	07/31/2023	1,097,895.57	1,179,187.86	1,097,895.57
037833BG4	10923	01GRF	Apple Inc	Fair	3,000,000.00	1.380	05/13/2025	97.028	07/31/2023	2,910,840.00	3,094,776.52	2,910,840.00
65558RAA7	10999	01GRF	Nordea Bank	Fair	2,040,000.00	5.030	06/06/2025	96.433	07/31/2023	1,967,243.40	1,990,031.09	1,967,243.40
341271AD6	10894	01GRF	Florida St Brd of Adm	Fair	4,000,000.00	0.752	07/01/2025	92.875	07/31/2023	3,715,032.00	4,041,115.16	3,715,032.00
3136G4D75	10825	01GRF	Federal National Mtg Assn	Fair	2,500,000.00	0.599	07/29/2025	91.558	07/31/2023	2,288,950.00	2,500,000.00	2,288,950.00
64952WEU3	10975	01GRF	New York Life Global	Fair	2,000,000.00	5.053	08/05/2025	96.905	07/31/2023	1,938,110.00	1,946,072.02	1,938,110.00
74153WCR8	11015	01GRF	Pricoa Global Fund	Fair	2,000,000.00	5.150	08/28/2025	97.473	07/31/2023	1,949,470.00	1,963,100.22	1,949,470.00
3134GX3A0	10967	01GRF	Federal Home Loan Mtg Corp	Fair	2,000,000.00	4.768	09/30/2025	98.810	07/31/2023	1,976,210.00	1,999,278.70	1,976,210.00
49474E3Z4	10991	01GRF	King County Washington	Fair	560,000.00	4.364	12/01/2025	101.271	07/31/2023	567,119.28	572,934.86	567,119.28
05254JAA8	11004	01GRF	Aust & NZ Banking Group	Fair	3,000,000.00	4.777	12/08/2025	99.606	07/31/2023	2,988,180.00	3,020,127.72	2,988,180.00
3130AV3M2	11008	01GRF	Federal Home Loan Bank	Fair	3,000,000.00	5.500	03/13/2026	99.410	07/31/2023	2,982,300.00	3,000,000.00	2,982,300.00
64966MYL7	10944	01GRF	City of New York	Fair	3,000,000.00	2.642	04/01/2026	95.577	07/31/2023	2,867,337.00	3,048,212.15	2,867,337.00
54438CYL0	10955	01GRF	Los Angeles CA Community Colle	Fair	1,480,000.00	3.339	08/01/2026	90.684	07/31/2023	1,342,129.12	1,399,381.87	1,342,129.12
882724WT0	10915	01GRF	Texas Public Finance Authority	Fair	7,500,000.00	1.289	10/01/2026	101.087	07/31/2023	7,581,525.00	8,349,732.46	7,581,525.00
Subtotal					190,320,527.20	3.280				185,829,178.22	190,355,795.33	185,829,178.22

Operating Fund

38145C752	10108	01OF	Goldman Sachs Ila Fed Port	Amort	16,759.84	4.304		100.000	07/31/2023	16,759.84	16,759.84	16,759.84
912796ZY8	10997	01OF	U.S. Treasury	Fair	7,745,000.00	4.854	01/25/2024	97.415	07/31/2023	7,544,825.29	7,568,881.93	7,544,825.29

**Delaware River Joint TBC
Investment Classification
July 31, 2023**

CUSIP	Investment #	Fund	Issuer	Investment Class	Par Value	YTM	Maturity Date	Market Price	Market Date	Market Value	Book Value	Reported Value
				Subtotal	7,761,759.84	4.852				7,561,585.13	7,585,641.77	7,561,585.13
Reserve Maintenance Fund												
38145C752	10106	01RMF	Goldman Sachs Ila Fed Port	Amort	14,787.82	4.304		100.000	07/31/2023	14,787.82	14,787.82	14,787.82
912796ZY8	10996	01RMF	U.S. Treasury	Fair	9,400,000.00	4.854	01/25/2024	97.415	07/31/2023	9,157,050.70	9,186,247.92	9,157,050.70
				Subtotal	9,414,787.82	4.853				9,171,838.52	9,201,035.74	9,171,838.52
Scudder Falls Insurance Reserv												
38145C752	10506	01SFIR	Goldman Sachs Ila Fed Port	Amort	426.75	0.001		100.000	07/31/2023	426.75	426.75	426.75
912796YT0	10995	01SFIR	U.S. Treasury	Fair	4,206,000.00	4.685	11/02/2023	98.635	07/31/2023	4,148,588.10	4,157,105.25	4,148,588.10
				Subtotal	4,206,426.75	4.685				4,149,014.85	4,157,532.00	4,149,014.85
Construction Fund 2019A												
38145C752	10713	06CF19A	Goldman Sachs Ila Fed Port	Amort	0.00	1.231		100.000	07/31/2023	0.00	0.00	0.00
PAINVEST	10752	06CF19A	PA Invest	Amort	17,058,296.52	5.095		100.000	07/31/2023	17,058,296.52	17,058,296.52	17,058,296.52
64971QWL3	10977	06CF19A	NYC Transitional Fin Authority	Fair	2,000,000.00	4.639	08/01/2023	100.000	07/31/2023	2,000,002.00	2,000,000.00	2,000,002.00
53948AAC5	11021	06CF19A	Lloyd Bank Corp	Fair	1,000,000.00	5.752	01/12/2024	97.465	07/31/2023	974,656.00	974,488.89	974,656.00
55607KAP1	11022	06CF19A	Macquarie Group	Fair	1,000,000.00	5.783	01/23/2024	97.282	07/31/2023	972,824.00	972,680.56	972,824.00
				Subtotal	21,058,296.52	5.114				21,005,778.52	21,005,465.97	21,005,778.52
Debt Service Reserve Fund Comm												
38145C752	10994	06DSRF	Goldman Sachs Ila Fed Port	Amort	162,189.16	4.304		100.000	07/31/2023	162,189.16	162,189.16	162,189.16
912796ZY8	11003	06DSRF	U.S. Treasury	Fair	41,600,000.00	4.855	01/25/2024	97.415	07/31/2023	40,524,820.13	40,653,522.00	40,524,820.13
3130AUQC1	11000	06DSRF	Federal Home Loan Bank	Fair	4,685,000.00	4.971	01/30/2024	99.661	07/31/2023	4,669,141.28	4,682,808.17	4,669,141.28
313384SL4	11002	06DSRF	Federal Home Loan Bank	Fair	5,500,000.00	5.002	01/30/2024	97.294	07/31/2023	5,351,181.99	5,367,645.55	5,351,181.99
				Subtotal	51,947,189.16	4.880				50,707,332.56	50,866,164.88	50,707,332.56
				Total	284,715,216.57	3.825				278,430,957.08	283,177,864.97	278,430,957.08

DELAWARE RIVER JOINT TOLL BRIDGE COMMISSION
Meeting of September 18, 2023
TOLL TRAFFIC AND REVENUE STATISTICS (July 2023)

Summary: The Commission experienced a decrease in total toll revenue for July 2023 in comparison to the July 2022 traffic and revenue statistics. Total toll traffic however reflected an increase for the month of July.

Analysis of July 2023 / July 2022 toll revenue data comparison:

- Total toll revenue decreased by \$514,122 or 3.09 percent for the Commission's eight toll bridges during the month of July.
- Commercial-vehicle toll revenue reflected a 5.40 percent decrease.
- Passenger-vehicle toll revenue reflected a 1.53 percent increase.

Analysis of July 2023 / July 2022 traffic data comparison:

- Total toll traffic increased by 36,730 vehicles, or 0.89 percent for the month.
- Commercial-vehicle traffic decreased by 40,602 vehicles, or 6.88 percent.
- Passenger-vehicle toll traffic increased by 77,332 vehicles, or 2.19 percent.
- Average daily toll traffic for the Commission's eight toll bridges for July 2023 was 134,085 total vehicles as compared to the 132,900 total vehicles recorded on the toll bridges in July 2022.
- Total recorded westbound traffic volume at the Commission's toll supported bridges for July 2023 increased by 76,324 vehicles, or 4.1 percent compared to July 2022. Average daily westbound traffic on the toll supported bridges was 62,289 in July 2023 as compared to 59,827 vehicles in July 2022.

Traffic analysis for 2023 YTD:

- Total YTD toll traffic for the eight toll bridges is reflecting a 3.95 percent increase through the first seven months of 2023 as compared to the same seven-month period in 2022.
- Westbound traffic on the ten toll supported bridges reflects a 0.4 percent increase through the first seven months of 2023 when compared to 2022.

REGION REVIEW:

Southern Region

Total toll traffic at Trenton-Morrisville (TM) reflected a 2.76 percent increase for July 2023 when compared to July 2022 as the result of the increase of 36,665 cars and the decrease of 17,730 trucks. The Scudder Falls Bridge recorded an 8.39 percent increase in total toll traffic for July 2023 when compared to July 2022 as the result of the increase of 51,274 cars and the decrease of 38 trucks. *[It should be noted that the SFB experienced an approximate 15.0% decrease in truck traffic during the June two-week partial closing of I-95 PA].* At New Hope-Lambertville (NHL), combined increases of 4,030 cars and 1,093 trucks resulted in an overall increase of 3.77 percent in total toll traffic for July 2023 as compared to July 2022.

Central Region

The I-78 Toll Bridge recorded a decrease of 5.29 percent in total toll traffic for the month of July 2023 when compared to July 2022 as the result of the combined decreases of 36,965 cars and 19,730 trucks. At the Easton-Phillipsburg (EP) Toll Bridge, a decrease of 15,653 passenger vehicles combined with a decrease of 2,743 trucks generated an overall 3.83 percent decrease in total toll traffic for July 2023 as compared to July 2022.

Northern Region

Portland-Columbia (PC) recorded a 5.76 percent increase in total toll traffic during July 2023 compared to July 2022 as the result of the increase of 7,107 automobiles and the decrease of 383 trucks. At the Delaware Water Gap (DWG) Toll Bridge, the increase of 26,650 passenger vehicles and the decrease of 940 trucks resulted in an increase of 2.87 percent in total toll traffic for July 2023 when compared to July 2022. At Milford-Montague (MM), an increase of 4,224 passenger vehicles and a decrease of 131 trucks produced a 3.34 percent increase in total toll traffic for the month of July 2023 as compared to July 2022.

E-ZPass Penetration Rates

The table below provides a comparison of the *E-ZPass* penetration rates for the Commission's eight (8) toll bridges for the months of July 2023 and July 2022, and the year-to-date periods ending July 31, 2023 and July 31, 2022.

		<i>E-ZPass</i> PENETRATION RATES					
		JULY. 2023	JULY. 2022	Change in Monthly Percentage	YTD 2023	YTD 2022	Change in YTD Percentage
All Toll Bridges	Cars	86.84	85.22	1.62	87.78	85.96	1.82
	Trucks	95.79	95.34	0.45	96.02	95.38	0.64
	Total	88.03	86.67	1.36	88.96	87.49	1.47
Trenton - Morrisville	Cars	87.69	85.73	1.96	87.97	86.04	1.93
	Trucks	95.71	96.20	-0.49	95.82	95.81	0.01
	Total	88.43	86.99	1.44	88.71	87.29	1.42
Scudder Falls	Cars	90.38	90.87	-0.49	91.87	91.50	0.37
	Trucks	89.28	89.27	0.01	89.72	89.62	0.10
	Total	90.32	90.78	-0.46	91.76	91.39	0.37
New Hope - Lambertville	Cars	93.99	93.24	0.75	94.41	93.52	0.89
	Trucks	95.50	94.47	1.03	95.51	94.02	1.49
	Total	94.11	93.33	0.78	94.50	93.56	0.94
I-78	Cars	84.71	82.33	2.38	85.80	83.18	2.62
	Trucks	97.03	96.34	0.69	97.13	96.30	0.83
	Total	87.89	86.01	1.88	89.15	87.27	1.88
Easton - Phillipsburg	Cars	88.29	85.19	3.10	89.12	86.51	2.61
	Trucks	91.24	91.19	0.05	91.90	91.09	0.81
	Total	88.48	85.58	2.90	89.30	86.83	2.47
Portland - Columbia	Cars	85.04	83.44	1.60	85.63	83.58	2.05
	Trucks	95.62	95.41	0.21	96.02	95.76	0.26
	Total	86.03	84.66	1.37	86.63	84.89	1.74
Delaware Water Gap	Cars	83.99	82.71	1.28	84.52	82.91	1.61
	Trucks	96.27	95.59	0.68	96.50	95.75	0.75
	Total	85.78	84.65	1.13	86.51	85.18	1.33
Milford - Montague	Cars	84.76	83.78	0.98	84.63	83.63	1.00
	Trucks	87.52	83.48	4.04	86.89	89.06	-2.17
	Total	84.85	83.77	1.08	84.71	83.85	0.86

DELAWARE RIVER JOINT TOLL BRIDGE COMMISSION

ALL TOLL BRIDGES

COMPARATIVE STATEMENT OF TOLL TRAFFIC AND REVENUE

JULY 2023

JANUARY 1, 2022 JULY 31, 2022 212 DAYS		JANUARY 1, 2023 JULY 31, 2023 212 DAYS		VEHICLE CLASS	MONTH OF JULY 2023 31 DAYS		MONTH OF JULY 2022 31 DAYS	
NUMBER OF VEHICLES	TOTAL REVENUE	NUMBER OF VEHICLES	TOTAL REVENUE		NUMBER OF VEHICLES	TOTAL REVENUE	NUMBER OF VEHICLES	TOTAL REVENUE
21,252,328	\$ 33,208,364.10	22,572,808	\$ 34,793,068.85	Passenger	3,607,248	\$ 5,699,212.75	3,529,916	\$ 5,615,641.00
-	(640,356.75)	-	(629,813.60)	Discounts *	-	(88,971.00)	-	(89,937.50)
21,252,328	\$ 32,568,007.35	22,572,808	\$ 34,163,255.25	TOTAL PASSENGER	3,607,248	\$ 5,610,241.75	3,529,916	\$ 5,525,703.50
844,620	7,717,407.15	668,826	6,120,628.75	2-Axle Trucks	112,171	1,025,725.00	130,071	1,190,249.00
294,363	4,019,554.50	272,074	3,715,833.30	3-Axle Trucks	37,038	505,131.00	42,727	584,244.00
320,701	5,846,756.00	338,431	6,175,506.80	4-Axle Trucks	41,166	750,638.00	48,489	884,650.00
2,595,472	59,065,415.00	2,464,809	56,113,861.00	5-Axle Trucks	350,594	7,984,572.50	359,782	8,191,297.50
60,177	1,632,606.00	53,712	1,457,637.00	6-Axle Trucks	8,239	223,731.00	8,647	234,648.00
1,866	64,551.50	1,596	54,648.00	7-Axle Trucks	173	5,907.50	267	9,276.50
4,117,199	\$ 78,346,290.15	3,799,448	\$ 73,638,114.85	TOTAL TRUCKS	549,381	\$ 10,495,705.00	589,983	\$ 11,094,365.00
25,369,527	\$ 110,914,297.50	26,372,256	\$ 107,801,370.10	TOTAL TOLL VEHICLES	4,156,629	\$ 16,105,946.75	4,119,899	16,620,068.50
119,668	\$ 523,180.65	124,397	\$ 508,497.03	DAILY AVERAGE	134,085	\$ 519,546.67	132,900	\$ 536,131.24

YTD Rate Change							MTD Rate Change Traffic	
Traffic (toll)	3.95%						Traffic (toll)	0.89%
Autos	6.21%						Autos	2.19%
Trucks	-7.72%						Trucks	-6.88%
Revenue	-2.81%						Revenue	-3.09%
Autos	4.90%						Autos	1.53%
Trucks	-6.01%						Trucks	-5.40%

* "Discounts" represents rebates for commuter discounts earned when a customer crosses the Commission's bridges 16 times in a calendar month, as well as discounts for employee's, and Commission vehicle's non-revenue crossings. Starting May 2021, the commuter discount rate is reduced from 40% to 20%.

DELAWARE RIVER JOINT TOLL BRIDGE COMMISSION
TRENTON - MORRISVILLE TOLL BRIDGE
COMPARATIVE STATEMENT OF TOLL TRAFFIC AND REVENUE

JULY 2023

JANUARY 1, 2022 JULY 31, 2022 212 DAYS		JANUARY 1, 2023 JULY 31, 2023 212 DAYS		VEHICLE CLASS	MONTH OF JULY 2023 31 DAYS		MONTH OF JULY 2022 31 DAYS	
NUMBER OF VEHICLES	TOTAL REVENUE	NUMBER OF VEHICLES	TOTAL REVENUE		NUMBER OF VEHICLES	TOTAL REVENUE	NUMBER OF VEHICLES	TOTAL REVENUE
3,892,806	\$ 6,089,780.00	4,173,065	\$ 6,446,502.00	Passenger	639,857	\$ 1,006,612.25	603,192	\$ 954,344.75
	(114,645.40)		(112,403.47)	Discounts *		(16,440.65)		(16,917.53)
3,892,806	\$ 5,975,134.60	4,173,065	\$ 6,334,098.53	TOTAL PASSENGER	639,857	\$ 990,171.60	603,192	\$ 937,427.22
234,957	2,136,150.00	109,246	997,496.25	2-Axle Trucks	20,753	188,120.00	34,567	314,479.00
86,381	1,179,070.50	68,347	933,097.80	3-Axle Trucks	9,312	126,781.50	11,394	155,818.50
67,292	1,226,672.00	68,303	1,247,058.80	4-Axle Trucks	8,415	152,840.00	10,787	196,440.00
183,973	4,207,277.50	182,384	4,167,876.00	5-Axle Trucks	25,597	586,045.00	25,141	575,207.50
1,843	50,553.00	2,407	65,712.00	6-Axle Trucks	322	8,835.00	232	6,327.00
103	3,361.00	87	2,852.50	7-Axle Trucks	8	259.00	16	513.00
574,549	\$ 8,803,084.00	430,774	\$ 7,414,093.35	TOTAL TRUCKS	64,407	\$ 1,062,880.50	82,137	\$ 1,248,785.00
4,467,355	\$ 14,778,218.60	4,603,839	\$ 13,748,191.88	TOTAL TOLL VEHICLES	704,264	\$ 2,053,052.10	685,329	\$ 2,186,212.22
21,072	\$ 69,708.58	21,716	\$ 64,849.96	DAILY AVERAGE	22,718	\$ 66,227.49	22,107	\$ 70,522.97
Rate Change					Rate Change			
Traffic (toll)		3.06%			Traffic (toll)		2.76%	
Autos		7.20%			Autos		6.08%	
Trucks		-25.02%			Trucks		-21.59%	
Revenue					Revenue			
Autos		-6.97%			Autos		-6.09%	
Trucks		6.01%			Trucks		5.63%	
		-15.78%					-14.89%	

DELAWARE RIVER JOINT TOLL BRIDGE COMMISSION
 SCUDDER FALLS TOLL BRIDGE
 COMPARATIVE STATEMENT OF TOLL TRAFFIC AND REVENUE

JULY 2023

JANUARY 1, 2022 JULY 31, 2022 212 DAYS		JANUARY 1, 2023 JULY 31, 2023 212 DAYS		VEHICLE CLASS	MONTH OF JULY 2023 31 DAYS		MONTH OF JULY 2022 31 DAYS	
NUMBER OF VEHICLES	TOTAL REVENUE	NUMBER OF VEHICLES	TOTAL REVENUE		NUMBER OF VEHICLES	TOTAL REVENUE	NUMBER OF VEHICLES	TOTAL REVENUE
3,745,334	\$ 5,274,553.10	4,201,043	\$ 5,888,699.10	Passenger	629,008	\$ 899,026.75	577,734	\$ 820,762.00
	(118,776.55)		(112,553.22)	Discounts *		(16,112.85)		(16,241.82)
3,745,334	\$ 5,155,776.55	4,201,043	\$ 5,776,145.88	TOTAL PASSENGER	629,008	\$ 882,913.90	577,734	\$ 804,520.18
99,593	905,677.65	91,153	828,709.00	2-Axle Trucks	16,671	151,677.00	15,171	137,975.00
23,005	312,060.00	21,617	294,594.00	3-Axle Trucks	2,653	36,124.50	3,258	44,520.00
16,453	300,322.00	17,349	316,286.00	4-Axle Trucks	2,446	44,738.00	2,451	44,720.00
83,534	1,903,065.00	80,266	1,829,432.50	5-Axle Trucks	11,179	254,897.50	11,975	272,967.50
1,269	34,701.00	947	25,788.00	6-Axle Trucks	132	3,576.00	236	6,483.00
262	8,831.50	123	4,077.50	7-Axle Trucks	15	467.00	43	1,473.00
224,116	\$ 3,464,657.15	211,455	\$ 3,298,887.00	TOTAL TRUCKS	33,096	\$ 491,480.00	33,134	\$ 508,138.50
3,969,450	\$ 8,620,433.70	4,412,498	\$ 9,075,032.88	TOTAL TOLL VEHICLES	662,104	\$ 1,374,393.90	610,868	\$ 1,312,658.68
18,724	\$ 40,662.42	20,814	\$ 42,806.76	DAILY AVERAGE	21,358	\$ 44,335.29	19,705	\$ 42,343.83
Rate Change					Rate Change			
Traffic (toll)		11.16%			Traffic (toll)		8.39%	
Autos		12.17%			Autos		8.88%	
Trucks		-5.65%			Trucks		-0.11%	
Revenue					Revenue			
Autos		5.27%			Autos		4.70%	
Trucks		12.03%			Trucks		9.74%	
		-4.78%					-3.28%	

DELAWARE RIVER JOINT TOLL BRIDGE COMMISSION
 NEW HOPE - LAMBERTVILLE TOLL BRIDGE
 COMPARATIVE STATEMENT OF TOLL TRAFFIC AND REVENUE

JULY 2023

JANUARY 1, 2022 JULY 31, 2022 212 DAYS		JANUARY 1, 2023 JULY 31, 2023 212 DAYS		VEHICLE CLASS	MONTH OF JULY 2023 31 DAYS		MONTH OF JULY 2022 31 DAYS	
NUMBER OF VEHICLES	TOTAL REVENUE	NUMBER OF VEHICLES	TOTAL REVENUE		NUMBER OF VEHICLES	TOTAL REVENUE	NUMBER OF VEHICLES	TOTAL REVENUE
788,639	\$ 1,113,950.75	844,933	\$ 1,191,329.25	Passenger	129,609	\$ 186,025.00	125,579	\$ 179,842.00
	(38,274.38)		(33,354.22)	Discounts *		(4,483.14)		(3,847.00)
788,639	\$ 1,075,676.37	844,933	\$ 1,157,975.03	TOTAL PASSENGER	129,609	\$ 181,541.86	125,579	\$ 175,995.00
30,681	280,308.00	29,547	269,293.00	2-Axle Trucks	5,394	49,132.00	4,508	41,231.00
8,266	112,386.00	8,737	118,699.50	3-Axle Trucks	1,402	18,973.50	1,350	18,348.00
5,717	104,350.00	5,711	104,364.00	4-Axle Trucks	924	16,832.00	803	14,660.00
24,248	550,820.00	24,881	564,612.50	5-Axle Trucks	3,318	75,125.00	3,366	76,440.00
1,335	36,099.00	1,905	51,573.00	6-Axle Trucks	299	8,100.00	218	5,889.00
28	906.00	24	759.50	7-Axle Trucks	4	129.50	3	98.00
70,275	\$ 1,084,869.00	70,805	\$ 1,109,301.50	TOTAL TRUCKS	11,341	\$ 168,292.00	10,248	\$ 156,666.00
858,914	\$ 2,160,545.37	915,738	\$ 2,267,276.53	TOTAL TOLL VEHICLES	140,950	\$ 349,833.86	135,827	\$ 332,661.00
4,051	\$ 10,191.25	4,320	\$ 10,694.70	DAILY AVERAGE	4,547	\$ 11,284.96	4,382	\$ 10,731.00
Rate Change					Rate Change			
Traffic (toll)		6.62%			Traffic (toll)		3.77%	
Autos		7.14%			Autos		3.21%	
Trucks		0.75%			Trucks		10.67%	
Revenue		4.94%			Revenue		5.16%	
Autos		7.65%			Autos		3.15%	
Trucks		2.25%			Trucks		7.42%	

DELAWARE RIVER JOINT TOLL BRIDGE COMMISSION

I78 TOLL BRIDGE

COMPARATIVE STATEMENT OF TOLL TRAFFIC AND REVENUE

JULY 2023

JANUARY 1, 2022 JULY 31, 2022 212 DAYS		JANUARY 1, 2023 JULY 31, 2023 212 DAYS		VEHICLE CLASS	MONTH OF JULY 2023 31 DAYS		MONTH OF JULY 2022 31 DAYS	
NUMBER OF VEHICLES	TOTAL REVENUE	NUMBER OF VEHICLES	TOTAL REVENUE		NUMBER OF VEHICLES	TOTAL REVENUE	NUMBER OF VEHICLES	TOTAL REVENUE
4,427,020	\$ 7,314,984.75	4,429,929	\$ 7,159,848.50	Passenger	753,146	\$ 1,248,359.25	790,111	\$ 1,332,627.50
	(109,661.52)		(109,979.85)	Discounts *		(15,166.79)		(15,564.51)
4,427,020	\$ 7,205,323.23	4,429,929	\$ 7,049,868.65	TOTAL PASSENGER	753,146	\$ 1,233,192.46	790,111	\$ 1,317,062.99
217,077	1,990,539.00	184,544	1,692,662.50	2-Axle Trucks	28,999	265,929.00	33,120	304,189.00
97,385	1,331,380.50	96,846	1,323,484.50	3-Axle Trucks	12,721	173,623.50	14,484	198,036.00
127,094	2,316,040.00	139,898	2,547,064.00	4-Axle Trucks	16,128	293,850.00	18,217	332,346.00
1,527,765	34,749,102.50	1,401,514	31,890,847.50	5-Axle Trucks	199,075	4,530,900.00	210,445	4,788,097.50
37,053	1,004,997.00	31,304	849,189.00	6-Axle Trucks	5,062	137,403.00	5,406	146,646.00
836	29,433.50	676	22,995.50	7-Axle Trucks	73	2,477.00	116	4,049.50
2,007,210	\$ 41,421,492.50	1,854,782	\$ 38,326,243.00	TOTAL TRUCKS	262,058	\$ 5,404,182.50	281,788	\$ 5,773,364.00
6,434,230	\$ 48,626,815.73	6,284,711	\$ 45,376,111.65	TOTAL TOLL VEHICLES	1,015,204	\$ 6,637,374.96	1,071,899	\$ 7,090,426.99
30,350	\$ 229,371.77	29,645	\$ 214,038.26	DAILY AVERAGE	32,749	\$ 214,108.87	34,577	\$ 228,723.45
Rate Change				Rate Change				
Traffic (toll)		-2.32%		Traffic (toll)		-5.29%		
Autos		0.07%		Autos		-4.68%		
Trucks		-7.59%		Trucks		-7.00%		
Revenue		-6.69%		Revenue		-6.39%		
Autos		-2.16%		Autos		-6.37%		
Trucks		-7.47%		Trucks		-6.39%		

DELAWARE RIVER JOINT TOLL BRIDGE COMMISSION
 EASTON - PHILLIPSBURG TOLL BRIDGE
 COMPARATIVE STATEMENT OF TOLL TRAFFIC AND REVENUE

JULY 2023

JANUARY 1, 2022 JULY 31, 2022 212 DAYS		JANUARY 1, 2023 JULY 31, 2023 212 DAYS		VEHICLE CLASS	MONTH OF JULY 2023 31 DAYS		MONTH OF JULY 2022 31 DAYS	
NUMBER OF VEHICLES	TOTAL REVENUE	NUMBER OF VEHICLES	TOTAL REVENUE		NUMBER OF VEHICLES	TOTAL REVENUE	NUMBER OF VEHICLES	TOTAL REVENUE
2,809,682	\$ 4,325,441.75	2,901,293	\$ 4,379,855.00	Passenger	432,892	\$ 669,387.75	448,545	\$ 706,616.75
	(76,291.58)		(82,023.60)	Discounts *		(12,610.53)		(11,895.05)
2,809,682	\$ 4,249,150.17	2,901,293	\$ 4,297,831.40	TOTAL PASSENGER	432,892	\$ 656,777.22	448,545	\$ 694,721.70
76,399	699,373.00	81,464	743,934.00	2-Axle Trucks	10,470	95,548.00	11,518	105,563.00
21,846	298,378.50	17,279	235,084.50	3-Axle Trucks	2,405	32,515.50	2,969	40,621.50
24,043	439,058.00	18,607	339,972.00	4-Axle Trucks	2,776	50,370.00	3,863	70,538.00
87,465	1,996,570.00	87,440	1,990,952.50	5-Axle Trucks	12,671	287,612.50	12,792	291,805.00
587	15,993.00	947	25,674.00	6-Axle Trucks	159	4,287.00	62	1,677.00
135	4,255.00	79	2,521.50	7-Axle Trucks	2	59.50	22	714.50
							-	-
210,475	\$ 3,453,627.50	205,816	\$ 3,338,138.50	TOTAL TRUCKS	28,483	\$ 470,392.50	31,226	\$ 510,919.00
3,020,157	\$ 7,702,777.67	3,107,109	\$ 7,635,969.90	TOTAL TOLL VEHICLES	461,375	\$ 1,127,169.72	479,771	\$ 1,205,640.70
14,246	\$ 36,333.86	14,656	\$ 36,018.73	DAILY AVERAGE	14,883	\$ 36,360.31	15,476	\$ 38,891.64
Rate Change					Rate Change			
Traffic (toll)		2.88%			Traffic (toll)		-3.83%	
Autos		3.26%			Autos		-3.49%	
Trucks		-2.21%			Trucks		-8.78%	
Revenue					Revenue			
Autos		-0.87%			Autos		-6.51%	
Trucks		1.15%			Trucks		-5.46%	
		-3.34%					-7.93%	

DELAWARE RIVER JOINT TOLL BRIDGE COMMISSION
 PORTLAND - COLUMBIA TOLL BRIDGE
 COMPARATIVE STATEMENT OF TOLL TRAFFIC AND REVENUE

JULY 2023

JANUARY 1, 2022 JULY 31, 2022 212 DAYS		JANUARY 1, 2023 JULY 31, 2023 212 DAYS		VEHICLE CLASS	MONTH OF JULY 2023 31 DAYS		MONTH OF JULY 2022 31 DAYS	
NUMBER OF VEHICLES	TOTAL REVENUE	NUMBER OF VEHICLES	TOTAL REVENUE		NUMBER OF VEHICLES	TOTAL REVENUE	NUMBER OF VEHICLES	TOTAL REVENUE
617,777	\$ 984,186.75	721,891	\$ 1,130,249.00	Passenger	111,875	\$ 178,996.50	104,768	\$ 168,650.75
	(35,004.80)		(31,337.28)	Discounts *		(3,514.53)		(4,417.11)
617,777	\$ 949,181.95	721,891	\$ 1,098,911.72	TOTAL PASSENGER	111,875	\$ 175,481.97	104,768	\$ 164,233.64
17,127	156,329.00	14,517	133,387.00	2-Axle Trucks	2,661	24,620.00	2,879	26,354.00
6,667	91,623.00	6,839	94,041.00	3-Axle Trucks	1,059	14,548.50	1,160	15,949.50
24,775	450,252.00	28,469	520,100.00	4-Axle Trucks	3,930	72,226.00	3,824	69,674.00
25,317	575,145.00	26,983	612,417.50	5-Axle Trucks	3,824	86,957.50	3,999	90,862.50
233	6,369.00	183	4,980.00	6-Axle Trucks	27	741.00	22	600.00
10	318.50	12	381.50	7-Axle Trucks	1	31.50	1	31.50
74,129	\$ 1,280,036.50	77,003	\$ 1,365,307.00	TOTAL TRUCKS	11,502	\$ 199,124.50	11,885	\$ 203,471.50
691,906	\$ 2,229,218.45	798,894	\$ 2,464,218.72	TOTAL TOLL VEHICLES	123,377	\$ 374,606.47	116,653	\$ 367,705.14
3,264	\$ 10,515.18	3,768	\$ 11,623.67	DAILY AVERAGE	3,980	\$ 12,084.08	3,763	\$ 11,861.46
Rate Change					Rate Change			
Traffic (toll)		15.46%			Traffic (toll)		5.76%	
Autos		16.85%			Autos		6.78%	
Trucks		3.88%			Trucks		-3.22%	
Revenue					Revenue			
Autos		10.54%			Autos		1.88%	
Trucks		15.77%			Trucks		6.85%	
		6.66%					-2.14%	

DELAWARE RIVER JOINT TOLL BRIDGE COMMISSION
 DELAWARE WATER GAP TOLL BRIDGE
 COMPARATIVE STATEMENT OF TOLL TRAFFIC AND REVENUE

JULY 2023

JANUARY 1, 2022 JULY 31, 2022 212 DAYS		JANUARY 1, 2023 JULY 31, 2023 212 DAYS		VEHICLE CLASS	MONTH OF JULY 2023 31 DAYS		MONTH OF JULY 2022 31 DAYS	
NUMBER OF VEHICLES	TOTAL REVENUE	NUMBER OF VEHICLES	TOTAL REVENUE		NUMBER OF VEHICLES	TOTAL REVENUE	NUMBER OF VEHICLES	TOTAL REVENUE
4,341,330	\$ 7,102,494.50	4,629,284	\$ 7,533,923.25	Passenger	788,325	\$ 1,314,402.75	761,675	\$ 1,263,191.00
-	(111,506.35)		(117,637.51)	Discounts *	-	(16,237.15)	-	(16,579.88)
4,341,330	\$ 6,990,988.15	4,629,284	\$ 7,416,285.74	TOTAL PASSENGER	788,325	\$ 1,298,165.60	761,675	\$ 1,246,611.12
151,762	1,391,839.00	144,322	1,325,931.00	2-Axle Trucks	24,446	225,264.00	25,509	234,562.00
48,708	665,548.50	50,305	687,753.00	3-Axle Trucks	7,104	97,309.50	7,706	105,345.00
53,506	976,614.00	58,560	1,072,310.00	4-Axle Trucks	6,260	114,438.00	8,256	150,990.00
658,013	14,965,362.50	656,901	14,956,547.50	5-Axle Trucks	94,315	2,149,027.50	91,349	2,079,460.00
17,814	482,715.00	15,890	431,217.00	6-Axle Trucks	2,212	60,072.00	2,461	66,756.00
490	17,383.00	593	20,993.50	7-Axle Trucks	70	2,484.00	66	2,397.00
930,293	\$ 18,499,462.00	926,571	\$ 18,494,752.00	TOTAL TRUCKS	134,407	\$ 2,648,595.00	135,347	\$ 2,639,510.00
5,271,623	\$ 25,490,450.15	5,555,855	\$ 25,911,037.74	TOTAL TOLL VEHICLES	922,732	\$ 3,946,760.60	897,022	\$ 3,886,121.12
24,866	\$ 120,237.97	26,207	\$ 122,221.88	DAILY AVERAGE	29,766	\$ 127,314.86	28,936	\$ 125,358.75

Rate Change	
Traffic (toll)	5.39%
Autos	6.63%
Trucks	-0.40%
Revenue	1.65%
Autos	6.08%
Trucks	-0.03%

Rate Change	
Traffic (toll)	2.87%
Autos	3.50%
Trucks	-0.69%
Revenue	1.56%
Autos	4.14%
Trucks	0.34%

DELAWARE RIVER JOINT TOLL BRIDGE COMMISSION
MILFORD - MONTAGUE TOLL BRIDGE
COMPARATIVE STATEMENT OF TOLL TRAFFIC AND REVENUE

JULY 2023

JANUARY 1, 2022 JULY 31, 2022 212 DAYS		JANUARY 1, 2023 JULY 31, 2023 212 DAYS		VEHICLE CLASS	MONTH OF JULY 2023 31 DAYS		MONTH OF JULY 2022 31 DAYS	
NUMBER OF VEHICLES	TOTAL REVENUE	NUMBER OF VEHICLES	TOTAL REVENUE		NUMBER OF VEHICLES	TOTAL REVENUE	NUMBER OF VEHICLES	TOTAL REVENUE
629,740	\$ 1,002,972.50	671,370	\$ 1,062,662.75	Passenger	122,536	\$ 196,402.50	118,312	\$ 189,606.25
	(36,196.17)		(30,524.45)	Discounts *		(4,405.36)		(4,474.60)
629,740	\$ 966,776.33	671,370	\$ 1,032,138.30	TOTAL PASSENGER	122,536	\$ 191,997.14	118,312	\$ 185,131.65
17,024	157,191.50	14,033	129,216.00	2-Axle Trucks	2,777	25,435.00	2,799	25,896.00
2,105	29,107.50	2,104	29,079.00	3-Axle Trucks	382	5,254.50	406	5,605.50
1,821	33,448.00	1,534	28,352.00	4-Axle Trucks	287	5,344.00	288	5,282.00
5,157	118,072.50	4,440	101,175.00	5-Axle Trucks	615	14,007.50	715	16,457.50
43	1,179.00	129	3,504.00	6-Axle Trucks	26	717.00	10	270.00
2	63.00	2	66.50	7-Axle Trucks	-	-		
26,152	\$ 339,061.50	22,242	\$ 291,392.50	TOTAL TRUCKS	4,087	\$ 50,758.00	4,218	\$ 53,511.00
655,892	\$ 1,305,837.83	693,612	\$ 1,323,530.80	TOTAL TOLL VEHICLES	126,623	\$ 242,755.14	122,530	\$ 238,642.65
3,094	\$ 6,159.61	3,272	\$ 6,243.07	DAILY AVERAGE	4,085	\$ 7,830.81	3,953	\$ 7,698.15
Rate Change					Rate Change			
Traffic (toll)		5.75%			Traffic (toll)		3.34%	
Autos		6.61%			Autos		3.57%	
Trucks		-14.95%			Trucks		-3.11%	
Revenue					Revenue			
Autos		1.35%			Autos		1.72%	
Trucks		6.76%			Trucks		3.71%	
		-14.06%					-5.14%	



Delaware River Joint Toll Bridge Commission Toll Supported Bridge - Westbound Traffic Counts

July 2023

Bridge	Westbound Volume					
	July 2023	July 2022	% Change	YTD 2023	YTD 2022	% Change
Lower Trenton	496,536	455,952	8.9%	3,160,435	2,972,724	6.3%
Calhoun Street ¹	294,906	319,351	-7.7%	1,979,132	2,243,847	-11.8%
Washington Crossing ²	144,463	140,272	3.0%	940,905	826,607	13.8%
New Hope-Lambertville	224,928	246,075	-8.6%	1,578,918	1,528,169	3.3%
Centre Bridge-Stockton ³	78,824	69,350	13.7%	479,389	447,281	7.2%
Uhlerstown-Frenchtown ⁴	101,134	98,418	2.8%	580,206	649,141	-10.6%
Upper Black Eddy-Milford	56,424	56,038	0.7%	380,521	382,413	-0.5%
Riegelsville	56,456	54,944	2.8%	358,760	362,294	-1.0%
Northampton Street ⁵	387,950	334,009	16.1%	2,449,064	2,413,005	1.5%
Riverton-Belvidere ⁶	89,346	80,234	11.4%	525,733	555,054	-5.3%
Total	1,930,967	1,854,643	4.1%	12,433,063	12,380,535	0.4%

NOTES:

1. Traffic Counter recalibrated June 14 & 15, 2023. We will monitor counts for the next few months.
2. Data Extrapolated for the entire month due to counter issue. July 2022 data was used with a 3.3% increase*.
3. Upper York Road (SR 263) west of Centre Bridge was closed from Tropical Storm Ida in September 2021 through December 12, 2022.
4. Data Extrapolated for the entire month due to counter Issue. Upon investigation, it is believed counter physically moved and was not counting all cars in WB direction. July 2022 data was used with a 3.3% increase*.
5. Long-term lane closures were lifted on TS-590A Northampton Street TSB Rehabilitation on June 15, 2023. The higher than average traffic is due to do traffic returning to the bridge after removal of long-term lane closures.
6. Part of Riverton Road in Upper Mount Bethel Township was closed from March 3, 2022, through December 12, 2022, due to the threat of an unstable hillside.

* 3.3% increase was determined based on comparing 2022 and 2023 TSB counts with CS, WX, & U-F removed. Data from NHS & CB-S was also not included due to TS-590A at NHS and the local road closure near CB-S. The remaining TSBs had a 3.3% increase in traffic year-over-year.



Delaware River Joint Toll Bridge Commission Toll-Supported Bridge Traffic Counts July 2023

Bridge	Eastbound				Westbound				Total Volume	
	July 2023		July 2022		July 2023		July 2022		July 2023	July 2022
	Volume	% of Total	Volume	% of Total	Volume	% of Total	Volume	% of Total		
Lower Trenton	87,279	14.9%	81,851	15.2%	496,536	85.1%	455,952	84.8%	583,815	537,803
Calhoun Street ¹	127,934	30.3%	151,522	32.2%	294,906	69.7%	319,351	67.8%	422,840	470,873
Washington Crossing ²	91,710	38.8%	89,107	38.8%	144,463	61.2%	140,272	61.2%	236,173	229,379
New Hope-Lambertville	164,872	42.3%	164,116	40.0%	224,928	57.7%	246,075	60.0%	389,800	410,191
Centre Bridge-Stockton ³	63,500	44.6%	56,487	44.9%	78,824	55.4%	69,350	55.1%	142,324	125,837
Uhlerstown-Frenchtown ⁴	48,015	32.2%	46,686	32.2%	101,134	67.8%	98,418	67.8%	149,149	145,104
Upper Black Eddy-Milford	54,270	49.0%	55,619	49.8%	56,424	51.0%	56,038	50.2%	110,694	111,657
Riegelsville	47,034	45.4%	44,907	45.0%	56,456	54.6%	54,944	55.0%	103,490	99,851
Northampton Street ⁵	152,537	28.2%	84,466	20.2%	387,950	71.8%	334,009	79.8%	540,487	418,475
Riverton-Belvidere ⁶	58,970	39.8%	48,506	37.7%	89,346	60.2%	80,234	62.3%	148,316	128,740
Total	896,121	31.7%	823,267	30.7%	1,930,967	68.3%	1,854,643	69.3%	2,827,088	2,677,910

NOTES:

1. Traffic Counter recalibrated June 14 & 15, 2023. We will monitor counts for the next few months.
2. Data Extrapolated for the entire month due to counter issue. July 2022 data was used with a 3.3% increase*.
3. Upper York Road (SR 263) west of Centre Bridge was closed from Tropical Storm Ida in September 2021 through December 12, 2022.
4. Data Extrapolated for the entire month due to counter Issue. Upon investigation, it is believed counter physically moved and was not counting all cars in WB direction. July 2022 data was used with a 3.3% increase*.
5. Long-term lane closures were lifted on TS-590A Northampton Street TSB Rehabilitation on June 15, 2023. The higher than average traffic is due to do traffic returning to the bridge after removal of long-term lane closures.
6. Part of Riverton Road in Upper Mount Bethel Township was closed from March 3, 2022, through December 12, 2022, due to the threat of an unstable hillside.

* 3.3% increase was determined based on comparing 2022 and 2023 TSB counts with CS, WX, & U-F removed. Data from NHS & CB-S was also not included due to TS-590A at NHS and the local road closure near CB-S. The remaining TSBs had a 3.3% increase in traffic year-over-year.



Delaware River Joint Toll Bridge Commission Toll Supported Bridge - Two Way Traffic Counts

July 2023

Bridge	Total Volume					
	July 2023	July 2022	% Change	YTD 2023	YTD 2022	% Change
Lower Trenton	583,815	537,803	8.6%	3,732,323	3,530,413	5.7%
Calhoun Street ¹	422,840	470,873	-10.2%	3,146,462	3,379,277	-6.9%
Washington Crossing ²	236,173	229,379	3.0%	1,551,843	1,462,449	6.1%
New Hope-Lambertville	389,800	410,191	-5.0%	2,642,472	2,552,066	3.5%
Centre Bridge-Stockton ³	142,324	125,837	13.1%	885,409	816,751	8.4%
Uhlerstown-Frenchtown ⁴	149,149	145,104	2.8%	866,275	951,041	-8.9%
Upper Black Eddy-Milford	110,694	111,657	-0.9%	735,691	725,444	1.4%
Riegelsville	103,490	99,851	3.6%	659,663	666,671	-1.1%
Northampton Street ⁵	540,487	418,475	29.2%	3,470,186	3,101,394	11.9%
Riverton-Belvidere ⁶	148,316	128,740	15.2%	888,419	905,067	-1.8%
Total	2,827,088	2,677,910	5.6%	18,578,743	18,090,573	2.7%

NOTES:

1. Traffic Counter recalibrated June 14 & 15, 2023. We will monitor counts for the next few months.

2. Data Extrapolated for the entire month due to counter issue. July 2022 data was used with a 3.3% increase*.

3. Upper York Road (SR 263) west of Centre Bridge was closed from Tropical Storm Ida in September 2021 through December 12, 2022.

4. Data Extrapolated for the entire month due to counter Issue. Upon investigation, it is believed counter physically moved and was not counting all cars in WB direction. July 2022 data was used with a 3.3% increase*.

5. Long-term lane closures were lifted on TS-590A Northampton Street TSB Rehabilitation on June 15, 2023. The higher than average traffic is due to do traffic returning to the bridge after removal of long-term lane closures.

6. Part of Riverton Road in Upper Mount Bethel Township was closed from March 3, 2022, through December 12, 2022, due to the threat of an unstable hillside.

* 3.3% increase was determined based on comparing 2022 and 2023 TSB counts with CS, WX, & U-F removed. Data from NHS & CB-S was also not included due to TS-590A at NHS and the local road closure near CB-S. The remaining TSBs had a 3.3% increase in traffic year-over-year.



Delaware River Joint Toll Bridge Commission Toll Bridge - Two Way Traffic Counts July 2023

Bridge	Total Volume (all classes)					
	July 2023	July 2022	% Change	YTD 2023	YTD 2022	% Change
Trenton-Morrisville	1,653,571	1,672,307	-1.1%	11,431,311	11,201,634	2.1%
Scudder Falls ¹	1,357,977	1,249,888	8.6%	9,009,148	8,173,497	10.2%
New Hope - Lambertville	346,751	330,266	5.0%	2,313,559	2,146,602	7.8%
Interstate 78	2,141,002	2,135,610	0.3%	13,273,888	13,187,642	0.7%
Easton - Phillipsburg	1,072,472	1,066,079	0.6%	7,229,161	7,379,517	-2.0%
Portland - Columbia ^{2,3}	253,177	242,700	4.3%	1,686,969	1,473,897	14.5%
Delaware Water Gap ³	1,888,438	1,742,821	8.4%	10,985,459	10,364,635	6.0%
Milford - Montague ⁴	264,838	253,852	4.3%	1,446,665	1,442,793	0.3%
Total	8,978,226	8,693,523	3.3%	57,376,160	55,370,217	3.6%

NOTES:

1. Construction began in June 2017 under contract T-688A for the Scudder Falls Replacement Bridge. In July 2019, SFB became a Toll Bridge. SFB Project reached substantial completion on December 17, 2021. The last lane closure was performed on May 5, 2023.

2. Part of Riverton Road in Upper Mount Bethel Township was closed from March 3, 2022, through December 12, 2022, due to the threat of an unstable hillside. Traffic Counter sensor was replaced between June 14, 2023 and June 15, 2023. We are monitoring the data and will reconfigure if necessary. On July 16, 2023, part of Route 46 was closed due to a landslide. It reopened on Sunday July 30, 2023.

3. On 12/6/22, a portion of Route 611 North of Portland was closed indefinitely after a rockfall occurred in Delaware Water Gap Borough. Traffic Counter sensor was replaced between June 14, 2023 and June 15, 2023. We are monitoring the data and will reconfigure if necessary.

4. Construction for Contract No. T/TS-734A-006 M-M Approach and Bridge Repaving had temporary lane closures restricting traffic to one lane alternating traffic, work on hiatus until warmer weather. Traffic Restrictions for the Winter were lifted on February 8, 2023. On May 8, 2023 work resumed and a Temporary Traffic Signal was in place until May 19, 2023. The last lane closure was performed on July 5, 2023.

DELAWARE RIVER JOINT TOLL BRIDGE COMMISSION

Meeting of September 18th, 2023

STATISTICAL SUMMARY OF EXPENDITURES

There follow reports entitled “**Budget vs Actual**” covering the month of July 2023 and the seven months year-to-date (“YTD”) operations of fiscal year 2023 relative to Toll Bridges, Toll Supported Bridges and Administration Departments.

Total operating expense plus encumbrance totaled \$6,564,576 for the month of July. For the 2023 fiscal period, total expense plus encumbrances amounted to \$46,012,956 which represents 87.2% of 2023 year-to-date operating budget.

There were no unusual expenses during the month.

Delaware River Joint Toll Bridge Commission
Budget vs Actual
For the Seven Months Ending July 31, 2023

TOTAL COMMISSION

	Annual Budget 2023	YTD Budget 2023	Expended For The Month	Expended Year To Date	Encumbered	Remaining Annual Budget
Regular Employee Salaries	\$25,510,490	14,948,518	\$1,943,601	\$14,112,825	\$0	\$11,397,665
Part-Time Employee Wages	890,266	554,147	80,779	503,754	0	386,512
Overtime Wages	746,575	522,295	44,074	427,368	0	319,207
Pension Contributions	8,986,566	5,179,849	624,678	4,522,913	0	4,463,653
FICA Contributions	2,224,470	1,282,651	164,428	1,204,471	0	1,020,000
Regular Employee Healthcare Benefits	13,748,017	7,972,243	1,007,208	6,609,493	0	7,138,524
Life Insurance Benefits	300,904	176,368	22,385	153,211	0	147,693
Unemployment Compensation Benefits	44,100	33,075	23,706	30,223	0	13,877
Utility Expense	1,029,778	661,204	63,525	420,083	45,212	564,483
Office Expense	316,573	216,007	27,007	134,070	29,317	153,186
Telecommunication Expense	1,569,711	971,132	139,280	796,248	27,785	745,678
Information Technology Expense	1,079,444	741,350	75,775	509,088	68,080	502,276
Professional Development/Meetings	504,148	319,496	43,538	174,186	64,170	265,792
Vehicle Maintenance Expense and Fuel	594,314	479,282	33,952	225,376	156,281	212,657
Operations Maintenance Expense	2,818,528	1,882,335	55,440	534,335	711,169	1,573,024
ESS Operating Maintenance Expense	1,500,000	925,005	95,329	658,622	129,297	712,081
Commission Expense	19,448	11,345	0	6,376	0	13,072
Toll Collection Expense	124,444	98,394	9,549	46,169	870	77,405
Uniform Expense	226,014	138,977	10,942	85,762	40,271	99,981
Business Insurance	5,432,486	3,036,992	425,301	2,900,108	0	2,532,378
Licenses & Inspections Expense	15,185	8,855	989	7,462	0	7,724
Advertising	67,396	27,338	934	9,838	1,370	56,188
Professional Services	1,991,312	1,214,105	91,377	616,181	61,776	1,313,355
State Police Bridge Security	7,341,624	4,384,275	575,134	4,025,106	0	3,316,518
EZP Equip/Traffic Counter Maint	1,464,000	865,372	97,851	674,949	4,412	784,639
General Contingency	408,000	238,003	0	0	0	408,000
EZPass Operating Expense	9,890,866	5,905,748	800,851	5,284,730	0	4,606,136
Total	\$88,844,659	\$52,794,359	\$6,457,636	\$44,672,946	\$1,340,010	\$42,831,703

Delaware River Joint Toll Bridge Commission
Budget vs Actual
For the Seven Months Ending July 31, 2023

ADMINISTRATION*

	Annual Budget 2023	YTD Budget 2023	Expended For The Month	Expended Year To Date	Encumbered	Remaining Annual Budget
OPERATING EXPENSE						
Regular Employee Salaries	\$4,758,688	2,745,578	\$421,325	\$2,777,912	\$0	\$1,980,776
Part-Time Employee Wages	66,848	66,848	5,008	28,232	0	38,615
Overtime Wages	4,931	3,106	366	12,303	0	(7,372)
Pension Contributions	1,572,716	907,350	109,997	794,742	0	777,974
FICA Contributions	365,225	210,710	32,319	213,692	0	151,533
Regular Employee Healthcare Benefits	1,726,282	989,580	127,213	796,147	0	930,136
Life Insurance Benefits	53,459	31,185	4,039	27,865	0	25,593
Unemployment Compensation Benefits	44,100	33,075	23,706	30,223	0	13,877
Utility Expense	139,500	68,251	11,381	59,673	0	79,827
Office Expense	212,020	145,264	12,770	100,180	21,678	90,162
Telecommunication Expense	149,539	84,405	8,639	60,918	0	88,621
Information Technology Expense	1,068,000	733,897	75,663	508,028	68,080	491,892
Professional Development/Meetings	137,341	100,979	277	53,518	0	83,823
Vehicle Maintenance Expense and Fuel	59,834	55,417	2,783	24,237	11,543	24,054
Operations Maintenance Expense	188,850	35,868	9,916	63,167	43,375	82,308
Commission Expense	19,448	11,345	0	6,376	0	13,072
Uniform Expense	6,000	3,273	0	250	5,460	290
Business Insurance	500,136	159,787	24,186	167,295	0	332,841
Advertising	67,396	27,338	934	9,838	1,370	56,188
Professional Services	1,306,312	814,515	91,377	613,211	0	693,101
General Contingency	408,000	238,003	0	0	0	408,000
OPERATING EXPENSE SUBTOTAL	\$12,854,625	\$7,465,773	\$961,901	\$6,347,807	\$151,507	\$6,355,311
ADM OPS AIIOCATION						
TES Allocation			17,116	92,984		
ADM OPS AIIOCATION SUBTOTAL			\$17,116	\$92,984		
TOTAL EXPENSES			\$979,017	\$6,440,791		

* Includes Executive, Human Resources, Accounting, EZPass, Purchasing, Information Technology, Community Affairs and Contract/Compliance.

Delaware River Joint Toll Bridge Commission
Budget vs Actual
For the Seven Months Ending July 31, 2023

ADMINISTRATION - OPERATIONS*

	Annual Budget 2023	YTD Budget 2023	Expended For The Month	Expended Year To Date	Encumbered	Remaining Annual Budget
OPERATING EXPENSE						
Regular Employee Salaries	\$3,789,246	2,178,600	\$299,261	\$2,063,170	\$0	\$1,726,076
Overtime Wages	35,100	23,489	5,216	26,411	0	8,689
Pension Contributions	1,593,233	919,220	107,722	780,222	0	813,012
FICA Contributions	390,023	225,016	30,604	220,406	0	169,617
Regular Employee Healthcare Benefits	1,881,385	1,098,241	137,838	899,790	0	981,596
Life Insurance Benefits	54,156	31,591	4,408	28,426	0	25,730
Utility Expense	120,000	70,000	0	0	0	120,000
Office Expense	58,193	37,141	11,859	21,627	2,035	34,531
Telecommunication Expense	166,553	97,156	7,956	44,395	13,275	108,883
Professional Development/Meetings	336,046	201,496	43,168	117,453	64,170	154,423
Vehicle Maintenance Expense and Fuel	26,000	15,167	0	22	0	25,978
Operations Maintenance Expense	378,750	362,604	0	0	320,000	58,750
ESS Operating Maintenance Expense	1,500,000	925,005	95,329	658,622	129,297	712,081
Toll Collection Expense	265	154	0	0	0	265
Uniform Expense	36,208	21,121	24	12,879	2,021	21,308
Business Insurance	63,967	37,314	4,725	33,074	0	30,893
Licenses & Inspections Expense	300	175	0	0	0	300
Professional Services	685,000	399,590	0	2,971	61,776	620,253
OPERATING EXPENSE SUBTOTAL	\$11,114,426	\$6,643,080	\$748,110	\$4,909,468	\$592,573	\$5,612,384
ADM OPS AIIOCATION						
TES Allocation			(129,424)	(703,124)		
Toll Operation Allocation			(64,835)	(467,264)		
Bridge Maint Allocation			(57,027)	(408,963)		
Maint/Toll Allocation			(20,803)	(151,654)		
PSBS Allocation			(376,717)	(2,503,429)		
ADM OPS AIIOCATION SUBTOTAL			(\$648,806)	(\$4,234,435)		
TOTAL EXPENSES			\$99,304	\$675,033		

* Includes Engineering, Training & Employee Safety, Maintenance/Toll Operation, Southern Region Maintenance Center, Public Safety and Bridge Security.

Delaware River Joint Toll Bridge Commission
Budget vs Actual
For the Seven Months Ending July 31, 2023

SOUTHERN REGION TOLL BRIDGE

	Annual Budget 2023	YTD Budget 2023	Expended For The Month	Expended Year To Date	Encumbered	Remaining Annual Budget
OPERATING EXPENSE						
Regular Employee Salaries	\$4,202,731	2,546,751	\$296,299	\$2,312,697	\$0	\$1,890,034
Part-Time Employee Wages	202,144	129,142	19,982	112,295	0	89,849
Overtime Wages	188,132	129,433	11,514	155,288	0	32,844
Pension Contributions	1,463,933	856,209	90,975	658,817	0	805,116
FICA Contributions	365,838	214,506	24,886	196,358	0	169,480
Regular Employee Healthcare Benefits	2,423,480	1,420,951	179,056	1,180,015	0	1,243,465
Life Insurance Benefits	48,652	28,814	3,590	25,234	0	23,418
Utility Expense	265,705	183,004	19,706	119,782	27,426	118,497
Office Expense	20,964	14,053	1,527	4,817	2,143	14,004
Telecommunication Expense	189,935	132,364	21,265	109,499	0	80,436
Information Technology Expense	2,679	1,655	0	0	0	2,679
Professional Development/Meetings	6,993	3,185	93	458	0	6,535
Vehicle Maintenance Expense and Fuel	189,009	145,401	12,211	70,769	47,058	71,182
Operations Maintenance Expense	435,332	311,002	25,462	136,260	102,307	196,765
Toll Collection Expense	34,283	27,708	3,196	11,806	0	22,476
Uniform Expense	76,159	49,090	4,907	18,161	24,027	33,971
Business Insurance	1,820,312	1,061,849	147,917	1,005,758	0	814,554
Licenses & Inspections Expense	3,722	3,446	220	1,098	0	2,624
State Police Bridge Security	2,183,077	1,303,450	170,182	1,191,029	0	992,048
EZP Equipment/Traffic Counter Maint	510,685	302,139	35,553	239,032	735	270,917
EZPass Operating Expense	4,777,752	2,837,973	387,357	2,583,452	0	2,194,300
OPERATING EXPENSE SUBTOTAL	\$19,411,515	\$11,702,127	\$1,455,898	\$10,132,622	\$203,697	\$9,075,195
ADM OPS AIIOCATION						
TES Allocation			22,846	124,114		
Toll Operation Allocation			19,451	140,179		
Bridge Maint Allocation			14,257	102,241		
Maint/Toll Allocation			4,577	33,364		
PSBS Allocation			100,018	664,767		
ADM OPS AIIOCATION SUBTOTAL			\$161,148	\$1,064,665		
TOTAL EXPENSES			\$1,617,046	\$11,197,287		

Delaware River Joint Toll Bridge Commission
Budget vs Actual
For the Seven Months Ending July 31, 2023

CENTRAL REGION TOLL BRIDGE

	Annual Budget 2023	YTD Budget 2023	Expended For The Month	Expended Year To Date	Encumbered	Remaining Annual Budget
OPERATING EXPENSE						
Regular Employee Salaries	\$4,117,225	2,462,939	\$285,558	\$2,175,919	\$0	\$1,941,306
Part-Time Employee Wages	228,520	133,303	17,593	118,781	0	109,739
Overtime Wages	107,135	71,959	3,248	27,907	0	79,228
Pension Contributions	1,403,901	809,954	106,192	769,315	0	634,585
FICA Contributions	359,474	207,386	23,259	176,601	0	182,873
Regular Employee Healthcare Benefits	2,455,367	1,433,622	177,665	1,186,277	0	1,269,091
Life Insurance Benefits	47,176	28,577	3,294	23,606	0	23,569
Utility Expense	256,284	175,113	18,293	116,785	8,938	130,561
Office Expense	11,038	8,250	246	3,188	1,228	6,621
Telecommunication Expense	447,737	297,904	45,049	245,842	14,510	187,385
Information Technology Expense	4,503	3,361	10	958	0	3,545
Professional Development/Meetings	11,198	5,879	0	2,722	0	8,476
Vehicle Maintenance Expense and Fuel	160,258	134,314	9,048	62,095	65,466	32,697
Operations Maintenance Expense	1,269,043	752,264	(4,210)	166,021	144,472	958,550
Toll Collection Expense	44,809	35,817	3,942	18,628	870	25,311
Uniform Expense	34,503	21,143	399	14,286	0	20,217
Business Insurance	1,182,568	689,831	96,190	655,883	0	526,685
Licenses & Inspections Expense	5,547	2,430	60	3,528	0	2,020
State Police Bridge Security	2,050,179	1,224,305	160,980	1,126,627	0	923,552
EZP Equipment/Traffic Counter Maint	431,520	255,194	35,652	213,319	490	217,710
EZPass Operating Expense	3,049,727	1,829,780	246,630	1,611,183	0	1,438,544
OPERATING EXPENSE SUBTOTAL	\$17,677,709	\$10,583,325	\$1,229,097	\$8,719,469	\$235,975	\$8,722,266
ADM OPS AIIOCATION						
TES Allocation			29,305	159,205		
Toll Operation Allocation			25,934	186,906		
Bridge Maint Allocation			17,108	122,689		
Maint/Toll Allocation			6,657	48,529		
PSBS Allocation			65,386	434,303		
ADM OPS AIIOCATION SUBTOTAL			\$144,390	\$951,633		
TOTAL EXPENSES			\$1,373,487	\$9,671,101		

Delaware River Joint Toll Bridge Commission
Budget vs Actual
For the Seven Months Ending July 31, 2023

NORTHERN REGION TOLL BRIDGE

	Annual Budget 2023	YTD Budget 2023	Expended For The Month	Expended Year To Date	Encumbered	Remaining Annual Budget
OPERATING EXPENSE						
Regular Employee Salaries	\$3,944,700	2,362,015	\$288,365	\$2,198,563	\$0	\$1,746,136
Part-Time Employee Wages	392,659	224,798	38,196	244,446	0	148,213
Overtime Wages	225,823	165,028	10,564	71,873	0	153,950
Pension Contributions	1,441,308	831,536	107,782	781,480	0	659,828
FICA Contributions	371,013	214,048	25,574	190,864	0	180,149
Regular Employee Healthcare Benefits	2,455,368	1,438,422	177,997	1,186,680	0	1,268,687
Life Insurance Benefits	47,609	27,772	3,137	21,727	0	25,882
Utility Expense	159,369	112,716	10,502	92,960	8,847	57,562
Office Expense	10,773	9,208	606	4,258	2,233	4,282
Telecommunication Expense	341,520	199,220	33,492	189,036	0	152,484
Information Technology Expense	4,262	2,436	102	102	0	4,160
Professional Development/Meetings	7,297	4,882	0	36	0	7,261
Vehicle Maintenance Expense and Fuel	144,037	119,450	9,910	67,336	32,213	44,488
Operations Maintenance Expense	392,856	311,198	16,195	145,009	94,400	153,448
Toll Collection Expense	45,088	34,715	2,412	15,734	0	29,354
Uniform Expense	36,870	22,719	5,487	20,095	844	15,931
Business Insurance	1,147,622	669,446	93,531	638,529	0	509,093
Licenses & Inspections Expense	3,420	1,519	549	1,925	0	1,495
State Police Bridge Security	1,332,050	795,768	104,559	731,764	0	600,285
EZP Equipment/Traffic Counter Maint	510,685	301,981	25,255	218,427	735	291,522
EZPass Operating Expense	2,063,387	1,237,994	166,865	1,090,096	0	973,291
OPERATING EXPENSE SUBTOTAL	\$15,077,715	\$9,086,870	\$1,121,081	\$7,910,941	\$139,273	\$7,027,502
ADM OPS AIIOCATION						
TES Allocation			29,692	161,308		
Toll Operation Allocation			19,451	140,179		
Bridge Maint Allocation			13,686	98,151		
Maint/Toll Allocation			4,993	36,397		
PSBS Allocation			98,079	651,455		
ADM OPS AIIOCATION SUBTOTAL			\$165,900	\$1,087,490		
TOTAL EXPENSES			\$1,286,981	\$8,998,431		

Delaware River Joint Toll Bridge Commission
Budget vs Actual
For the Seven Months Ending July 31, 2023

SOUTHERN DIVISION TOLL SUPPORTED BRIDGES

	Annual Budget 2023	YTD Budget 2023	Expended For The Month	Expended Year To Date	Encumbered	Remaining Annual Budget
OPERATING EXPENSE						
Regular Employee Salaries	\$2,226,871	1,245,241	\$172,972	\$1,270,396	\$0	\$956,475
Part-Time Employee Wages	96	56	0	0	0	96
Overtime Wages	108,779	77,665	5,863	87,452	0	21,327
Pension Contributions	710,317	396,780	48,847	353,876	0	356,441
FICA Contributions	177,579	99,262	13,576	103,270	0	74,309
Regular Employee Healthcare Benefits	1,339,291	746,255	98,111	650,096	0	689,196
Life Insurance Benefits	23,659	13,302	1,876	12,823	0	10,836
Utility Expense	47,957	28,245	2,292	17,326	0	30,631
Office Expense	2,350	1,371	0	0	0	2,350
Telecommunication Expense	72,646	42,377	5,870	39,551	0	33,095
Professional Development/Meetings	3,025	1,765	0	0	0	3,025
Vehicle Maintenance Expense and Fuel	7,984	5,338	0	341	0	7,643
Operations Maintenance Expense	88,998	65,455	3,581	21,616	4,221	63,161
Uniform Expense	19,630	12,063	125	9,502	6,432	3,696
Business Insurance	431,484	251,699	35,305	239,860	0	191,623
Licenses & Inspections Expense	570	505	100	720	0	(150)
State Police Bridge Security	1,154,220	689,288	90,756	635,162	0	519,058
EZP Equipment/Traffic Counter Maint	5,555	3,005	695	2,085	1,226	2,245
OPERATING EXPENSE SUBTOTAL	\$6,421,012	\$3,679,673	\$479,969	\$3,444,075	\$11,879	\$2,965,058
ADM OPS AIIOCATION						
TES Allocation			15,240	82,797		
Bridge Maint Allocation			5,703	40,896		
Maint/Toll Allocation			2,288	16,682		
PSBS Allocation			60,116	399,840		
ADM OPS AIIOCATION SUBTOTAL			\$83,347	\$540,215		
TOTAL EXPENSES			\$563,316	\$3,984,290		

Delaware River Joint Toll Bridge Commission
Budget vs Actual
For the Seven Months Ending July 31, 2023

NORTHERN DIVISION TOLL SUPPORTED BRIDGES

	Annual Budget 2023	YTD Budget 2023	Expended For The Month	Expended Year To Date	Encumbered	Remaining Annual Budget
OPERATING EXPENSE						
Regular Employee Salaries	\$2,471,029	1,407,394	\$179,821	\$1,314,168	\$0	\$1,156,861
Part-Time Employee Wages	0	0	0	0	0	0
Overtime Wages	76,675	51,615	7,302	46,134	0	30,541
Pension Contributions	801,159	458,800	53,163	384,462	0	416,697
FICA Contributions	195,319	111,722	14,210	103,280	0	92,039
Regular Employee Healthcare Benefits	1,466,843	845,171	109,328	710,489	0	756,354
Life Insurance Benefits	26,193	15,127	2,041	13,529	0	12,664
Utility Expense	40,963	23,874	1,352	13,557	0	27,405
Office Expense	1,235	721	0	0	0	1,235
Telecommunication Expense	201,782	117,706	17,010	107,008	0	94,775
Professional Development/Meetings	2,247	1,311	0	0	0	2,247
Vehicle Maintenance Expense and Fuel	7,191	4,195	0	575	0	6,616
Operations Maintenance Expense	64,699	43,945	4,496	2,263	2,393	60,043
Uniform Expense	16,644	9,567	0	10,590	1,488	4,567
Business Insurance	286,398	167,065	23,447	159,709	0	126,689
Licenses & Inspections Expense	1,625	778	60	191	0	1,434
State Police Bridge Security	622,098	371,464	48,656	340,524	0	281,574
EZP Equipment/Traffic Counter Maint	5,556	3,054	695	2,085	1,226	2,245
OPERATING EXPENSE SUBTOTAL	\$6,287,657	\$3,633,512	\$461,580	\$3,208,564	\$5,106	\$3,073,986
ADM OPS AIIOCATION						
TES Allocation			15,226	82,716		
Bridge Maint Allocation			6,273	44,986		
Maint/Toll Allocation			2,288	16,682		
PSBS Allocation			53,118	353,064		
ADM OPS AIIOCATION SUBTOTAL			\$76,905	\$497,448		
TOTAL EXPENSES			\$538,485	\$3,706,012		

DELAWARE RIVER JOINT TOLL BRIDGE COMMISSION SYSTEM
STATEMENT OF REVENUE AND EXPENSES FOR THE SEVEN MONTHS ENDED JULY 31, 2023

	Southern Toll Bridges	Central Toll Bridges	Northern Toll Bridges	Toll Bridges Subtotal	Southern Region TSB	Northern Region TSB	TSB Subtotal	Administration Operation	Administration Administrative	ADM Subtotal	TOTAL 2023	TOTAL 2022
TOLL REVENUE												
Net Toll Revenue	24,351,029	51,084,139	28,482,725	103,917,892	-	-	-	-	-	-	103,917,892	107,045,409
EZPass Fee	366,659	830,634	418,209	1,615,501	-	-	-	-	-	-	1,615,501	1,269,615
Net Violation Fee Income	1,873,509	1,667,911	1,286,452	4,827,872	-	-	-	-	-	-	4,827,872	4,744,707
REVENUE FROM TOLL	\$ 26,591,197	\$ 53,582,683	\$ 30,187,386	\$ 110,361,266	\$ -	\$ -	\$ -	\$ -	\$ -	\$ -	\$ 110,361,266	\$ 113,059,731
OPERATING EXPENSE												
Regular Employee Salaries	2,312,697	2,175,919	2,198,563	6,687,180	1,270,396	1,314,168	2,584,563	2,063,170	2,777,912	4,841,082	14,112,825	13,562,739
Part-Time Employee Wages	112,295	118,781	244,446	475,522	-	-	-	-	28,232	28,232	503,754	256,923
Summer Employee Wages	-	-	-	-	-	-	-	-	-	-	-	-
Overtime Wages	155,288	27,907	71,873	255,068	87,452	46,134	133,586	26,411	12,303	38,714	427,368	362,968
Pension Contributions	658,817	769,315	781,480	2,209,612	353,876	384,462	738,338	780,222	794,742	1,574,963	4,522,913	4,347,805
FICA Contributions	196,358	176,601	190,864	563,823	103,270	103,280	206,549	220,406	213,692	434,099	1,204,471	1,136,796
Regular Employee Healthcare Benefits	1,180,015	1,186,277	1,186,680	3,552,971	650,096	710,489	1,360,585	899,790	796,147	1,695,937	6,609,493	6,226,017
Life Insurance Benefits	25,234	23,606	21,727	70,567	12,823	13,529	26,352	28,426	27,865	56,291	153,211	132,121
Unemployment Compensation Benefits	-	-	-	-	-	-	-	-	30,223	30,223	30,223	-
Utility Expense	119,782	116,785	92,960	329,526	17,326	13,557	30,884	-	59,673	59,673	420,083	488,319
Office Expense	4,817	3,188	4,258	12,263	-	-	-	21,627	100,180	121,807	134,070	96,807
Telecommunication Expense	109,499	245,842	189,036	544,377	39,551	107,008	146,559	44,395	60,918	105,313	796,248	778,003
Information Technology Expense	-	958	102	1,060	-	-	-	-	508,028	508,028	509,088	389,588
Professional Development/Meetings	458	2,722	36	3,215	-	-	-	117,453	53,518	170,972	174,186	83,192
Vehicle Maintenance Expense and Fuel	70,769	62,095	67,336	200,200	341	575	917	22	24,237	24,259	225,376	273,428
Operations Maintenance Expense	136,260	166,021	145,009	447,289	21,616	2,263	23,879	-	63,167	63,167	534,335	715,760
ESS Operating Maintenance Expense	-	-	-	-	-	-	-	658,622	-	658,622	658,622	703,916
Commission Expense	-	-	-	-	-	-	-	-	6,376	6,376	6,376	5,554
Toll Collection Expense	11,806	18,628	15,734	46,169	-	-	-	-	-	-	46,169	38,581
Uniform Expense	18,161	14,286	20,095	52,542	9,502	10,590	20,092	12,879	250	13,129	85,762	60,452
Business Insurance	1,005,758	655,883	638,529	2,300,170	239,860	159,709	399,569	33,074	167,295	200,369	2,900,108	2,312,247
Licenses & Inspections Expense	1,098	3,528	1,925	6,551	720	191	911	-	-	-	7,462	3,587
Advertising	-	-	-	-	-	-	-	-	9,838	9,838	9,838	5,441
Professional Services	-	-	-	-	-	-	-	2,971	613,211	616,181	616,181	647,633
State Police/Bridge Security	1,191,029	1,126,627	731,764	3,049,420	635,162	340,524	975,686	-	-	-	4,025,106	3,903,205
EZP Equip/Traffic Counter Maint	239,032	213,319	218,427	670,779	2,085	2,085	4,170	-	-	-	674,949	681,129
General Contingency	-	-	-	-	-	-	-	-	-	-	-	31,171
EZPass Operating Expense	2,583,452	1,611,183	1,090,096	5,284,730	-	-	-	-	-	-	5,284,730	5,134,680
TOTAL OP., MAINT., & ADM	\$ 10,132,622	\$ 8,719,469	\$ 7,910,941	\$ 26,763,032	\$ 3,444,075	\$ 3,208,564	\$ 6,652,639	\$ 4,909,468	\$ 6,347,807	\$ 11,257,275	\$ 44,672,946	\$ 42,378,061
ADM OPS ALLOCATION												
TES Allocation	124,114	159,205	161,308	444,627	82,797	82,716	165,512	(703,124)	92,984	(610,139)	-	-
Toll Ops Allocation	140,179	186,906	140,179	467,264	-	-	-	(467,264)	-	(467,264)	-	-
Bridge Maint Allocation	102,241	122,689	98,151	323,081	40,896	44,986	85,882	(408,963)	-	(408,963)	-	-
Maint/Toll Allocation	33,364	48,529	36,397	118,290	16,682	16,682	33,364	(151,654)	-	(151,654)	-	-
PSBS Allocation	664,767	434,303	651,455	1,750,525	399,840	353,064	752,905	(2,503,429)	-	(2,503,429)	-	-
TOTAL ADM OPS ALLOCATION	\$ 1,064,665	\$ 951,633	\$ 1,087,490	\$ 3,103,788	\$ 540,215	\$ 497,448	\$ 1,037,663	\$(4,234,435)	\$ 92,984	\$(4,141,450)	\$ -	\$ -
OTHER OPERATING INC/EXP												
Other Operating Income	-	-	-	-	-	-	-	-	320,567	320,567	320,567	306,631
TOTAL OTHER OP INC	\$ -	\$ -	\$ -	\$ -	\$ -	\$ -	\$ -	\$ -	\$ 320,567	\$ 320,567	\$ 320,567	\$ 306,631
NET OPERATING INC	\$ 15,393,910	\$ 43,911,582	\$ 21,188,955	\$ 80,494,447	\$(3,984,290)	\$(3,706,012)	\$(7,690,302)	\$(675,033)	\$(6,120,224)	\$(6,795,258)	\$ 66,008,887	\$ 70,988,301
NON-OPERATING REV/EXP												
Interest Revenue & Unrealized Gain/Loss	-	-	-	-	-	-	-	-	-	-	7,071,363	(3,134,696)
Other Non-Operating Revenue	-	-	-	-	-	-	-	-	-	-	-	-
Interest Expense	-	-	-	-	-	-	-	-	-	-	(15,413,511)	(16,009,429)
Depreciation Expense	-	-	-	-	-	-	-	-	-	-	(12,112,673)	(12,831,213)
TOTAL NON-OPS REV/EXP	\$ -	\$ -	\$ -	\$ -	\$ -	\$ -	\$ -	\$ -	\$ -	\$ -	\$(20,454,820)	\$(31,975,338)
CHANGE IN NET ASSETS	\$ -	\$ -	\$ -	\$ -	\$ -	\$ -	\$ -	\$ -	\$ -	\$ -	\$ 45,554,066	\$ 39,012,963

32

DELAWARE RIVER JOINT TOLL BRIDGE COMMISSION

Meeting of September 18, 2023

August Financial Report

SUBJECT	DESCRIPTION	PAGE NUMBER
Accounting	Status of Cash Balances at August 31, 2023	1
Accounting	Status of Bond Retirement at August 31, 2023	2
Accounting	Status of Investments at August 31, 2023	3-6
Accounting	Status of Toll Traffic and Revenue & Toll Supported Traffic Month of August 2023 Compared with Month of August 2022	7-22
Accounting	Statistical Summary of Expenditures on Toll Bridges and Toll Supported Bridges Accounts for the Period August 1, 2023 through August 31, 2023	23-31
Accounting	Statement of Revenue and Expenses: Eight Month Period ending August 31, 2023	32

DELAWARE RIVER JOINT TOLL BRIDGE COMMISSION

Meeting of September 18, 2023

There follows Cash Balances of the Commission at August 31, 2023 for the information and review of the Members:

COMMISSION CASH DEPOSITS

Wells Fargo Bank, N. A.

Revenue Fund	8,923,831
Payroll Fund	191,082
Insurance Clearing Account	750,000
TOTAL	\$ 9,864,913

CASH DEPOSIT GUARANTEES

Wells Fargo Bank PA ACT 72 FULL BALANCE

DELAWARE RIVER JOINT TOLL BRIDGE COMMISSION

Meeting of September 18, 2023

STATUS OF BRIDGE REVENUE BONDS AT AUGUST 31, 2023

Maturity	SERIES 2015			SERIES 2017			SERIES 2019A			SERIES 2019B			Total	
	Yield	Principal Amount	Maturities & Calls	Yield	Principal Amount	Maturities & Calls	Yield	Principal Amount	Maturities & Calls	Yield	Principal Amount	Maturities & Calls	Average Yield	Remaining Outstanding
7/1/2019	0	2,410,000	2,410,000											
7/1/2020	1.62%	2,540,000	2,540,000	1.00%	945,000	945,000	1.17%	505,000	505,000	1.17%	6,015,000	6,015,000		-
7/1/2021	1.86%	2,540,000	2,540,000	1.00%	875,000	875,000	1.20%	435,000	435,000	1.20%	5,945,000	5,945,000		-
7/1/2022	2.10%	2,695,000	2,695,000	1.81%	1,740,000	1,740,000	1.23%	455,000	455,000	1.23%	6,255,000	6,255,000		-
7/1/2022							0.00%							-
7/1/2023	2.34%	2,795,000	2,795,000	2.03%	1,865,000	1,865,000	1.25%	480,000	480,000	1.25%	6,565,000	6,565,000		-
7/1/2024	2.43%	2,935,000		2.31%	1,970,000		1.31%	8,015,000		1.31%	6,830,000		1.58%	19,750,000
7/1/2025	2.55%	3,015,000		2.52%	1,070,000		1.40%	8,170,000		1.40%	7,195,000		1.64%	19,450,000
7/1/2026	2.73%	3,180,000					1.49%	8,585,000		1.49%	7,515,000		1.69%	19,280,000
7/1/2026														-
7/1/2027	3.10%	4,540,000		2.80%	20,000		1.59%	5,800,000		1.59%	7,880,000		1.97%	18,240,000
7/1/2027														-
7/1/2028	3.28%	3,380,000		2.95%	35,000		1.69%	9,410,000		1.69%	8,300,000		1.95%	21,125,000
7/1/2029	3.04%	3,480,000	3,480,000	3.08%	8,380,000		1.77%	3,725,000		1.77%	8,670,000		2.30%	20,775,000
7/1/2030	3.10%	3,670,000	3,670,000	3.19%	8,845,000		1.85%	3,930,000		1.85%	9,045,000		2.39%	21,820,000
7/1/2031	3.14%	3,785,000	3,785,000	3.27%	10,765,000		1.91%	4,055,000		1.91%	9,520,000		2.51%	24,340,000
7/1/2032	3.55%	545,000		3.35%	14,735,000		1.97%	725,000		1.97%	9,995,000		2.79%	26,000,000
7/1/2033	3.56%	10,595,000		3.41%	15,715,000		2.09%	760,000					3.43%	27,070,000
7/1/2034	3.60%	11,020,000		3.47%	16,500,000		2.16%	800,000					3.48%	28,320,000
7/1/2035	3.64%	11,460,000		3.52%	17,325,000		2.21%	835,000					3.53%	29,620,000
7/1/2036	3.73%	11,920,000		3.56%	18,190,000		2.25%	880,000					3.59%	30,990,000
7/1/2037		N/A		3.59%	22,015,000		2.29%	925,000					3.54%	22,940,000
7/1/2038		N/A		3.64%	23,115,000		2.32%	970,000					3.59%	24,085,000
7/1/2039		N/A		3.64%	24,270,000		2.35%	1,020,000					3.59%	25,290,000
7/1/2040		N/A		3.64%	25,485,000		2.50%	1,070,000					3.59%	26,555,000
7/1/2041		N/A		3.64%	26,760,000		2.50%	1,125,000					3.59%	27,885,000
7/1/2042		N/A		3.64%	28,100,000		2.50%	1,180,000					3.59%	29,280,000
7/1/2043		N/A		3.69%	15,930,000		2.50%	1,240,000					3.60%	17,170,000
7/1/2043		N/A		4.04%	13,575,000								4.04%	13,575,000
7/1/2044		N/A		3.69%	16,590,000		2.50%	1,300,000					3.60%	17,890,000
7/1/2044		N/A		4.04%	14,255,000								4.04%	14,255,000
7/1/2045		N/A		3.69%	17,275,000		3.04%	1,365,000					3.64%	18,640,000
7/1/2045		N/A		4.04%	14,965,000								4.04%	14,965,000
7/1/2046		N/A		3.69%	17,990,000		3.04%	1,405,000					3.64%	19,395,000
7/1/2046		N/A		4.04%	15,715,000								4.04%	15,715,000
7/1/2047		N/A		3.69%	18,745,000		3.04%	1,450,000					3.64%	20,195,000
7/1/2047		N/A		4.04%	16,490,000								4.04%	16,490,000
7/1/2048							3.04%	1,490,000					3.04%	1,490,000
7/1/2049							3.04%	1,535,000					3.04%	1,535,000
		\$ 86,505,000	\$ 23,915,000		\$ 430,250,000	\$ 5,425,000		\$ 73,640,000	\$ 1,875,000		\$ 99,730,000	\$ 24,780,000		\$ 634,130,000

Footnote: Series 2012A Bonds were Called on October 17, 2022.



**Delaware River Joint TBC
Purchases Report
Sorted by Fund - Maturity Date
August 1, 2023 - August 31, 2023**

CUSIP	Investment #	Fund	Sec. Type	Issuer	Original Par Value	Purchase Date	Payment Periods	Principal Purchased	Accrued Interest at Purchase	Rate at Purchase	Maturity Date	YTM	Ending Book Value
General Reserve Fund													
63906EEL2	11030	01GRF	ACP	NATWES	3,000,000.00	08/29/2023	05/20 - At Maturity	2,875,229.16		5.650	05/20/2024	5.967	2,876,641.66
91282CHN4	11031	01GRF	TRC	USTR	2,000,000.00	08/29/2023	01/31 - 07/31	1,988,593.74	7,486.41	4.750	07/31/2025	5.063	1,988,642.48
22533AKS5	11029	01GRF	FAC	CREAGR	5,000,000.00	08/18/2023	02/18 - 08/18	4,995,000.00		6.000	08/18/2025	6.054	4,995,090.28
				Subtotal	10,000,000.00			9,858,822.90	7,486.41				9,860,374.42
Construction Fund 2019A													
912796CR8	11025	06CF19A	ATD	USTR	3,000,000.00	08/10/2023	09/21 - At Maturity	2,981,550.09		5.271	09/21/2023	5.378	2,991,214.33
912797HA8	11028	06CF19A	ATD	USTR	3,000,000.00	08/15/2023	10/10 - At Maturity	2,975,330.13		5.286	10/10/2023	5.404	2,982,819.20
912797HM2	11027	06CF19A	ATD	USTR	3,000,000.00	08/10/2023	11/28 - At Maturity	2,951,587.17		5.281	11/28/2023	5.443	2,961,269.74
				Subtotal	9,000,000.00			8,908,467.39	0.00				8,935,303.27
				Total Purchases	19,000,000.00			18,767,290.29	7,486.41				18,795,677.69



**Delaware River Joint TBC
Investment Classification
Sorted by Fund - Maturity Date
August 31, 2023**

DRJTBC

CUSIP	Investment #	Fund	Issuer	Investment Class	Par Value	YTM	Maturity Date	Market Price	Market Date	Market Value	Book Value	Reported Value
Debt Service Fund												
38145C752	10113	01DSF	Goldman Sachs Ila Fed Port	Amort	12,437.15	4.483		100.000	08/31/2023	12,437.15	12,437.15	12,437.15
Subtotal					12,437.15	4.483				12,437.15	12,437.15	12,437.15
General Reserve Fund												
38145C752	10115	01GRF	Goldman Sachs Ila Fed Port	Amort	0.00			100.000	08/31/2023	0.00	0.00	0.00
PAINVEST	10050	01GRF	PA Invest	Amort	0.00			100.000	08/31/2023	0.00	0.00	0.00
PAINVEST	10462	01GRF	PA Invest	Amort	13,442,911.15	5.248		100.000	08/31/2023	13,442,911.15	13,442,911.15	13,442,911.15
63873KW11	10987	01GRF	ATIXIS NY Brh	Fair	3,000,000.00	5.397	09/01/2023	99.985	08/31/2023	2,999,554.50	3,000,000.00	2,999,554.50
83369CWF7	10988	01GRF	Societe Generale	Fair	3,500,000.00	5.336	09/15/2023	99.777	08/31/2023	3,492,207.25	3,493,058.33	3,492,207.25
641062AD6	10938	01GRF	Nestle Capital Corp CP	Fair	3,010,000.00	1.710	09/24/2023	99.860	08/31/2023	3,005,801.05	3,013,097.00	3,005,801.05
9128285D8	10913	01GRF	U.S. Treasury	Fair	2,000,000.00	0.511	09/30/2023	99.794	08/31/2023	1,995,898.44	2,003,732.76	1,995,898.44
9612C1XA0	10990	01GRF	WestPac Banking Corp	Fair	5,000,000.00	5.197	10/10/2023	99.403	08/31/2023	4,970,152.50	4,973,025.00	4,970,152.50
3136G46A6	10841	01GRF	Federal National Mtg Assn	Fair	8,000,000.00	0.299	10/27/2023	99.202	08/31/2023	7,936,200.00	8,000,000.00	7,936,200.00
010411CQ7	10806	01GRF	State of Alabama	Fair	1,475,000.00	1.730	11/01/2023	99.618	08/31/2023	1,469,374.35	1,478,487.62	1,469,374.35
822582BZ4	10881	01GRF	Shell International Finance	Fair	3,000,000.00	0.380	11/13/2023	99.595	08/31/2023	2,987,865.00	3,018,133.39	2,987,865.00
53948BYL7	11006	01GRF	Lloyd Bank Corp	Fair	3,000,000.00	5.497	11/20/2023	98.761	08/31/2023	2,962,834.50	2,964,933.33	2,962,834.50
05970UZ19	11019	01GRF	BANCO SANTANDER	Fair	5,000,000.00	5.720	12/01/2023	98.568	08/31/2023	4,928,427.50	4,929,348.59	4,928,427.50
63873KZ42	11018	01GRF	ATIXIS NY Brh	Fair	5,000,000.00	5.647	12/04/2023	98.550	08/31/2023	4,927,507.50	4,928,063.87	4,927,507.50
3130AVCE0	11007	01GRF	Federal Home Loan Bank	Fair	3,000,000.00	5.411	12/11/2023	99.890	08/31/2023	2,996,700.00	2,998,796.89	2,996,700.00
059970UZM3	11013	01GRF	BANCO SANTANDER	Fair	5,000,000.00	5.538	12/21/2023	98.253	08/31/2023	4,912,677.50	4,918,600.00	4,912,677.50
8923A0AJ2	11016	01GRF	TOYOTA Motor Credit CP	Fair	5,000,000.00	5.751	01/18/2024	97.818	08/31/2023	4,890,922.50	4,894,591.66	4,890,922.50
55607KAP1	11023	01GRF	Macquarie Group	Fair	5,000,000.00	5.783	01/23/2024	97.783	08/31/2023	4,889,150.00	4,887,599.96	4,889,150.00
9128286G0	10940	01GRF	U.S. Treasury	Fair	2,500,000.00	1.689	02/29/2024	98.523	08/31/2023	2,463,085.95	2,508,310.80	2,463,085.95
05253ACJ7	11017	01GRF	ANZ New Zealand International	Fair	5,000,000.00	5.811	03/18/2024	96.940	08/31/2023	4,847,022.50	4,847,433.33	4,847,022.50
09247XAL5	11005	01GRF	Blackrock Inc	Fair	5,000,000.00	4.806	03/18/2024	98.891	08/31/2023	4,944,550.00	4,965,487.59	4,944,550.00
91282CEG2	10948	01GRF	U.S. Treasury	Fair	3,000,000.00	2.499	03/31/2024	98.207	08/31/2023	2,946,210.93	2,995,784.51	2,946,210.93
58989V2C7	10879	01GRF	Met Tower Global Fund	Fair	570,000.00	0.654	04/05/2024	97.019	08/31/2023	553,011.15	570,287.91	553,011.15
57629WBV1	10856	01GRF	Mass Mutual Global	Fair	2,500,000.00	0.475	04/09/2024	98.724	08/31/2023	2,468,100.00	2,546,902.00	2,468,100.00
64952WEB5	10939	01GRF	New York Life Global	Fair	3,000,000.00	1.902	04/26/2024	96.807	08/31/2023	2,904,225.00	2,974,216.11	2,904,225.00
912828WJ5	10951	01GRF	U.S. Treasury	Fair	3,000,000.00	2.751	05/15/2024	97.978	08/31/2023	2,939,355.48	2,994,866.84	2,939,355.48
63906EEL2	11030	01GRF	NatWest Markets	Fair	3,000,000.00	5.966	05/20/2024	95.834	08/31/2023	2,875,024.50	2,876,641.66	2,875,024.50
2027A0KB4	10868	01GRF	Commonwealth Bank Australia	Fair	5,000,000.00	0.617	06/04/2024	98.273	08/31/2023	4,913,650.00	5,102,446.09	4,913,650.00

Data Updated: ~REPORT~: 09/01/2023 11:19

Run Date: 09/01/2023 - 11:21

Portfolio DRJ
AP
IC (PRF_IC) 7.1.1
Report Ver. 7.3.2

**Delaware River Joint TBC
Investment Classification
August 31, 2023**

CUSIP	Investment #	Fund	Issuer	Investment Class	Par Value	YTM	Maturity Date	Market Price	Market Date	Market Value	Book Value	Reported Value
General Reserve Fund												
3130ATVC8	10980	01GRF	Federal Home Loan Bank	Fair	2,000,000.00	4.824	06/14/2024	99.553	08/31/2023	1,991,060.00	2,000,651.51	1,991,060.00
3134GYS60	11014	01GRF	Federal Home Loan Mtg Corp	Fair	2,500,000.00	5.204	06/17/2024	99.668	08/31/2023	2,491,712.50	2,500,000.00	2,491,712.50
29270CWJ0	10942	01GRF	Energy Northwest Hash Elec	Fair	1,835,000.00	2.504	07/01/2024	99.986	08/31/2023	1,834,748.61	1,890,010.06	1,834,748.61
64972H5D0	10946	01GRF	NYC Transitional Fin Authority	Fair	3,000,000.00	2.518	07/15/2024	95.740	08/31/2023	2,872,200.00	2,946,382.00	2,872,200.00
91282CCL3	10890	01GRF	U.S. Treasury	Fair	5,000,000.00	0.373	07/15/2024	95.767	08/31/2023	4,788,378.90	5,000,057.61	4,788,378.90
74274TAG5	10907	01GRF	Private Expt Fdg	Fair	3,000,000.00	0.679	07/30/2024	95.615	08/31/2023	2,868,450.00	2,996,500.90	2,868,450.00
30231GBC5	10869	01GRF	Exxon Mobil	Fair	2,800,000.00	0.696	08/16/2024	96.843	08/31/2023	2,711,618.00	2,835,022.47	2,711,618.00
59217GEP0	11011	01GRF	METLIFE	Fair	5,000,000.00	4.951	09/27/2024	94.786	08/31/2023	4,739,300.00	4,782,654.01	4,739,300.00
9128283D0	10900	01GRF	U.S. Treasury	Fair	5,000,000.00	0.484	10/31/2024	96.597	08/31/2023	4,829,882.80	5,101,952.12	4,829,882.80
64971XYN2	10875	01GRF	NYC Transitional Fin Authority	Fair	5,500,000.00	0.612	11/01/2024	94.424	08/31/2023	5,193,325.50	5,493,531.26	5,193,325.50
742651DX7	10945	01GRF	Private Expt Fdg	Fair	1,310,000.00	2.720	11/15/2024	95.690	08/31/2023	1,253,539.00	1,295,292.64	1,253,539.00
3130AVJ60	11009	01GRF	Federal Home Loan Bank	Fair	2,500,000.00	5.354	12/30/2024	99.540	08/31/2023	2,488,500.00	2,500,000.00	2,488,500.00
64952WEK5	10926	01GRF	New York Life Global	Fair	1,000,000.00	1.486	01/14/2025	94.673	08/31/2023	946,735.00	999,507.00	946,735.00
3130AWQH6	11024	01GRF	Federal Home Loan Bank	Fair	3,000,000.00	5.600	01/24/2025	99.946	08/31/2023	2,998,380.00	3,000,000.00	2,998,380.00
3130AN7P9	10889	01GRF	Federal Home Loan Bank	Fair	5,000,000.00	0.397	01/28/2025	93.620	08/31/2023	4,681,000.00	5,001,796.30	4,681,000.00
13063DGB8	10983	01GRF	State of California	Fair	1,175,000.00	4.580	04/01/2025	97.201	08/31/2023	1,142,112.93	1,153,927.96	1,142,112.93
74172WAG1	10910	01GRF	Prince George County Rev Autho	Fair	1,130,000.00	1.002	05/01/2025	97.256	08/31/2023	1,099,000.71	1,176,845.58	1,099,000.71
037833BG4	10923	01GRF	Apple Inc	Fair	3,000,000.00	1.380	05/13/2025	97.060	08/31/2023	2,911,800.00	3,090,347.71	2,911,800.00
65558RAA7	10999	01GRF	Nordea Bank	Fair	2,040,000.00	5.030	06/06/2025	96.585	08/31/2023	1,970,344.20	1,992,285.33	1,970,344.20
341271AD6	10894	01GRF	Florida St Brd of Adm	Fair	4,000,000.00	0.752	07/01/2025	93.069	08/31/2023	3,722,780.00	4,039,327.54	3,722,780.00
3136G4D75	10825	01GRF	Federal National Mtg Assn	Fair	2,500,000.00	0.599	07/29/2025	91.874	08/31/2023	2,296,850.00	2,500,000.00	2,296,850.00
91282CHN4	11031	01GRF	U.S. Treasury	Fair	2,000,000.00	5.063	07/31/2025	99.732	08/31/2023	1,994,648.44	1,988,642.48	1,994,648.44
64952WEU3	10975	01GRF	New York Life Global	Fair	2,000,000.00	5.053	08/05/2025	96.854	08/31/2023	1,937,080.00	1,948,306.60	1,937,080.00
22533AKS5	11029	01GRF	Credit Agricole Corp	Fair	5,000,000.00	6.053	08/18/2025	99.877	08/31/2023	4,993,875.00	4,995,090.28	4,993,875.00
74153WCR8	11015	01GRF	Pricoa Global Fund	Fair	2,000,000.00	5.150	08/28/2025	97.619	08/31/2023	1,952,390.00	1,964,582.14	1,952,390.00
3134GX3A0	10967	01GRF	Federal Home Loan Mtg Corp	Fair	2,000,000.00	4.768	09/30/2025	98.983	08/31/2023	1,979,670.00	1,999,306.48	1,979,670.00
49474E3Z4	10991	01GRF	King County Washington	Fair	560,000.00	4.364	12/01/2025	100.995	08/31/2023	565,577.04	572,472.90	565,577.04
05254JAA8	11004	01GRF	Aust & NZ Banking Group	Fair	3,000,000.00	4.777	12/08/2025	99.598	08/31/2023	2,987,955.00	3,019,414.82	2,987,955.00
3130AV3M2	11008	01GRF	Federal Home Loan Bank	Fair	3,000,000.00	5.500	03/13/2026	99.440	08/31/2023	2,983,200.00	3,000,000.00	2,983,200.00
64966MYL7	10944	01GRF	City of New York	Fair	3,000,000.00	2.642	04/01/2026	95.543	08/31/2023	2,866,311.00	3,046,705.52	2,866,311.00
54438CYL0	10955	01GRF	Los Angeles CA Community Colle	Fair	1,480,000.00	3.339	08/01/2026	89.806	08/31/2023	1,329,133.24	1,401,621.26	1,329,133.24
882724WTO	10915	01GRF	Texas Public Finance Authority	Fair	7,500,000.00	1.289	10/01/2026	100.564	08/31/2023	7,542,345.00	8,327,371.08	7,542,345.00
Subtotal					199,827,911.15	3.420				195,626,322.12	199,886,361.95	195,626,322.12

Operating Fund

38145C752	10108	01OF	Goldman Sachs Ila Fed Port	Amort	16,819.97	4.483		100.000	08/31/2023	16,819.97	16,819.97	16,819.97
-----------	-------	------	----------------------------	-------	-----------	-------	--	---------	------------	-----------	-----------	------------------

Data Updated: ~REPORT~: 09/01/2023 11:19

Run Date: 09/01/2023 - 11:21

**Delaware River Joint TBC
Investment Classification
August 31, 2023**

CUSIP	Investment #	Fund	Issuer	Investment Class	Par Value	YTM	Maturity Date	Market Price	Market Date	Market Value	Book Value	Reported Value
Operating Fund												
912796ZY8	10997	01OF	U.S. Treasury	Fair	7,745,000.00	4.854	01/25/2024	97.860	08/31/2023	7,579,330.65	7,599,727.47	7,579,330.65
Subtotal					7,761,819.97	4.853				7,596,150.62	7,616,547.44	7,596,150.62
Reserve Maintenance Fund												
38145C752	10106	01RMF	Goldman Sachs Ila Fed Port	Amort	14,840.87	4.483		100.000	08/31/2023	14,840.87	14,840.87	14,840.87
912796ZY8	10996	01RMF	U.S. Treasury	Fair	9,400,000.00	4.854	01/25/2024	97.860	08/31/2023	9,198,929.39	9,223,684.72	9,198,929.39
Subtotal					9,414,840.87	4.853				9,213,770.26	9,238,525.59	9,213,770.26
Scudder Falls Insurance Reserv												
38145C752	10506	01SFIR	Goldman Sachs Ila Fed Port	Amort	426.75	0.001		100.000	08/31/2023	426.75	426.75	426.75
912796YT0	10995	01SFIR	U.S. Treasury	Fair	4,206,000.00	4.685	11/02/2023	99.091	08/31/2023	4,167,767.46	4,173,403.50	4,167,767.46
Subtotal					4,206,426.75	4.685				4,168,194.21	4,173,830.25	4,168,194.21
Construction Fund 2019A												
38145C752	10713	06CF19A	Goldman Sachs Ila Fed Port	Amort	0.00	1.231		100.000	08/31/2023	0.00	0.00	0.00
PAINVEST	10752	06CF19A	PA Invest	Amort	9,108,380.75	5.248		100.000	08/31/2023	9,108,380.75	9,108,380.75	9,108,380.75
912796CR8	11025	06CF19A	U.S. Treasury	Fair	3,000,000.00	5.377	09/21/2023	99.707	08/31/2023	2,991,215.67	2,991,214.33	2,991,215.67
912797HA8	11028	06CF19A	U.S. Treasury	Fair	3,000,000.00	5.404	10/10/2023	99.428	08/31/2023	2,982,859.08	2,982,819.20	2,982,859.08
912797HM2	11027	06CF19A	U.S. Treasury	Fair	3,000,000.00	5.442	11/28/2023	98.705	08/31/2023	2,961,150.51	2,961,269.74	2,961,150.51
53948AAC5	11021	06CF19A	Lloyd Bank Corp	Fair	1,000,000.00	5.752	01/12/2024	97.917	08/31/2023	979,177.50	979,311.11	979,177.50
55607KAP1	11022	06CF19A	Macquarie Group	Fair	1,000,000.00	5.783	01/23/2024	97.783	08/31/2023	977,830.00	977,520.00	977,830.00
Subtotal					20,108,380.75	5.370				20,000,613.51	20,000,515.13	20,000,613.51
Debt Service Reserve Fund Comm												
38145C752	10994	06DSRF	Goldman Sachs Ila Fed Port	Amort	162,375.11	4.483		100.000	08/31/2023	162,375.11	162,375.11	162,375.11
912796ZY8	11003	06DSRF	U.S. Treasury	Fair	41,600,000.00	4.855	01/25/2024	97.860	08/31/2023	40,710,155.62	40,819,289.33	40,710,155.62
3130AUQC1	11000	06DSRF	Federal Home Loan Bank	Fair	4,685,000.00	4.971	01/30/2024	99.700	08/31/2023	4,670,945.00	4,683,175.51	4,670,945.00
313384SL4	11002	06DSRF	Federal Home Loan Bank	Fair	5,500,000.00	5.002	01/30/2024	97.731	08/31/2023	5,375,232.50	5,390,189.44	5,375,232.50
Subtotal					51,947,375.11	4.880				50,918,708.23	51,055,029.39	50,918,708.23
Total					293,279,191.75	3.916				287,536,196.10	291,983,246.90	287,536,196.10

DELAWARE RIVER JOINT TOLL BRIDGE COMMISSION
Meeting of September 18, 2023
TOLL TRAFFIC AND REVENUE STATISTICS (August 2023)

Summary: The Commission experienced a decrease in total toll revenue for August 2023 in comparison to the August 2022 traffic and revenue statistics. Total toll traffic however reflected an increase for the month of August.

Analysis of August 2023 / August 2022 toll revenue data comparison:

- Total toll revenue decreased by \$191,623 or 1.09 percent for the Commission's eight toll bridges during the month of August.
- Commercial-vehicle toll revenue reflected a 2.28 percent decrease.
- Passenger-vehicle toll revenue reflected a 1.50 percent increase.

Analysis of August 2023 / August 2022 traffic data comparison:

- Total toll traffic increased by 76,091 vehicles, or 1.81 percent for the month.
- Commercial-vehicle traffic decreased by 14,024 vehicles, or 2.22 percent.
- Passenger-vehicle toll traffic increased by 90,115 vehicles, or 2.52 percent.
- Average daily toll traffic for the Commission's eight toll bridges for August 2023 was 138,056 total vehicles as compared to the 135,602 total vehicles recorded on the toll bridges in August 2022.
- Total recorded westbound traffic volume at the Commission's toll supported bridges for August 2023 increased by 81,292 vehicles, or 4.4 percent compared to August 2022. Average daily westbound traffic on the toll supported bridges was 61,865 in August 2023 as compared to 59,243 vehicles in August 2022.

Traffic analysis for 2023 YTD:

- Total YTD toll traffic for the eight toll bridges is reflecting a 3.65 percent increase through the first eight months of 2023 as compared to the same eight-month period in 2022.
- Westbound traffic on the ten toll supported bridges reflects a 0.9 percent increase through the first eight months of 2023 when compared to 2022.

REGION REVIEW:

Southern Region

Total toll traffic at Trenton-Morrisville (TM) reflected a 3.0 percent increase for August 2023 when compared to August 2022 as the result of combined increases of 19,956 cars and 1,330 trucks. The Scudder Falls Bridge recorded an 9.29 percent increase in total toll traffic for August 2023 when compared to August 2022 as the result of increases of 55,911 cars and 2,085 trucks. *[It should be noted that the SFB experienced an approximate 15.0% decreased in truck traffic during the June two-week partial closing of I-95 PA].* At New Hope-Lambertville (NHL), combined increases of 5,487 cars and 587 trucks resulted in an overall increase of 4.28 percent in total toll traffic for August 2023 as compared to August 2022.

Central Region

The I-78 Toll Bridge recorded a decrease of 4.37 percent in total toll traffic for the month of August 2023 when compared to August 2022 as the result of the combined decreases of 28,597 cars and 18,555 trucks. At the Easton-Phillipsburg (EP) Toll Bridge, a decrease of 14,945 passenger vehicles combined with a decrease of 2,184 trucks generated an overall decrease of 3.45 percent in total toll traffic for August 2023 as compared to August 2022.

Northern Region

Portland-Columbia (PC) recorded a 6.76 percent increase in total toll traffic during August 2023 compared to August 2022 as the result of increases of 6,761 automobiles and 1,270 trucks. At the Delaware Water Gap (DWG) Toll Bridge, combined increases of 44,782 passenger vehicles and 1,711 trucks resulted in an increase of 5.10 percent in total toll traffic for August 2023 when compared to August 2022. At Milford-Montague (MM), an increase of 760 passenger vehicles and a decrease of 268 trucks produced a 0.40 percent increase in total toll traffic for the month of August 2023 as compared to August 2022.

E-ZPass Penetration Rates

The table below provides a comparison of the *E-ZPass* penetration rates for the Commission's eight (8) toll bridges for the months of August 2023 and August 2022, and the year-to-date periods ending August 31, 2023 and August 31, 2022.

		<i>E-ZPass</i> PENETRATION RATES					
		AUG. 2023	AUG. 2022	Change in Monthly Percentage	YTD 2023	YTD 2022	Change in YTD Percentage
All Toll Bridges	Cars	87.86	86.40	1.46	87.79	86.03	1.76
	Trucks	96.02	95.52	0.50	96.02	95.40	0.62
	Total	89.04	87.77	1.27	88.97	87.53	1.44
Trenton - Morrisville	Cars	88.28	86.92	1.36	88.01	86.16	1.85
	Trucks	96.49	95.86	0.63	95.93	95.82	0.11
	Total	89.16	87.90	1.26	88.77	87.38	1.39
Scudder Falls	Cars	91.63	92.01	-0.38	91.84	91.57	0.27
	Trucks	89.19	89.83	-0.64	89.64	89.65	-0.01
	Total	91.50	91.89	-0.39	91.73	91.46	0.27
New Hope - Lambertville	Cars	94.18	93.57	0.61	94.38	93.52	0.86
	Trucks	95.52	94.41	1.11	95.51	94.08	1.43
	Total	94.29	93.64	0.65	94.47	93.57	0.90
I-78	Cars	86.15	83.91	2.24	85.85	83.29	2.56
	Trucks	97.22	96.61	0.61	97.15	96.34	0.81
	Total	89.25	87.52	1.73	89.16	87.31	1.85
Easton - Phillipsburg	Cars	89.12	86.32	2.80	89.12	86.49	2.63
	Trucks	91.85	91.66	0.19	91.90	91.18	0.72
	Total	89.32	86.71	2.61	89.30	86.81	2.49
Portland - Columbia	Cars	85.92	84.43	1.49	85.67	83.71	1.96
	Trucks	96.12	95.95	0.17	96.04	95.79	0.25
	Total	87.07	85.69	1.38	86.69	85.01	1.68
Delaware Water Gap	Cars	85.00	83.61	1.39	84.59	83.02	1.57
	Trucks	96.33	95.73	0.60	96.48	95.75	0.73
	Total	86.75	85.55	1.20	86.55	85.23	1.32
Milford - Montague	Cars	85.25	84.12	1.13	84.73	83.71	1.02
	Trucks	88.48	85.51	2.97	87.16	88.51	-1.35
	Total	85.36	84.17	1.19	84.81	83.90	0.91

DELAWARE RIVER JOINT TOLL BRIDGE COMMISSION

ALL TOLL BRIDGES

COMPARATIVE STATEMENT OF TOLL TRAFFIC AND REVENUE

AUGUST 2023

JANUARY 1, 2022 AUGUST 31, 2022 243 DAYS		JANUARY 1, 2023 AUGUST 31, 2023 243 DAYS		VEHICLE CLASS	MONTH OF AUGUST 2023 31 DAYS		MONTH OF AUGUST 2022 31 DAYS	
NUMBER OF VEHICLES	TOTAL REVENUE	NUMBER OF VEHICLES	TOTAL REVENUE		NUMBER OF VEHICLES	TOTAL REVENUE	NUMBER OF VEHICLES	TOTAL REVENUE
24,825,238	\$ 38,790,006.60	26,235,833	\$ 40,457,379.90	Passenger	3,663,025	\$ 5,664,311.05	3,572,910	\$ 5,581,642.50
-	(721,322.25)	-	(710,912.85)	Discounts *	-	(81,099.25)	-	(80,965.50)
24,825,238	\$ 38,068,684.35	26,235,833	\$ 39,746,467.05	TOTAL PASSENGER	3,663,025	\$ 5,583,211.80	3,572,910	\$ 5,500,677.00
967,551	8,840,068.40	792,812	7,255,788.25	2-Axle Trucks	123,986	1,135,159.50	122,931	1,122,671.25
341,796	4,666,963.50	315,781	4,313,145.30	3-Axle Trucks	43,707	597,312.00	47,433	647,409.00
375,500	6,846,408.00	390,815	7,132,086.80	4-Axle Trucks	52,384	956,580.00	54,799	999,652.00
2,991,839	68,088,735.00	2,851,011	64,910,073.50	5-Axle Trucks	386,202	8,796,212.50	396,367	9,023,320.00
69,108	1,874,697.00	63,887	1,734,048.00	6-Axle Trucks	10,175	276,411.00	8,931	242,091.00
2,143	74,207.50	1,856	63,604.50	7-Axle Trucks	260	8,956.50	277	9,646.00
4,747,937	\$ 90,391,079.40	4,416,162	\$ 85,408,746.35	TOTAL TRUCKS	616,714	\$ 11,770,631.50	630,738	\$ 12,044,789.25
29,573,175	\$ 128,459,763.75	30,651,995	\$ 125,155,213.40	TOTAL TOLL VEHICLES	4,279,739	\$ 17,353,843.30	4,203,648	17,545,466.25
121,700	\$ 528,641.00	126,140	\$ 515,042.03	DAILY AVERAGE	138,056	\$ 559,801.40	135,602	\$ 565,982.78

YTD Rate Change

Traffic (toll)	3.65%
Autos	5.68%
Trucks	-6.99%
Revenue	-2.57%
Autos	4.41%
Trucks	-5.51%

MTD Rate Change Traffic

Traffic (toll)	1.81%
Autos	2.52%
Trucks	-2.22%
Revenue	-1.09%
Autos	1.50%
Trucks	-2.28%

* "Discounts" represents rebates for commuter discounts earned when a customer crosses the Commission's bridges 16 times in a calendar month, as well as discounts for employee's, and Commission vehicle's non-revenue crossings. Starting May 2021, the commuter discount rate is reduced from 40% to 20%.

DELAWARE RIVER JOINT TOLL BRIDGE COMMISSION
TRENTON - MORRISVILLE TOLL BRIDGE
COMPARATIVE STATEMENT OF TOLL TRAFFIC AND REVENUE

AUGUST 2023

JANUARY 1, 2022 AUGUST 31, 2022 243 DAYS		JANUARY 1, 2023 AUGUST 31, 2023 243 DAYS		VEHICLE CLASS	MONTH OF AUGUST 2023 31 DAYS		MONTH OF AUGUST 2022 31 DAYS	
NUMBER OF VEHICLES	TOTAL REVENUE	NUMBER OF VEHICLES	TOTAL REVENUE		NUMBER OF VEHICLES	TOTAL REVENUE	NUMBER OF VEHICLES	TOTAL REVENUE
4,524,546	\$ 7,069,584.75	4,824,761	\$ 7,450,256.25	Passenger	651,696	\$ 1,003,754.25	631,740	\$ 979,804.75
	(129,272.34)		(127,080.21)	Discounts *		(14,676.74)		(14,626.94)
4,524,546	\$ 6,940,312.41	4,824,761	\$ 7,323,176.04	TOTAL PASSENGER	651,696	\$ 989,077.51	631,740	\$ 965,177.81
258,263	2,346,788.25	132,262	1,207,375.25	2-Axle Trucks	23,016	209,879.00	23,306	210,638.25
99,825	1,362,277.50	81,198	1,108,324.80	3-Axle Trucks	12,851	175,227.00	13,444	183,207.00
79,905	1,456,656.00	82,384	1,503,474.80	4-Axle Trucks	14,081	256,416.00	12,613	229,984.00
212,089	4,850,710.00	211,031	4,822,696.00	5-Axle Trucks	28,647	654,820.00	28,116	643,432.50
2,099	57,531.00	2,890	78,927.00	6-Axle Trucks	483	13,215.00	256	6,978.00
129	4,275.50	100	3,269.00	7-Axle Trucks	13	416.50	26	914.50
652,310	\$ 10,078,238.25	509,865	\$ 8,724,066.85	TOTAL TRUCKS	79,091	\$ 1,309,973.50	77,761	\$ 1,275,154.25
5,176,856	\$ 17,018,550.66	5,334,626	\$ 16,047,242.89	TOTAL TOLL VEHICLES	730,787	\$ 2,299,051.01	709,501	\$ 2,240,332.06
21,304	\$ 70,035.19	21,953	\$ 66,038.04	DAILY AVERAGE	23,574	\$ 74,162.94	22,887	\$ 72,268.78

Rate Change

Traffic (toll)	3.05%
Autos	6.64%
Trucks	-21.84%
Revenue	-5.71%
Autos	5.52%
Trucks	-13.44%

Rate Change

Traffic (toll)	3.00%
Autos	3.16%
Trucks	1.71%
Revenue	2.62%
Autos	2.48%
Trucks	2.73%

DELAWARE RIVER JOINT TOLL BRIDGE COMMISSION
 SCUDDER FALLS TOLL BRIDGE
 COMPARATIVE STATEMENT OF TOLL TRAFFIC AND REVENUE

AUGUST 2023

JANUARY 1, 2022 AUGUST 31, 2022 243 DAYS		JANUARY 1, 2023 AUGUST 31, 2023 243 DAYS		MONTH OF AUGUST 2023 31 DAYS		MONTH OF AUGUST 2022 31 DAYS		
NUMBER OF VEHICLES	TOTAL REVENUE	NUMBER OF VEHICLES	TOTAL REVENUE	VEHICLE CLASS	NUMBER OF VEHICLES	TOTAL REVENUE	NUMBER OF VEHICLES	TOTAL REVENUE
4,334,669	\$ 6,099,994.10 (132,928.12)	4,846,289	\$ 6,797,465.65 (126,852.84)	Passenger Discounts *	645,246	\$ 908,766.55 (14,299.62)	589,335	\$ 825,441.00 (14,151.57)
4,334,669	\$ 5,967,065.98	4,846,289	\$ 6,670,612.81	TOTAL PASSENGER	645,246	\$ 894,466.93	589,335	\$ 811,289.43
115,383	1,049,044.65	109,513	995,610.00	2-Axle Trucks	18,360	166,901.00	15,790	143,377.00
26,502	359,800.50	24,781	337,888.50	3-Axle Trucks	3,164	43,294.50	3,497	47,740.50
19,226	351,026.00	20,051	365,672.00	4-Axle Trucks	2,702	49,386.00	2,773	50,704.00
96,254	2,193,122.50	92,886	2,117,282.50	5-Axle Trucks	12,620	287,850.00	12,720	290,057.50
1,504	41,055.00	1,218	33,138.00	6-Axle Trucks	271	7,350.00	235	6,354.00
298	10,036.50	142	4,716.50	7-Axle Trucks	19	639.00	36	1,205.00
259,167	\$ 4,004,085.15	248,591	\$ 3,854,307.50	TOTAL TRUCKS	37,136	\$ 555,420.50	35,051	\$ 539,438.00
4,593,836	\$ 9,971,151.13	5,094,880	\$ 10,524,920.31	TOTAL TOLL VEHICLES	682,382	\$ 1,449,887.43	624,386	\$ 1,350,727.43
18,905	\$ 41,033.54	20,967	\$ 43,312.43	DAILY AVERAGE	22,012	\$ 46,770.56	20,141	\$ 43,571.85
Rate Change					Rate Change			
Traffic (toll)		10.91%			Traffic (toll)		9.29%	
Autos		11.80%			Autos		9.49%	
Trucks		-4.08%			Trucks		5.95%	
Revenue		5.55%			Revenue		7.34%	
Autos		11.79%			Autos		10.25%	
Trucks		-3.74%			Trucks		2.96%	

DELAWARE RIVER JOINT TOLL BRIDGE COMMISSION
 NEW HOPE - LAMBERTVILLE TOLL BRIDGE
 COMPARATIVE STATEMENT OF TOLL TRAFFIC AND REVENUE

AUGUST 2023

JANUARY 1, 2022 AUGUST 31, 2022 243 DAYS		JANUARY 1, 2023 AUGUST 31, 2023 243 DAYS		MONTH OF AUGUST 2023 31 DAYS		MONTH OF AUGUST 2022 31 DAYS		
NUMBER OF VEHICLES	TOTAL REVENUE	NUMBER OF VEHICLES	TOTAL REVENUE	VEHICLE CLASS	NUMBER OF VEHICLES	TOTAL REVENUE	NUMBER OF VEHICLES	TOTAL REVENUE
918,973	\$ 1,297,806.75	980,754	\$ 1,384,371.25	Passenger	135,821	\$ 193,042.00	130,334	\$ 183,856.00
	(42,686.19)		(38,415.67)	Discounts *		(5,061.45)		(4,411.81)
918,973	\$ 1,255,120.56	980,754	\$ 1,345,955.58	TOTAL PASSENGER	135,821	\$ 187,980.55	130,334	\$ 179,444.19
35,800	327,067.00	35,159	320,430.00	2-Axle Trucks	5,612	51,137.00	5,119	46,759.00
9,749	132,564.00	10,229	138,966.00	3-Axle Trucks	1,492	20,266.50	1,483	20,178.00
6,712	122,524.00	6,683	122,116.00	4-Axle Trucks	972	17,752.00	995	18,174.00
28,005	636,135.00	28,628	649,700.00	5-Axle Trucks	3,747	85,087.50	3,757	85,315.00
1,561	42,210.00	2,248	60,894.00	6-Axle Trucks	343	9,321.00	226	6,111.00
29	934.00	26	822.50	7-Axle Trucks	2	63.00	1	28.00
81,856	\$ 1,261,434.00	82,973	\$ 1,292,928.50	TOTAL TRUCKS	12,168	\$ 183,627.00	11,581	\$ 176,565.00
1,000,829	\$ 2,516,554.56	1,063,727	\$ 2,638,884.08	TOTAL TOLL VEHICLES	147,989	\$ 371,607.55	141,915	\$ 356,009.19
4,119	\$ 10,356.19	4,377	\$ 10,859.61	DAILY AVERAGE	4,774	\$ 11,987.34	4,578	\$ 11,484.17
Rate Change				Rate Change				
Traffic (toll)		6.28%		Traffic (toll)		4.28%		
Autos		6.72%		Autos		4.21%		
Trucks		1.36%		Trucks		5.07%		
Revenue				Revenue				
Autos		4.86%		Autos		4.38%		
Trucks		7.24%		Trucks		4.76%		
		2.50%				4.00%		

DELAWARE RIVER JOINT TOLL BRIDGE COMMISSION

I78 TOLL BRIDGE

COMPARATIVE STATEMENT OF TOLL TRAFFIC AND REVENUE

AUGUST 2023

JANUARY 1, 2022 AUGUST 31, 2022 243 DAYS		JANUARY 1, 2023 AUGUST 31, 2023 243 DAYS		VEHICLE CLASS	MONTH OF AUGUST 2023 31 DAYS		MONTH OF AUGUST 2022 31 DAYS	
NUMBER OF VEHICLES	TOTAL REVENUE	NUMBER OF VEHICLES	TOTAL REVENUE		NUMBER OF VEHICLES	TOTAL REVENUE	NUMBER OF VEHICLES	TOTAL REVENUE
5,199,175	\$ 8,592,099.25	5,173,487	\$ 8,360,925.25	Passenger	743,558	\$ 1,201,076.75	772,155	\$ 1,277,114.50
	(123,191.20)		(123,277.16)	Discounts *		(13,297.31)		(13,529.68)
5,199,175	\$ 8,468,908.05	5,173,487	\$ 8,237,648.09	TOTAL PASSENGER	743,558	\$ 1,187,779.44	772,155	\$ 1,263,584.82
252,251	2,313,129.00	217,560	1,995,512.00	2-Axle Trucks	33,016	302,849.50	35,174	322,590.00
112,748	1,541,389.50	110,459	1,509,556.50	3-Axle Trucks	13,613	186,072.00	15,363	210,009.00
148,020	2,697,610.00	158,997	2,895,942.00	4-Axle Trucks	19,099	348,878.00	20,926	381,570.00
1,757,669	39,980,477.50	1,617,848	36,814,080.00	5-Axle Trucks	216,334	4,923,232.50	229,904	5,231,375.00
42,474	1,151,934.00	37,491	1,017,216.00	6-Axle Trucks	6,187	168,027.00	5,421	146,937.00
954	33,554.00	778	26,422.00	7-Axle Trucks	102	3,426.50	118	4,110.50
2,314,116	\$ 47,718,094.00	2,143,133	\$ 44,258,728.50	TOTAL TRUCKS	288,351	\$ 5,932,485.50	306,906	\$ 6,296,591.50
7,513,291	\$ 56,187,002.05	7,316,620	\$ 52,496,376.59	TOTAL TOLL VEHICLES	1,031,909	\$ 7,120,264.94	1,079,061	\$ 7,560,176.32
30,919	\$ 231,222.23	30,110	\$ 216,034.47	DAILY AVERAGE	33,287	\$ 229,685.97	34,808	\$ 243,876.66
Rate Change					Rate Change			
Traffic (toll)		-2.62%			Traffic (toll)		-4.37%	
Autos		-0.49%			Autos		-3.70%	
Trucks		-7.39%			Trucks		-6.05%	
Revenue		-6.57%			Revenue		-5.82%	
Autos		-2.73%			Autos		-6.00%	
Trucks		-7.25%			Trucks		-5.78%	

DELAWARE RIVER JOINT TOLL BRIDGE COMMISSION
 EASTON - PHILLIPSBURG TOLL BRIDGE
 COMPARATIVE STATEMENT OF TOLL TRAFFIC AND REVENUE

AUGUST 2023

JANUARY 1, 2022 AUGUST 31, 2022 243 DAYS		JANUARY 1, 2023 AUGUST 31, 2023 243 DAYS		VEHICLE CLASS	MONTH OF AUGUST 2023 31 DAYS		MONTH OF AUGUST 2022 31 DAYS	
NUMBER OF VEHICLES	TOTAL REVENUE	NUMBER OF VEHICLES	TOTAL REVENUE		NUMBER OF VEHICLES	TOTAL REVENUE	NUMBER OF VEHICLES	TOTAL REVENUE
3,270,096	\$ 5,037,848.25 (87,214.45)	3,346,762	\$ 5,054,930.75 (93,699.30)	Passenger Discounts *	445,469	\$ 675,075.75 (11,675.70)	460,414	\$ 712,406.50 (10,922.87)
3,270,096	\$ 4,950,633.80	3,346,762	\$ 4,961,231.45	TOTAL PASSENGER	445,469	\$ 663,400.05	460,414	\$ 701,483.63
88,986	814,508.00	93,763	856,823.00	2-Axle Trucks	12,299	112,889.00	12,587	115,135.00
25,840	352,872.00	20,408	277,939.50	3-Axle Trucks	3,129	42,855.00	3,994	54,493.50
28,394	518,494.00	21,787	398,248.00	4-Axle Trucks	3,180	58,276.00	4,351	79,436.00
102,246	2,333,650.00	102,255	2,329,260.00	5-Axle Trucks	14,815	338,307.50	14,781	337,080.00
675	18,399.00	1,146	31,092.00	6-Axle Trucks	199	5,418.00	88	2,406.00
162	5,122.00	101	3,225.00	7-Axle Trucks	22	703.50	27	867.00
246,303	\$ 4,043,045.00	239,460	\$ 3,896,587.50	TOTAL TRUCKS	33,644	\$ 558,449.00	35,828	\$ 589,417.50
3,516,399	\$ 8,993,678.80	3,586,222	\$ 8,857,818.95	TOTAL TOLL VEHICLES	479,113	\$ 1,221,849.05	496,242	\$ 1,290,901.13
14,471	\$ 37,011.02	14,758	\$ 36,451.93	DAILY AVERAGE	15,455	\$ 39,414.49	16,008	\$ 41,641.97
Rate Change					Rate Change			
Traffic (toll)		1.99%			Traffic (toll)		-3.45%	
Autos		2.34%			Autos		-3.25%	
Trucks		-2.78%			Trucks		-6.10%	
Revenue					Revenue			
Autos		-1.51%			Autos		-5.35%	
Trucks		-3.62%			Trucks		-5.25%	

DELAWARE RIVER JOINT TOLL BRIDGE COMMISSION
 PORTLAND - COLUMBIA TOLL BRIDGE
 COMPARATIVE STATEMENT OF TOLL TRAFFIC AND REVENUE

AUGUST 2023

JANUARY 1, 2022 AUGUST 31, 2022 243 DAYS		JANUARY 1, 2023 AUGUST 31, 2023 243 DAYS		MONTH OF AUGUST 2023 31 DAYS		MONTH OF AUGUST 2022 31 DAYS		
NUMBER OF VEHICLES	TOTAL REVENUE	NUMBER OF VEHICLES	TOTAL REVENUE	VEHICLE CLASS	NUMBER OF VEHICLES	TOTAL REVENUE	NUMBER OF VEHICLES	TOTAL REVENUE
723,535	\$ 1,151,378.25 (39,405.70)	834,410	\$ 1,306,639.75 (34,505.31)	Passenger Discounts *	112,519	\$ 176,390.75 (3,168.03)	105,758	\$ 167,191.50 (4,400.90)
723,535	\$ 1,111,972.55	834,410	\$ 1,272,134.44	TOTAL PASSENGER	112,519	\$ 173,222.72	105,758	\$ 162,790.60
19,864	181,296.00	17,299	158,904.00	2-Axle Trucks	2,782	25,517.00	2,737	24,967.00
7,998	109,884.00	8,160	112,366.50	3-Axle Trucks	1,321	18,325.50	1,331	18,261.00
29,088	528,828.00	34,093	622,916.00	4-Axle Trucks	5,624	102,816.00	4,313	78,576.00
29,862	678,337.50	31,461	714,027.50	5-Axle Trucks	4,478	101,610.00	4,545	103,192.50
268	7,332.00	207	5,631.00	6-Axle Trucks	24	651.00	35	963.00
10	318.50	14	444.50	7-Axle Trucks	2	63.00		
87,090	\$ 1,505,996.00	91,234	\$ 1,614,289.50	TOTAL TRUCKS	14,231	\$ 248,982.50	12,961	\$ 225,959.50
810,625	\$ 2,617,968.55	925,644	\$ 2,886,423.94	TOTAL TOLL VEHICLES	126,750	\$ 422,205.22	118,719	\$ 388,750.10
3,336	\$ 10,773.53	3,809	\$ 11,878.29	DAILY AVERAGE	4,089	\$ 13,619.52	3,830	\$ 12,540.33
Rate Change					Rate Change			
Traffic (toll)		14.19%			Traffic (toll)		6.76%	
Autos		15.32%			Autos		6.39%	
Trucks		4.76%			Trucks		9.80%	
Revenue		10.25%			Revenue		8.61%	
Autos		14.40%			Autos		6.41%	
Trucks		7.19%			Trucks		10.19%	

DELAWARE RIVER JOINT TOLL BRIDGE COMMISSION
 DELAWARE WATER GAP TOLL BRIDGE
 COMPARATIVE STATEMENT OF TOLL TRAFFIC AND REVENUE

AUGUST 2023

JANUARY 1, 2022 AUGUST 31, 2022 243 DAYS		JANUARY 1, 2023 AUGUST 31, 2023 243 DAYS		VEHICLE CLASS	MONTH OF AUGUST 2023 31 DAYS		MONTH OF AUGUST 2022 31 DAYS	
NUMBER OF VEHICLES	TOTAL REVENUE	NUMBER OF VEHICLES	TOTAL REVENUE		NUMBER OF VEHICLES	TOTAL REVENUE	NUMBER OF VEHICLES	TOTAL REVENUE
5,106,206	\$ 8,350,246.25	5,438,942	\$ 8,852,833.75	Passenger	809,658	\$ 1,318,910.50	764,876	\$ 1,247,751.75
-	(125,974.24)		(132,203.88)	Discounts *	-	(14,566.37)	-	(14,467.89)
5,106,206	\$ 8,224,272.01	5,438,942	\$ 8,720,629.87	TOTAL PASSENGER	809,658	\$ 1,304,344.13	764,876	\$ 1,233,283.86
176,809	1,621,782.00	170,292	1,564,992.00	2-Axle Trucks	25,970	239,061.00	25,047	229,943.00
56,595	773,125.50	57,965	792,457.50	3-Axle Trucks	7,660	104,704.50	7,887	107,577.00
61,982	1,131,312.00	64,921	1,188,612.00	4-Axle Trucks	6,361	116,302.00	8,476	154,698.00
759,773	17,280,372.50	761,784	17,346,345.00	5-Axle Trucks	104,883	2,389,797.50	101,760	2,315,010.00
20,477	554,862.00	18,530	502,884.00	6-Axle Trucks	2,640	71,667.00	2,663	72,147.00
559	19,904.00	692	24,607.00	7-Axle Trucks	99	3,613.50	69	2,521.00
1,076,195	\$ 21,381,358.00	1,074,184	\$ 21,419,897.50	TOTAL TRUCKS	147,613	\$ 2,925,145.50	145,902	\$ 2,881,896.00
6,182,401	\$ 29,605,630.01	6,513,126	\$ 30,140,527.37	TOTAL TOLL VEHICLES	957,271	\$ 4,229,489.63	910,778	\$ 4,115,179.86
25,442	\$ 121,833.87	26,803	\$ 124,035.09	DAILY AVERAGE	30,880	\$ 136,435.15	29,380	\$ 132,747.74
Rate Change					Rate Change			
Traffic (toll)		5.35%			Traffic (toll)		5.10%	
Autos		6.52%			Autos		5.85%	
Trucks		-0.19%			Trucks		1.17%	
Revenue					Revenue			
Autos		1.81%			Autos		2.78%	
Trucks		6.04%			Trucks		5.76%	
		0.18%					1.50%	

DELAWARE RIVER JOINT TOLL BRIDGE COMMISSION
MILFORD - MONTAGUE TOLL BRIDGE
COMPARATIVE STATEMENT OF TOLL TRAFFIC AND REVENUE

AUGUST 2023

JANUARY 1, 2022 AUGUST 31, 2022 243 DAYS		JANUARY 1, 2023 AUGUST 31, 2023 243 DAYS		VEHICLE CLASS	MONTH OF AUGUST 2023 31 DAYS		MONTH OF AUGUST 2022 31 DAYS	
NUMBER OF VEHICLES	TOTAL REVENUE	NUMBER OF VEHICLES	TOTAL REVENUE		NUMBER OF VEHICLES	TOTAL REVENUE	NUMBER OF VEHICLES	TOTAL REVENUE
748,038	\$ 1,191,049.00	790,428	\$ 1,249,957.25	Passenger	119,058	\$ 187,294.50	118,298	\$ 188,076.50
	(40,650.01)		(34,878.48)	Discounts *		(4,354.03)		(4,453.84)
748,038	\$ 1,150,398.99	790,428	\$ 1,215,078.77	TOTAL PASSENGER	119,058	\$ 182,940.47	118,298	\$ 183,622.66
20,195	186,453.50	16,964	156,142.00	2-Axle Trucks	2,931	26,926.00	3,171	29,262.00
2,539	35,050.50	2,581	35,646.00	3-Axle Trucks	477	6,567.00	434	5,943.00
2,173	39,958.00	1,899	35,106.00	4-Axle Trucks	365	6,754.00	352	6,510.00
5,941	135,930.00	5,118	116,682.50	5-Axle Trucks	678	15,507.50	784	17,857.50
50	1,374.00	157	4,266.00	6-Axle Trucks	28	762.00	7	195.00
2	63.00	3	98.00	7-Axle Trucks	1	31.50		
30,900	\$ 398,829.00	26,722	\$ 347,940.50	TOTAL TRUCKS	4,480	\$ 56,548.00	4,748	\$ 59,767.50
778,938	\$ 1,549,227.99	817,150	\$ 1,563,019.27	TOTAL TOLL VEHICLES	123,538	\$ 239,488.47	123,046	\$ 243,390.16
3,206	\$ 6,375.42	3,363	\$ 6,432.18	DAILY AVERAGE	3,985	\$ 7,725.43	3,969	\$ 7,851.30
Rate Change					Rate Change			
Traffic (toll)		4.91%			Traffic (toll)		0.40%	
Autos		5.67%			Autos		0.64%	
Trucks		-13.52%			Trucks		-5.64%	
Revenue		0.89%			Revenue		-1.60%	
Autos		5.62%			Autos		-0.37%	
Trucks		-12.76%			Trucks		-5.39%	



Delaware River Joint Toll Bridge Commission
Toll Supported Bridge - Westbound Traffic Counts
August 2023

Bridge	Westbound Volume					
	August 2023	August 2022	% Change	YTD 2023	YTD 2022	% Change
Lower Trenton	496,672	460,904	7.8%	3,657,107	3,433,628	6.5%
Calhoun Street ¹	304,486	320,337	-4.9%	2,283,618	2,564,184	-10.9%
Washington Crossing ²	146,269	142,009	3.0%	1,087,175	968,616	12.2%
New Hope-Lambertville ⁹	219,112	246,665	-11.2%	1,798,030	1,774,834	1.3%
Centre Bridge-Stockton ³	71,999	64,552	11.5%	551,388	511,833	7.7%
Uhlerstown-Frenchtown ⁴	96,549	93,737	3.0%	676,755	742,878	-8.9%
Upper Black Eddy-Milford ⁵	58,714	55,063	6.6%	439,235	437,476	0.4%
Riegelsville ⁶	56,389	55,129	2.3%	415,149	417,423	-0.5%
Northampton Street ⁷	384,895	316,923	21.4%	2,833,959	2,729,928	3.8%
Riverton-Belvidere ⁸	82,724	81,199	1.9%	608,457	636,253	-4.4%
Total	1,917,810	1,836,518	4.4%	14,350,872	14,217,053	0.9%

NOTES:

1. Traffic Counter recalibrated June 14 & 15, 2023. Traffic Counter was reconfigured on 7/14. We will monitor counts for the next few months.
2. Traffic Counter was reconfigured on 8/10, 8/11, and 8/15. After 8/15. Traffic counts post 8/15 unreliable so data extrapolated for entire month. August 2022 data increased by 3% used. Sensor to be recalibrated and/or relocated.
3. Upper York Road (SR 263) west of Centre Bridge was closed from Tropical Storm Ida in September 2021 through December 12,
4. Traffic Counter replaced on 8/17. Traffic counts post 8/15 unreliable so data extrapolated for entire month. August 2022 data increased
5. New Traffic Counter installed on 8/29. Data Extrapolated 8/29.
6. New Traffic Counter installed on 8/29 and reconfigured on 8/30. Data for 8/29 & 8/30 was extrapolated.
7. Long-term lane closures were lifted on TS-590A Northampton Street TSB Rehabilitation on June 15, 2023. The higher than average traffic is due to do traffic returning to the bridge after removal of long-term lane closures. New Traffic Counter installed on 8/17. Data extrapolated for 8/17.
8. Part of Riverton Road in Upper Mount Bethel Township was closed from March 3, 2022, through December 12, 2022, due to the threat of an unstable hillside. New Traffic Counter was installed on 8/30 & reconfigure 8/31. Data for 8/30 & 8/31 was extrapolated.
9. CB-S TSB - Bridge Street in NJ closed by NJDOT for repairs. Traffic diverted to NH-L TB & NH-L TSB.



Delaware River Joint Toll Bridge Commission Toll-Supported Bridge Traffic Counts August 2023

Bridge	Eastbound				Westbound				Total Volume	
	August 2023		August 2022		August 2023		August 2022		August 2023	August 2022
	Volume	% of Total	Volume	% of Total	Volume	% of Total	Volume	% of Total		
Lower Trenton	89,962	15.3%	84,816	15.5%	496,672	84.7%	460,904	84.5%	586,634	545,720
Calhoun Street ¹	74,520	19.7%	154,366	32.5%	304,486	80.3%	320,337	67.5%	379,006	474,703
Washington Crossing ²	95,272	39.4%	92,497	39.4%	146,269	60.6%	142,009	60.6%	241,541	234,506
New Hope-Lambertville ⁹	162,345	42.6%	161,130	39.5%	219,112	57.4%	246,665	60.5%	381,457	407,795
Centre Bridge-Stockton ³	57,402	44.4%	51,732	44.5%	71,999	55.6%	64,552	55.5%	129,401	116,284
Uhlerstown-Frenchtown ⁴	47,195	32.8%	45,820	32.8%	96,549	67.2%	93,737	67.2%	143,744	139,557
Upper Black Eddy-Milford ⁵	55,143	48.4%	54,302	49.7%	58,714	51.6%	55,063	50.3%	113,857	109,365
Riegelsville ⁶	46,425	45.2%	44,813	44.8%	56,389	54.8%	55,129	55.2%	102,814	99,942
Northampton Street ⁷	146,919	27.6%	117,159	27.0%	384,895	72.4%	316,923	73.0%	531,814	434,082
Riverton-Belvidere ⁸	56,730	40.7%	48,796	37.5%	82,724	59.3%	81,199	62.5%	139,453	129,995
Total	831,911	30.3%	855,431	31.8%	1,917,810	69.7%	1,836,518	68.2%	2,749,720	2,691,949

NOTES:

1. Traffic Counter recalibrated June 14 & 15, 2023. Traffic Counter was reconfigured on 7/14. We will monitor counts for the next few months.
2. Traffic Counter was reconfigured on 8/10, 8/11, and 8/15. After 8/15. Traffic counts post 8/15 unreliable so data extrapolated for entire month. August 2022 data increased by 3% used. Sensor to be recalibrated and/or relocated.
3. Upper York Road (SR 263) west of Centre Bridge was closed from Tropical Storm Ida in September 2021 through December 12, 2022. Data Extrapolated for 8/28 through 8/31 due to a NJDOT closure on the two-lane single-span bridge over the Delaware & Raritan Feeder Canal.
4. Traffic Counter replaced on 8/17. Traffic counts post 8/15 unreliable so data extrapolated for entire month. August 2022 data increased by 3% used. Sensor to be recalibrated.
5. New Traffic Counter installed on 8/29. Data Extrapolated 8/29.
6. New Traffic Counter installed on 8/29 and reconfigured on 8/30. Data for 8/29 & 8/30 was extrapolated.
7. Long-term lane closures were lifted on TS-590A Northampton Street TSB Rehabilitation on June 15, 2023. The higher than average traffic is due to do traffic returning to the bridge after removal of long-term lane closures. New Traffic Counter installed on 8/17. Data extrapolated for 8/17.
8. Part of Riverton Road in Upper Mount Bethel Township was closed from March 3, 2022, through December 12, 2022, due to the threat of an unstable hillside. New Traffic Counter was installed on 8/30 & reconfigure 8/31. Data for 8/30 & 8/31 was extrapolated.
9. CB-S TSB - Bridge Street in NJ closed by NJDOT for repairs. Traffic diverted to NH-L TB & NH-L TSB.



Delaware River Joint Toll Bridge Commission
Toll Supported Bridge - Two Way Traffic Counts
 August 2023

Bridge	Total Volume					
	August 2023	August 2022	% Change	YTD 2023	YTD 2022	% Change
Lower Trenton	586,634	545,720	7.5%	4,318,957	4,076,133	6.0%
Calhoun Street ¹	379,006	474,703	-20.2%	3,525,468	3,853,980	-8.5%
Washington Crossing ²	241,541	234,506	3.0%	1,793,385	1,696,955	5.7%
New Hope-Lambertville ⁹	381,457	407,795	-6.5%	3,023,929	2,959,861	2.2%
Centre Bridge-Stockton ³	129,401	116,284	11.3%	1,014,810	933,035	8.8%
Uhlerstown-Frenchtown ⁴	143,744	139,557	3.0%	1,010,018	1,090,598	-7.4%
Upper Black Eddy-Milford ⁵	113,857	109,365	4.1%	849,548	834,809	1.8%
Riegelsville ⁶	102,814	99,942	2.9%	762,477	766,613	-0.5%
Northampton Street ⁷	531,814	434,082	22.5%	4,002,000	3,535,476	13.2%
Riverton-Belvidere ⁸	139,453	129,995	7.3%	1,027,872	1,035,062	-0.7%
Total	2,749,720	2,691,949	2.1%	21,328,463	20,782,522	2.6%

NOTES:

- Traffic Counter recalibrated June 14 & 15, 2023. Traffic Counter was reconfigured on 7/14. We will monitor counts for the next few months.
- Traffic Counter was reconfigured on 8/10, 8/11, and 8/15. After 8/15. Traffic counts post 8/15 unreliable so data extrapolated for entire month. August 2022 data increased by 3% used. Sensor to be recalibrated and/or relocated.
- Upper York Road (SR 263) west of Centre Bridge was closed from Tropical Storm Ida in September 2021 through December 12, 2022. Data Extrapolated for 8/28 through 8/31 due to a NJDOT closure on the two-lane single-span bridge over the Delaware & Raritan Feeder Canal.
- Traffic Counter replaced on 8/17. Traffic counts post 8/15 unreliable so data extrapolated for entire month. August 2022 data increased by 3% used. Sensor to be recalibrated.
- New Traffic Counter installed on 8/29. Data Extrapolated 8/29.
- New Traffic Counter installed on 8/29 and reconfigured on 8/30. Data for 8/29 & 8/30 was extrapolated.
- Long-term lane closures were lifted on TS-590A Northampton Street TSB Rehabilitation on June 15, 2023. The higher than average traffic is due to do traffic returning to the bridge after removal of long-term lane closures. New Traffic Counter installed on 8/17. Data extrapolated for 8/17.
- Part of Riverton Road in Upper Mount Bethel Township was closed from March 3, 2022, through December 12, 2022, due to the threat of an unstable hillside. New Traffic Counter was installed on 8/30 & reconfigure 8/31. Data for 8/30 & 8/31 was extrapolated.
- CB-S TSB - Bridge Street in NJ closed by NJDOT for repairs. Traffic diverted to NH-L TB & NH-L TSB.



Delaware River Joint Toll Bridge Commission Toll Bridge - Two Way Traffic Counts August 2023

Bridge	Total Volume (all classes)					
	August 2023	August 2022	% Change	YTD 2023	YTD 2022	% Change
Trenton-Morrisville	1,716,873	1,695,587	1.3%	13,148,184	12,897,221	1.9%
Scudder Falls ¹	1,412,070	1,291,487	9.3%	10,421,218	9,464,984	10.1%
New Hope - Lambertville ⁵	356,831	353,862	0.8%	2,670,390	2,500,464	6.8%
Interstate 78	2,168,979	2,185,258	-0.7%	15,442,867	15,372,900	0.5%
Easton - Phillipsburg	1,102,502	1,109,569	-0.6%	8,331,663	8,489,086	-1.9%
Portland - Columbia ^{2,3}	260,744	245,495	6.2%	1,947,713	1,719,392	13.3%
Delaware Water Gap ³	1,920,008	1,794,766	7.0%	12,905,467	12,159,401	6.1%
Milford - Montague ⁴	256,432	256,325	0.0%	1,703,097	1,699,118	0.2%
Total	9,194,439	8,932,349	2.9%	66,570,599	64,302,566	3.5%

NOTES:

1. Construction began in June 2017 under contract T-688A for the Scudder Falls Replacement Bridge. In July 2019, SFB became a Toll Bridge. SFB Project reached substantial completion on December 17, 2021. The last lane closure was performed on May 5, 2023.

2. Part of Riverton Road in Upper Mount Bethel Township was closed from March 3, 2022, through December 12, 2022, due to the threat of an unstable hillside. Traffic Counter sensor was replaced between June 14, 2023 and June 15, 2023. We are monitoring the data and will reconfigure if necessary. On July 16, 2023, part of Route 46 was closed due to a landslide. It reopened on Sunday July 30, 2023.

3. On 12/6/22, a portion of Route 611 North of Portland was closed indefinitely after a rockfall occurred in Delaware Water Gap Borough. Traffic Counter sensor was replaced between June 14, 2023 and June 15, 2023. We are monitoring the data and will reconfigure if necessary.

4. Construction for Contract No. T/TS-734A-006 M-M Approach and Bridge Repaving had temporary lane closures restricting traffic to one lane alternating traffic, work on hiatus until warmer weather. Traffic Restrictions for the Winter were lifted on February 8, 2023. On May 8, 2023 work resumed and a Temporary Traffic Signal was in place until May 19, 2023. The last lane closure was performed on July 5, 2023.

5. CB-S TSB - Bridge Street in NJ closed by NJDOT for repairs. Traffic diverted to NH-L TB & NH-L TSB.

DELAWARE RIVER JOINT TOLL BRIDGE COMMISSION

Meeting of September 18th, 2023

STATISTICAL SUMMARY OF EXPENDITURES

There follow reports entitled “**Budget vs Actual**” covering the month of August 2023 and the eight months year-to-date (“YTD”) operations of fiscal year 2023 relative to Toll Bridges, Toll Supported Bridges and Administration Departments.

Total operating expense plus encumbrance totaled \$6,636,886 for the month of August. For the 2023 fiscal period, total expense plus encumbrances amounted to \$52,649,842 which represents 88.3% of 2023 year-to-date operating budget.

There were no unusual expenses during the month.

Delaware River Joint Toll Bridge Commission
Budget vs Actual
For the Eight Months Ending August 31, 2023

TOTAL COMMISSION

	Annual Budget 2023	YTD Budget 2023	Expended For The Month	Expended Year To Date	Encumbered	Remaining Annual Budget
Regular Employee Salaries	\$25,510,490	16,798,997	\$1,836,854	\$15,949,679	\$0	\$9,560,811
Part-Time Employee Wages	890,266	622,998	78,901	582,655	0	307,611
Overtime Wages	746,575	567,075	31,627	458,995	0	287,580
Pension Contributions	8,986,566	5,872,189	621,370	5,144,283	0	3,842,282
FICA Contributions	2,224,470	1,453,990	156,153	1,360,624	0	863,847
Regular Employee Healthcare Benefits	13,748,017	9,127,398	1,221,504	7,830,996	0	5,917,020
Life Insurance Benefits	300,904	201,486	22,073	175,284	0	125,620
Unemployment Compensation Benefits	44,100	33,075	167	30,389	0	13,711
Utility Expense	1,064,278	772,075	59,844	479,927	70,837	513,514
Office Expense	321,573	239,167	12,842	146,912	24,753	149,908
Telecommunication Expense	1,569,711	1,097,788	90,737	886,985	24,158	658,568
Information Technology Expense	1,082,944	818,172	71,975	581,063	56,750	445,131
Professional Development/Meetings	493,492	348,675	18,550	192,736	37,920	262,836
Vehicle Maintenance Expense and Fuel	625,469	544,926	47,848	273,223	161,969	190,277
Operations Maintenance Expense	2,755,028	1,951,032	129,263	663,599	620,765	1,470,664
ESS Operating Maintenance Expense	1,500,000	1,050,000	101,540	760,163	123,608	616,230
Commission Expense	19,448	12,965	604	6,980	0	12,468
Toll Collection Expense	124,444	103,604	6,613	52,781	5,382	66,280
Uniform Expense	226,014	156,811	24,205	109,967	26,119	89,928
Business Insurance	5,432,486	3,471,090	460,226	3,360,333	0	2,072,153
Licenses & Inspections Expense	15,185	10,212	776	8,237	0	6,948
Advertising	67,396	51,110	500	10,339	0	57,058
Professional Services	1,991,312	1,369,546	232,746	848,928	61,776	1,080,608
State Police Bridge Security	7,341,624	5,010,555	596,841	4,621,946	0	2,719,677
EZP Equip/Traffic Counter Maint	1,464,000	985,996	95,349	770,298	4,412	689,290
General Contingency	408,000	272,001	0	0	0	408,000
EZPass Operating Expense	9,890,866	6,702,771	839,338	6,124,068	0	3,766,798
Total	\$88,844,659	\$59,645,705	\$6,758,446	\$51,431,392	\$1,218,450	\$36,194,817

Delaware River Joint Toll Bridge Commission
Budget vs Actual
For the Eight Months Ending August 31, 2023

ADMINISTRATION*

	Annual Budget 2023	YTD Budget 2023	Expended For The Month	Expended Year To Date	Encumbered	Remaining Annual Budget
OPERATING EXPENSE						
Regular Employee Salaries	\$4,758,688	3,111,731	\$335,275	\$3,113,187	\$0	\$1,645,501
Part-Time Employee Wages	66,848	66,848	5,850	34,082	0	32,765
Overtime Wages	4,931	3,463	1,054	13,357	0	(8,425)
Pension Contributions	1,572,716	1,028,324	109,450	904,191	0	668,524
FICA Contributions	365,225	238,803	25,638	239,330	0	125,895
Regular Employee Healthcare Benefits	1,726,282	1,136,921	196,457	992,604	0	733,679
Life Insurance Benefits	53,459	35,639	3,760	31,625	0	21,834
Unemployment Compensation Benefits	44,100	33,075	167	30,389	0	13,711
Utility Expense	140,500	82,834	8,866	68,539	0	71,961
Office Expense	217,020	161,504	10,435	110,615	18,458	87,947
Telecommunication Expense	149,539	97,223	8,613	69,531	0	80,008
Information Technology Expense	1,071,500	809,994	71,975	580,003	56,750	434,747
Professional Development/Meetings	128,841	102,135	1,535	55,053	0	73,788
Vehicle Maintenance Expense and Fuel	59,834	56,300	8,064	32,301	3,511	24,022
Operations Maintenance Expense	218,850	76,464	30,327	93,493	23,899	101,457
Commission Expense	19,448	12,965	604	6,980	0	12,468
Uniform Expense	6,000	3,818	4,500	4,750	960	290
Business Insurance	500,136	182,857	24,186	191,481	0	308,654
Advertising	67,396	51,110	500	10,339	0	57,058
Professional Services	1,306,312	912,875	82,218	695,428	0	610,884
General Contingency	408,000	272,001	0	0	0	408,000
OPERATING EXPENSE SUBTOTAL	\$12,885,625	\$8,476,884	\$929,473	\$7,277,280	\$103,579	\$5,504,766
ADM OPS AIIOCATION						
TES Allocation			14,243	107,228		
ADM OPS AIIOCATION SUBTOTAL			\$14,243	\$107,228		
TOTAL EXPENSES			\$943,716	\$7,384,508		

* Includes Executive, Human Resources, Accounting, EZPass, Purchasing, Information Technology, Community Affairs and Contract/Compliance.

Delaware River Joint Toll Bridge Commission
Budget vs Actual
For the Eight Months Ending August 31, 2023

ADMINISTRATION - OPERATIONS*

	Annual Budget 2023	YTD Budget 2023	Expended For The Month	Expended Year To Date	Encumbered	Remaining Annual Budget
OPERATING EXPENSE						
Regular Employee Salaries	\$3,789,246	2,462,587	\$285,414	\$2,348,584	\$0	\$1,440,662
Overtime Wages	35,100	25,698	2,527	28,938	0	6,162
Pension Contributions	1,593,233	1,041,828	107,143	887,365	0	705,868
FICA Contributions	390,023	255,016	30,534	250,941	0	139,083
Regular Employee Healthcare Benefits	1,881,385	1,254,870	156,740	1,056,530	0	824,856
Life Insurance Benefits	54,156	36,104	4,463	32,889	0	21,267
Utility Expense	119,000	79,333	0	0	0	119,000
Office Expense	58,193	41,351	1,235	22,862	1,627	33,704
Telecommunication Expense	160,553	107,035	17,951	62,346	13,275	84,932
Professional Development/Meetings	333,891	227,663	17,015	134,469	37,920	161,502
Vehicle Maintenance Expense and Fuel	28,155	18,770	0	22	2,655	25,478
Operations Maintenance Expense	358,750	345,833	0	0	320,000	38,750
ESS Operating Maintenance Expense	1,500,000	1,050,000	101,540	760,163	123,608	616,230
Toll Collection Expense	265	176	0	0	0	265
Uniform Expense	38,008	25,338	681	13,559	5,436	19,013
Business Insurance	63,967	42,645	4,725	37,799	0	26,168
Licenses & Inspections Expense	300	200	0	0	0	300
Professional Services	685,000	456,672	150,529	153,499	61,776	469,724
OPERATING EXPENSE SUBTOTAL	\$11,089,226	\$7,471,121	\$880,498	\$5,789,966	\$566,297	\$4,732,962
ADM OPS AIIOCATION						
TES Allocation			(107,705)	(810,828)		
Toll Operation Allocation			(64,316)	(531,580)		
Bridge Maint Allocation			(61,837)	(470,800)		
Maint/Toll Allocation			(20,974)	(172,628)		
PSBS Allocation			(389,773)	(2,893,202)		
ADM OPS AIIOCATION SUBTOTAL			(\$644,604)	(\$4,879,038)		
TOTAL EXPENSES			\$235,894	\$910,928		

* Includes Engineering, Training & Employee Safety, Maintenance/Toll Operation, Southern Region Maintenance Center, Public Safety and Bridge Security.

Delaware River Joint Toll Bridge Commission
Budget vs Actual
For the Eight Months Ending August 31, 2023

SOUTHERN REGION TOLL BRIDGE

	Annual Budget 2023	YTD Budget 2023	Expended For The Month	Expended Year To Date	Encumbered	Remaining Annual Budget
OPERATING EXPENSE						
Regular Employee Salaries	\$4,202,731	2,837,231	\$289,662	\$2,602,360	\$0	\$1,600,372
Part-Time Employee Wages	202,144	143,743	19,731	132,026	0	70,118
Overtime Wages	188,132	141,164	11,204	166,492	0	21,640
Pension Contributions	1,463,933	966,798	90,488	749,305	0	714,628
FICA Contributions	365,838	242,124	24,334	220,692	0	145,145
Regular Employee Healthcare Benefits	2,423,480	1,621,457	205,632	1,385,647	0	1,037,832
Life Insurance Benefits	48,652	32,782	3,569	28,803	0	19,849
Utility Expense	265,705	202,616	17,070	136,851	27,052	101,801
Office Expense	20,964	15,419	360	5,176	1,899	13,889
Telecommunication Expense	195,935	149,336	4,070	113,569	0	82,366
Information Technology Expense	2,679	1,734	0	0	0	2,679
Professional Development/Meetings	6,993	3,591	0	458	0	6,535
Vehicle Maintenance Expense and Fuel	201,009	175,840	11,310	82,079	50,495	68,435
Operations Maintenance Expense	450,632	347,080	66,757	203,017	41,452	206,163
Toll Collection Expense	34,283	29,023	1,823	13,630	1,374	19,279
Uniform Expense	75,504	54,521	14,539	32,700	12,398	30,406
Business Insurance	1,820,312	1,213,541	182,842	1,188,600	0	631,712
Licenses & Inspections Expense	3,722	3,446	95	1,193	0	2,529
State Police Bridge Security	2,183,077	1,489,658	176,605	1,367,634	0	815,443
EZP Equipment/Traffic Counter Maint	510,685	343,988	31,868	270,900	735	239,050
EZPass Operating Expense	4,777,752	3,225,929	420,496	3,003,948	0	1,773,804
OPERATING EXPENSE SUBTOTAL	\$19,444,160	\$13,241,019	\$1,572,457	\$11,705,079	\$135,405	\$7,603,675
ADM OPS AIIOCATION						
TES Allocation			19,012	143,126		
Toll Operation Allocation			19,295	159,474		
Bridge Maint Allocation			15,459	117,700		
Maint/Toll Allocation			4,614	37,978		
PSBS Allocation			104,684	769,451		
ADM OPS AIIOCATION SUBTOTAL			\$163,064	\$1,227,729		
TOTAL EXPENSES			\$1,735,521	\$12,932,808		

Delaware River Joint Toll Bridge Commission
Budget vs Actual
For the Eight Months Ending August 31, 2023

CENTRAL REGION TOLL BRIDGE

	Annual Budget 2023	YTD Budget 2023	Expended For The Month	Expended Year To Date	Encumbered	Remaining Annual Budget
OPERATING EXPENSE						
Regular Employee Salaries	\$4,117,225	2,744,139	\$291,545	\$2,467,464	\$0	\$1,649,761
Part-Time Employee Wages	228,520	152,346	15,368	134,149	0	94,371
Overtime Wages	107,135	78,641	934	28,841	0	78,294
Pension Contributions	1,403,901	917,942	105,617	874,933	0	528,968
FICA Contributions	359,474	235,037	23,366	199,966	0	159,507
Regular Employee Healthcare Benefits	2,455,367	1,637,971	212,450	1,398,726	0	1,056,641
Life Insurance Benefits	47,176	32,508	3,220	26,826	0	20,349
Utility Expense	290,784	222,440	19,260	136,045	34,938	119,801
Office Expense	11,038	9,050	246	3,434	983	6,621
Telecommunication Expense	447,737	333,562	27,099	272,941	10,883	163,914
Information Technology Expense	4,503	3,574	0	958	0	3,545
Professional Development/Meetings	11,198	6,552	0	2,722	0	8,476
Vehicle Maintenance Expense and Fuel	168,258	144,401	20,979	83,074	58,385	26,798
Operations Maintenance Expense	1,180,543	738,169	6,616	172,637	137,700	870,206
Toll Collection Expense	44,809	37,615	3,424	22,052	2,596	20,160
Uniform Expense	32,703	22,535	277	14,563	0	18,140
Business Insurance	1,182,568	788,378	96,190	752,072	0	430,495
Licenses & Inspections Expense	5,547	2,741	546	4,073	0	1,474
State Police Bridge Security	2,050,179	1,399,206	167,056	1,293,683	0	756,496
EZP Equipment/Traffic Counter Maint	431,520	290,561	21,320	234,639	490	196,390
EZPass Operating Expense	3,049,727	2,073,769	249,819	1,861,002	0	1,188,725
OPERATING EXPENSE SUBTOTAL	\$17,629,909	\$11,871,138	\$1,265,330	\$9,984,799	\$245,975	\$7,399,135
ADM OPS AIIOCATION						
TES Allocation			24,387	183,593		
Toll Operation Allocation			25,726	212,632		
Bridge Maint Allocation			18,551	141,240		
Maint/Toll Allocation			6,712	55,241		
PSBS Allocation			68,491	502,794		
ADM OPS AIIOCATION SUBTOTAL			\$143,867	\$1,095,500		
TOTAL EXPENSES			\$1,409,197	\$11,080,299		

Delaware River Joint Toll Bridge Commission
Budget vs Actual
For the Eight Months Ending August 31, 2023

NORTHERN REGION TOLL BRIDGE

	Annual Budget 2023	YTD Budget 2023	Expended For The Month	Expended Year To Date	Encumbered	Remaining Annual Budget
OPERATING EXPENSE						
Regular Employee Salaries	\$3,944,700	2,634,305	\$284,480	\$2,483,043	\$0	\$1,461,657
Part-Time Employee Wages	392,659	259,997	37,952	282,399	0	110,261
Overtime Wages	225,823	178,134	5,233	77,106	0	148,717
Pension Contributions	1,441,308	942,401	107,198	888,678	0	552,630
FICA Contributions	371,013	242,586	24,863	215,727	0	155,286
Regular Employee Healthcare Benefits	2,455,368	1,641,811	211,922	1,398,602	0	1,056,765
Life Insurance Benefits	47,609	31,739	3,196	24,923	0	22,686
Utility Expense	159,369	120,079	9,777	102,737	8,847	47,784
Office Expense	10,773	9,453	447	4,705	1,786	4,282
Telecommunication Expense	341,520	227,680	17,342	206,378	0	135,141
Information Technology Expense	4,262	2,870	0	102	0	4,160
Professional Development/Meetings	7,297	5,220	0	36	0	7,261
Vehicle Maintenance Expense and Fuel	153,037	139,002	7,495	74,831	46,922	31,284
Operations Maintenance Expense	397,856	332,375	23,890	168,899	89,116	139,842
Toll Collection Expense	45,088	36,790	1,365	17,100	1,412	26,577
Uniform Expense	36,870	25,289	2,243	22,338	1,066	13,466
Business Insurance	1,147,622	765,081	93,531	732,060	0	415,562
Licenses & Inspections Expense	3,420	2,429	135	2,060	0	1,360
State Police Bridge Security	1,332,050	909,404	108,506	840,270	0	491,780
EZP Equipment/Traffic Counter Maint	510,685	343,875	42,161	260,589	735	249,360
EZPass Operating Expense	2,063,387	1,403,073	169,023	1,259,118	0	804,269
OPERATING EXPENSE SUBTOTAL	\$15,091,715	\$10,253,595	\$1,150,759	\$9,061,700	\$149,885	\$5,880,131
ADM OPS AIIOCATION						
TES Allocation			24,709	186,017		
Toll Operation Allocation			19,295	159,474		
Bridge Maint Allocation			14,841	112,992		
Maint/Toll Allocation			5,034	41,431		
PSBS Allocation			102,737	754,191		
ADM OPS AIIOCATION SUBTOTAL			\$166,615	\$1,254,105		
TOTAL EXPENSES			\$1,317,374	\$10,315,805		

Delaware River Joint Toll Bridge Commission
Budget vs Actual
For the Eight Months Ending August 31, 2023

SOUTHERN DIVISION TOLL SUPPORTED BRIDGES

	Annual Budget 2023	YTD Budget 2023	Expended For The Month	Expended Year To Date	Encumbered	Remaining Annual Budget
OPERATING EXPENSE						
Regular Employee Salaries	\$2,226,871	1,416,772	\$164,024	\$1,434,420	\$0	\$792,451
Part-Time Employee Wages	96	64	0	0	0	96
Overtime Wages	108,779	83,580	7,180	94,632	0	14,147
Pension Contributions	710,317	453,786	48,583	402,459	0	307,858
FICA Contributions	177,579	113,501	12,989	116,258	0	61,320
Regular Employee Healthcare Benefits	1,339,291	864,863	114,886	764,981	0	574,310
Life Insurance Benefits	23,659	15,373	1,823	14,646	0	9,013
Utility Expense	47,957	37,511	1,675	19,001	0	28,956
Office Expense	2,350	1,567	120	120	0	2,230
Telecommunication Expense	72,646	48,430	5,006	44,557	0	28,088
Professional Development/Meetings	3,025	2,017	0	0	0	3,025
Vehicle Maintenance Expense and Fuel	7,984	5,818	0	341	0	7,643
Operations Maintenance Expense	79,698	60,127	3,332	24,948	4,065	50,685
Uniform Expense	20,285	14,132	1,660	11,162	4,772	4,351
Business Insurance	431,484	287,656	35,305	275,166	0	156,318
Licenses & Inspections Expense	570	505	0	720	0	(150)
State Police Bridge Security	1,154,220	787,757	94,181	729,343	0	424,877
EZP Equipment/Traffic Counter Maint	5,555	3,761	0	2,085	1,226	2,245
OPERATING EXPENSE SUBTOTAL	\$6,412,367	\$4,197,220	\$490,764	\$3,934,839	\$10,062	\$2,467,465
ADM OPS AIIOCATION						
TES Allocation			12,683	95,479		
Bridge Maint Allocation			6,184	47,080		
Maint/Toll Allocation			2,307	18,989		
PSBS Allocation			60,612	460,453		
ADM OPS AIIOCATION SUBTOTAL			\$81,786	\$622,001		
TOTAL EXPENSES			\$572,550	\$4,556,840		

Delaware River Joint Toll Bridge Commission
Budget vs Actual
For the Eight Months Ending August 31, 2023

NORTHERN DIVISION TOLL SUPPORTED BRIDGES

	Annual Budget 2023	YTD Budget 2023	Expended For The Month	Expended Year To Date	Encumbered	Remaining Annual Budget
OPERATING EXPENSE						
Regular Employee Salaries	\$2,471,029	1,592,233	\$186,454	\$1,500,622	\$0	\$970,407
Part-Time Employee Wages	0	0	0	0	0	0
Overtime Wages	76,675	56,396	3,495	49,629	0	27,046
Pension Contributions	801,159	521,110	52,891	437,353	0	363,806
FICA Contributions	195,319	126,922	14,429	117,709	0	77,610
Regular Employee Healthcare Benefits	1,466,843	969,506	123,417	833,906	0	632,937
Life Insurance Benefits	26,193	17,340	2,041	15,570	0	10,623
Utility Expense	40,963	27,261	3,196	16,753	0	24,209
Office Expense	1,235	823	0	0	0	1,235
Telecommunication Expense	201,782	134,522	10,655	117,663	0	84,120
Professional Development/Meetings	2,247	1,498	0	0	0	2,247
Vehicle Maintenance Expense and Fuel	7,191	4,794	0	575	0	6,616
Operations Maintenance Expense	68,699	50,984	(1,658)	606	4,533	63,561
Uniform Expense	16,644	11,177	305	10,895	1,488	4,262
Business Insurance	286,398	190,932	23,447	183,155	0	103,242
Licenses & Inspections Expense	1,625	890	0	191	0	1,434
State Police Bridge Security	622,098	424,531	50,493	391,017	0	231,081
EZP Equipment/Traffic Counter Maint	5,556	3,810	0	2,085	1,226	2,245
OPERATING EXPENSE SUBTOTAL	\$6,291,657	\$4,134,728	\$469,164	\$3,677,728	\$7,246	\$2,606,682
ADM OPS AIIOCATION						
TES Allocation			12,670	95,386		
Bridge Maint Allocation			6,802	51,788		
Maint/Toll Allocation			2,307	18,989		
PSBS Allocation			53,249	406,313		
ADM OPS AIIOCATION SUBTOTAL			\$75,028	\$572,476		
TOTAL EXPENSES			\$544,192	\$4,250,204		

DELAWARE RIVER JOINT TOLL BRIDGE COMMISSION SYSTEM
STATEMENT OF REVENUE AND EXPENSES FOR THE EIGHT MONTHS ENDED AUGUST 31, 2023

	Southern Toll Bridges	Central Toll Bridges	Northern Toll Bridges	Toll Bridges Subtotal	Southern Region TSB	Northern Region TSB	TSB Subtotal	Administration Operation	Administration Administrative	ADM Subtotal	TOTAL 2023	TOTAL 2022
TOLL REVENUE												
Net Toll Revenue	28,377,474	59,110,671	33,174,641	120,662,785	-	-	-	-	-	-	120,662,785	123,926,463
EZPass Fee	415,368	940,804	473,701	1,829,873	-	-	-	-	-	-	1,829,873	1,456,393
Net Violation Fee Income	2,220,821	2,133,296	1,654,503	6,008,620	-	-	-	-	-	-	6,008,620	5,477,022
REVENUE FROM TOLL	\$ 31,013,662	\$ 62,184,771	\$ 35,302,845	\$ 128,501,278	\$ -	\$ -	\$ -	\$ -	\$ -	\$ -	\$ 128,501,278	\$ 130,859,878
OPERATING EXPENSE												
Regular Employee Salaries	2,602,360	2,467,464	2,483,043	7,552,867	1,434,420	1,500,622	2,935,041	2,348,584	3,113,187	5,461,771	15,949,679	15,309,246
Part-Time Employee Wages	132,026	134,149	282,399	548,573	-	-	-	-	34,082	34,082	582,655	307,069
Summer Employee Wages	-	-	-	-	-	-	-	-	-	-	-	-
Overtime Wages	166,492	28,841	77,106	272,439	94,632	49,629	144,261	28,938	13,357	42,295	458,995	398,012
Pension Contributions	749,305	874,933	888,678	2,512,916	402,459	437,353	839,812	887,365	904,191	1,791,556	5,144,283	4,920,301
FICA Contributions	220,692	199,966	215,727	636,386	116,258	117,709	233,967	250,941	239,330	490,271	1,360,624	1,283,218
Regular Employee Healthcare Benefits	1,385,647	1,398,726	1,398,602	4,182,976	764,981	833,906	1,598,887	1,056,530	992,604	2,049,134	7,830,996	7,159,910
Life Insurance Benefits	28,803	26,826	24,923	80,553	14,646	15,570	30,217	32,889	31,625	64,514	175,284	150,969
Unemployment Compensation Benefits	-	-	-	-	-	-	-	-	30,389	30,389	30,389	20,035
Utility Expense	136,851	136,045	102,737	375,633	19,001	16,753	35,754	-	68,539	68,539	479,927	537,862
Office Expense	5,176	3,434	4,705	13,315	120	-	120	22,862	110,615	133,477	146,912	113,018
Telecommunication Expense	113,569	272,941	206,378	592,889	44,557	117,663	162,220	62,346	69,531	131,877	886,985	897,362
Information Technology Expense	-	958	102	1,060	-	-	-	-	580,003	580,003	581,063	441,097
Professional Development/Meetings	458	2,722	36	3,215	-	-	-	134,469	55,053	189,522	192,736	99,335
Vehicle Maintenance Expense and Fuel	82,079	83,074	74,831	239,984	341	575	917	22	32,301	32,323	273,223	355,763
Operations Maintenance Expense	203,017	172,637	168,899	544,552	24,948	606	25,553	-	93,493	93,493	663,599	855,583
ESS Operating Maintenance Expense	-	-	-	-	-	-	-	760,163	-	760,163	760,163	796,701
Commission Expense	-	-	-	-	-	-	-	-	6,980	6,980	6,980	6,567
Toll Collection Expense	13,630	22,052	17,100	52,781	-	-	-	-	-	-	52,781	49,383
Uniform Expense	32,700	14,563	22,338	69,601	11,162	10,895	22,057	13,559	4,750	18,309	109,967	64,871
Business Insurance	1,188,600	752,072	732,060	2,672,732	275,166	183,155	458,321	37,799	191,481	229,280	3,360,333	2,705,767
Licenses & Inspections Expense	1,193	4,073	2,060	7,326	720	191	911	-	-	-	8,237	4,820
Advertising	-	-	-	-	-	-	-	-	10,339	10,339	6,885	6,885
Professional Services	-	-	-	-	-	-	-	153,499	695,428	848,928	848,928	799,689
State Police Bridge Security	1,367,634	1,293,683	840,270	3,501,586	729,343	391,017	1,120,360	-	-	-	4,621,946	4,480,579
EZP Equip/Traffic Counter Maint	270,900	234,639	260,589	766,128	2,085	2,085	4,170	-	-	-	770,298	777,943
General Contingency	-	-	-	-	-	-	-	-	-	-	-	31,517
EZPass Operating Expense	3,003,948	1,861,002	1,259,118	6,124,068	-	-	-	-	-	-	6,124,068	5,885,047
TOTAL OP., MAINT., & ADM	\$ 11,705,079	\$ 9,984,799	\$ 9,061,700	\$ 30,751,579	\$ 3,934,839	\$ 3,677,728	\$ 7,612,567	\$ 5,789,966	\$ 7,277,280	\$ 13,067,246	\$ 51,431,392	\$ 48,458,548
ADM OPS ALLOCATION												
TES Allocation	143,126	183,593	186,017	512,735	95,479	95,386	190,865	(810,828)	107,228	(703,601)	-	-
Toll Ops Allocation	159,474	212,632	159,474	531,580	-	-	-	(531,580)	-	(531,580)	-	-
Bridge Maint Allocation	117,700	141,240	112,992	371,932	47,080	51,788	98,868	(470,800)	-	(470,800)	-	-
Maint/Toll Allocation	37,978	55,241	41,431	134,650	18,989	18,989	37,978	(172,628)	-	(172,628)	-	-
PSBS Allocation	769,451	502,794	754,191	2,026,436	460,453	406,313	866,766	(2,893,202)	-	(2,893,202)	-	-
TOTAL ADM OPS ALLOCATION	\$ 1,227,729	\$ 1,095,500	\$ 1,254,105	\$ 3,577,334	\$ 622,001	\$ 572,476	\$ 1,194,477	\$(4,879,038)	\$ 107,228	\$(4,771,811)	\$ -	\$ -
OTHER OPERATING INC/EXP												
Other Operating Income	-	-	-	-	-	-	-	-	320,567	320,567	320,567	310,332
TOTAL OTHER OP INC	\$ -	\$ -	\$ -	\$ -	\$ -	\$ -	\$ -	\$ -	\$ 320,567	\$ 320,567	\$ 320,567	\$ 310,332
NET OPERATING INC	\$ 18,080,854	\$ 51,104,472	\$ 24,987,041	\$ 94,172,366	\$(4,556,840)	\$(4,250,204)	\$(8,807,045)	\$(910,928)	\$(7,063,941)	\$(7,974,868)	\$ 77,390,453	\$ 82,711,662
NON-OPERATING REV/EXP												
Interest Revenue & Unrealized Gain/Loss											8,310,019	(3,655,625)
Other Non-Operating Revenue											-	-
Interest Expense											(17,586,513)	(18,254,177)
Depreciation Expense											(12,112,673)	(12,831,213)
TOTAL NON-OPS REV/EXP											\$(21,389,167)	\$(34,741,015)
CHANGE IN NET ASSETS											\$ 56,001,286	\$ 47,970,647

DELAWARE RIVER JOINT TOLL BRIDGE COMMISSION

Meeting of September 18, 2023

ADMINISTRATION

The following Pages reflect the reports on those items assigned to the Administration Department. Each item is reported separately and page numbered accordingly.

DELAWARE RIVER JOINT TOLL BRIDGE COMMISSION

Meeting of September 18, 2023

PURCHASING REPORT INDEX

MONTHS OF JULY/AUGUST 2023

SUBJECT	DESCRIPTION	PAGE NUMBER
Purchasing	Monthly Purchasing Report Covering the Months of July and August 2023	1-7

DELAWARE RIVER JOINT TOLL BRIDGE COMMISSION

Meeting of September 18, 2023

MONTHLY PURCHASING REPORT

Month of July and August 2023

This report itemizes all orders for purchases made for the month of July and August 2023, showing the divisions chargeable for the expense and the source of authority for issuance of the Purchase Order. This authority is broken into three categories:

- (1) By authority of the Commission
- (2) By authority of the Executive Director or his designate
- (3) By authority of the Director

The purchasing activities for the month of July and August 2023, culminated in the preparation and placement of 115 purchase orders in the total amount of \$1,545,488.39. For six (6) of these purchases, 17 price inquiries were sent out for an average of (2.83) inquiries per Order ($17/6 = 2.83$).

Significant procurements are shown below:

- One (1) Purchase Order was issued, in the total amount of \$1,061,702.50 for the NHL TSB rehab sidewalk decking project;
- One (1) Purchase Order was issued, in the total amount of \$151,137.47 for the Munis SAAS annual renewal;
- One (1) Purchase Order was issued, in the total amount of \$42,116.46 for JOMA Blades for winter equipment at multiple locations;
- One (1) Purchase Order was issued, in the total amount of \$25,754.40 for the Litmos Learning platform system;
- A Purchase Order was issued, in the total amount of \$23,738.78 for maintenance uniforms for the southern region.

In addition to the practices employed incidental to purchase of materials, etc., from vendors on a direct basis, the Commission also purchases via direct utilization of the purchasing processes of the State of New Jersey, the Commonwealth of Pennsylvania and other joint purchasing arrangements.

**DELAWARE RIVER JOINT TOLL BRIDGE COMMISSION
REPORT OF PURCHASING ACTIVITIES**

July 2023

PO Number	Vendor Name	General Description	Req Dept	Contract/Resolution/ Comment	** BY AUTHORITY OF **	
					Commission	Director of Purchasing
20230505	BERGEYS TRUCK TIRES	BERGEYS- PATROL VAN TIRES I-78	I78	PA 4400025716		634.20
20230506	GRAINGER	BATTERY CHARGER- GRAINGER- EP	EP	NJ M-0002		401.26
20230507	NJ DEPARTMENT OF TREASURY	STORMWATER DISCHARGE FEE 2023	MULTI			2,450.00
20230508	OFFICE BASICS	PAPER AND PLASTIC PRODUCTS, DI	TM	COSTARS 4		1,791.01
20230509	REED & PERRINE SALES INC.	FERTILIZERS AND SOIL CONDITION	EP			3,300.60
20230510	ASPHALT CARE EQUIPMENT & SUPPLIES	ASPHALT CRACK SEALER	TM			2,075.85
20230511	ACS SERVICES LLC	HVAC EMERGENCY REPAIR	I78			1,191.40
20230512	GEORGE ALLEN WASTEWATER	SEPTIC TANK PUMPING	NHL			350.00
20230513	STARR UNIFORM	TAILORING (PATCHES ON SHIRTS)	DWG	COSTARS 12		230.13
20230514	KENCOR, LLC	ESS: I78 ELEVATOR- EMERGENCY P	ESS			2,563.97
20230515	CENTRAL JERSEY EQUIPMENT LLC	REPLACE JOHN DEERE 6330 LEFT W	I78			370.07
20230516	SCHNEIDER ELECTRIC BUILDING AMERICAS, INC.	ESS WORKSTATION -I78	ESS	ENG 4032		9,250.00
20230517	KARL'S GLASS LLC	WINDOW AND SCREEN REPAIR	MULTI			401.00
20230518	GRAINGER	SAFETY EQUIPMENT - PATROL VEHI	PSBS	NJ M-0002		2,436.12
20230519	CRYSTAL SPRINGS	BOTTLED WATER SERVICE TM/NHL	TM	PA 4400015787		136.40
20230520	STAPLES	8.5 X 11 COPY PAPER	AB SF	SW-012320-SCC		1,779.60
20230521	PAUL B MOYER & SONS	EXMARK-ZERO TURN REPAIRS-PAUL	SFT			252.11
20230522	PAUL B MOYER & SONS	EXMARK ZERO TURN REPAIRS-PAUL	SFT			1,099.74
20230523	TYLER TECHNOLOGIES	MUNIS SAAS ANNL RENEWAL	IT			151,137.47
20230524	TYLER TECHNOLOGIES	TYLER ANNUAL SUPPORT CONTRACT	IT			19,070.60
20230525	NAZARETH FORD	2020 FORD INTERCEPTOR BP-5 VEH	I78			423.70

**DELAWARE RIVER JOINT TOLL BRIDGE COMMISSION
REPORT OF PURCHASING ACTIVITIES**

July 2023

PO Number	Vendor Name	General Description	Req Dept	Contract/Resolution/ Comment	** BY AUTHORITY OF **	
					Commission	Director of Purchasing
20230526	TP TRAILERS CAPITAL RESERVE	BELMONT TRAILER- MM (V&E# 2022	MM	COSTARS 25	8,900.07	
20230527	KELLEY BROS, LLC	ESS SECURITY HARDWARE-SCUDDER	ESS	COSTARS 8		625.00
20230528	LITMOS US, L.P.	LITMOS LEARNING PLATFORM SYST	TES			25,754.40
20230529	STARR UNIFORM	CLOTHING: SST (FOR TES)	TES	COSTARS 12		1,010.31
20230530	MONTAGE ENTERPRISES	LAWN MAINTENANCE EQUIPMENT AND	I78			258.24
20230531	ALLSTATE SEPTIC SYSTEMS	SEPTIC PUMPING SERVICE	I78			285.00
20230532	BERGEY'S TIRE	TIRES FOR ALL 2018 INTERCEPTOR	I78	PA 4400025718		877.56
20230533	KENCOR, LLC	ELEVATOR PM/EMERGENT SVCS	NHL			483.29
20230534	JTECHUSA	PINTLE HITCH COUPLER-SIGN BRD-	EP	COSTARS 24		265.60
20230535	PMG SM PA LLC	HIGHWAY REPAIR MATERIALS	EP	COSTARS 29		1,742.00
20230536	ASPLUNDH TREE EXPERT, LLC	TREE REMOVEL (80WB)	DWG			9,000.00
20230537	NAZARETH FORD	2019-FORD EP PATROL VEHICLE AL	I78			299.99
20230538	ACS SERVICES LLC	CHILLED WATER PIPING VENTING-A	AB SF			18,866.00
20230539	RK INDUSTRIES GROUP	MAINTENANCE CLOTHING (TSHIRTS)	TM			4,340.00
20230540	SKILL PATH/NST SEMINARS	EDUCATION AND TRAINING	TES			222.00
20230541	GRAINGER	SAFETY EQUIPMENT - PATROL VEHI	MULTI	NJ M-0002		1,865.85
20230542	PMG SM PA LLC	HIGHWAY REPAIR MATERIALS	TM	COSTARS 29		1,742.00
20230543	STARR UNIFORM	CLOTHING-ESS SUPPORT TECHS	ESS	COSTARS 12		140.52
20230544	KENCOR, LLC	ESS: I78 ELEVATOR- EMERGENCY P	ESS			1,575.86
20230545	COOPER ELECTRIC SUPPLY CO	ESS-PORTABLE GENERATOR-RP TSB	ESS	COSTARS 8		959.99
20230546	GRAINGER	SAFETY EQUIPMENT - TOLL-SUPPOR	PSBS	NJ M-0002		261.60

**DELAWARE RIVER JOINT TOLL BRIDGE COMMISSION
REPORT OF PURCHASING ACTIVITIES**

July 2023

PO Number	Vendor Name	General Description	Req Dept	Contract/Resolution/ Comment	** BY AUTHORITY OF **			
					Commission	Director of Purchasing	Director	
20230547	SUPER HEAT INC	AIR CONDITIONER REPAIR (CONFE	DWG			1,018.53		
20230548	AMERICAN ASPHALT CO INC	ASPHALT	TM	NJ T-1609		1,539.15		
20230549	AMERICAN ASPHALT CO INC	ASPHALT	TM	NJ T-1609		4,271.80		
20230550	AMERICAN ASPHALT CO INC	ASPHALT	TM	NJ T-1609		1,891.00		
20230551	AMERICAN ASPHALT CO INC	ASPHALT	TM	NJ T-1609		2,284.70		
20230552	AMERICAN ASPHALT CO INC	ASPHALT	TM	NJ T-1609		1,838.30		
20230553	AMERICAN ASPHALT CO INC	ASPHALT	TM	NJ T-1609		2,332.75		
20230554	AMERICAN ASPHALT CO INC	ASPHALT	TM	NJ T-1609		3,310.80		
20230555	ACS SERVICES LLC	HVAC SERVICE / EMERGENCY CALL	NHL			11,759.50		
20230556	WINTER EQUIPMENT	JOMA BLADES-MULTIPLE LOCATIONS	MULTI	PA 4600016519		42,116.46		
20230557	STARR UNIFORM	MAINTENANCE CLOTHING TM, NHL	TM	COSTARS 12		23,738.78		
Purchase Order Count: 53					AUTHORITY TOTALS:	\$8,900.07	\$368,022.21	\$0.00
					GRAND TOTAL:	\$376,922.28		

**DELAWARE RIVER JOINT TOLL BRIDGE COMMISSION
REPORT OF PURCHASING ACTIVITIES**

August 2023

PO Number	Vendor Name	General Description	Req Dept	Contract/Resolution/ Comment	** BY AUTHORITY OF **	
					Commission	Director of Purchasing
20230558	BERGEY'S TIRE	TIRES	DWG	PA 4400025716		6,515.96
20230559	BERGEY'S TIRE	TIRES (PATROL TRUCK)	DWG	PA 4400025716		649.92
20230560	CRAFCO INC	ROADSAVER 221 TAR	I78	PA 4400018885		4,855.26
20230561	GRAINGER	FIRE EXTINGUISHER REPLACMNT	DWG	NJM-0002		1,564.75
20230562	STARR UNIFORM	CLOTHING : TOLL COLLECTOR	DWG	COSTARS 12		2,320.92
20230563	KENCOR, LLC	ELEVATOR REPAIR	I78			627.72
20230564	KENCOR, LLC	ELEVATOR REPAIR	I78			2,563.97
20230565	SAWKILL POWER EQUIPMENT	ECHO WEED TRIMMERS	MM			1,079.97
20230566	AIR CENTER, INC	I-78 AIR COMPRESSOR MAINTENANC	I78			2,096.76
20230567	ACS SERVICES LLC	HVAC SERVICE / EMERGENCY CALL	AB SF			5,862.75
20230568	AMAZON CAPITAL SERVICES	COUNTERFEIT DETECTORS	TM	US COMM R-TC-17006		1,374.48
20230569	FERGUSON & MCCANN INC	FUEL TANK REPAIRS (NJDEP COMPL	EP			5,316.00
20230570	NAZARETH FORD	2018 FORD EXPLORER OEM REPAIR	I78			3,864.38
20230571	HILLTOP SALES & SERVICE, INC.	HYDRAULIC CYLINDER KIT REPLACE	PC			453.26
20230572	AMAZON CAPITAL SERVICES	TV for CFO Office	ACCT	US COMM R-TC-17006		684.97
20230573	CRYSTAL SPRINGS	BOTTLED WATER SERVICE TM/NHL	TM	PA 4400015787		167.20
20230574	EQUIPMENT DEPOT	SCISSOR LIFT INSPECTION	DWG			220.35
20230575	MONARCH GLOBAL BRANDS, INC.	WIPING RAGS	TM			680.00
20230576	CONTROLTEK	TOLL COLLECTION SUPPLIES	DWG			1,411.66
20230577	CUMMINS-ALLISON CORPORATION	BANKING MACHINE REPAIR	TM			1,886.50
20230578	OFFICE BASICS	SAFETY WEAR (GLOVES, GLASSES,	PC	COSTARS 5		870.00
20230579	OFFICE BASICS	SAFETY WEAR (GLOVES, GLASSES,	DWG	COSTARS 5		2,001.00

**DELAWARE RIVER JOINT TOLL BRIDGE COMMISSION
REPORT OF PURCHASING ACTIVITIES**

August 2023

PO Number	Vendor Name	General Description	Req Dept	Contract/Resolution/ Comment	** BY AUTHORITY OF **		Director
					Commission	Director of Purchasing	
20230580	OFFICE BASICS	SAFETY WEAR - NITRILE GLOVES	MM	COSTARS 5		826.50	
20230581	STARR UNIFORM	CLOTHING: ESS	ESS	COSTARS 12		2,148.72	
20230582	STARR UNIFORM	CLOTHING: PSBS	PSBS	COSTARS 12		1,568.25	
20230583	CITYWIDE DIRECT	HORTICULTURAL (VINEGAR) 55GAL	DWG			1,999.99	
20230584	ACS SERVICES LLC	HVAC EMERGENCY TB UNIT #4 REPA	I78			1,290.00	
20230585	ACS SERVICES LLC	HVAC SERVICE / EMERGENCY CALL	AB SF			1,452.00	
20230586	CREATIVE COMPOSITES GROUP LLC CAPITAL RESERVE	NH-L TSB Rehab Sidewalk Deckin	ENG	ENG R:46	1,061,702.50		
20230587	CRAFCO INC	ROADWAY REPAIR SUPPLIES	EP	PA 4400018885		3,699.53	
20230588	EMR POWER SYSTEMS LLC	GENERATOR TRANSFER SWITCH REPA	PC	NJ T-2848		432.50	
20230589	CUMMINS-ALLISON CORPORATION	BANKING EQUIPMENT SERVICES	I78			739.70	
20230590	MERCER SPRING & ALIGNMENT CORP	MERCER SPRING CO- REAR SPRINGS	NHL			1,033.50	
20230591	FIRST CHOICE AUTO EQUIPMENT INC.	VEHICLE LIFT INSPECTION	DWG			1,613.00	
20230592	SCHNEIDER ELECTRIC BUILDING AMERICAS, INC.	SCHNEIDER ELECTRIC-BRAY ACTUAT	AB SF			1,375.62	
20230593	BROWN-DAUB CHEVROLET	REPAIR-2019 CHEVY SILVERADO 55	I78			661.10	
20230594	BROWN-DAUB CHEVROLET	REPAIR-2019 CHEVY SILVERADO 55	I78			671.56	
20230595	ACS SERVICES LLC	WATER FLOW SWITCH REPLACEMENT	TM			1,465.00	
20230596	ACS SERVICES LLC	TROUBLESHOOT WATER FLOW SWITCH	TM			650.00	
20230597	SKD TRYON'S INC	ENG EDGE SAFETY LIGHTS UPFIT	ENG			2,655.36	
20230598	MUNICIPAL MAINTENANCE CO., INC	PUMPING STATION PM INSPECTION	I78			1,225.00	
20230599	OFFICE BASICS	GLOVES	TM	COSTARS 5		1,740.00	
20230601	SKILL PATH/NST SEMINARS	EDUCATION AND TRAINING	TES			698.00	

**DELAWARE RIVER JOINT TOLL BRIDGE COMMISSION
REPORT OF PURCHASING ACTIVITIES**

August 2023

PO Number	Vendor Name	General Description	Req Dept	Contract/Resolution/ Comment	** BY AUTHORITY OF **		Director
					Commission	Director of Purchasing	
20230602	ASPLUNDH TREE EXPERT, LLC	TREE REMOVAL AT RP	EP	NJ T-0465		3,100.00	
20230603	AMAZON CAPITAL SERVICES	COUNTERFEIT DETECTORS	I78	US COMM R-TC-17006		1,374.48	
20230604	AMAZON CAPITAL SERVICES	COUNTERFEIT DETECTORS	DWG	US COMM R-TC-17006		1,221.76	
20230605	RESENSYS LLC	RESENSYS-12 MONTH DATA BASE AN	SDTS			4,500.00	
20230607	STARR UNIFORM	HATS	TM	COSTARS 12		2,178.50	
20230608	ID WHOLESALER	ESS BADGE REELS	ESS			609.98	
20230609	BEST LINE EQUIPMENT	BESTLINE- OIL & FUEL FILTERS-	I78	PA 4400019946		302.24	
20230610	CDW-G	ADOBE CLOUD ANNUAL RENEWAL	IT	COSTARS 6		4,251.20	
20230611	CUMMINS-ALLISON CORPORATION	BANKING EQUIPMENT SERVICE	TM			455.00	
20230612	TRI-STATE FENCE & SUPPLY INC	FENCE REPLACEMENT M-M	MM			2,518.00	
20230613	PETROCHOICE	MOTOR OIL: 55 GALLON (DRUM)	DWG	PA 4400024060		1,239.15	
20230614	ACS SERVICES LLC	HVAC SERVICE.	NHL			1,687.50	
20230615	OFFICE BASICS	JANITORIAL SUPPLIES TM	TM	COSTARS 5		930.67	
20230616	STARR UNIFORM	CLOTHING: ESS MONITOR	ESS	COSTARS 12		378.27	
20230617	KARLS AUTO GLASS	TOLL BOOTH SAFETY GLASS REPLAC	I78			368.00	
20230618	ID WHOLESALER	ESS BADGE HOLDERS	ESS			425.94	
20230619	PACE ANALYTICAL SERVICES	BOILER WATER TREATMENT SERVICE	NHL			281.00	
20230620	SS&C TECHNOLOGIES. INC.	FIN/ACCT'G SFTWARE MAINT RNWL	IT			3,750.00	
20230621	HAMBURG PLUMBING SUPPLY	BUILDING PLUMBING PIPES REPLAC	MM			2,278.81	

Purchase Order Count: 62

AUTHORITY TOTALS: \$1,061,702.50 \$106,863.61 \$0.00

GRAND TOTAL: \$1,168,566.11

Delaware River Joint Toll Bridge Commission
Meeting of September 18, 2023

E-ZPASS REPORT
CUSTOMER SERVICE CENTER/VIOLATIONS PROCESSING CENTER (CSC/VPC)
OPERATIONS REPORT FOR THE E-ZPASS SYSTEM
JULY/AUGUST 2023

SUBJECT	DESCRIPTION	PAGE NUMBER
E-ZPass CSC/VPC Operations Report	E-ZPass CSC/VPC Operations Report July/August	1-4

**E-ZPASS REPORT
CUSTOMER SERVICE CENTER/VIOLATIONS PROCESSING CENTER (CSC/VPC)
OPERATIONS REPORT FOR THE E-ZPASS SYSTEM
JULY/AUGUST 2023**

E-ZPass Account and Transponder Information as reported by Conduent State and Local Solutions, Inc. (CSC/VPC Provider)

Total Number of Migrated DRJTBC and NJ CSC E-ZPass Accounts

Migrated Business Accounts	Migrated Private Accounts	Total Number of Migrated Accounts	Total Number of NJ CSC Active Accounts
1,654	77,339	78,993	3,793,027

Total Number of Migrated DRJTBC (029) Transponders and NJ CSC E-ZPass Transponders

Migrated Business Account Transponders	Migrated Private Account Transponders	Total Number of Migrated Transponders	Total Number of NJ CSC Active Transponders
9,228	131,323	140,551	6,345,473

The Commission will be able to identify 78,993 migrated accounts through a prefix account number (60000). This number will precede the 4-digit account assigned to these accounts. The prefix number was provided in order for the Commission to identify all migrated E-ZPass accounts.

Delaware River Joint Toll Bridge Commission
Meeting of September 18, 2023

**E-ZPASS REPORT
CUSTOMER SERVICE CENTER/VIOLATIONS PROCESSING CENTER (CSC/VPC)
OPERATIONS REPORT FOR THE E-ZPASS SYSTEM
JULY/AUGUST 2023**

E-ZPass Department Call Activity	Total Calls for July	Total Calls for August
Account Modification Requests	80	92
Violation Notification Inquires	105	113
SFB Inquiries (commuter discount/toll by plate)	53	63
<i>General Commission Inquiries</i>		
Calls referred to Other Departments (H.R., Eng., ESS)	13	15
<i>Web-Inquiries</i>		
Account Updates	75	87
Violations	72	90
Disputes	180	201
TOTAL NUMBER OF CALLS	578	661

E-ZPass account modification requests and violation inquiries represent an increase in calls for July/August.

SCUDDER FALLS BRIDGE	TOLL-BY-PLATE BILLS AND VIOLATION NOTICES MAILED IN JULY/AUGUST
TOLL BILL A	45,382
TOLL BILL B	21,018
LEVEL 1 VIOLATIONS	20,109
LEVEL 2 VIOLATIONS	19,947

E-ZPASS REPORT
CUSTOMER SERVICE CENTER/VIOLATIONS PROCESSING CENTER (CSC/VPC)
OPERATIONS REPORT FOR THE E-ZPASS SYSTEM
July/August 2023

CSC/VPC Post-Migration Collection Update:

As a result of post-migration collection efforts from May 2014 – August 2023, New Jersey E-ZPass reports \$13,819,034.00 collected in tolls and \$47,983,772.83 collected in fees.

Collection Account Updates:

CRST Lincoln Sales - August Settlement: DRJTBC received payment in the amount of \$43,188.15 for violation transactions from February 2016 through July 2019. The full outstanding toll in the amount of \$14,428.15 was paid. Conduent receives a percentage share of the administrative fee. Therefore, DRJTBC received payment for the fees in the amount of \$19,185.00. Commission counsel filed a civil complaint for the outstanding amount. General Counsel for CRST International, Inc. and Commission counsel representing Florio Perucci Steinhardt & Capelli negotiated payment for the entire outstanding amount.

Transcom - August Settlement: DRJTBC received payment in the amount of \$5,000.00 representing outstanding tolls from April 2014-October 2018. Commission counsel filed a civil complaint for the outstanding amount. Counsel for Transcom and Commission counsel representing Florio Perucci Steinhardt & Capelli negotiated payment.

TMT Trucking: On 12/19/19, DRJTBC was awarded \$40,000.00 during an arbitration hearing. The defendant as well as the Commission has 30 days to appeal the verdict. The Commission nor the defendant has appealed the verdict. The current outstanding amount owed to the Commission in tolls is \$19,584.00 and \$31,290.00 in fees.

Jhonatan Trucking: Arbitration awarded to the Commission in the amount of \$75,015.50 for outstanding tolls and fees.

Sakoutis Transport LLC: Settlement complete. Check has been received and processed for \$13,250.00.

TEV Corporation: Settlement complete. Check has been received in the amount of \$61,883.43.

**E-Z PASS REPORT
CUSTOMER SERVICE CENTER/VIOLATIONS PROCESSING CENTER (CSC/VPC)
OPERATIONS REPORT FOR THE E-ZPASS SYSTEM
JULY/AUGUST 2023**

**IAG, New Jersey Turnpike Authority (NJTA) and Electronic Toll Collection System (ETC)
Meetings and Workshops**

Continue to represent the Commission at the following committees, meetings and workshops:

1. IAG Reciprocity Committee
2. IAG Public Relations & Marketing Committee
3. IAG Legal Committee
4. IAG Rental/Fleet Car Subgroup Committee
5. New Jersey Turnpike Authority Project Status Meetings
6. New Jersey Customer Service Center Requirements Meetings

DELAWARE RIVER JOINT TOLL BRIDGE COMMISSION
Meeting of September 18, 2023

ELECTRONIC TOLL COLLECTION PROGRAM

MONTH OF JULY AND AUGUST 2023

SUBJECT	DESCRIPTION	PAGE NUMBER
ETC PROGRAM	Electronic Toll Collection Program Report	1-2



DELAWARE RIVER JOINT TOLL BRIDGE COMMISSION
Meeting of September 18, 2023

ELECTRONIC TOLL COLLECTION PROGRAM
MONTH OF JULY AND AUGUST 2023

The following items were recently initiated, accomplished or performed during the above noted month:

Activities for the In-Lane Toll System

1. The Commission executed a contract Unforeseen Allowance Reduction for costs associated with the installation, integration and testing of a TransCore Encompass (E6) multiprotocol reader at the Trenton-Morrisville Toll Bridge. This reader will enable Commission toll facilities to read transponders that use TDM (IAG), SeGo or 6C protocols by the end of 2023, an IAG directive. TransCore completed installing equipment in the toll plaza canopy and cabling to the lane antenna is in place. The equipment will remain in place, but not be activated until the testing documents and procedures are finalized.
2. TransCore prepared revisions to the ICD between the toll host and the New Jersey E-ZPass Customer Service Center (CSC) that is required as the NJ CSC prepares for IAG ICD 1.60. Conduent provided a few sample tag status files that TransCore has tested and confirmed that the revised formatting is acceptable. TransCore is preparing the test transactions that will be transmitted to the NJ CSC to confirm that they are following the revised ICD format.
3. TransCore is working with the Commission's pest control company to treat the toll plaza canopies to prevent insects from impacting the tolling equipment.
4. TransCore replaced a communication cable at the Easton-Phillipsburg Toll Bridge. The cable connected a sign controller to an overhead LED sign and was damaged by a rodent.
5. TransCore and Commission staff met to discuss our concerns with the system performance over the past year. TransCore committed to improving quality control and adding additional staff to our contract. Additionally, they are implementing WebTMC which should provide Commission staff with improved access to the tolling system.
6. Commission Staff and TransCore meet monthly to review and discuss system operational and maintenance items. A weekly call also takes place to briefly review system maintenance items for the week.

DELAWARE RIVER JOINT TOLL BRIDGE COMMISSION
Meeting of September 18, 2023

Activities for the E-ZPass Customer Service Center/Violation Processing Center

1. Commission staff and Conduent executed a contract change order to adjust the pay-by-plate process that allows for making toll adjustments for super-load vehicles when crossing the Scudder Falls Toll Bridge in the toll direction. These vehicles often have atypical configurations that do not allow for the correct vehicle classification, requiring intervention by Commission Staff to adjust the toll amount prior to the issuance of a toll-by-plate invoice. The software coding for this function and the internal testing is complete. A test to ensure the functionality is complete is underway.
2. Commission staff are working with Conduent for the implementation of the IAG Interface Control Document (ICD) version 1.60. This will allow Customer Service Centers to receive data and process transactions from other transponder protocols such as SeGo and 6C. TransCore prepared revisions to the ICD between the toll host and the New Jersey E-ZPass Customer Service Center (CSC) that is required as the NJ CSC prepares for IAG ICD 1.60. Conduent provided a few sample tag status files that TransCore has tested and confirmed that the revised formatting is acceptable. TransCore is preparing the test transactions that will be transmitted to the NJ CSC to confirm that they are following the revised ICD format.
3. Commission Staff worked with Conduent to prepare a change order that will provide the processing of toll by plate transactions to support all electronic tolling at all toll bridges.
4. The New Jersey Turnpike Authority (NJTA), as the lead agency, is facilitating all meetings with the other agencies and Conduent to manage the implementation of outstanding system elements for the New Jersey E-ZPass Customer Service Center.

General Electronic Toll Collection Program Activities

1. Mr. Stracciolini participated in the IAG E-ZPass Executive Management Committee meeting and Policy Committee meetings. At the August 2023 IAG EMC Meeting, Mr. Stracciolini was re-elected by the members to serve as Vice Chair to the EMC.
2. Mr. Stracciolini is participating in the Non-toll Business Opportunity Task Force.
3. Mr. Stracciolini is serving on the International Bridge, Tunnel & Turnpike Association's (IBTTA) 2023 Emerging Technologies & Engineering and Construction Task Forces.

DELAWARE RIVER JOINT TOLL BRIDGE COMMISSION

Meeting of September 18, 2023

**OPERATIONS INDEX
FOR
INFORMATION TECHNOLOGY**

SUBJECT	DESCRIPTION	PAGE NUMBER
Information Technology	Status Report Month of July/August 2023	1-2

DELAWARE RIVER JOINT TOLL BRIDGE COMMISSION

Meeting of September 2023

Information Technology Department Report Months of July & August 2023

The following activities under the general heading of Information Technology were recently initiated, accomplished, or performed:

Helpdesk/Deployments:

- Processed 47 work orders for the months of July and August.
- Includes all software support, IT daily tasks, printer and desktop support, Intranet, news and job postings, telephone support, and form design/updates.
- Includes configuration and deployment of desktops, laptops, and cell phones.
- Includes MUNIS, ADP, Maximo, and other Enterprise Software updates and maintenance, and EZ-Pass support.

Projects:

ESS CAD System:

- IT Department continues to support the implementation of the ESS Computer Aided Dispatch system and the new SCC. ESS will begin training on the new Vesta call management system this month.

MUNIS Upgrade:

- We have successfully copied our MUNIS data to the cloud and converted to the latest version. We are now ready to begin testing this new version.

Open IT Position:

- The IT Infrastructure Architect position has been advertised. We will be conducting interviews in the coming days.

IT Budget:

- IT Budget has been completed and submitted.

Security, Upgrades, and Migration Initiative:

- IT Department continues to aggressively secure, upgrade, and migrate all systems to better posture the network against any cybersecurity threats.

Langhorne Southern Maintenance Facility:


- The new Southern Maintenance facility has been connected to The Commission's wide area network.

DELAWARE RIVER JOINT TOLL BRIDGE COMMISSION

Meeting of September 2023

Meetings Attended:

I have begun to serve on the IAG Technical Committee and have attended the following meetings and/or phone conferences:

-  **Every Monday: IAG Tech Committee Call:** General IAG Tech Committee discussion and status. Nothing to report.

DELAWARE RIVER JOINT TOLL BRIDGE COMMISSION

Meeting of September 18, 2023

COMMUNICATIONS

The following Pages reflect the reports on those items assigned to the Communications Department. Each item is reported separately and page numbered accordingly.

DELAWARE RIVER JOINT TOLL BRIDGE COMMISSION
Meeting of September 18, 2023

OPERATIONS INDEX
FOR
COMMUNICATIONS

SUBJECT	DESCRIPTION	PAGE NUMBER
Communications	Status Report Month of July/August 2023	1-5

DELAWARE RIVER JOINT TOLL BRIDGE COMMISSION

Meeting of September 18, 2023

COMMUNICATIONS REPORT

July 2023

- **COMMISSION AWARENESS EFFORTS:**

2022 Annual Report – Completed over a dozen articles for the next annual report. These items included the Northampton Street Bridge Rehabilitation Project, the Northampton Street Bridge's new walkway surface, old Commission movie footage postings; reimbursements of E-ZPass overcharges at the Trenton-Morrisville Toll Bridge, Scudder Falls Bridge project awards, the final year of Scudder Falls Bridge Replacement Project work, Trenton Makes sign appearance in an indie film; Ukrainian flag colors display on Trenton Makes sign, New Hope-Lambertville Bridge history presentation to the Lambertville Historical Society, executive director's message, and traffic recovery. Began the process of vetting and organizing all content. Continued collection of photographs and other graphic content. Revised outline as warranted. Discussed with Alex Styer of Bellevue Communications his ideas on how to include and layout a history of the bridge's commission's bond sales.

New Hope-Lambertville Toll-Supported Bridge Rehabilitation Project – Updated the project webpage to reflect the advancement to final design. Made other necessary updates to the webpage. Community Affairs is compiling the list of comments and questions received as part of open houses and public comment period.

- **MEDIA RELATIONS:**

Hot Topics: DRJTBC among toll entities facing losses due to toll cheats; I-78 in NJ to undergo 6-week-long repair project; more construction, closed lanes near I-78 toll bridge; search for 9-month-old continues near Washington Crossing Bridge; emergency road repairs stalled for month as NPS reviews project (Portland-Columbia, Delaware Water Gap); Maplevale residents take Lower Makefield to task over flooding; inspection work to close a Scudder Falls Toll Bridge PA-bound lane; Washington Crossing 1776 enactment; missing swimmer near Delaware Water Gap (I-80) Toll Bridge; five die in flash flood near Washington Crossing Bridge; Route 46 landslide; Easton man pleads guilty to knifepoint assault (E-P bridge); Middletown, PA gun store burglary (Calhoun Street bridge); Route 611 emergency road repairs stalled; I-80 bridge jumper swam to safety according to PA troopers; Lambertville's greatest residents (NH-L bridge pictured); Trenton on top 10 places to live (Lower Trenton bridge pictured); NJ toll cheats cost \$117 million last year; New Hope fireworks return.

- **WEBSITE:**

Updated public access-Commission meetings page with content, links, and phone number for July 31 Commission meeting. Made various website banner horizontal scroll postings and updates. Post lane closure alert for work taking place at the New Hope-Lambertville (Route 202) Toll Bridge. Posted scroll message for scheduled lane closures in the vicinity of the Trenton-Morrisville Toll Bridge. Removed August meeting date.

DELAWARE RIVER JOINT TOLL BRIDGE COMMISSION
Meeting of September 18, 2023

- **COMMUNITY AFFAIRS:**

(Please refer to Community Affairs report)

Provided possible New Hope-Lambertville shuttle service pickup/dropoff locations to Jodee Inscho. Reviewed various communications and issues related to the New Hope-Lambertville Toll-Supported Bridge Rehabilitation Project.

INTERNAL/EXTERNAL COMMUNICATIONS

- Recorded a total of 15,723 sessions (visits) on the Commission's website – www.drjtbc.org – during July. That's a decrease from the 19,708 sessions recorded in June, but an increase over 15,640 experienced in July 2022.
- One press release was issued in July, an announcement about the start of a six-week-long repair project along the Commission's I-78 roadway segment.
- With assistance from Chip Stracciolini in engineering, responded to an inquiry about the Commission's toll-collections road signage.
- Attended review meeting on the Commission's employee manual.
- Attended planning meeting for New Hope-Lambertville walkway closure shuttle service.
- Responded to National Canal Museum inquiry.
- E-mailed and interview film director Owen Kline regarding the inclusion of the Commission's Trenton Makes The World Takes sign in his movie, Funny Pages. This will be a brief article in the 2022 annual report.
- Conducted bridge research at the Lambertville Public Library; could not find Lambertville Beacon article on discovery of New Hope Delaware Bridge Company notes in a former building at the corner of York and Union streets.
- Reviewed draft Commission meeting legal ad.
- Provided interview for WRNJ radio news reporter Joyce Estey concerning overnight lane closures and repair work along Commission's I-78 roadway segment in New Jersey.
- Made corrections to proclamation issued to Bridge Monitor Justin Vegh in June and secured requisite Commissioner signatures.

DELAWARE RIVER JOINT TOLL BRIDGE COMMISSION
Meeting of September 18, 2023

COMMUNICATIONS REPORT
August 2023

- **COMMISSION AWARENESS EFFORTS:**

2022 Annual Report – Categorized and transmitted all content to Bellevue Communications for design/layout process. Much of this was achieved through Dropbox. A Teams meeting was held with design consultants in late August and the goal is to have a draft product by mid-September. Completed vetting of all articles by applicable Commission staff. Secured addition report images from various sources, including NJDOT, PennDOT, and AECOM engineer Chris Rood. Confirmed type of I-78 sign design used in Commission’s New Jersey jurisdiction. Took traffic photos at Scudder Falls Toll Bridge and obtained addition traffic images from Community Affairs Director Jodee Inscho.

New Hope-Lambertville Toll-Supported Bridge Rehabilitation Project – Completed draft replies to submitted comments and questions that had been gathered into an Excel spreadsheet by Community Affairs Director Jodee Inscho. Consultations with various Commission staff occurred to complete this process. Suggested edits and refinements from executive director, project manager Mike McCandless, assistant chief engineer Steve Burke, and Inscho were incorporated as part of the final vetting process. This document has been added to the project website for public access.

Collateral Closure of Centre Bridge-Stockton Toll-Supported Bridge – Executed a public awareness effort to advise motorists, pedestrians, bicyclists, businesses, and residents of an NJDOT project that blocked access to Centre Bridge-Stockton Bridge in late August. The campaign appears to have been a success since the Commission did not receive any complaints during a four-day detour of vehicular and pedestrian traffic at the bridge. Work included emails to local officials, Facebook posts, two travel advisories to open-source media publications; and signs produced by Community Affairs Director Jodee Inscho. The work also included initial corrective measures in the wake of premature and incorrect variable message boards placed by the NJDOT contractor in NJ and PA. Coordination was undertaken with a variety of NJDOT staffers.

- **MEDIA RELATIONS:**

Hot Topics: Bridge-destroying 1955 river flood recounted by Ewing historical writer; Lower Trenton Bridge pictured in Trenton Farmers Market item, an article on Tahir Johnson, CEO of Simply Pure Trenton, and an opinion item; Trenton’s latest waterfront plans; storm-damaged Lower Makefield thoroughfares reopen; New Hope-Lambertville Bridge pictured in listing of New Jersey summer events; New Hope historical article, Lambertville’s status as a cheap honeymoon destination, New Hope’s status as a fall destination, a guide to New Hope, a closure of a revered New Hope bakery, and upcoming Labor Day weekend events; fireworks display coming at New Hope-Lambertville; sign structure demolition and line striping in Lower Makefield; Mary

DELAWARE RIVER JOINT TOLL BRIDGE COMMISSION
Meeting of September 18, 2023

Yardley canal bridge replacement begins; obituary of William Tinsman, lumberman who hung American flag on the Lumberville-Raven Rock Bridge; I-80 vehicular crash in vicinity of Delaware Water Gap Toll Bridge; flood damage repairs frustrate Lower Makefield residents; flash flood survivor recalls late wife (Washington Crossing); 19th century New Hope mill owner Benjamin Parry gave New Hope its name; Easton-Phillipsburg Bridge pictured on Phillipsburg ice cream parlor's move to Easton; Washington Crossing Bridge pictured for upcoming bluegrass performance; New Hope historical accounts mention stagecoaches, canal boats, trains and trolley; Bucks County Water & Sewer Authority moving for repairs on short-span bridge in New Hope; Taylorsville Road repair project by PennDOT; I-78 near Phillipsburg to be restricted to single lanes overnight; sever traffic warning lifted for I-78 EB; work to block Centre Bridge-Stockton access; S&P issues U.S. Transportation Infrastructure Report Card, saying resilient demand and higher tolls underpin credit strength; overnight single-lane travel on I-78 westbound after exit 3 this week.

• **WEBSITE:**

Updated Commission meetings page to reflect cancellation of tentative August commission meeting; Made various website banner horizontal scroll postings and updates. Posted various lane closure/traffic alerts. Updated the homepage popup window, notably for I-78 severe travel alert and four-day Centre Bridge-Stockton Bridge detour; initiated a long-overdue update of the informational video on the Commission website's homepage and held a Teams planning meeting with staff of website consultants Stokes Creative Group. Drafted revised video text and sent it to the Stokes team.

• **COMMUNITY AFFAIRS:**

(Please refer to Community Affairs report)

Facilitated delivery of additional suicide hotline signs to the Central Region; reviewed and refined, with assistance of assistant chief engineer Steve Burke, a draft response to a resident inquiry about flash flood damage in Lower Makefield's Maple Vale neighborhood; reviewed draft walkway closure signage for the four-day closures of the Centre Bridge-Stockton Bridge walkway and drafted a changed format; reviewed draft NH-L project responses; reviewed Jodee Inscho shuttle service memo;

INTERNAL/EXTERNAL COMMUNICATIONS

- Recorded a total of 17,534 sessions (visits) on the Commission's website – www.drjtbc.org – during August. That's an increase over the 15,723 sessions recorded in July, but a decrease from the 19,308 experienced in August 2022.
- Issued three press releases/travel advisories in August. Topics including, I-78 overnight lane closures in the Commission's New Jersey roadway jurisdiction and Centre Bridge-Stockton Bridge detours due to NJDOT work in Stockton, N.J.
- Alerted Commission staff to non-operating condition of pedestrian blinkers on New Jersey side of the Washington Crossing Bridge.
- Worked with administrative aides to authorize pursuit of copyright reissuance for the Commission's D logo design through trademarks attorney Peter Nussbaum of Chiesa, Shahinian & Giantomasi.

DELAWARE RIVER JOINT TOLL BRIDGE COMMISSION
Meeting of September 18, 2023

- Confirmed continued advisory panel participation for the non-profit GoHunterdon transportation assistance organization.
- Facilitated restricted-use purchase of Riegelsville Bridge image taken by Rose Violet of Riegelsville.
- Arranged cleanup of Commission-installed stormwater pipe near Maple Vale neighborhood; pipe is poised for transfer to PennDOT for future maintenance.
- Responded to Lumberville resident and public safety and bridge security communications concerning flowers and makeshift sign in wake of William Tinsman's passing.
- Forwarded various New Hope-Lambertville bridge communications to Community Affairs.
- Responded to property acquisition request from Morrisville business owner Alan Franklin.
- Forwarded toll invoice matter (Corvasce) to E-ZPass department.
- Drafted proclamation honoring public safety & bridge security personnel who played key roles in the apprehension of an escaped NJ correction department prisoner in the vicinity of the Scudder Falls Toll Bridge.
- Did a final review of the Scudder Falls project video submitted by Stokes Creative Group through the Baker design contract.
- Responded to Rivertowns magazine writer Terri Epstein inquiries concerning William Tinsman, and the promised shuttle service for the New Hope-Lambertville Bridge walkway closure in winter 2024.
- Reviewed Warren County planning department correspondence concerning all-electronic tolling for the Delaware Water Gap (I-80) Toll Bridge.
- Ordered frames for September meeting proclamations.
- Handled inquiry Lambertville resident asking about when Centre Bridge-Stockton Bridge motor vehicle access might be restored on Aug. 31.

DELAWARE RIVER JOINT TOLL BRIDGE COMMISSION

Meeting of September 18, 2023

**OPERATIONS INDEX
FOR
COMMUNITY AFFAIRS**

SUBJECT	DESCRIPTION	PAGE NUMBER
Community Affairs	Status Report Month of July/August 2023	1-2

**Community Affairs Report
July/August 2023**

The following Community Affairs activities took place during July/August 2023:

Northampton Street Toll Supported Bridge Rehabilitation Project

Lighting fixtures are anticipated to be installed in September. Possible re-lighting event in October.

New Hope-Lambertville Toll Supported Bridge Rehabilitation Project

Continued public outreach with distribution of information throughout both towns. Connected with agencies that provide support to Hispanic community, to increase awareness of the project. Compiled comments submitted during the public comment period and shared same with project team.

Gathered input from local businesses and workers for use in determination of pedestrian shuttle schedule. Provided this information and contracts for shuttle service during the 2003 rehabilitation to project team. Meeting scheduled for early September to determine final details for Purchasing Department to process RFP.

Southern Operations and Maintenance Facilities:

Distributed notices to residents in area of Grove and Bank Streets of upcoming closure of Wood Street for deconstruction of former administration building and notified borough officials. Contacted PECO liaison for assistance with damaged equipment in Morrisville and in scheduling final connection at the Langhorne site.

Frenchtown retaining wall reconstruction:

Kept local officials updated on status on project, including installation of a separate electric meter for Borough's use.

Stockton feeder canal bridge repair and reconstruction:

Reached out to New Jersey Department of Transportation officials regarding work on the bridge over the feeder canal on Bridge Street in Stockton, N.J. This single-span bridge is adjacent to the Centre Bridge-Stockton Bridge. Information provided to the Commission last year was that the bridge work would be conducted during overnight hours. Instead, we were provided two-weeks notice that the bulk of work would take place around-the-clock over a four-day period in late August and this would effectively block motorist and pedestrian use of the Centre Bridge-Stockton Bridge. Posted notices at key locations and along the canal path on both sides of the river that the bridge and walkway would be inaccessible during this time.

DELAWARE RIVER JOINT TOLL BRIDGE COMMISSION

Meeting of September 18, 2023

“Trenton Makes” sign lighting

Coordinated requests for light shows with technical assistance from Justin Bowers in the Engineering Department. Shows scheduled for September include: awareness of Polycystic Ovary Syndrome, Prostate cancer, Pulmonary cancer, Lymphoma, childhood cancer and Ovarian cancer. Default color remains blue and yellow in support of Ukraine instead of red until further directed.

Commission newsletter:

Gathered content for spring/summer newsletter.

Various Community Affairs activities

Handled a wide assortment of community affairs tasks during July and August:

- Responded to various customer requests for assistance, including flooding/drainage issues, questions about pedestrian walkways, photo of former Portland-Columbia covered bridge, toll classification of ADA vehicles and emergency vehicles toll waivers
- Assisted Maintenance Department in design and procurement of state-line and other stencils.
- Assisted with various Use-of-Facilities requests
- Assisted the Communications Department with the proofreading various news releases and editing of various images

DELAWARE RIVER JOINT TOLL BRIDGE COMMISSION

Meeting of September 18, 2023

ENGINEERING

The following Pages reflect the reports on those items assigned to the Engineering Department. Each item is reported separately and page numbered accordingly.

DELAWARE RIVER JOINT TOLL BRIDGE COMMISSION
Meeting of September 18, 2023
PROJECT STATUS REPORT

FACILITY	PM/PAM	CONTRACT DESCRIPTION	PAGE NO.
Trenton-Morrisville Toll Bridge/Langhorne	RJZ/KMS	Southern Operations & Maintenance Facilities Improvements <ul style="list-style-type: none"> • Preliminary, Final, & Post Design, C-519A • Construction Management, CM-519A • Construction, T-519A 	1
	WMC/KMS	TMTB Ramp N Over Union Street Fencing Project <ul style="list-style-type: none"> • JOC No. T/TS-735A-012 	3
Scudder Falls Toll Bridge	SJB/KMS	Scudder Falls Bridge Replacement Project <ul style="list-style-type: none"> • Final Design, C-660A • Construction, T-668A 	3
	SJB/KMS	<ul style="list-style-type: none"> • Construction Management, CM-669A 	4
	SJB/KMS	DMC Services for Construction of the SFB Project <ul style="list-style-type: none"> • Oversight of Final Design, TOA No. C-502A-2I 	4
	CAS/KMS	Post-Construction Traffic Study for the SFB Replacement Project <ul style="list-style-type: none"> • TOA No. C-769A-1 	5
	CAS/KMS	Scudder Falls Park and Ride Pedestrian/Bicycle Trail <ul style="list-style-type: none"> • Design, TOA No. C-729A-2 	5
	RLR/SJB/KMS	Scudder Falls Bridge Replacement Project Ancillary Improvements <ul style="list-style-type: none"> • Design, TOA No. C-760A-4 	6
Washington Crossing Toll-Supported Bridge	WMC/KMS	WX TSB Bridge Replacement Scoping Study <ul style="list-style-type: none"> • TOA No. C-750A-7 	6
New Hope-Lambertville Toll Bridge	MEM/KMS	East Abutment Stone Veneer Repairs <ul style="list-style-type: none"> • Design, C-704A-2 	6
	CLR/SJB	NH-L TB Driveway/Parking Lot Repaving <ul style="list-style-type: none"> • Design, TOA No. C-759A-3 • Construction, JOC No. T/TS-735A-009 • Construction Inspection, TOA No. C-760A-3 	7
New Hope-Lambertville Toll-Supported Bridge	MEM/SJB	NH-L TSB Architectural Bridge Lighting Concept Study <ul style="list-style-type: none"> • TOA, No. C-759A-4 	8
	MEM/KMS	NH-L TSB Rehabilitation Design <ul style="list-style-type: none"> • Design, C-694A 	8
Centre Bridge-Stockton Toll-Supported Bridge	HDH/MEM/KMS	CB-S TSB Bearing and Bridge Seat Rehabilitation <ul style="list-style-type: none"> • Design, TOA No. C-769A-2 	9
Lumberville-Raven Rock Toll-Supported Bridge	CLR/SJB/KMS	L-RR TSB Lighting Electrical Service Upgrade Construction, JOC T/TS-735-011	9
Uhlerstown-Frenchtown Toll-Supported Bridge	HDH/MEM/KMS	UF TSB Replacement of NJ Upstream Retaining Wall <ul style="list-style-type: none"> • Design, TOA C-732A-1 • Construction, JOC T/TS 735A-010 • Construction Inspection, C-760A-2 	10

Facilities are listed South to North

The first set of initials indicate the Project Manager and the second set of initial indicate the Program Manager

Project Manager Legend

WMC – M. Cane
HDH – D. Hettema
JRB – J. Bowers
RLR – R. Rash
CLR – C. Rood

Program Manager Legend

KMS – K. Skeels
SJB – S. Burke
MEM – M. McCandless
CAS – C. Stracciolini
RJZ – R. Zakharia

DELAWARE RIVER JOINT TOLL BRIDGE COMMISSION
Meeting of September 18, 2023
PROJECT STATUS REPORT

FACILITY	PM/PAM	CONTRACT DESCRIPTION	PAGE NO.
Interstate-78 Toll Bridge	WMC/SJB	I-78 TB Joint Rehabilitation & Miscellaneous Work <ul style="list-style-type: none"> Design and Construction Inspection, TOA No. C-769A-4 Construction, JOC T/TS-734-008 	12
	CLR/SJB/KMS	I-78 NJ Roadway Rehab and Power & Communication Infrastructure Upgrades <ul style="list-style-type: none"> Design, C-766A 	12
	MEM/SJB/KMS	I-78 TB Storm Water Drainage Washout <ul style="list-style-type: none"> Design, TOA No. C771A-3 Construction, JOC T/TS-787A-001 	13
Northampton Street Toll-Supported Bridge	MEM/KMS	NHST TSB Rehabilitation <ul style="list-style-type: none"> Design, C-590A Construction Management/Construction Inspection, CM-590A Construction, TS-590A 	14
Easton-Phillipsburg Toll Bridge	CLR/SJB	Facility Parking Lot Improvements <ul style="list-style-type: none"> Design, C-732A-5 Construction, JOC T/TS- 734A-004 Construction Inspection, TOA No. C-760A-1 	16
Riverton-Belvidere Toll-Supported Bridge	HDH/MEM	Northwest & Southwest Wingwalls Rehabilitation <ul style="list-style-type: none"> Design, TOA C-751A-1 	16
Milford-Montague Toll Bridge	CLR/SJB	NJ /PA Approach and Main River Bridge Roadway Repaving <ul style="list-style-type: none"> Design, TOA No. C-759A-2 Construction, JOC T/TS-734A-006 Construction Inspection, TOA No. C-751A-3 	17
Multiple Facilities and/or Commission-Wide	SJB/KMS	Capital Program Management Consultant (CPMC) & Design Management Consultant (DMC) Services for the I-95/Scudder Falls Bridge Improvement Project <ul style="list-style-type: none"> CPMC Services 2018 through 2024, C-502A-1M 	18
	MEM/KMS	Bridge Deck Sealing of the TMTB, SFTB and I-78 TB Facilities <ul style="list-style-type: none"> Design, C-759A-5 	19
	WMC/KMS	Bridge Monitor Shelter Enhancements Program Development <ul style="list-style-type: none"> TOA No. C-771A-1 	19
	SJB/SJB	Lower Trenton TSB Truck Warning System (Pilot) & NJ Bridge Monitor Shelter Design <ul style="list-style-type: none"> Design, TOA No. C-771A-2 	20
	WMC/KMS	Electronic Surveillance/ Detection System <ul style="list-style-type: none"> ESS Maintenance Contract, DB-724A ESS Integrator Services RFP Development, Contract C-770A-1 	20
	CAS/KMS	Electronic Toll Collection <ul style="list-style-type: none"> Customer Service Center/Violation Processing Center Project, DB-584A 	21
	CAS/KMS	Electronic Toll Collection System Replacement <ul style="list-style-type: none"> Design, Build, and Maintain, DB-540A 	21
	CAS/KMS	All Electronic Tolling Implementation Plan	22

Facilities are listed South to North

The first set of initials indicate the Project Manager and the second set of initial indicate the Program Manager

Project Manager Legend

WMC – M. Cane
HDH – D. Hettema
JRB – J. Bowers
RLR – R. Rash
CLR – C. Rood

Program Manager Legend

KMS – K. Skeels
SJB – S. Burke
MEM – M. McCandless
CAS – C. Stracciolini
RJZ – R. Zakharia

DELAWARE RIVER JOINT TOLL BRIDGE COMMISSION
Meeting of September 18, 2023
PROJECT STATUS REPORT

FACILITY	PM/PAM	CONTRACT DESCRIPTION	PAGE NO.
		<ul style="list-style-type: none"> • TOA No. C-728A-6 	
	WMC/KMS	Job Ordering Contracting Services <ul style="list-style-type: none"> • Program Manager, C-727A • T/TS-784A, JOC For Bridge, Highway and Civil Work- North Region • T/TS-785A, JOC For Bridge, Highway and Civil Work- South Region • T/TS-786A, JOC Services for Building and Facility Work- North Region • T/TS-787A, JOC Services for Building and Facility Work - South Region 	23
	HDH/MEM/KMS	General Engineering Consultant <ul style="list-style-type: none"> • 2023-2024 Annual Inspections, C-757A 	23
	JRB/KMS	MS4 Stormwater Pollution Prevention Plan (SPPP) Update <ul style="list-style-type: none"> • TOA No. C-729A-1 	24
	CAS/KMS	Traffic Engineering Consultant <ul style="list-style-type: none"> • 2023-2024 Annual Reports, C-761A 	25
	CAS/KMS	Traffic Count Program Upgrade <ul style="list-style-type: none"> • DR-550A 	25

Facilities are listed South to North

The first set of initials indicate the Project Manager and the second set of initial indicate the Program Manager

Project Manager Legend

WMC – M. Cane
 HDH – D. Hettema
 JRB – J. Bowers
 RLR – R. Rash
 CLR – C. Rood

Program Manager Legend

KMS – K. Skeels
 SJB – S. Burke
 MEM – M. McCandless
 CAS – C. Stracciolini
 RJZ – R. Zakharia

DELAWARE RIVER JOINT TOLL BRIDGE COMMISSION

**September 18, 2023
PROJECT STATUS REPORT**

TRENTON- MORRISVILLE TOLL BRIDGE/LANGHORNE

**SOUTHERN OPERATIONS & MAINTENANCE FACILITIES
IMPROVEMENTS**

Preliminary, Final & Post Design
Contract No. C-519A
(RJZ/KMS)

This contract includes Preliminary, Final and Post-Design Services for a program of maintenance and operations facility improvements in the southern Region. At the Trenton Morrisville Toll Bridge, the work includes demolition of the original Administration and Vehicle Storage Buildings, and construction of a new Operations Building, Primary Control Center, Vehicle and Salt Storage Buildings. At the new Langhorne Maintenance Facility, the work includes demolition of ten existing buildings and design of a new regional Vehicle Maintenance Building, Salt Storage Building, fueling station and site improvements. At New Hope Lambertville Toll Bridge, the work includes new fueling dispensers and fuel management system.

In accordance with the Commission's February 26, 2018, Regular Monthly Commission Meeting, this Contract was awarded to Gannett Fleming, Architects Inc. (GF). Accordingly, a Notice of Award and Limited Notice to Proceed was issued to GF effective February 27, 2018.

A Kick-Off Meeting was conducted with GF on March 20, 2018. A Concept Design and Phasing options were submitted and presented to the Commission on October 28, 2019. A multi-phased construction approach was selected, consisting of two advanced, short duration construction contracts followed by a multi-phased, multi-year primary construction contract.

The first advanced bid package was Contract No. T-730A that included a new salt storage building, fueling station and select site improvements at Trenton Morrisville. That project was awarded to Bracy Construction, Inc. at the April 27, 2020, and completed on November 20, 2020, on schedule and under budget. The second construction package was Contract TTS-737A-2 that included environmental remediation, demolition of ten (10) existing building on the Langhorne site and perimeter fencing of the site. Using one of the Commission's standing Job Order Contracts with RCC Builders, this second contract was executed January 22, 2020, and closed on June 15, 2020. GF designed and provided Post Design services through-out construction for both of these advanced, short duration contracts as part of their contracted Final & Post Design Service Agreement.

The third and primary construction bid package included the multi-phase, four (4) year duration contract covering the major portion of demolition and new facility construction at TMTB, NHLTB and LH. Electronic Bids for Contract T-519A were received on April 12, 2021. Construction Contract Award was made to the low bidder, Bracy Construction, at the June 2021 Regular Monthly Meeting.

DELAWARE RIVER JOINT TOLL BRIDGE COMMISSION

September 18, 2023

PROJECT STATUS REPORT

Currently GF is providing Post-Design services for Contract T-519A by attending all Project meetings, responding to requests for information, reviewing submittals, assisting in resolving conflicts in the field and clarifying the contract documents.

Construction Management
Contract No. CM-519A
(RJZ/KMS)

This contract is for Construction Management (CM) Services in connection with the demolition and new construction of the Southern Operations and Maintenance Facilities Improvements Project. Joseph Jingoli & Son, Inc. (JJS) was issued Notice of Award and Limited Notice to Proceed effective January 26, 2021. Constructability Review was provided by the Consultant on the Pre-Final Design Submission, attended its design review meeting on February 24, 2021, and reviewed the Final Design Submission to confirm all comments have been addressed.

JJS is currently conducting bi-weekly progress meetings along with processing Architectural Supplementary Instructions, Contractor's Submittals and Request for Information as part of providing construction management services.

Construction
Contract No. T-519A
(RJZ/KMS)

Contract T-519A is the multi-phase, 4-year primary construction contract for the demolition and new construction of the Southern Operations and Maintenance Facilities Improvements Project. It was awarded to Bracy Construction, Inc. at the Commission Regular Monthly Meeting of June 28, 2021. The Notice to Proceed was made effective July 27, 2021.

At the Trenton Morrisville site, the Demarcation building construction continued into early 2023. The relocation of mission-critical infrastructure and utilities from the old Administration Building to the new Demarcation building then proceeded. Temporary electrical equipment has been sourced and installed as an attempt to overcome global supply chain delays associated with delivery of final electrical system components. Mechanical, Electrical and Telecommunication infrastructure phased cut overs proceeded to support the functions served by our existing Toll Plaza and Maintenance Building from the new Demarcation Building. New diverse telecommunication, electrical and gas services were completed and activated. Tolling system Bridge Host, Lanes Controllers and Daktronic Toll Plaza signs' cut overs were completed on April 21, 2023. Temporary office trailers to house our Toll Operation were delivered to the field and set-up with utilities, security devices and furniture in preparation for Commission use. Commission staff moved out of the old Administration Building on May 22, 2023. Asbestos abatement has been completed. Gutting the building is near completion in advance of building demolition.

At the Langhorne site, the new salt storage building, fueling station and site work are nearing completion. The new maintenance building façade became weather-tight in May 2023 with

DELAWARE RIVER JOINT TOLL BRIDGE COMMISSION

September 18, 2023

PROJECT STATUS REPORT

completion of metal panel siding, aluminum frames and glazing. Interior work is proceeding including mechanical, electrical, plumbing, vehicle lifts, and shop equipment installations. Along with painting activities. Permanent power with PECO and Telecommunication service with Comcast have been activated to allow the start-up of mechanical equipment and proceed with climate-sensitive finishes and flooring. Landscaping, perimeter fencing, and installation of automatic gates' openers at Woodbourne Road and Big Oak site entrances are in progress. Security system and devices installation activities are in progress

TMTB RAMP N OVER UNION STREET FENCING PROJECT

Job Order Contract No. T/TS-735A-012
(WMC/KMS)

On August 22, 2023, Mount Construction began field work in support of the installation of steel palisade security type fencing adjacent to the north and south abutments of the Ramp N Over Union Street located in Trenton, NJ. Fencing is intended to secure the areas between the abutments and adjacent piers.

SCUDDER FALLS TOLL BRIDGE

SCUDDER FALLS BRIDGE REPLACEMENT PROJECT

Final Design
Contract No. C-660A
(SJB/KMS)

During the July/August reporting period Michael Baker Jr., Incorporated (Baker) of Hamilton New Jersey continued their construction phase support services efforts to review and respond to any final requests for information from the Construction Manager; and, participated in various Contract T-668A technical meetings involving any design questions with the CM/CI team, all via conference call.

Construction
Contract No. T-668A
(SJB/KMS)

Trumbull Corporation of Pittsburgh, PA (Trumbull) was awarded the Scudder Falls Bridge Replacement Construction Contract T-668A in the amount of \$396,000,000.00 at the Commission's January 30, 2017 Meeting. The Commission issued a full Notice to Proceed on March 3, 2017. Substantial Completion was achieved December 15, 2021.

Bi-weekly Conference Call Meetings have been suspended and only technical discussions are held with the contractor to discuss the few remaining punch list items of work that need to be completed. No additional Requests for Information (RFIs) or submittals are required to be made by the contractor. A total of 919 Contractor RFIs and 1,711 Contractor Submittals were made throughout the course of construction.

DELAWARE RIVER JOINT TOLL BRIDGE COMMISSION

September 18, 2023

PROJECT STATUS REPORT

No work was performed by the Contractor during the July/August reporting period. The only punch-list work that remains is landscaping seeding work in PA that will be completed in September/October, during the allowable PennDOT seeding period. The Bucks County Soil Conservation District (BCSCD) performed an inspection of the PA portion of the project back in June and identified several areas that have been seeded and where the grass has not achieved at least 85% coverage. The areas identified have to be reseeded in order to receive BCSCD approval.

Construction Management
Contract No. CM-669A
(SJB/KMS)

At the October 31, 2016 Commissioners Meeting, the Commission awarded Contract No. CM-669A, Construction Management Services for the Scudder Falls Bridge Replacement project to Hill International (Hill) of Philadelphia, PA for an amount not-to-exceed \$25,015,066.98. Hill was provided with Notice of Award and Limited Notice to proceed on November 2, 2016. Hill was then issued a Full Notice to Proceed on January 31, 2017, in parallel with the award of the Scudder Falls Bridge Replacement Contract T-668A at the same meeting.

The Hill team performed the following tasks throughout construction duration: supply construction management personnel as necessary, monitor Trumbull's performance and progress on close-out tasks. Project close-out tasks by the Construction Manager during the May reporting period included production of as-built record plans, facilitating execution of a construction contract Change Order related to maintenance bonds, and drafting of the final construction contract Pay Estimate, Allowance Reduction and Change Order. Management of remaining final punch list work items are being performed by remaining project staff on an as-needed basis, including Record As-Built Drawing Preparation.

DESIGN MANAGEMENT CONSULTANT SERVICES

T-668A CONSTRUCTION

Oversight of Final Design
Task Order Assignment No. C-502A-2I
(SJB/KMS)

AECOM is providing DMC services during the construction of the Scudder Falls Bridge Replacement Project, Contract T-668A, under this Task Order Assignment, which began on April 1, 2017. The DMC Services include support to the Commission in the following and assistance with various project close-out activities:

Environmental Agency Coordination – Continuous services providing Project-wide assistance with environmental activities during construction.

Environmental Permitting – No environmental permitting work was performed this reporting period.

DELAWARE RIVER JOINT TOLL BRIDGE COMMISSION

September 18, 2023

PROJECT STATUS REPORT

Environmental Monitoring Services – Continuous services throughout construction to meet project permit requirements. Year 1 monitoring activities for the PA Wetlands Mitigation Site, which were initiated in early May 2022 by ACT Engineers, continued this reporting period. This included monthly monitoring well readings of the groundwater levels within the wetlands site. ACT completed the first Wetlands Mitigation Site Monitoring Report and submitted the report to PADEP and the USACE for their review.

Contracts C-660A and T-668A Progress Support - DMC services during this reporting period included ongoing coordination with the Baker Final Design Team to expedite any remaining design question responses from the Project Team; design and/or construction issue troubleshooting and resolution support; existing facility interface coordination support; liaison to the Commission Operations, Public Safety Bridge Security, and Purchasing Departments for maintenance of the existing equipment and other roadway appurtenances within the SFB Project area; and, required coordination with outside parties, including the adjacent municipalities, and State DOT's. DMC Staff is also providing coordination and support with the various project close-out activities.

POST- CONSTRUCTION TRAFFIC STUDY FOR THE SCUDDER FALLS BRIDGE REPLACEMENT PROJECT

Task Order Assignment No. C-769A-1
(CAS/ KMS)

The Commission completed a post-construction traffic study for the Scudder Falls Toll Bridge (SFB) Replacement Project that will provide traffic volume and traffic data documentation, including volume to capacity (v/c) analysis of key roadways and intersections that may have been impacted by the project after tolls were implemented on the new SFB. The current traffic volume and traffic data documentation obtained as part of this study was compared to the base line traffic volume and traffic data documentation that was obtained as part of the Pre-Construction Traffic Study to determine what, if any, traffic diversion impacts from tolling have resulted. The traffic study was performed in accordance with the Interagency Agreement that was executed in April 2012 between the Commission, the Pennsylvania Department of Transportation (PennDOT), and the New Jersey Department of Transportation (NJDOT). The final report was distributed to the various transportation agencies for review. Commission Staff received comments from the Federal Highway Administration (FHWA) and these comments were submitted to the TPD/Pennoni team to address. A meeting was held to discuss any concerns regarding the comments, of which there were none.

SCUDDER FALLS PARK AND RIDE PEDESTRIAN/BICYCLE TRAIL

Design
Task Order Assignment No. C-729A-2
(CAS/ KMS)

This project includes the installation of a pedestrian/bicycle trail located at the Scudder Falls Park and Ride facility. The installation of the pedestrian/bicycle trail will provide connectivity to a planned Lower Makefield Township trail to the Commission's existing trail that

DELAWARE RIVER JOINT TOLL BRIDGE COMMISSION

September 18, 2023

PROJECT STATUS REPORT

leads to the 1799 House. The Commission’s trail starts at the southeast corner of Taylorsville Road and Woodside Road and terminates at the existing trail located at the eastern side of the park and ride lot. The final invoice for this work was received and project closeout document preparation is underway. Once the project closeout documentation is received, the job order contract will be closed.

**SCUDDER FALLS BRIDGE REPLACEMENT PROJECT
ANCILLARY IMPROVEMENTS**

Design

Task Order Assignment C-760A-04
(RLR/SJB/KMS)

This Task Order Assignment is for the demolition of the 185 River Road Commission house along with additional site improvements in the area consisting of, but not limited to, tree removals, landscaping, fencing, guiderail installation and security measures under the Scudder Falls Bridge and in the area of the River Road/Woodside Road Intersection. Remington & Vernick Engineers (RVE) is preparing plans, specifications, and cost estimate (PS&E) as well as a schedule for the Commission’s use in issuing a Job Order Contract for the work.

Notice to Proceed for this Task Order Assignment was issued on March 29, 2023, and the Kick-Off Meeting held on April 3, 2023. During this reporting period, the draft Final Plan Submission was made by RVE on August 4th with the Final Plan Submission being made on August 18th. Comments were provided on the Final Plan Submission and revised final documents submitted on 8/23/2023.

WASHINGTON CROSSING TOLL-SUPPORTED BRIDGE

WX TSB REPLACEMENT SCOPING STUDY

Task Order Assignment No. C-750A-7
(WMC/KMS)

WSP submitted a revised draft scoping document to address comments provided by the Commission during previous review meetings, which is under review by Commission staff.

NEW HOPE-LAMBERTVILLE TOLL BRIDGE

NH-L TB EAST ABUTMENT STONE VENEER REPAIRS

Design

Task Order Assignment No. C-704A-2
(MEM/KMS)

At the end of March 2019, a section of the stone veneer façade at the east abutment of the New Hope – Lambertville Toll Bridge (Route 202) came loose and separated from the structural abutment. Greenman-Pederson, Inc. (GPI) was given the task to investigate the cause and

DELAWARE RIVER JOINT TOLL BRIDGE COMMISSION

September 18, 2023

PROJECT STATUS REPORT

determine a solution for the issue. The consultant was given Notice to Proceed on 4/29/2019. The consultant went out in the field on 5/15 and 5/16/19 to access the condition of the stone veneer at both abutments of the NH-L Toll Bridge. A preliminary report was received June 7th, 2019. The report was finalized 7/15/2019. Preliminary design/repair documents were received 8/9/2019 and reviewed by 8/23/19. Final design documents were received electronically on 9/13/2019. Maintenance forces have improved the fencing around the deteriorated section at the NJ abutment façade.

The initial and revised construction costs prepared by one of the Commission’s Job Order Contractors, RCC Builders & Developers (RCC) were both excessive. Therefore, the design documents have been provided to our Job Order Contractor, Mount Construction, to provide a construction cost for this work.

The project was repackaged and issued to our Job Order Contractor, Mount Construction. Mount Construction performed a field view on April 19, 2023 and is in the process of developing a cost estimate for this work.

NH-L TB DRIVEWAY/PARKING LOT REPAVING DESIGN

Design

Task Order Assignment No. C-759A-3
(CLR/SJB)

Naik Consulting Group was issued Notice to Proceed effective February 4, 2022. This Task Order Assignment is to provide preliminary, final and post design services for the milling and resurfacing of the Administration Building driveway and parking lot. Naik prepared final design documents and performed all necessary post-design services. This assignment will be closed out upon completion of the construction punch-list items.

Construction

Job Order Contract No. T/TS-735A-009
(CLR/SJB/KMS)

This contract will be completed under the Commission’s T/TS-735A JOC Southern region agreement by Mount Construction Company, Inc. (Mount) who was awarded this Job Order Contract on November 3, 2022. This Contract is for the milling and resurfacing of the asphalt on the administration building parking lot and driveway at the New Hope-Lambertville Toll Facility.

All field work has been completed and steps are underway to close this contract out.
Construction Inspection

Task Order Assignment No. C-760A-3
(CLR/SJB/KMS)

Construction Inspection for this JOC contract is being provided by Remington & Vernick Engineers through their CM Task Order contract, working under the Construction Manager, Gordian. With the construction work complete this Task Order is being closed out.

DELAWARE RIVER JOINT TOLL BRIDGE COMMISSION

September 18, 2023
PROJECT STATUS REPORT

NEW HOPE-LAMBERTVILLE TOLL-SUPPORTED BRIDGE

NH-L TSB ARCHITECTURAL BRIDGE LIGHTING CONCEPT STUDY

Task Order Assignment No. C-759A-4
(MEM/SJB)

Naik Consulting Group was issued Notice to Proceed effective August 30, 2022. A project kick-off meeting was held with Naik on September 1, 2022, and a field view was held on September 14, 2022. This Task Order Assignment is to develop several architectural lighting concepts for the main river bridge. Naik, in conjunction with their subconsultant Domingo Gonzalez Associates (DGA), the Architectural Lighting Designer, submitted a final draft of the concept study report which has been reviewed by Commission staff. The final design for this work will be included in the February-Awarded C-694A New Hope-Lambertville Toll-Supported Bridge Rehabilitation project. DGA will provide final design and post-design phase services under contract C-694A. The conceptual design work under this Task Order is complete. DGA will provide final design and post-design phase services under contract C-694A.

NH-L TSB REHABILITATION DESIGN

Design
Contract No. C-694A
(MEM/KMS)

At the February 27, 2023 Commissioners Meeting, the Commission awarded Contract No. C-694A, New Hope - Lambertville Toll-Supported Bridge Rehabilitation Design to Greenman-Pedersen, Inc. (GPI) of Lebanon, NJ. GPI was provided with Notice of Award and Limited Notice to Proceed on February 28, 2023. GPI was then issued a Full Notice to Proceed on March 22, 2023, with the execution of the Agreement with the Commission.

A contract kick-off meeting was held on March 6, 2022. Field condition assessments commenced on March 22, 2023 and is on-going. On March 9, 2023, GPI and their sub-consultant ACT Engineers submitted a Draft Public Involvement Plan and on March 15 a meeting was conducted to review and provide comment to the plan. On June 1, 2023 Open House presentation materials were presented and reviewed by Commission Senior Staff. Separate Public Official Meetings were held on June 8, 2023 with the Mayors of both the City of New Hope and the City of Lambertville to present the public materials for comment. Public Open House events were held June 14, 2023 in New Hope and June 15, 2023 in Lambertville.

GPI continues to provide design-phase services. The pre-final design submission was received on August 25, 2023 and is under review.

DELAWARE RIVER JOINT TOLL BRIDGE COMMISSION

**September 18, 2023
PROJECT STATUS REPORT**

CENTRE BRIDGE- STOCKTON TOLL-SUPPORTED BRIDGE

CB-S TSB BEARING & BRIDGE SEAT REHABILITATION

Design

Task Order Assignment No. C-769A-2
(HDH/MEM/KMS)

During the biannual inspection of the toll supported bridges, the Commission's General Engineering Consultant (GEC) identified several areas that require repair at the Centre Bridge-Stockton Toll- Supported Bridge (CBSTSB). The areas of concern are identified as loose, missing and/or bent anchor bolts at the truss and sidewalk bearings with associated spalls in the bridge seats resulting in loss of bearing area. Additional areas of repair are identified at the deck joints and bridge seats of the single span bridge over the Canal at the west approach of CBSTSB.

Traffic Planning and Design, Inc (TPD) was provided with Notice to Proceed on December 13, 2022, for the design of the repairs. An inspection crew from TPD started an in-depth field inspection the week of January 9, 2023, for the purposes of determining the approach to the design and construction of the repairs. A Preliminary Condition Assessment Report (CAR) on the CBSTB conditions was submitted the end of January.

In the absence of a CAR for the approach structure to the CBS-TSB (York Road over the PA Canal), TPD was directed to prepare this report. A draft CAR was submitted February 14th and has been reviewed by engineering. In addition to the CAR, TPD has provided a Load Rating Analysis for this structure. The Preliminary Load Rating was received by the Commission on March 30th and has been reviewed. The final Load Rating Report was accepted the end of May.

Preliminary assessment reports for the structure over the canal, and for the main river bridge have been received and reviewed. TPD has been directed to finalize the Condition Assessment Reports. TPD will direct their subconsultant to draft a design for the bearings under the sidewalk if budget permits under the current contract. CARs are accepted and will be used in a future project for rehabilitation of the bridge. TPD continues to develop final design documents for the stringer bearing repairs on the main river bridge as well as miscellaneous pier bearing repairs.

LUMBERVILLE-RAVEN ROCK TOLL SUPPORTED BRIDGE

L-RR TSB LIGHTING ELECTRICAL SERVICE UPGRADE

Construction

Job Order Contract No. T/TS-735A-011
(CLR/SJB/KMS)

This Contract is for the relocating of the existing electrical service entrance equipment for the L-RRTSB Bridge Lighting from within the Bridge Tender House to the north side of the bridge.

DELAWARE RIVER JOINT TOLL BRIDGE COMMISSION

September 18, 2023

PROJECT STATUS REPORT

This contract will be completed under the Commission's T/TS-735A JOC South contract, by Mount Construction Company, Inc. (Mount) who was awarded this Job Order Contract on April 24, 2023.

A virtual pre-construction meeting was held with Mount and the Construction Manager, Gordian, in attendance on June 1, 2022. Field work began on Wednesday June 28, 2023. The new electrical cabinet along with the new meter pan and the new main disconnect switch have all been install and await an inspection by an independent third-party electrical agency prior to PECO cutting in the new service.

UHLERSTOWN-FRENCHTOWN TOLL-SUPPORTED BRIDGE

UF TSB REPLACEMENT OF NJ UPSTREAM RETAINING WALL

Design

Task Order Assignment No. C-732A-1

(HDH/MEM/KMS)

The stone masonry retaining wall to the north of the Bridge Monitor Shelter in Frenchtown was deteriorated and in need of replacement. Arora and Associates, P.C. has been given the task order assignment to design a new retaining wall that would keep the appearance of the existing wall in mind. Arora was given Notice to Proceed on 8/16/2019.

A Preliminary Design submission was received and Engineer's estimate on 10/17/2019. Since the replacement of the wall is hampered by the location of the property line, a meeting was set up with Frenchtown Borough, owner of the adjacent property, and held with the Mayor of Frenchtown on 12/20/2019 regarding a construction easement. The adjacent property is part of the Borough's Recreation and Open Space Inventory, and there were on-going follow up discussions with NJDEP Green Acres Program.

Discussions commenced with Green Acres in 2020 to purchase additional property but the deal could not be finalized. So, Arora moved forward with a design to replace the wall in-place. On February 26, 2021 a meeting was held with Frenchtown Borough to discuss some additional improvements to benefit the adjacent Sunbeam Lenape Park. Much of 2021 involved awaiting approval of construction easement with NJDEP's SHPO, and signed agreement from JCP&L. A Pre-Final design package was submitted by Arora mid-January 2022.

Final design plans were submitted, and the work performed under Job Order Contract T/TS-735A-010 by Mount Construction, Inc. (Mount). A scope of work meeting was held with Mount and Arora on April 29, 2022. The utility agreement with JCP&L was finalized on April 26th, 2022. The Construction Easement with the Borough of Frenchtown was finalized on May 31st, 2022.

DELAWARE RIVER JOINT TOLL BRIDGE COMMISSION

September 18, 2023

PROJECT STATUS REPORT

On Saturday December 17, 2022, this retaining wall partially collapsed. Personnel from Engineering, along with Arora and Mount Construction, inspected the damage. On Tuesday and Wednesday December 20th and 21st, 2022, Mount Construction installed temporary stabilization measures, along with construction fencing to secure the area. In January 2023 Arora revisited the wall replacement design and issued a Change of Plan, due to the section collapse, which was finalized and issued to Mount in February, with work resumed in April. Arora has provided post-design services throughout the reporting period.

Construction

Job Order Contract No. T/TS- 735A-10
(HDH/MEM/KMS)

Under the Job Order Contracting (JOC) Services for Bridge, Highway and Civil Work – South Region, Job order T/TS-735A-10 was created in April 2022. A joint scope meeting was held on-site on April 29th, 2022 and was attended by the Contractor (Mount Construction), the Design Consultant (Arora), the JOC Program Manager Gordian Group and personnel from Engineering. Mount Construction developed a preliminary cost proposal in the beginning of July. The price proposal to perform the work was negotiated and finalized/executed on November 16, 2022.

Early December of 2022, a portion of the retaining wall collapsed after heavy rainfall. Emergency stabilization was completed by the contractor in mid-December. Meetings were held with Mount Construction, the final design firm Arora, the Construction Inspection firm RVE and the JOC Program Manager Gordian to discuss change of plans and schedule. As a result, construction to replace the wall resumed in April 2023.

On March 28, 2023 a meeting was held with Jersey Central Power & Light (JCP&L) to finalize procedures for de-energizing and relocating the medium voltage overhead electric lines during construction. Following implementation of the electrical safety measures, Mount began drilled shaft foundation construction activities on April 10, 2023. Most of the substantive retaining wall construction was completed between April and May 2023. Mount Construction removed all the heavy equipment from the site prior to Memorial Day weekend. Delivery for the stone veneer for the wall is estimated mid-June along with completion of miscellaneous contract items.

Throughout the reporting period Mount construction continued and completed work at the site, including stoner veneer installation and adding additional drainage at the bridge southeast and northeast wingwalls. A final walk through was held on August 18, 2023. Following final invoicing and close-out documentation, this JOC will be closed out.

Construction Inspection
Contract No. C-760A-2
(HDH/MEM/KMS)

Remington & Vernick Engineers (RVE) provides Construction Inspection (CI) services for the Uhlerstown-Frenchtown Toll Supported Bridge Retaining Wall Replacement Project under a Task Order assignment issued on June 16, 2022. This includes providing one (1) full time

DELAWARE RIVER JOINT TOLL BRIDGE COMMISSION

September 18, 2023

PROJECT STATUS REPORT

Inspector during construction. The Construction Inspector coordinates with, and reports to, the Commission's Job Order Contract Program Construction Manager, The Gordian Group.

The RVE Constructing Inspector was present during the emergency repairs in mid-December 2022, providing continuous inspections and documentation of the emergency repairs as they were completed. The Inspector continued to provide necessary inspections and documentation of the permanent retaining wall replacement work.

I-78 TOLL BRIDGE

I-78 TB JOINT REHABILITATION & MISCELLANEOUS WORK

Design and Construction Inspection
Task Order Assignment No. C-769A-4
(WMC/SJB)

Traffic Planning & Design, Inc. provided final design documents for the modifications to the I-78 Westbound Over CR 519 structure deck joint. Additionally, an updated condition assessment report was provided for the pavement within the Express E-ZPass portion of the toll plaza.

Construction
Job Order Contract No. T/TS-734A-008
(WMC/SJB)

As part of the Commission's Job Order Contracting program, Mount Construction Company is rehabilitating the asphalt overlay at various transverse and longitudinal joints throughout the Commission's NJ jurisdictional approach to the river bridge. The project also includes sealing, pothole repairs, striping and raised pavement marker replacement were removed during the pavement repairs.

Additionally, a supplemental job order was issued in support of modifications to the I-78 Westbound Over CR 519 structure deck joint.

I-78 TB NEW JERSEY ROADWAY REHABILITATION AND POWER & COMMUNICATION INFRASTRUCTURE UPGRADES

Design
Contract No. C-766A
(CLR/SJB/KMS)

This Contract is for professional consultant design services to include verification of condition assessment, preliminary and final design, and post design services for the rehabilitation of the I-78 New Jersey Approach Roadway and reassessment of the preliminary design documents associated with the I-78 Power and Communication Infrastructure Design Services as developed by Arora and Associates, P.C. in October 2022 along with the preliminary and final design and post design services for the I-78 Power and Communication Infrastructure Design.

DELAWARE RIVER JOINT TOLL BRIDGE COMMISSION

September 18, 2023

PROJECT STATUS REPORT

Arora and Associates, P.C was issued a Notice of Award and Limited Notice to Proceed effective May 23, 2023. A project kick-off meeting was held with Arora on May 31, 2023. The Contract was fully executed on June 20, 2023, with full Notice to Proceed effective June 22, 2023.

Field survey and pavement evaluation along with ITS/ESS review and evaluation is ongoing. Workshops for the ITS/ESS Needs Assessment and Evaluation and the ITS/ESS Alternatives and Recommendations were held on July 18, 2023 and August 8, 2023 respectively. A workshop to discuss the Design Team's results of their I-78 New Jersey Approach Roadway pavement evaluation along with their pavement reconstruction alternatives was held on August 17, 2023.

I-78 TB STORM WATER DRAINAGE WASHOUT

Design

Task Order Assignment No. C-771A-3

(MEM/SJB)

On Sunday July 16, 2023 the Commission became aware that a portion of the storm water system and earth/rock slope located at the south east corner of the I-78 main river bridge abutment had failed and washed down to the base of the steep embankment.

The Commission's GEC Consultant performed priority inspections on Monday July 17, 2023. The Commission's Job Order Contractor (JOC), AP Construction was mobilized on Tuesday July 18, 2023 and after review of existing information conducted a field view of the area the morning of Wednesday July 19, 2023. The Commission's Task Order Consultant, French & Parrello Associates, P.A. (FPA) was consulted Wednesday afternoon July 19, 2023 and performed a field view of the site on Thursday July 20, 2023.

A temporary storm water diversion system was designed and implemented. FPA continues to work on a final design for the replacement system.

Construction

Job Order Contract No. T/TS-787A-001

(MEM/SJB)

On Sunday July 16, 2023 the Commission became aware that a portion of the storm water system and earth/rock slope located at the south east corner of the I-78 main river bridge abutment had failed and washed down to the base of the steep embankment.

The Commission's GEC Consultant performed priority inspections on Monday July 17, 2023. The Commission's Job Order Contractor (JOC), AP Construction was mobilized on Tuesday July 18, 2023 and after review of existing information conducted a field view of the area the morning of Wednesday July 19, 2023. The Commission's Task Order Consultant, French & Parrello Associates, P.A. (FPA) was consulted Wednesday afternoon July 19, 2023 and performed a field view of the site on Thursday July 20, 2023.

AP Construction installed temporary storm water diversion system. Debris from the washout has been cleared for access. AP continues to prepare the site for the installation of the proposed permanent drainage system.

DELAWARE RIVER JOINT TOLL BRIDGE COMMISSION

**September 18, 2023
PROJECT STATUS REPORT**

NORTHAMPTON STREET TOLL SUPPORTED BRIDGE

NORTHAMPTON STREET TSB REHABILITATION

Design

Contract No. C-590A

(MEM/KMS)

At the April 27, 2020 Commissioners Meeting, the Commission awarded Contract No. C-590A, Northampton Street Toll-Supported Bridge Rehabilitation Design to Greenman-Pedersen, Inc. (GPI) of Lebanon, NJ. GPI was provided with Notice of Award and Limited Notice to Proceed the same date. GPI was then issued a Full Notice to Proceed on May 15, 2020.

A contract kick-off meeting was held on May 14, 2020. Field condition assessments commenced on May 18, 2020 and have been completed. On June 12, 2020, GPI submitted their Draft Condition Assessment and Recommendation Report along with their Draft Architectural Lighting Concept Study Report. On September 11, 2020, GPI submitted their Preliminary Design plans and specification. On October 30, 2020, GPI submitted the Pre-Final Design submission. On December 18, 2020, GPI submitted the Final Design documents. A virtual Public Officials Presentation of the project was conducted on June 16, 2021, followed by a virtual Open House Presentation on June 23, 2021.

The project was posted for bid on July 20, 2021. A virtual pre-bid meeting was conducted on July 27, 2021. Bids were received and open during a virtual public bid opening held at 2:00 PM on Tuesday August 31, 2021, and evaluated by GPI. At the September 27, 2021, Commission Meeting authorization was granted to award the construction contract to J.D. Eckman of Atglen, PA for the not-to-exceed amount of \$15,487,427.50. GPI continues to perform post-design services in support of the project.

Construction Management/Construction Inspection

Contract No. CM-590A

(MEM/KMS)

At the September 27, 2021, Commission Meeting authorization was granted to award the Construction Management/Construction Inspection Services contract (CM-590A) to Johnson, Mirmiran and Thompson, Inc. (JMT) of Philadelphia for the not-to-exceed amount of \$1,554,968.16. Johnson, Mirmiran and Thompson, Inc. of Philadelphia was issued Notice of Award and Limited Notice to proceed effective September 28, 2021. A project kick-off meeting was held on October 15, 2021, and a project field view was conducted by JMT with the contractor and the designer on October 19. The full Notice to Proceed was issued November 5, 2021.

JMT has established a field office at the project site and has managed activities through stage 1, stage 2, and stage 3 of the project. Stage 2, consisting of steel repairs, sidewalk replacement and painting along the north side of the bridge, commenced on March 16, 2022. Stage 3, consisting of steel repairs, sidewalk replacement and painting along the south side of the bridge, commenced on August 8, 2022. On Thursday November 4, 2022, the contractor completed all

DELAWARE RIVER JOINT TOLL BRIDGE COMMISSION

September 18, 2023

PROJECT STATUS REPORT

work requiring long term lane closures. Short-term, off-peak lane closures are still in effect. JMT continues to provide CM/CI services for the project.

The contractor demobilized from the site and is waiting for the delivery of electrical components in order to complete the work. It is expected that the electrical components will be delivered in September 2023 and the work will be completed by the end of the month utilizing short-term, off-peak lane closures. The JMT CM/CI staff has demobilized from the site and will return when the contractor returns to complete the remaining punch list work. JMT continues to provide CM/CI services for the project.

Construction
Contract No. TS-590A
(MEM/KMS)

At the September 27, 2021, Commissioners Meeting, the Commission awarded Contract No. TS-590A, Northampton Street Toll-Supported Bridge Rehabilitation to J.D. Eckman Inc. of Atglen, PA for an amount not-to-exceed \$15,487,427.50. J.D. Eckman was provided with Notice of Award/Limited Notice to proceed on September 28, 2021. A project field view was conducted by the construction manager, with the contractor and the designer on October 19. The full Notice to Proceed was issued on November 15, 2021.

J.D. Eckman has completed the work that defines stage 1, stage 2, and stage 3. Stage 2, consisting of steel repairs, sidewalk replacement and painting along the north (upstream) side of the bridge, commenced on March 16, 2022. Stage 3, consisting of steel repairs, sidewalk replacement and painting along the south (downstream) side of the bridge, commenced on August 8, 2022. Intermittent long-term lane closures commenced March 16, 2022, and were completed on November 3, 2022. Continuous lane closures, coinciding with the erection of the paint containment scaffolding along the trusses, closing the outside lane and accommodating two-way traffic in the remaining two lanes, commenced April 18, 2022.

On November 3, 2022, JD Eckman completed all work requiring short and long-term lane closures. Architectural lighting system components continue to be subjected to supply-chain issues and are being installed as they are delivered. The remaining work on the project includes minor punch list work and the completion of the installation of architectural bridge lighting elements.

The contractor demobilized from the site and is waiting for the delivery of electrical components in order to complete the work. It is expected that the electrical components will be delivered in September 2023 and the work will be completed by the end of the month utilizing short-term, off-peak lane closures.

DELAWARE RIVER JOINT TOLL BRIDGE COMMISSION

**September 18, 2023
PROJECT STATUS REPORT**

EASTON-PHILLIPSBURG TOLL BRIDGE

EP TB FACILITY PARKING LOT IMPROVEMENTS

Design
Task Order Assignment No. C-732A-5
(CLR/SJB)

Arora and Associates continued to perform post-design services as necessary.

Construction
Job Order Contract No. T/TS-734A-004
(CLR/SJB)

This Contract is for the milling and resurfacing of the asphalt on the administration building parking lot, localized sidewalk replacement, the replacement of a water main located in the parking lot and connection of garage floor drains to the sanitary sewer at the Easton-Phillipsburg Toll Facility. This contract will be completed under the Commission's T/TS-734A JOC North contract, by Mount Construction Company, Inc. (Mount) who was awarded this Job Order Contract on May 2, 2022.

All field punch-list work has been completed and steps are underway to close this contract out.

Construction Inspection
Task Order Assignment No. C-760A-1
(CLR/SJB)

Construction Inspection for this JOC contract is being provided by Remington & Vernick Engineers through their CM Task Order contract, working under the Construction Manager, Gordian. With the construction work complete this Task Order is being closed out.

RIVERTON-BELVIDERE TOLL-SUPPORTED BRIDGE

NORTHWEST & SOUTHWEST WINGWALLS REHABILITATION

Design
Task Order Assignment No. C-751A-1
(HDH/MEM/KMS)

The masonry wingwalls at the northwest and southwest corners of the Riverton – Belvidere Toll Supported Bridge need repair, rehabilitation, or replacement. The walls exhibit vertical misalignment, areas of bulging stones, missing mortar and water staining because of water seeping through the wall. The sidewalk along the high side of the northwest wall exhibits signs of settlement and the concrete monument on the high side of the wall has settled and rotated.

DELAWARE RIVER JOINT TOLL BRIDGE COMMISSION

September 18, 2023

PROJECT STATUS REPORT

Traffic Planning and Design, Inc (TPD) was provided with Notice to Proceed on June 16, 2021, for design services to address the wall conditions. On Wednesday, June 23, 2021, a Kick-Off meeting was held. TPD submitted an initial draft Alternatives Analysis Submission report the beginning of September. A meeting was held on October 14, 2021, to review the proposed solutions in the report and discuss any other future alternatives.

A revised analysis report was submitted on November 5, 2021. This report included an interim recommendation to monitor the northwest wingwall for further movement at three-month intervals for a year. A meeting was held with TPD on November 17, 2021 to discuss this recommendation, and TPD was given the go-ahead to start the survey-based monitoring work on November 18, 2021.

An initial Survey of the Northwest wingwall was done by Navarro & Wright, subconsultant to TPD, on December 1, 2021. Reflective targets and plates were attached to the wall. The next monitoring was performed early February, with negligible changes noted. The monitoring in May 2022 again noted minor changes. The monitoring report from August 3rd registered minor changes from the previous report as well. Comparing the results of August 2022 to the December 2021 baseline, it appears there is active movement of the wall.

TPD was authorized to proceed with the Phase 2 wall rehabilitation design on November 29, 2022. A preliminary design was submitted to the Engineering Department the end of January. A progress meeting with TPD was held on February 24th, 2023. Revised plans, based on meeting discussions, were received May 30th and are currently under review by Commission staff. In addition to plan review, the Commission is looking to coordinate potential impacts to the wall design to accommodate a new Bridge Monitor Shelter at the same location

MILFORD-MONTAGUE TOLL BRIDGE

MM TB NJ/PA APPROACH & MAIN RIVER BRIDGE ROADWAY REPAVING

Design

Task Order Assignment No. C-759A-2

(CLR/SJB)

Naik Consulting Group was issued Notice to Proceed effective December 2, 2021. A project kick-off meeting was held with Naik on December 7, 2021, and field views were held on November 10th & December 16th, 2021. This Task Order Assignment is to provide preliminary, final and post design services for replacing/rehabilitating the pavement at the NJ & PA approach roadways and to resurface the Main River Bridge deck. Also included is the milling and resurfacing of the Operations Building Parking Lot as well as various drainage improvements along the Pennsylvania approach. Naik continues to perform post-design services as necessary.

DELAWARE RIVER JOINT TOLL BRIDGE COMMISSION

September 18, 2023 PROJECT STATUS REPORT

Construction
Job Order Contract No. T/TS-734A-006
(CLR/SJB/KMS)

This Contract includes replacing/rehabilitating the pavement at the NJ & PA approach roadway and to resurface the Main River Bridge deck. Also included is the milling and resurfacing of the Operations Building Parking Lot as well as various drainage improvements along the Pennsylvania & New Jersey approach. This contract will be completed under the Commission's T/TS-734A JOC North -Region contract, by Mount Construction Company, Inc. (Mount) who was awarded this Job Order Contract (JOC) on July 15, 2022.

A pre-construction meeting was held on-site with Mount and the JOC Program Construction Manager, Gordian, in attendance on July 26, 2022. Field work has commenced, and a large majority of work was completed in 2022 before the project went into a winter shutdown. With the onset of favorable weather, work resumed on May 8, 2023. All field work including all punch-list work was completed on July 19, 2023 and steps are underway to close this contract out.

Construction Inspection
Task Order Assignment No. C-751A-3
(CLR/SJB)

Construction Inspection for this JOC contract is being provided by Traffic Planning & Design, Inc. through their CI Task Order contract, working under Gordian the Construction Manager. With the construction work complete this Task Order is being closed out.

MULTIPLE FACILITIES AND/OR COMMISSION-WIDE

CAPITAL PROGRAM MANAGEMENT CONSULTANT (CPMC) & DESIGN MANAGEMENT CONSULTANT (DMC) SERVICES FOR CAPITAL IMPROVEMENT PROJECTS

CPMC SERVICES – 2018 THROUGH 2024
Task Order Assignment No. C-502A-1M
(SJB/KMS)

Task Order Assignment 502A-1M, Capital Program Management Consultant (CPMC) Services for 2018 through 2021 began in April 2018. AECOM is currently providing one (1) part-time Project Manager to oversee and administer various design and construction projects that are being advanced in the Capital Improvement Program. CPMC staff are currently providing construction inspection services for the relocation of the bridge lighting electric service at the Lumberville – Raven Rock (LRR) Toll Supported Bridge; oversight of Contract C-766A, I-78 NJ Roadway Rehabilitation and Power & Communication Infrastructure Design; and oversight of Task Order Assignment C-760A-4, Scudder Falls Bridge Project Ancillary Improvements Design (construction to be performed under a Job Order Contract).

DELAWARE RIVER JOINT TOLL BRIDGE COMMISSION

September 18, 2023
PROJECT STATUS REPORT

**BRIDGE DECK SEALING OF THE TRENTON-MORRISVILLE TB / SCUDDER
FALLS TB / I 78 TB FACILITIES**

Design
Task Order Assignment No. C-759A-5
(MEM/KMS)

The Commission has implemented a periodic deck sealing program at specific bridges to prolong the useful service life of the bridge decks and to mitigate the need for potential future maintenance. The Commission has engaged Task Order Consultant, NAIK, under the standing professional services Task Order Agreement, to provide design services for the bridge deck sealing of the bridges associated with the Trenton–Morrisville Toll Bridge Facility, the Scudder Falls Toll Bridge Facility, and the Interstate 78 Toll Bridge Facility.

A contract kick-off meeting was held on October 12, 2022. Field condition assessments were conducted in the first two weeks of November 2022 and have been completed. On December 19, 2022, the consultant submitted a Condition Assessment and Recommendation Report. At a review meeting on January 10, 2023, the recommendations were accepted, and the consultant was directed to continue the development of the Pre-Final Plans. On March 14, 2023, the Consultant submitted Pre-Final Design Plans and Specification.

The Final Design Bid Documents, addressing all Commission comments to the Pre-Final Design, was received on April 28, 2023. The project was advertised for bids on May 2, 2023. A virtual Bid Opening was held on Thursday June 1, 2023 at 2:00 PM. No bids were received.

NAIK is in the process of repackaging the bid documents into three individual (1. Trenton–Morrisville Toll Bridge Facility; 2. the Scudder Fall Toll Bridge Facility, and 3. the Interstate 78 Toll Bridge Facility projects) for incorporation into other construction packages.

BRIDGE MONITOR SHELTER ENHANCEMENTS PROGRAM DEVELOPMENT

Task Order Assignment No. C-771A-1
(WMC/KMS)

French & Parrello Associates, P.A. and their sub-consultant, USA Architects, Planners + Interior Designers conducted a Needs Assessment Workshop with Commission staff in support of the development of a system-wide program to enhance the Commission’s inventory of bridge monitor shelters.

DELAWARE RIVER JOINT TOLL BRIDGE COMMISSION

**September 18, 2023
PROJECT STATUS REPORT**

**LOWER TRENTON TOLL-SUPPORTED BRIDGE TRUCK WARNING SYSTEM
(PILOT) & NJ BRIDGE MONITOR SHELTER DESIGN**

Design
Task Order Assignment No. C-771A-2
(SJB/KMS)

On March 21, 2023, the Commission provided French & Parrello Associates with Notice-to-Proceed with conceptual design services for the development of a new over height vehicle detection system for the New Jersey approach to the Lower Trenton TSB. In addition, the design will also incorporate additional ESS camera locations on the bridge approach, as well as a location and layout for a new bridge monitor shelter.

A project kickoff meeting was held on April 3, 2023, followed by two site inspections involving the consultant, Engineering, Public Safety & Bridge Security, and maintenance personnel. A draft Existing Conditions Assessment Memo was submitted, reviewed by Commission staff and finalized in May 2023. A Needs Assessment/Recommendations Workshop was conducted with the Commission on June 21, 2023. In July and August conference calls were held and further analysis conducted regarding potential use of a LiDAR system for overheight truck detection instead of a laser beam-type system. Also, traffic counts and signal warrant analysis performed for the intersection on Bridge Street at the ramp to US Route 1 NB.

ELECTRONIC SURVEILLANCE / DETECTION SYSTEM

ESS MAINTENANCE CONTRACT
Contract No. DB-724A
(WMC/KMS)

Schneider Electric Building Americas, Inc. continued to provide maintenance services in support of the Electronic Surveillance / Detection System under the direction of the Commission's Public Safety and Bridge Security Department, who operates the system from the Primary Control Center located at the New Jersey State Police's Regional Operation and Information Center (ROIC) in West Trenton, New Jersey and New Hope, PA.

ESS INTEGRATOR SERVICES RFP DEVELOPMENT
Task Order Assignment No. C-770A-1
(WMC/KMS)

Rummel, Klepper & Kahl and their sub-consultant, IBI Group, continued to support the Commission's procurement of integrator type services for the Commission's Electronic Surveillance/Detection System (ESS). The Request for Proposal (RFP) for the Integrator Services was posted on March 22, 2023, and three (3) proposals were received on May 11, 2023, and subsequently reviewed by Commission staff.

DELAWARE RIVER JOINT TOLL BRIDGE COMMISSION

**September 18, 2023
PROJECT STATUS REPORT**

ELECTRONIC TOLL COLLECTION CUSTOMER SERVICE CENTER/VIOLATION PROCESSING CENTER PROJECT Contract No. DB-584A (CAS/KMS)

Commission staff and Conduent executed a contract change order to adjust the pay-by-plate process that allows for making toll adjustments for super-load vehicles when crossing the Scudder Falls Toll Bridge in the toll direction. These vehicles often have atypical configurations that do not allow for the correct vehicle classification, requiring intervention by Commission Staff to adjust the toll amount prior to the issuance of a toll-by-plate invoice. The software coding for this function and the internal testing is complete. A test to ensure the functionality is complete is underway.

Commission staff are working with Conduent for the implementation of the IAG Interface Control Document (ICD) version 1.60. This will allow Customer Service Centers to receive data and process transactions from other transponder protocols such as SeGo and 6C. TransCore prepared revisions to the ICD between the toll host and the New Jersey E-ZPass Customer Service Center (CSC) that is required as the NJ CSC prepares for IAG ICD 1.60. Conduent provided a few sample tag status files that TransCore has tested and confirmed that the revised formatting is acceptable. TransCore is preparing the test transactions that will be transmitted to the NJ CSC to confirm that they are following the revised ICD format.

Commission Staff worked with Conduent to prepare a change order that will provide the processing of toll by plate transactions to support all electronic tolling at all toll bridges.

The New Jersey Turnpike Authority (NJTA), as the lead agency, is facilitating all meetings with the other agencies and Conduent to manage the implementation of outstanding system elements for the New Jersey E-ZPass Customer Service Center.

ELECTRONIC TOLL COLLECTION SYSTEM REPLACEMENT Design, Build and Maintain Contract No. DB-540A (CAS/KMS)

The Commission executed a contract Unforeseen Allowance Reduction for costs associated with the installation, integration and testing of a TransCore Encompass (E6) multiprotocol reader at the Trenton-Morrisville Toll Bridge. This reader will enable Commission toll facilities to read transponders that use TDM (IAG), SeGo or 6C protocols by the end of 2023, an IAG directive. TransCore completed installing equipment in the toll plaza canopy and cabling to the lane antenna is in place. The equipment will remain in place, but not be activated until the testing documents and procedures are finalized.

TransCore prepared revisions to the ICD between the toll host and the New Jersey E-ZPass Customer Service Center (CSC) that is required as the NJ CSC prepares for IAG ICD 1.60.

DELAWARE RIVER JOINT TOLL BRIDGE COMMISSION

September 18, 2023

PROJECT STATUS REPORT

Conduent provided a few sample tag status files that TransCore has tested and confirmed that the revised formatting is acceptable. TransCore is preparing the test transactions that will be transmitted to the NJ CSC to confirm that they are following the revised ICD format.

TransCore is working with the Commission’s pest control company to treat the toll plaza canopies to prevent insects from impacting the tolling equipment.

TranCore replaced a communication cable at the Easton-Phillipsburg Toll Bridge. The cable connected a sign controller to an overhead LED sign and was damaged by a rodent.

TransCore and Commission staff met to discuss our concerns with the system performance over the past year. TransCore committed to improving quality control and adding additional staff to our contract. Additionally, they are implementing WebTMC which should provide Commission staff with improved access to the tolling system.

Commission Staff and TransCore meet monthly to review and discuss system operational and maintenance items. A weekly call also takes place to briefly review system maintenance items for the week.

ALL ELECTRONIC TOLLING IMPLEMENTATION PLAN

Task Order Assignment No. C-728A-6

(CAS/ KMS)

Rummel, Klepper & Kahl, LLP (RK&K) submitted an initial draft of the all electronic tolling (AET) Implementation Plan document. Commission Staff reviewed the document and provided comments to the RK&K team. The RK&K team is preparing for a workshop with Commission staff to discuss the AET implementation schedule, cost estimate and review comments related to the draft report.

JOB ORDER CONTRACTING SERVICES

JOB ORDER CONTRACTING PROGRAM MANAGER

Contract No. C-727A

(WMC/KMS)

The Gordian Group’s activities included providing program management services in support of individual job orders, setting up new contracts within the information management software and conducting contractor training sessions.

JOB ORDER CONTRACTING SERVICES

FOR BRIDGE, HIGHWAY, AND CIVIL WORK - NORTH REGION

Contract No. T/TS-784A

(WMC/KMS)

DELAWARE RIVER JOINT TOLL BRIDGE COMMISSION

**September 18, 2023
PROJECT STATUS REPORT**

Representatives from Mount Construction Company participated in a training session on June 28th involving the JOC Information Management Software, using the Construction Task Catalog and the understanding the Job Order Development Process.

Notice-to-Proceed was issued effective July 1, 2023.

**JOB ORDER CONTRACTING SERVICES
FOR BRIDGE, HIGHWAY, AND CIVIL WORK - SOUTH REGION
Contract No. T/TS-785A
(WMC/KMS)**

Representatives from Mount Construction Company participated in a training session on June 28th involving the JOC Information Management Software, using the Construction Task Catalog and the understanding the Job Order Development Process.

Notice-to-Proceed was issued effective July 1, 2023.

**JOB ORDER CONTRACTING SERVICES
FOR BUILDING AND FACILITY WORK - NORTH REGION
Contract No. T/TS-786A
(WMC/KMS)**

Representatives from Mount Construction Company participated in a training session on June 28th involving the JOC Information Management Software, using the Construction Task Catalog and the understanding the Job Order Development Process.

Notice-to-Proceed was issued effective July 1, 2023.

**JOB ORDER CONTRACTING SERVICES
FOR BUILDING AND FACILITY WORK - SOUTH REGION
Contract No. T/TS-787A
(WMC/KMS)**

Representatives from A.P. Construction participated in a training session on June 28th involving the JOC Information Management Software, using the Construction Task Catalog and the understanding the Job Order Development Process.

Notice-to-Proceed was issued effective July 1, 2023.

**GENERAL ENGINEERING CONSULTANT
2023-2024 Annual Inspections
Contract No. C-757A
(HDH/MEM/KMS)**

As the Commission's General Engineering Consultant (GEC), Pickering, Corts & Summerson (PCS) provided Annual Inspection Services for the Toll Bridges in 2021, and Toll-Supported bridges in 2022.

DELAWARE RIVER JOINT TOLL BRIDGE COMMISSION

September 18, 2023 PROJECT STATUS REPORT

In 2022 PCS provided:

- Toll-Supported bridge inspections at Centre Bridge-Stockton, New Hope-Lambertville, Riverton-Belvidere, Uhlerstown-Frenchtown, Washington Crossing, Calhoun Street, Upper Black Eddy, Northampton Street, Riegelsville.
- Nighttime sign reflectivity inspections at the Toll-Supported Bridges Facilities.
- An Interim Inspection of US22 over Broad Street in Philipsburg, NJ
- Facilities and Grounds inspections of all Toll-Supported Bridges
- 2022 Annual Inspection and Maintenance Reports.

At the Commission's October 26, 2022 monthly meeting the Commission authorized the Executive Director to exercise the first of two (2) options to extend Contract C-757A, a Professional Services agreement with Pickering, Corts & Summerson (PCS) to provide General Engineering Consulting (GEC) Services to the Delaware River Joint Toll Bridge Commission, by two (2) years, for the 2023 and 2024 calendar years

A kick-off meeting for the 2023-2024 inspection cycle was held on March 28, 2023. The purpose of this meeting was to discuss the coordination of the Commission's resources and the Consultant's activities for the 2023 Toll Bridge Inspections, Facility Inspections & Retro-reflectivity testing. Some Toll-Supported Bridges are due for Interim Inspection in April. PCS, the GEC, outlined the proposed schedule of inspections with calendar dates at each facility and equipment needed for inspections. Personnel from the Commission present at this meeting included Maintenance, Operations and Engineering.

The week of April 17th PCS started their schedule with the interim inspections of the load posted Toll-Supported Bridges due in April 2023. All Interim inspections of the Load Posted Toll-Supported bridges are complete. Facilities and grounds inspections at all toll facility locations were completed late July. Inspection of the Scudder Falls bridges is on-going, and once complete PCS will complete the Inspection Reports. The Draft Maintenance and Annual Reports are expected for Engineering review the beginning of October.

MS4 STORMWATER POLLUTION PREVENTION PLAN (SPPP) UPDATE

Task Order Assignment No. C-729A-1
(JRB/KMS)

Under this Task Order Assignment (TOA) the Consultant, French & Parrello Associates (FPA), is providing professional consulting services to update the Commission's Stormwater Pollution Prevention Plan (SPPP) to incorporate changes from the Stormwater Discharge Master General Permit Renewal permit, covering R12 – Highway Agency Stormwater General Permit, issued January 1, 2020. Additionally, with the completion of the Scudder Falls Bridge Replacement Project, Administration Building at Scudder Falls, acquisition of the Park & Ride property at Scudder Falls, and construction of the Southern Operations & Maintenance Facility at Langhorne, a comprehensive update of the SPPP was necessary.

A kickoff meeting was held with Commission Staff, representatives of FPA, and T&M Associates (sub-consultant) via MS Teams on September 16, 2022. On September 26, 2022, an

DELAWARE RIVER JOINT TOLL BRIDGE COMMISSION

September 18, 2023

PROJECT STATUS REPORT

information gathering site visit was held at the Easton – Phillipsburg Toll Bridge. Attendees included the Deputy Director of Maintenance, DWG & E-P Regional Maintenance Supervisors (RMS), Deputy RMS from Scudder Falls, Engineering, and representatives from FPA and T&M Associates.

On October 5, 2022, site visits for stormwater facilities audits were performed at Milford – Montague TB, Delaware Water Gap TB, and Portland – Columbia TB. On October 19, site visits for stormwater facilities audits were performed at I-78 TB, New Hope – Lambertville TB, Scudder Falls TB, and Trenton – Morrisville TB. A draft updated SPPP Manual was submitted to the Commission on October 28 and comments have been provided to FPA.

On November 10, 2022, site visits for Stormwater Outfall Inspections and mapping were completed at Langhorne and Trenton – Morrisville Toll Bridge. On November 13, site visits for Stormwater Outfall Inspections and mapping were completed at Scudder Falls and New Hope – Lambertville Toll Bridge. Inspections were performed at these facilities because of substantial changes since the original outfall mapping in 2006. Outfall inspections at all other facilities are being completed by Commission maintenance forces.

The final draft of the SPPP was submitted on November 30. A page turn was held with FPA on December 19 and comments were provided. The revised, final SPPP was submitted on December 29. Upon review, revisions to the Stormwater Mapping were necessary. Further revisions were submitted on August 7, 2023. Once revisions are reviewed and there are no further comments, this task order assignment will be closed out.

TRAFFIC ENGINEERING CONSULTANT

2023–2024 Annual Reports

Contract No. C-761A

(CAS/KMS)

There was no activity on this Task Order Assignment.

TRAFFIC COUNT PROGRAM UPGRADE

Contract No. DR-550A

(CAS/KMS)

A Purchase Order was issued to Signal Service, Inc., West Chester, PA for new overhead traffic counters radar units and support materials. Signal Service is a member of the Pennsylvania Department of General Services COSTARS Program. Commission staff are coordinating the installation of new overhead radar units and cabling to replace end of life RTMS (radar) traffic monitoring units that have been failing. The purchase order includes 19 new overhead radar units (includes 2 spare units), and new units have been installed at Interstate 78, Calhoun Street, Lower Trenton, Trenton – Morrisville, Washington Crossing, Portland – Columbia, Delaware Water Gap, New Hope – Lambertville Toll, New Hope – Lambertville Toll-Supported, Uhlerstown – Frenchtown, Easton – Phillipsburg, and Northampton Street. Work will continue in September on replacing the remaining units. Signal Service also reconfigured the Calhoun Street sensor on July 14 and the Washington Crossing sensor on August 15.

DELAWARE RIVER JOINT TOLL BRIDGE COMMISSION

Meeting of September 18, 2023

OPERATIONS

The following Pages reflect the reports on those items assigned to the Operations Department. Each item is reported separately and page numbered accordingly.

DELAWARE RIVER JOINT TOLL BRIDGE COMMISSION

Meeting of September 18, 2023

**OPERATIONS INDEX
FOR
PUBLIC SAFETY AND BRIDGE SECURITY**

SUBJECT	DESCRIPTION	PAGE NUMBER
PSBS	Status Report Month of July/August 2023	1-41

DELAWARE RIVER JOINT TOLL BRIDGE COMMISSION
Meeting of September 18, 2023

PUBLIC SAFETY AND BRIDGE SECURITY
Months of July & August 2023

The below-listed items represent meetings, communications, tasks, and projects involving the Public Safety and Bridge Security Department (PSBS):

Radio System

- Public Safety and Bridge Security (PSBS) continue to work with the New Jersey and Pennsylvania State Police to explore the creation of direct radio contact between all the agencies.
- Public Safety and Bridge Security (PSBS) personnel alone, and in conjunction with the New Jersey State Police investigated various DRJTBC radio issues during July & August 2023.
- In July & August 2023, PSBS installed and programmed new radios for various new vehicles.
- PSBS personnel continue to work with the Regions and IT to update the Maximo radio inventory database.

Access Control System

- In July & August 2023, the Access Control System (ACS) database was audited, and pictures were updated for employees and contractor cards.
- Various employee ACS rights were updated and/or changed at the request of supervisors.
- Various door alarms and ACS issues were investigated and addressed.
- In July & August 2023, PSBS began the process of upgrading the ID badges to more secure technology.
- PSBS has completed making and issuing new ID badges Commission wide.

Public Safety & Bridge Security

DELAWARE RIVER JOINT TOLL BRIDGE COMMISSION
Meeting of September 2023

PUBLIC SAFETY AND BRIDGE SECURITY
Months of July & August 2023

- PSBS continues to arrange for various Pennsylvania State Police (PSP) enforcement details and safety checks at the various Commission bridges.
- PSBS Control Center (CC) continues to operate 24/7 and detected, document, and assisted the regional bridges with various emergencies, traffic, and security-related incidents.
- In July 2023, PSBS worked with Human Resources (HR) on various internal investigations.
- In July and August 2023, PSBS personnel worked with several police departments and DRJTBC personnel on various inquiries and investigations. As a result, PSBS personnel investigated seventy-nine (79) video requests.
- PSBS personnel reviewed and purged the ESS video storage database that contains copies of videos requested by DRJTBC personnel and outside agencies.
- In July 2023, PSBS staff met with Engineering to continue the procurement process of the new Electronic Security and Surveillance (ESS) System Request for Proposal (RFP) which is now identified as Network Video Management System Integrator Services - DB-768A.
- In July 2023, PSBS staff continued to work with Engineering and Maintenance to upgrade the conditions of the Southern Region Bridge Shelters.
- In July 2023, PSBS staff attended a meeting for C-771A-02 (lower Trenton TSB Truck Warning System (Pilot) and a Bridge Monitor Shelter Concept Design)
- In July 2023, PSBS continued working with Engineering to construct the Southern Operations & Maintenance Facilities – Trenton-Morrisville Control Center Project.
- In July 2023, work continued at the New Hope Control Center on the Computer Aided Dispatch System (CAD), and Carousel integrated phone system. PSBS Staff and Engineering continues to conduct Bi-Weekly meetings with Motorola and Carousel regarding the CAD and phone system.
- In July 2023, PSBS staff held interviews for Toll Supported Bridge Monitor position postings.

DELAWARE RIVER JOINT TOLL BRIDGE COMMISSION
Meeting of September 2023

PUBLIC SAFETY AND BRIDGE SECURITY
Months of July & August 2023

- In July 2023, PSBS Senior staff participated in the interviews for the Bridge Security Lieutenant position.
- In July 2023, PSBS personnel provided traffic control for Engineering during the Bridgmaster vehicle test run at SF.
- In August 2023, PSBS personnel attended Water Rescue Training.
- In August 2023, PSBS personnel assisted with traffic control for fireworks at the New Hope-Lambertville Toll Supported Bridge.
- In August 2023, PSBS personnel assisted with traffic control for annual Uhlerstown-Frenchtown church pilgrimage crossing.

Electronic Security Surveillance (ESS) Maintenance

- In July 2023, ESS Maintenance staff started the process of reviewing all the Commission doors that have key locks and updating the maps for each facility.
- In July 2023, ESS Maintenance staff continued assisting the Engineering Department and Signal Services with upgrading and installing Commission traffic counters at Commission facilities.
- In July 2023, ESS Maintenance staff performed various tasks involving the Commission's radio system which included installing batteries for our handheld radios, power supplies for base units, antennas, and full installs and programming of new mobile radios.
- In July 2023, ESS Maintenance Technicians started their training for a CDL license by attending the CDL theory class.
- In July 2023, ESS Maintenance continued upgrading the DRJTBC access control system by installing a new wireless access control reader on the interior Reproduction Room door at New Hope Toll.
- In July 2023, ESS Maintenance is worked with analytics vender BriefCam to update the software on Commission the BriefCam servers.

DELAWARE RIVER JOINT TOLL BRIDGE COMMISSION
Meeting of September 2023

PUBLIC SAFETY AND BRIDGE SECURITY
Months of July & August 2023

- In July 2023, ESS Maintenance staff continued training through online workshops and shadowing Schneider Electric.
- In July 2023, ESS Maintenance staff reviewed and updated the Commission's radio list for each facility.
- In August 2023, ESS Maintenance performed traffic control measures and installed 8 new wireless radios that will support camera video on the I-78 roadway in NJ.
- In August 2023, ESS Maintenance installed a generator at our Riegelsville, PA bridge shelter.
- In August 2023, ESS Maintenance oversaw the installation of new access control card readers by Schneider Electric at the I-78 Administration Building and New Hope Toll.
- In August 2023, ESS Maintenance installed a new tv, coax cable for cable TV, and power for the Purchasing Dept.
- In August 2023, ESS Maintenance escorted and helped inventory the new CAD system hardware with the Motorola at New Hope Toll.

Miscellaneous

- In July 2023, PSBS personnel assisted Maintenance with various traffic-related activities.
- During the month of July 2023, PSBS personnel worked with Maintenance and Engineering to explore ideas to reduce the number of vehicle crashes into the attenuators at the various toll bridges.
- During the months of July and August 2023, PSBS continued to work with Engineering to arrange for the installation of a security fence under and around the William Trent overpass area under Route 1 to prevent encampments.

Toll Bridge Operations

1. Held weekly Teams meetings with Lieutenants and DDOT to keep staff informed of any updates and answer questions
2. Attended via Teams – IAG Operations Committee Meeting, July 13, 2023.

DELAWARE RIVER JOINT TOLL BRIDGE COMMISSION
Meeting of September 2023

PUBLIC SAFETY AND BRIDGE SECURITY
Months of July & August 2023

3. Attended via Teams Southern Operations and Maintenance Facilities Improvements bi-weekly progress meeting
4. Participated in the Toll Corporal interview process
5. Attended monthly TransCore maintenance meeting
6. Participate in TransCore weekly Teams meetings and assist with any toll system updates
7. Continue to conduct Part-time Toll Collector interviews – Onboard and organize the training of the new Part-time Toll Collectors
8. Track existing Part-time Toll Collector hours - 300/600-hour evaluations
9. Prepare weekly and monthly reports regarding Cash Deposits and Cash Transactions at each location
10. Continue to monitor the daily Garda pickups and prepare a weekly report
11. Work with TES to schedule training for Toll personnel
12. Continue to monitor traffic flow to adjust schedules
13. Handle Toll personnel matters
14. Approve and monitor payroll / address any ADP or portal issues
15. Visited toll locations to meet with staff and discuss any issues

July 2023

Bridges	N/R Accidents		Reportable Accidents		Motorist Assists		Other	
	NJ	PA	NJ	PA	NJ	PA	NJ	PA
Milford-Montague Toll Bridge (R0440)	0	0	1	0	0	0	0	0
Delaware Water Gap Toll Bridge (N0641)	0	1	1	0	1	0	0	2
Portland-Columbia Pedestrian TSB (M0642)	0	0	0	0	0	0	0	0
Portland-Columbia Toll Bridge (M0643)	0	0	0	0	0	0	0	0
Riverton-Belvidere Toll Supported Bridge (M0644)	0	0	1	0	0	0	0	0
Easton-Phillipsburg Toll Bridge (M0645)	0	0	1	0	2	0	0	2
Northampton St TSB (M0646)	0	0	1	0	0	0	0	1
I-78 Toll Bridge (M0646)	0	3	1	0	2	8	0	18
Riegelsville Toll Supported Bridge (M0248)	0	1	0	0	0	0	0	2
Upper Black Eddy Milford Toll Supported (M0249)	0	0	0	0	0	0	0	0
Uhlertown Frenchtown TSB (M0250)	0	0	0	0	0	0	0	0
Lumberville Raven Rock TSB Ped. (M0251)	0	0	0	0	0	0	0	0
Centre Bridge Stockton TSB (M0252)	0	0	0	0	0	0	0	0
New Hope Lambertville Toll (M0253)	0	1	1	0	0	0	0	0
New Hope Lambertville TSB (M0254)	0	0	1	0	0	0	0	2
Washington Crossing TSB (M0355)	0	0	2	0	0	0	0	0
Scudder Falls Toll (M0356)	0	0	1	0	2	0	0	0
Calhoun St TSB (M0357)	0	0	0	0	0	0	0	0
Lower Trenton TSB (M0358)	0	0	1	0	0	0	0	1
Morrisville Trenton Toll (M0359)	0	7	0	0	0	2	0	1

	Citations	Warnings	Security Checks
New Jersey State Police	17	22	503
Pennsylvania State Police	101	138	619

July 2023 Overweight Crossings-Central Region

7/31/2023

Bridge	Total Turnarounds	Total Overweights	Total Manned	Total Unmanned	NJSP Response	Summons Issued	Warnings Issued	PSP Response	Citations Issued	Warnings Issued2	Local Police Response	No Response Requested
Riverton-Belvidere	192	5	1	4	4	1	3	1	1	0	0	0
Northampton St.	843	4	4	0	4	2	2	0	0	0	0	0
Riegelsville	270	0	0	0	0	0	0	0	0	0	0	0
Uhlerstown - Frenchtown	210	3	1	2	1	1	0	2	2	0	0	0
July Totals	1515	12	6	6	9	4	5	3	3	0	0	0
Bridge	Total Turnarounds	Total Overweights	Total Manned	Total Unmanned	NJSP Response	Summons Issued	Warnings Issued	PSP Response	Citations Issued	Warnings Issued	Local Police Response	No Response Requested
Riverton-Belvidere	872	32	8	23	22	5	17	7	4	3	0	3
Northampton St.	4595	19	19	0	15	9	6	2	1	1	0	2
Riegelsville	1271	3	3	0	1	1	0	1	1	0	0	1
Uhlerstown - Frenchtown	833	13	2	11	9	7	2	2	2	0	0	2
Year to Date Totals	7571	67	32	34	47	22	25	12	8	4	0	8

July 2023 Overweight Crossings-Southern Region

7/31/2023

Bridge	Total Turnarounds	Total Overweights	Total Manned	Total Unmanned	NJSP Response	Summons Issued	Warnings Issued	PSP Response	Citations Issued	Warnings Issued2	Local Police Response	No Response
Lower Trenton	0	2	1	1	1	1	0	1	0	1	0	0
Calhoun Street	112	1	1	0	1	0	1	0	0	0	0	0
Washington Crossing	242	0	0	0	0	0	0	0	0	0	0	0
New Hope	212	0	0	0	0	0	0	0	0	0	0	0
Lambertville												
Centre Bridge	93	5	0	5	5	4	1	0	0	0	0	0
Stockton												
July Totals	659	8	2	6	7	5	2	1	0	1	0	0

Bridge	Total Turnarounds	Total Overweights	Total Manned	Total Unmanned	NJSP Response	Summons Issued	Warnings Issued	PSP Response	Citations Issued	Warnings Issued	Local Police Response	No Response
Lower Trenton	0	12	1	11	1	1	0	11	7	4	0	0
Calhoun Street	563	7	5	2	2	1	1	5	0	5	0	0
Washington Crossing	1206	13	6	7	6	6	0	7	5	2	0	0
New Hope	962	12	12	0	3	3	0	9	7	2	0	0
Lambertville												
Centre Bridge	610	20	0	20	19	15	4	0	0	0	0	1
Stockton												
Year to Date Totals	3341	64	24	40	31	26	5	32	19	13	0	1

DELAWARE RIVER JOINT TOLL BRIDGE COMMISSION

MONTHLY ACTIVITY SERVICES RENDERED REPORT

BRIDGE Riverton-Belvidere

MONTH July

YEAR 2023

ACTIVITY/SERVICE	WEEK OF 8-Jul	WEEK OF 15-Jul	WEEK OF 22-Jul	WEEK OF 31-Jul	TOTAL
Hours Worked	168	168	168	168	672
Patrols	74	54	70	79	277
Overweight Crossings	1	1	2	1	5
Overweights Refused	54	51	39	48	192
Pass Through	5	16	28	12	61
Disabled Vehicles	0	0	0	0	0
Accidents	0	0	0	0	0
Police Requests	4	15	12	7	38
Fire Dept. Requests	0	0	0	0	0
EMS / First Aid Requests	0	0	0	0	0
Traffic Control	16	35	27	12	90
Jumpers / Code 100	0	0	0	0	0
Public Interactions	68	73	70	70	281
Bicycle Warnings	12	1	5	0	18
Other	8	10	10	7	35

NOTES:

DELAWARE RIVER JOINT TOLL BRIDGE COMMISSION

MONTHLY ACTIVITY SERVICES RENDERED REPORT

BRIDGE Northampton Street

MONTH July

YEAR 2023

ACTIVITY/SERVICE	WEEK OF 8-Jul	WEEK OF 15-Jul	WEEK OF 22-Jul	WEEK OF 31-Jul	TOTAL
Hours Worked	336	336	336	336	1344
Patrols	162	135	164	159	620
Overweight Crossings	1	1	1	1	4
Overweights Refused	210	228	206	199	843
Pass Through	4	0	0	2	6
Disabled Vehicles	1	0	0	1	2
Accidents	1	0	0	0	1
Police Requests	1	0	0	1	2
Fire Dept. Requests	0	0	0	2	2
EMS / First Aid Requests	0	0	0	0	0
Traffic Control	31	47	30	25	133
Jumpers / Code 100	0	0	0	0	0
Public Interactions	181	188	159	222	750
Bicycle Warnings	21	33	34	17	105
Other	25	23	23	21	92

NOTES:

DELAWARE RIVER JOINT TOLL BRIDGE COMMISSION

MONTHLY ACTIVITY SERVICES RENDERED REPORT

BRIDGE Riegelsville

MONTH July

YEAR 2023

ACTIVITY/SERVICE	WEEK OF 8-Jul	WEEK OF 15-Jul	WEEK OF 22-Jul	WEEK OF 31-Jul	TOTAL
Hours Worked	336	336	336	336	1344
Patrols	155	112	145	147	559
Overweight Crossings	0	0	0	0	0
Overweights Refused	81	63	65	61	270
Pass Through	6	1	0	6	13
Disabled Vehicles	0	0	1	0	1
Accidents	0	0	0	0	0
Police Requests	0	2	1	0	3
Fire Dept. Requests	0	0	0	1	1
EMS / First Aid Requests	0	0	0	0	0
Traffic Control	0	0	1	5	6
Jumpers / Code 100	0	0	0	0	0
Public Interactions	55	58	66	65	244
Bicycle Warnings	3	2	8	7	20
Other	21	21	20	17	79

NOTES:

DELAWARE RIVER JOINT TOLL BRIDGE COMMISSION

MONTHLY ACTIVITY SERVICES RENDERED REPORT

BRIDGE Upper Black Eddy-Milford

MONTH July

YEAR 2023

ACTIVITY/SERVICE	WEEK OF 8-Jul	WEEK OF 15-Jul	WEEK OF 22-Jul	WEEK OF 31-Jul	TOTAL
Hours Worked	12	3	16	0	31
Patrols	6	2	8	0	16
Overweight Crossings	0	0	0	0	0
Overweights Refused	0	0	0	0	0
Pass Through	0	0	0	0	0
Disabled Vehicles	0	0	0	0	0
Accidents	0	0	0	0	0
Police Requests	0	0	0	0	0
Fire Dept. Requests	0	0	0	0	0
EMS / First Aid Requests	0	0	0	0	0
Traffic Control	0	0	0	0	0
Jumpers / Code 100	0	0	0	0	0
Public Interactions	6	0	4	0	10
Bicycle Warnings	0	0	1	0	1
Other	1	1	2	0	4

NOTES:

DELAWARE RIVER JOINT TOLL BRIDGE COMMISSION

MONTHLY ACTIVITY SERVICES RENDERED REPORT

BRIDGE Uhlerstown-Frenchtown

MONTH July

YEAR 2023

ACTIVITY/SERVICE	WEEK OF 8-Jul	WEEK OF 15-Jul	WEEK OF 22-Jul	WEEK OF 31-Jul	TOTAL
Hours Worked	56	52	84	52	244
Patrols	28	25	34	19	106
Overweight Crossings	0	1	1	1	3
Overweights Refused	43	54	57	56	210
Pass Through	6	6	9	4	25
Disabled Vehicles	0	0	0	0	0
Accidents	0	0	0	0	0
Police Requests	0	0	0	1	1
Fire Dept. Requests	0	0	0	0	0
EMS / First Aid Requests	0	0	0	0	0
Traffic Control	2	5	5	3	15
Jumpers / Code 100	0	0	0	0	0
Public Interactions	42	51	73	28	194
Bicycle Warnings	13	7	10	1	31
Other	7	5	7	5	24

NOTES:

DELAWARE RIVER JOINT TOLL BRIDGE COMMISSION

MONTHLY ACTIVITY SERVICES RENDERED REPORT

BRIDGE Portland-Columbia Pedestrian

MONTH July

YEAR 2023

ACTIVITY/SERVICE	WEEK OF 8-Jul	WEEK OF 15-Jul	WEEK OF 22-Jul	WEEK OF 31-Jul	TOTAL
Hours Worked	0	0	0	0	0
Patrols	14	16	14	16	60
Overweight Crossings	0	0	0	0	0
Overweights Refused	0	0	0	0	0
Pass Through	0	0	0	0	0
Disabled Vehicles	0	0	0	0	0
Accidents	0	0	0	0	0
Police Requests	0	0	0	0	0
Fire Dept. Requests	0	0	0	0	0
EMS / First Aid Requests	0	0	0	0	0
Traffic Control	0	0	0	0	0
Jumpers / Code 100	0	0	0	0	0
Public Interactions	0	0	0	0	0
Bicycle Warnings	0	0	0	0	0
Other	0	0	0	0	0

NOTES:

DELAWARE RIVER JOINT TOLL BRIDGE COMMISSION

MONTHLY ACTIVITY SERVICES RENDERED REPORT

BRIDGE Centre-Bridge Stockton

MONTH July

YEAR 2023

ACTIVITY/SERVICE	WEEK OF 8-Jul	WEEK OF 15-Jul	WEEK OF 22-Jul	WEEK OF 31-Jul	TOTAL
Hours Worked	96	72	84	108	360
Patrols	28	17	25	19	89
Overweight Crossings	2	1	0	2	5
Overweights Refused	25	26	25	17	93
Pass Through	7	2	5	5	19
Disabled Vehicles	0	0	0	0	0
Accidents	0	0	0	0	0
Police Requests	2	1	0	2	5
Fire Dept. Requests	0	0	0	0	0
EMS / First Aid Requests	0	0	0	0	0
Traffic Control	35	29	35	24	123
Jumpers / Code 100	0	0	0	0	0
Public Interactions	57	32	39	33	161
Bicycle Warnings	12	3	4	8	27
Other	0	0	0	0	0

NOTES:

DELAWARE RIVER JOINT TOLL BRIDGE COMMISSION

MONTHLY ACTIVITY SERVICES RENDERED REPORT

BRIDGE New Hope - Lambertville

MONTH July

YEAR 2023

ACTIVITY/SERVICE	WEEK OF 8-Jul	WEEK OF 15-Jul	WEEK OF 22-Jul	WEEK OF 31-Jul	TOTAL
Hours Worked	384	336	336	432	1488
Patrols	145	148	138	129	560
Overweight Crossings	0	0	0	0	0
Overweights Refused	27	56	83	46	212
Pass Through	2	14	7	7	30
Disabled Vehicles	0	0	0	1	1
Accidents	0	0	0	0	0
Police Requests	0	0	0	1	1
Fire Dept. Requests	0	0	0	0	0
EMS / First Aid Requests	0	0	0	1	1
Traffic Control	35	65	88	45	233
Jumpers / Code 100	0	0	0	0	0
Public Interactions	682	495	583	562	2322
Bicycle Warnings	77	36	43	45	201
Other	0	0	0	0	0

NOTES:

DELAWARE RIVER JOINT TOLL BRIDGE COMMISSION

MONTHLY ACTIVITY SERVICES RENDERED REPORT

BRIDGE Washington Crossing

MONTH July

YEAR 2023

ACTIVITY/SERVICE	WEEK OF 8-Jul	WEEK OF 15-Jul	WEEK OF 22-Jul	WEEK OF 31-Jul	TOTAL
Hours Worked	192	168	168	216	744
Patrols	41	33	42	43	159
Overweight Crossings	0	0	0	0	0
Overweights Refused	66	37	74	65	242
Pass Through	4	2	1	8	15
Disabled Vehicles	0	0	0	0	0
Accidents	0	0	1	0	1
Police Requests	0	0	1	0	1
Fire Dept. Requests	0	0	0	0	0
EMS / First Aid Requests	0	0	0	0	0
Traffic Control	65	34	76	43	218
Jumpers / Code 100	0	0	0	0	0
Public Interactions	65	35	58	17	175
Bicycle Warnings	12	6	11	17	46
Other	0	0	0	0	0

NOTES:

DELAWARE RIVER JOINT TOLL BRIDGE COMMISSION

MONTHLY ACTIVITY SERVICES RENDERED REPORT

BRIDGE Calhoun Street

MONTH July

YEAR 2023

ACTIVITY/SERVICE	WEEK OF 8-Jul	WEEK OF 15-Jul	WEEK OF 22-Jul	WEEK OF 31-Jul	TOTAL
Hours Worked	370	296	336	408	1410
Patrols	75	96	110	57	338
Overweight Crossings	0	1	0	0	1
Overweights Refused	25	28	32	27	112
Pass Through	5	9	3	5	22
Disabled Vehicles	0	0	0	1	1
Accidents	1	0	0	0	1
Police Requests	1	1	0	1	3
Fire Dept. Requests	0	0	0	0	0
EMS / First Aid Requests	0	0	0	0	0
Traffic Control	23	25	39	25	112
Jumpers / Code 100	0	0	0	0	0
Public Interactions	31	83	43	58	215
Bicycle Warnings	8	10	6	7	31
Other	0	0	0	0	0

NOTES:

DELAWARE RIVER JOINT TOLL BRIDGE COMMISSION

MONTHLY ACTIVITY SERVICES RENDERED REPORT

BRIDGE Lower Trenton

MONTH July

YEAR 2023

ACTIVITY/SERVICE	WEEK OF 8-Jul	WEEK OF 15-Jul	WEEK OF 22-Jul	WEEK OF 31-Jul	TOTAL
Hours Worked	0	0	0	0	0
Patrols	0	0	0	0	0
Overweight Crossings	2	0	0	0	2
Overweights Refused	0	0	0	0	0
Pass Through	0	0	0	0	0
Disabled Vehicles	0	0	0	0	0
Accidents	0	1	0	0	1
Police Requests	2	1	0	0	3
Fire Dept. Requests	0	0	0	0	0
EMS / First Aid Requests	0	0	0	0	0
Traffic Control	0	0	0	0	0
Jumpers / Code 100	0	0	0	0	0
Public Interactions	0	0	0	0	0
Bicycle Warnings	0	0	0	0	0
Other	0	0	0	0	0

NOTES:

DELAWARE RIVER JOINT TOLL BRIDGE COMMISSION

MONTHLY ACTIVITY SERVICES RENDERED REPORT

BRIDGE Lumberville - Raven Rock

MONTH July

YEAR 2023

ACTIVITY/SERVICE	WEEK OF 8-Jul	WEEK OF 15-Jul	WEEK OF 22-Jul	WEEK OF 31-Jul	TOTAL
Hours Worked	0	0	0	0	0
Patrols	9	11	13	12	45
Overweight Crossings	0	0	0	0	0
Overweights Refused	0	0	0	0	0
Pass Through	0	0	0	0	0
Disabled Vehicles	0	0	0	0	0
Accidents	0	0	0	0	0
Police Requests	0	0	0	0	0
Fire Dept. Requests	0	0	0	0	0
EMS / First Aid Requests	0	0	0	0	0
Traffic Control	0	0	0	0	0
Jumpers / Code 100	0	0	0	0	0
Public Interactions	0	0	0	0	0
Bicycle Warnings	0	0	0	0	0
Other	0	0	0	0	0

NOTES:

SR/CR July 2023 YTD Overweight Turnarounds/Crossings Report

Southern Region Bridge	Total Turnarounds	NJ Side Turnarounds	PA Side Turnarounds	Total Overweights
Lower Trenton	0	0	0	2
Calhoun Street	112	70	42	1
Washington Crossing	242	202	40	0
New Hope Lambertville	212	170	42	0
Centre Bridge Stockton	93	68	25	5
YTD SR Totals	659	510	149	8
Central Region Bridge	Total Turnarounds	NJ Side Turnarounds	PA Side Turnarounds	Total Overweights
Riverton-Belvidere	192	160	32	5
Northampton St.	843	760	83	4
Riegelsville	270	188	82	0
Uhlerstown - Frenchtown	210	192	18	3
YTD CR Totals	1515	1300	215	12
Southern/Central Region Bridges	Total Turnarounds	Total Turnarounds NJ Side	Total Turnarounds PA Side	Total Overweights
July YTD SR/CR Totals	10,933	9,303	1630	131

AC Monthly Activity Report

July 2023

Location	Bridge Checks	Overweights	Accidents	Jumpers	Disabled Vehicles	Medical Emergencies
Lower Trenton	114	2	0	0	0	0
Calhoun Street	119	1	1	0	2	0
Scudder Falls	298	0	2	0	9	0
Washington Crossing	88	0	0	0	0	0
New Hope	82	0	0	0	0	1
Lambertville Centre Bridge	56	5	0	0	0	0
Stockton	45	0	0	0	0	0
Lumberville	45	0	0	0	0	0
RavenRock	45	0	0	0	0	0
Uhlersown	90	3	0	2	0	1
Frenchtown	90	3	0	2	0	1
Upper Black Eddy	94	0	0	0	0	0
Milford	94	0	0	0	0	0
Riegelsville	149	0	0	0	0	0
Northampton St.	203	4	0	3	0	1
Riverton	100	5	0	0	0	0
Belvidere	100	5	0	0	0	0
Portland Columbia	54	0	0	0	0	0
Totals	1492	20	3	5	11	3

Yearly Totals

Location	Bridge Checks	Overweights	Accidents	Jumpers	Disabled Vehicles	Medical Emergencies
Lower Trenton	823	11	14	4	4	5
Calhoun Street	830	7	15	0	7	1
Scudder Falls	2110	0	11	1	53	4
Washington Crossing	737	11	19	1	5	1
New Hope	562	11	4	0	0	3
Lambertville Centre Bridge	432	19	2	0	1	1
Stockton	432	19	2	0	1	1
Lumberville	261	0	0	0	0	0
RavenRock	261	0	0	0	0	0

Location	Bridge Checks	Overweights	Accidents	Jumpers	Disabled Vehicles	Medical Emeraencies
Uhlersown Frenchtown Upper Black Eddy Milford	622	11	4	2	0	1
Riegelsville	686	0	0	0	0	0
Northampton St.	1142	3	2	0	0	0
Riverton Belvidere	1420	16	6	5	4	8
Portland Columbia	712	29	3	0	0	2
Totals	318	0	0	0	0	0
	10655	118	80	13	74	26

July 2023 Overweight Crossings-Southern Region

7/31/2023

Bridge	Total Turnarounds	Total Overweights	Total Manned	Total Unmanned	NJSP Response	Summons Issued	Warnings Issued	PSP Response	Citations Issued	Warnings Issued2	Local Police Response	No Response
Lower Trenton	0	2	1	1	1	1	0	1	0	1	0	0
Calhoun Street	112	1	1	0	1	0	1	0	0	0	0	0
Washington Crossing	242	0	0	0	0	0	0	0	0	0	0	0
New Hope	212	0	0	0	0	0	0	0	0	0	0	0
Lambertville	93	5	0	5	5	4	1	0	0	0	0	0
Centre Bridge												
Stockton												
July Totals	659	8	2	6	7	5	2	1	0	1	0	0

Bridge	Total Turnarounds	Total Overweights	Total Manned	Total Unmanned	NJSP Response	Summons Issued	Warnings Issued	PSP Response	Citations Issued	Warnings Issued	Local Police Response	No Response
Lower Trenton	0	12	1	11	1	1	0	11	7	4	0	0
Calhoun Street	563	7	5	2	2	1	1	5	0	5	0	0
Washington Crossing	1206	13	6	7	6	6	0	7	5	2	0	0
New Hope	962	12	12	0	3	3	0	9	7	2	0	0
Lambertville	610	20	0	20	19	15	4	0	0	0	0	1
Centre Bridge												
Stockton												
Year to Date Totals	3341	64	24	40	31	26	5	32	19	13	0	1

August 202 Overweight Crossings-Central Region

8/31/2023

Bridge	Total Turnarounds	Total Overweights	Total Manned	Total Unmanned	NJSP Response	Summons Issued	Warnings Issued	PSP Response	Citations Issued	Warnings Issued2	Local Police Response	No Response Requested
Riverton-Belvidere	134	8	1	7	7	2	5	0	0	0	0	1
Northampton St.	785	2	2	0	1	1	0	1	1	0	0	0
Riegelsville	242	0	0	0	0	0	0	0	0	0	0	0
Uhlerstown - Frenchtown	178	3	0	3	3	2	1	0	0	0	0	0
August Totals	1339	13	3	10	11	5	6	1	1	0	0	1
Bridge	Total Turnarounds	Total Overweights	Total Manned	Total Unmanned	NJSP Response	Summons Issued	Warnings Issued	PSP Response	Citations Issued	Warnings Issued	Local Police Response	No Response Requested
Riverton-Belvidere	1006	40	9	30	29	7	22	7	4	3	0	4
Northampton St.	5380	21	21	0	16	10	6	3	2	1	0	2
Riegelsville	1513	3	3	0	1	1	0	1	1	0	0	1
Uhlerstown - Frenchtown	1011	16	2	14	12	9	3	2	2	0	0	2
Year to Date Totals	8910	80	35	44	58	27	31	13	9	4	0	9

August 2023 Overweight Crossings-Southern Region

8/31/2023

Bridge	Total Turnarounds	Total Overweights	Total Manned	Total Unmanned	NJSP Response	Summons Issued	Warnings Issued	PSP Response	Citations Issued	Warnings Issued2	Local Police Response	No Response
Lower Trenton	0	0	0	0	0	0	0	0	0	0	0	0
Calhoun Street	113	4	4	0	2	0	2	2	0	2	0	0
Washington Crossing	183	4	1	3	4	1	3	0	0	0	0	0
New Hope	181	2	2	0	2	1	1	0	0	0	0	0
Lambertville												
Centre Bridge	109	4	0	4	4	3	1	0	0	0	0	0
Stockton												
August Totals	586	14	7	7	12	5	7	2	0	2	0	0

Bridge	Total Turnarounds	Total Overweights	Total Manned	Total Unmanned	NJSP Response	Summons Issued	Warnings Issued	PSP Response	Citations Issued	Warnings Issued	Local Police Response	No Response
Lower Trenton	0	12	1	11	1	1	0	11	7	4	0	0
Calhoun Street	564	11	9	2	4	1	3	7	0	7	0	0
Washington Crossing	1147	17	7	10	10	7	3	7	5	2	0	0
New Hope	931	14	14	0	5	4	1	9	7	2	0	0
Lambertville												
Centre Bridge	626	24	0	24	23	18	5	0	0	0	0	1
Stockton												
Year to Date Totals	3268	78	31	47	43	31	12	34	19	15	0	1

SR/CR August 2023 YTD Overweight Turnarounds/Crossings Report

Southern Region Bridge	Total Turnarounds	NJ Side Turnarounds	PA Side Turnarounds	Total Overweights
Lower Trenton	0	0	0	0
Calhoun Street	113	83	30	4
Washington Crossing	183	163	20	4
New Hope Lambertville	181	149	32	2
Centre Bridge Stockton	109	87	22	4
YTD SR Totals	586	482	104	14
Central Region Bridge	Total Turnarounds	NJ Side Turnarounds	PA Side Turnarounds	Total Overweights
Riverton-Belvidere	134	114	20	8
Northampton St.	785	700	85	2
Riegelsville	242	169	73	0
Uhlerstown - Frenchtown	178	163	15	3
YTD CR Totals	1339	1146	193	13
Southern/Central Region Bridges	Total Turnarounds	Total Turnarounds NJ Side	Total Turnarounds PA Side	Total Overweights
August YTD SR/CR Totals	12858	10931	1927	158

DELAWARE RIVER JOINT TOLL BRIDGE COMMISSION

MONTHLY ACTIVITY SERVICES RENDERED REPORT

BRIDGE Riverton-Belvidere

MONTH August

YEAR 2023

ACTIVITY/SERVICE	WEEK OF 5-Aug	WEEK OF 12-Aug	WEEK OF 19-Aug	WEEK OF 31-Aug	TOTAL
Hours Worked	168	168	168	168	672
Patrols	78	70	78	78	304
Overweight Crossings	2	1	1	3	7
Overweights Refused	52	32	24	26	134
Pass Through	19	25	9	22	75
Disabled Vehicles	0	1	0	0	1
Accidents	0	0	1	0	1
Police Requests	4	13	8	14	39
Fire Dept. Requests	0	0	0	0	0
EMS / First Aid Requests	0	0	0	0	0
Traffic Control	42	15	19	21	97
Jumpers / Code 100	0	0	0	0	0
Public Interactions	93	50	54	75	272
Bicycle Warnings	0	7	3	3	13
Other	11	6	11	10	38

NOTES:

DELAWARE RIVER JOINT TOLL BRIDGE COMMISSION

MONTHLY ACTIVITY SERVICES RENDERED REPORT

BRIDGE Northampton Street

MONTH August

YEAR 2023

ACTIVITY/SERVICE	WEEK OF 5-Aug	WEEK OF 12-Aug	WEEK OF 19-Aug	WEEK OF 31-Aug	TOTAL
Hours Worked	336	336	336	336	1344
Patrols	165	164	167	165	661
Overweight Crossings	1	1	0	0	2
Overweights Refused	201	189	200	195	785
Pass Through	5	2	0	16	23
Disabled Vehicles	0	0	0	1	1
Accidents	1	0	0	0	1
Police Requests	3	2	0	0	5
Fire Dept. Requests	1	0	0	0	1
EMS / First Aid Requests	3	0	1	0	4
Traffic Control	59	37	34	64	194
Jumpers / Code 100	0	0	0	0	0
Public Interactions	185	181	168	201	735
Bicycle Warnings	25	20	16	23	84
Other	23	25	26	22	96

NOTES:

DELAWARE RIVER JOINT TOLL BRIDGE COMMISSION

MONTHLY ACTIVITY SERVICES RENDERED REPORT

BRIDGE Riegelsville

MONTH August

YEAR 2023

ACTIVITY/SERVICE	WEEK OF 5-Aug	WEEK OF 12-Aug	WEEK OF 19-Aug	WEEK OF 31-Aug	TOTAL
Hours Worked	336	336	336	336	1344
Patrols	139	155	157	150	601
Overweight Crossings	0	0	0	0	0
Overweights Refused	68	57	53	64	242
Pass Through	1	7	8	1	17
Disabled Vehicles	0	0	0	0	0
Accidents	0	0	0	0	0
Police Requests	2	0	1	0	3
Fire Dept. Requests	1	0	0	0	1
EMS / First Aid Requests	0	0	0	0	0
Traffic Control	9	4	22	1	36
Jumpers / Code 100	0	0	0	0	0
Public Interactions	33	98	124	80	335
Bicycle Warnings	0	3	1	3	7
Other	24	24	24	22	94

NOTES:

DELAWARE RIVER JOINT TOLL BRIDGE COMMISSION

MONTHLY ACTIVITY SERVICES RENDERED REPORT

BRIDGE Upper Black Eddy-Milford

MONTH August

YEAR 2023

ACTIVITY/SERVICE	WEEK OF 5-Aug	WEEK OF 12-Aug	WEEK OF 19-Aug	WEEK OF 31-Aug	TOTAL
Hours Worked	36	12	12	40	100
Patrols	20	6	6	20	52
Overweight Crossings	0	0	0	0	0
Overweights Refused	0	0	0	0	0
Pass Through	0	0	0	0	0
Disabled Vehicles	0	0	0	0	0
Accidents	0	0	0	1	1
Police Requests	0	0	0	1	1
Fire Dept. Requests	0	0	0	0	0
EMS / First Aid Requests	0	0	0	0	0
Traffic Control	0	0	0	0	0
Jumpers / Code 100	0	0	0	0	0
Public Interactions	5	0	3	22	30
Bicycle Warnings	0	0	0	2	2
Other	3	1	0	4	8

NOTES:

DELAWARE RIVER JOINT TOLL BRIDGE COMMISSION

MONTHLY ACTIVITY SERVICES RENDERED REPORT

BRIDGE Uhlerstown-Frenchtown

MONTH August

YEAR 2023

ACTIVITY/SERVICE	WEEK OF 5-Aug	WEEK OF 12-Aug	WEEK OF 19-Aug	WEEK OF 31-Aug	TOTAL
Hours Worked	112	42	56	126	336
Patrols	52	15	30	59	156
Overweight Crossings	2	0	0	1	3
Overweights Refused	90	30	7	51	178
Pass Through	8	8	3	9	28
Disabled Vehicles	0	0	0	0	0
Accidents	0	0	0	1	1
Police Requests	2	1	0	2	5
Fire Dept. Requests	0	0	0	0	0
EMS / First Aid Requests	0	0	0	0	0
Traffic Control	10	2	0	12	24
Jumpers / Code 100	0	0	0	0	0
Public Interactions	52	7	16	74	149
Bicycle Warnings	11	1	1	3	16
Other	9	3	4	11	27

NOTES:

DELAWARE RIVER JOINT TOLL BRIDGE COMMISSION

MONTHLY ACTIVITY SERVICES RENDERED REPORT

BRIDGE Portland-Columbia Pedestrian

MONTH August

YEAR 2023

ACTIVITY/SERVICE	WEEK OF 5-Aug	WEEK OF 12-Aug	WEEK OF 19-Aug	WEEK OF 31-Aug	TOTAL
Hours Worked	0	0	0	0	0
Patrols	14	19	14	16	63
Overweight Crossings	0	0	0	0	0
Overweights Refused	0	0	0	0	0
Pass Through	0	0	0	0	0
Disabled Vehicles	0	0	0	0	0
Accidents	0	0	0	0	0
Police Requests	0	0	0	0	0
Fire Dept. Requests	0	0	0	0	0
EMS / First Aid Requests	0	0	0	0	0
Traffic Control	0	0	0	0	0
Jumpers / Code 100	0	0	0	0	0
Public Interactions	0	0	0	0	0
Bicycle Warnings	0	0	0	0	0
Other	0	0	0	0	0

NOTES:

DELAWARE RIVER JOINT TOLL BRIDGE COMMISSION

MONTHLY ACTIVITY SERVICES RENDERED REPORT

BRIDGE Centre-Bridge Stockton

MONTH August

YEAR 2023

ACTIVITY/SERVICE	WEEK OF 5-Aug	WEEK OF 12-Aug	WEEK OF 19-Aug	WEEK OF 31-Aug	TOTAL
Hours Worked	60	108	96	156	420
Patrols	24	26	32	23	105
Overweight Crossings	0	1	1	2	4
Overweights Refused	23	29	31	26	109
Pass Through	4	7	6	14	31
Disabled Vehicles	0	0	0	0	0
Accidents	0	1	0	0	1
Police Requests	0	2	1	2	5
Fire Dept. Requests	0	0	0	0	0
EMS / First Aid Requests	0	0	0	0	0
Traffic Control	27	37	32	37	133
Jumpers / Code 100	0	0	0	0	0
Public Interactions	35	47	62	38	182
Bicycle Warnings	18	29	10	20	77
Other					0

NOTES:

DELAWARE RIVER JOINT TOLL BRIDGE COMMISSION

MONTHLY ACTIVITY SERVICES RENDERED REPORT

BRIDGE New Hope - Lambertville

MONTH August

YEAR 2023

ACTIVITY/SERVICE	WEEK OF 5-Aug	WEEK OF 12-Aug	WEEK OF 19-Aug	WEEK OF 31-Aug	TOTAL
Hours Worked	240	336	336	576	1488
Patrols	100	139	133	132	504
Overweight Crossings	1	0	1	0	2
Overweights Refused	37	53	43	48	181
Pass Through	2	5	3	7	17
Disabled Vehicles	0	0	0	0	0
Accidents	0	0	0	0	0
Police Requests	1	0	1	0	2
Fire Dept. Requests	0	0	0	0	0
EMS / First Aid Requests	0	0	0	0	0
Traffic Control	36	54	41	50	181
Jumpers / Code 100	0	0	0	0	0
Public Interactions	451	656	646	488	2241
Bicycle Warnings	36	45	33	60	174
Other					0

NOTES:

DELAWARE RIVER JOINT TOLL BRIDGE COMMISSION

MONTHLY ACTIVITY SERVICES RENDERED REPORT

BRIDGE Washington Crossing

MONTH August

YEAR 2023

ACTIVITY/SERVICE	WEEK OF 5-Aug	WEEK OF 12-Aug	WEEK OF 19-Aug	WEEK OF 31-Aug	TOTAL
Hours Worked	120	168	168	288	744
Patrols	5	36	35	34	110
Overweight Crossings	0	2	0	2	4
Overweights Refused	26	45	55	57	183
Pass Through	0	0	3	5	8
Disabled Vehicles	0	0	0	0	0
Accidents	0	1	0	1	2
Police Requests	0	3	0	3	6
Fire Dept. Requests	0	0	0	0	0
EMS / First Aid Requests	0	0	0	0	0
Traffic Control	26	46	58	64	194
Jumpers / Code 100	0	0	0	0	0
Public Interactions	23	73	36	59	191
Bicycle Warnings	8	8	5	2	23
Other					0

NOTES:

DELAWARE RIVER JOINT TOLL BRIDGE COMMISSION

MONTHLY ACTIVITY SERVICES RENDERED REPORT

BRIDGE Calhoun Street

MONTH August

YEAR 2023

ACTIVITY/SERVICE	WEEK OF 5-Aug	WEEK OF 12-Aug	WEEK OF 19-Aug	WEEK OF 31-Aug	TOTAL
Hours Worked	232	328	324	560	1444
Patrols	68	107	95	113	383
Overweight Crossings	0	1	2	1	4
Overweights Refused	28	33	25	27	113
Pass Through	0	2	2	0	4
Disabled Vehicles	0	1	0	0	1
Accidents	0	0	0	0	0
Police Requests	0	1	0	1	2
Fire Dept. Requests	0	0	0	0	0
EMS / First Aid Requests	0	0	0	0	0
Traffic Control	21	30	17	26	94
Jumpers / Code 100	0	0	0	0	0
Public Interactions	38	47	31	40	156
Bicycle Warnings	13	14	4	11	42
Other					0

NOTES:

DELAWARE RIVER JOINT TOLL BRIDGE COMMISSION

MONTHLY ACTIVITY SERVICES RENDERED REPORT

BRIDGE Lower Trenton

MONTH August

YEAR 2023

ACTIVITY/SERVICE	WEEK OF 5-Aug	WEEK OF 12-Aug	WEEK OF 19-Aug	WEEK OF 31-Aug	TOTAL
Hours Worked	0	0	0	0	0
Patrols	0	0	0	0	0
Overweight Crossings	0	0	0	0	0
Overweights Refused	0	0	0	0	0
Pass Through	0	0	0	0	0
Disabled Vehicles	0	1	0	2	3
Accidents	0	1	0	0	1
Police Requests	0	1	0	0	1
Fire Dept. Requests	0	0	0	0	0
EMS / First Aid Requests	0	0	0	0	0
Traffic Control	0	0	0	0	0
Jumpers / Code 100	0	0	0	0	0
Public Interactions	0	0	0	0	0
Bicycle Warnings	0	0	0	0	0
Other					0

NOTES:

DELAWARE RIVER JOINT TOLL BRIDGE COMMISSION

MONTHLY ACTIVITY SERVICES RENDERED REPORT

BRIDGE Lumberville - Raven Rock

MONTH August

YEAR 2023

ACTIVITY/SERVICE	WEEK OF 5-Aug	WEEK OF 12-Aug	WEEK OF 19-Aug	WEEK OF 31-Aug	TOTAL
Hours Worked	0	0	0	0	0
Patrols	12	15	11	7	45
Overweight Crossings	0	0	0	0	0
Overweights Refused	0	0	0	0	0
Pass Through	0	0	0	0	0
Disabled Vehicles	0	0	0	0	0
Accidents	0	0	0	0	0
Police Requests	0	0	0	0	0
Fire Dept. Requests	0	0	0	0	0
EMS / First Aid Requests	0	0	0	0	0
Traffic Control	0	0	0	0	0
Jumpers / Code 100	0	0	0	0	0
Public Interactions	0	0	0	0	0
Bicycle Warnings	0	0	0	0	0
Other	0	0	0	0	0

NOTES:

AC Monthly Activity Report

August 2023

Location	Bridge Checks	Overweights	Accidents	Jumpers	Disabled Vehicles	Medical Emergencies
Lower Trenton	91	0	1	0	2	0
Calhoun Street	85	4	0	0	1	0
Scudder Falls	232	0	2	0	4	0
Washington Crossing	91	4	3	0	0	0
New Hope	74	2	0	0	0	0
Lambertville Centre Bridge	63	4	1	0	0	0
Stockton	45	0	0	0	0	0
Lumberville	45	0	0	0	0	0
RavenRock	45	0	0	0	0	0
Uhlersown	110	3	1	0	0	0
Frenchtown	110	3	1	0	0	0
Upper Black Eddy	108	0	0	0	0	0
Milford	108	0	0	0	0	0
Riegelsville	163	0	1	0	0	0
Northampton St.	230	2	1	0	0	3
Riverton	104	8	0	0	0	0
Belvidere	104	8	0	0	0	0
Portland Columbia	63	0	0	0	0	0
Totals	1459	27	10	0	7	3

Yearly Totals

Location	Bridge Checks	Overweights	Accidents	Jumpers	Disabled Vehicles	Medical Emergencies
Lower Trenton	914	11	15	4	6	5
Calhoun Street	915	11	15	0	8	1
Scudder Falls	2342	0	13	1	57	4
Washington Crossing	828	15	22	1	5	1
New Hope	636	13	4	0	0	3
Lambertville Centre Bridge	495	23	3	0	1	1
Stockton	495	23	3	0	1	1
Lumberville	306	0	0	0	0	0
RavenRock	306	0	0	0	0	0

Location	Bridge Checks	Overweights	Accidents	Jumpers	Disabled Vehicles	Medical Emergencies
Uhersown	732	14	5	2	0	1
Frenchtown						
Upper Black Eddy	794	0	0	0	0	0
Milford						
Riegelsville	1305	3	3	0	0	0
Northampton St.	1650	18	7	5	4	11
Riverton						
Belvidere	816	37	3	0	0	2
Portland Columbia	381	0	0	0	0	0
Totals	12114	145	90	13	81	29

DELAWARE RIVER JOINT TOLL BRIDGE COMMISSION

Meeting of September 18, 2023

Operations Report Index

Maintenance Operations

SUBJECT	DESCRIPTION	PAGE NUMBER
Maintenance and Fleet	Status report Month of July/August 2023	1-8

DELAWARE RIVER JOINT TOLL BRIDGE COMMISSION

MAINTENANCE OPERATIONS JULY / AUGUST 2023

- Participated in promotional interviews for Toll Corporal and TSB Lieutenant held at Easton Phillipsburg board room.
- Participated in C-766A: I-78 New Jersey Roadway Rehabilitation and Power & Communication Infrastructure Design - ITS/ESS Workshop held at Scudder Falls administration building.
- Participated in C-771A-01 (BM Shelter Enhancement Program) In-Person Workshop meeting held at Scudder Falls administration building.
- Participated in Employees Manual review meeting held at the Scudder Falls training room.
- Participated in Operations meeting to discuss issues related to Maintenance, Toll, Training and PSBS department.
- Participated in Teams in T-519A - Southern Operations and Maintenance Facilities Improvements (Bi-Weekly Progress Mtg.)
- Senior Director met with Operations staff to review next year budget entries and new position requests.
- Senior Director reviewed and approved Garda invoices and miscellaneous charges for the month of July/August 2023.
- Senior Director reviewed and approved invoices from J. Fletcher Creamer for Guide Rail repairs at various locations.
- Senior Director reviewed Use of Facilities requests for July/August 2023 and forwarded Certificates of Insurance for review and approval.
- Senior Director prepared monthly Maintenance reports for the July/August 2023 staff agenda meeting.
- Senior Director prepared and forwarded report of Use of Commission Facilities for the month of July/August 2023.

Maintenance Operations

- Director of Maintenance reviewed, and approved P Card purchases for the month of July/August from Regional Maintenance Supervisors.

DELAWARE RIVER JOINT TOLL BRIDGE COMMISSION

- Director of Maintenance provided Senior Director with monthly reports of activities completed for the month of July/August from Regional Maintenance Supervisors.
- Director of Maintenance held monthly Regional Maintenance Supervisor Teams meeting.
- Trenton Morrisville maintenance crews removed trees and debris from piers under Scudder Falls bridge,
- Trenton Morrisville maintenance crews installed two signs on ramp N and installed reflective strips.
- Trenton Morrisville maintenance crews reattached bridge scupper on Route 295 after heavy rain event.
- Trenton Morrisville maintenance crews cleaned storm drains at Scudders Falls and expansion joints on Route 1.
- Trenton Morrisville maintenance crews removed and relaced damaged pipe and regraded area near exit 10.
- Trenton Morrisville maintenance crews cleaned strainers in pumps that supply chilled water to Scudder Falls Administration building.
- Trenton Morrisville maintenance crews continued street sweeping at Trenton Morrisville and Scudder Falls bridge.
- New Hope Maintenance crews replaced sections od sidewalk at Centre Bridge Stockton shelter.
- New Hope Maintenance crews removed trees and debris from New Hope Toll Supported bridge piers.
- New Hope Maintenance crews replaced broken man saver gate post on New Hope Toll Plaza.
- New Hope Maintenance crews installed new mirror for Bridge Monitor at the New Hope Toll Supported bridge shelter.
- New Hope maintenance crews removed graffiti from electrical box of New Toll supported bridge foot walk.

DELAWARE RIVER JOINT TOLL BRIDGE COMMISSION

- New Hope Maintenance crews repaired damaged lawn areas on New Hope Administration grounds.
- New Hope Maintenance crews assisted General Engineering Contractor with inspection of main river bridge.
- I-78 Maintenance crews installed new air separator on hot water heater in I-78 Administration building.
- I-78 Maintenance crews removed tree stumps from Welcome Center picnic area and planted new trees.
- I-78 maintenance crews assisted contractor with repairs to wash out area on I-78 roadway.
- I-78 maintenance crews repaired and filled potholes on East and West bound lanes of I-78.
- I-78 maintenance crews assisted GEC with bridge inspection of I-78 roadway, ramps, and overpasses.
- I-78 maintenance crews removed debris and cut steep banks on and around camera towers.
- Easton Phillipsburg Maintenance crews replaced LED lighting under Route 22 bridge.
- Easton Phillipsburg maintenance crews installed new landscaping stone in area around Town of Phillipsburg billboard.
- Easton Phillipsburg maintenance crews installed a new floor in toll booth on Easton Phillipsburg toll plaza.
- Easton Phillipsburg maintenance removed dead tree from Commission property on Broad St.
- Easton Phillipsburg maintenance crews cleaned and removed debris from storm drains on Commission property.
- Easton Phillipsburg maintenance crews removed empty oil tank from riverbank under Northampton St. Toll Supported Bridge.
- Easton Phillipsburg maintenance crews repaired damaged siding on old salt shed.

DELAWARE RIVER JOINT TOLL BRIDGE COMMISSION

- Portland-Columbia Maintenance crews cleaned debris from pedestrian bridge light towers.
- Portland-Columbia maintenance crews installed new sheet rock and painted new Deputy Regional Maintenance Supervisors office.
- Portland-Columbia maintenance crews made repairs to washed out area on riverbank above ramp B.
- Portland- Columbia maintenance crews repaired water leak on Portland Columbia boiler.
- Portland- Columbia maintenance crews repaired water leak in Administration building boiler.
- Delaware Water Gap maintenance crews cleaned out all debris and sediment outfalls.
- Delaware Water Gap Maintenance crews repaired damaged lawn caused by a motor vehicle accident.
- Delaware Water Gap Maintenance crews escorted numerous oversized loads across main river bridge.
- Delaware Water Gap maintenance crews repaired broken concrete chip on sidewalk by rear entrance to administration building.
- Milford-Montague maintenance crews repaired broken gutter spout and piping as instructed in GEC report.
- Milford-Montague maintenance crews assisted fire extinguisher inspection contractor with inspection of the facility.
- Milford-Montague maintenance crews greased bearings on block and roll salt shed door.
- Milford-Montague maintenance crews replaced fuel pump power switch.
- Milford-Montague maintenance crews painted walk your bike signs on sidewalks by bridge.

Fleet Department

DELAWARE RIVER JOINT TOLL BRIDGE COMMISSION

- Three Street Sweepers paperwork was received and submitted to NJDMV. The registrations and plates should arrive in a week to ten days per motor vehicle.
- New John Deere tractor with Boom/ Guardrail mower received.
- I-78 Counting equipment received.
- MM's mortar mixer returned, new unit delivered and in service.
- JOMA plow replacement blades received for NHL, I-78, PC, DWG, and TM facilities. All facilities stocked.
- Engineering Edge lighting being installed by Tryon Upfitters.
- RMS and DRMs are working on compiling list of items to be auctioned in next commission vehicle and equipment auction.
- SKD Tryon working on last pickup truck. Last two for I-78, one is complete and the other is a week out from being finished.
- Four PSBS Maintenance Vehicles getting graphics.
- Four F-250 maintenance vehicles (three for DWG, and one for PC) also ready for delivery next week.
- Four maintenance vehicles (one each for SF and NHL, two for EP facility) nearing completion.
- 2024 V&E Capital Budget requests received.
- Auto Parts & Auto Repairs (5801/ 5802) accounts adjusted/ increased for 2024.
- Two spare tires and rims ordered for Bridge Master

Vehicle & Equipment Repairs

- EP – F650 Turbo repaired
F50 leaf springs replaced
- I-78- Front tires replaced on John Deere 6115 Tractor.

Miscellaneous Items

- Recalls received and forwarded to RMS to schedule and complete.
- Registration renewals submitted as needed. DMV has multiple vehicles in backlog regarding registrations. Fleet is in communication with NJ DMV weekly regarding the outstanding overdue items.
- Added new vehicles/ equipment to Fleet insurance as needed.
- Supplied accounting with new asset spread sheets.
- Added assets into Maximo as needed.

Southern Region**LeVar Talley, Director of Maintenance****Richard Taitt Deputy Director of Maintenance****Larry Dubin, Regional Maintenance Supervisor, Trenton-Morrisville****Charles Slack, Regional Maintenance Supervisor, New Hope-Lambertville****Trenton-Morrisville Toll Bridge**

Task	JAN	FEB	MAR	APR	MAY	JUN	JUL	AUG	SEP	OCT	NOV	DEC	Total Man-hours
Bridge Maintenance	56	48	56	112	32	176	120	192					792
Bldg./Facilities Maintenance	2,104	1,656	1,872	1,392	1,728	1,784	2016	2,456					15,008
Grounds Maintenance	456	456	648	848	840	648	856	848					5,600
Road Maintenance	408	432	304	224	304	152	32	208					2,064
Snow/Ice Maintenance	16	272	136	0	0	0	0	0					424
Vehicle Maintenance	448	360	608	192	208	152	200	200					2,368
Miscellaneous	352	144	208	64	160	120	264	216					1,528
Total Man-hours	3,840	3,368	3,832	2,832	3,272	3,032	3,488	4,120	0	0	0	0	27,784

New Hope-Lambertville Toll Bridge

Task	JAN	FEB	MAR	APR	MAY	JUN	JUL	AUG	SEP	OCT	NOV	DEC	Total Man-hours
Bridge Maintenance	144	208	296	320	144	384	440	192					2,128
Bldg./Facilities Maintenance	528	688	844	418	384	497	376	344					4,079
Grounds Maintenance	360	332	456	668	712	672	456	762					4,418
Road Maintenance	64	16	32	32	464	56	32	144					840
Snow/Ice Maintenance	368	168	112	0	0	0	0	0					648
Vehicle Maintenance	168	128	224	172	192	224	88	216					1,412
Miscellaneous	104	8	8	48	16	0	56	152					392
Total Man-hours	1,736	1,548	1,972	1,658	1,912	1,833	1,448	1,810	0	0	0	0	13,917

Central Region

LeVar Talley, Director of Maintenance

Richard Taitt Deputy Director of Maintenance

Robert Varju, Regional Maintenance Supervisor, I-78

Nat Amato, Regional Maintenance Supervisor, Easton-Phillipsburg

Easton-Phillipsburg Toll Bridge

Task	JAN	FEB	MAR	APR	MAY	JUN	JUL	AUG	SEP	OCT	NOV	DEC	Total Man-hours
Bridge Maintenance	336	504	480	216	936	264	272	336					3,344
Bldg./Facilities Maintenance	848	664	960	504	552	504	648	552					5,232
Grounds Maintenance	376	376	712	784	792	864	1,016	1,016					5,936
Road Maintenance	192	56	224	304	112	232	304	176					1,600
Snow/Ice Maintenance	312	240	192	24	0	0	0	0					768
Vehicle Maintenance	328	304	352	232	192	232	184	240					2,064
Miscellaneous	0	0	0	0	0	224	48	0					272
Total Man-hours	2,392	2,144	2,920	2,064	2,584	2,320	2,472	2,320	0	0	0	0	19,216

I-78 Toll Bridge

Task	JAN	FEB	MAR	APR	MAY	JUN	JUL	AUG	SEP	OCT	NOV	DEC	Total Man-hours
Bridge Maintenance	0	0	0	40	248	24	0	0					312
Bldg./Facilities Maintenance	948	1,052	1,088	600	864	1,072	784	1,272					7,680
Grounds Maintenance	104	56	544	432	608	648	817	856					4,065
Road Maintenance	168	552	56	0	96	136	80	88					1,176
Snow/Ice Maintenance	304	128	240	0	0	0	0	0					672
Vehicle Maintenance	248	288	328	168	160	112	128	128					1,560
Miscellaneous	16	0	0	176	0	24	32	43					291
Total Man-hours	1,788	2,076	2,256	1,416	1,976	2,016	1,841	2,387	0	0	0	0	15,756

Northern Region

LeVar Talley, Director of Maintenance

Richard Taitt Deputy Director of Maintenance

James Gower, Regional Maintenance Supervisor

Matt Meeker, Regional Maintenance Supervisor - Milford-Montague

Portland-Columbia Toll Bridge

Task	JAN	FEB	MAR	APR	MAY	JUN	JUL	AUG	SEP	OCT	NOV	DEC	Total Man-hours
Bridge Maintenance	0	0	0	16	88	0	32	48					184
Bldg./Facilities Maintenance	594	404	516	276	426	684	352	477					3,729
Grounds Maintenance	120	76	218	268	558	226	458	600					2,524
Road Maintenance	228	24	128	0	136	104	40	88					748
Snow/Ice Maintenance	168	52	184	8	0	0	0	0					412
Vehicle Maintenance	170	284	196	98	106	68	116	84					1,122
Miscellaneous	16	28	64	108	56	118	70	92					552
Total Man-hours	1,296	868	1,306	774	1,370	1,200	1,068	1,389	0	0	0	0	9,271

Delaware Water Gap Toll Bridge

Task	JAN	FEB	MAR	APR	MAY	JUN	JUL	AUG	SEP	OCT	NOV	DEC	Total Man-hours
Bridge Maintenance	0	8	40	56	266	0	0	0					370
Bldg./Facilities Maintenance	1,096	904	762	552	705	532	584	664					5,799
Grounds Maintenance	176	168	240	383	272	368	452	328					2,387
Road Maintenance	96	96	136	134	574	112	180	152					1,480
Snow/Ice Maintenance	80	64	192	32	0	0	0	0					368
Vehicle Maintenance	192	152	284	232	160	128	208	254					1,610
Miscellaneous	40	84	156	326	280	100	434	392					1,812
Total Man-hours	1,680	1476	1,810	1,715	2,257	1,240	1,858	1,790	0	0	0	0	13,826

Milford-Montague Toll Bridge

Task	JAN	FEB	MAR	APR	MAY	JUN	JUL	AUG	SEP	OCT	NOV	DEC	Total Man-hours
Bridge Maintenance	0	0	48	120	40	0	0	8					216
Bldg./Facilities Maintenance	536	464	664	447	560	628	440	518					4,257
Grounds Maintenance	0	8	8	136	152	96	92	148					640
Road Maintenance	0	0	32	0	24	0	42	40					138
Snow/Ice Maintenance	32	32	104	0	0	0	0	0					168
Vehicle Maintenance	88	96	184	72	76	88	80	160					844
Miscellaneous	32	40	48	48	40	64	0	48					320
Total Man-hours	688	640	1,088	823	892	876	654	922	0	0	0	0	6,583

DELAWARE RIVER JOINT TOLL BRIDGE COMMISSION

Meeting of September 18, 2023

USE OF FACILITIES REQUEST REPORT

MONTH OF JULY/AUGUST 2023

SUBJECT	DESCRIPTION	PAGE NUMBER
Use of Facilities	Use of Facilities Request-Month of July/August 2023	1

DELAWARE RIVER JOINT TOLL BRIDGE COMMISSION

Meeting of September 2023

PROPERTY REPORT

Use of Commission Facilities

Facility	Organization	Date/Time	Description of Use
New Hope Toll Bridge	PSEG-Property Access-Via Commission Right of Way	May 1, 2022, through December 23, 2023	Transporting Equipment and personnel from River Rd. through DRJTBC property.
Northampton St. Bridge	Safe Harbor	August 19,2023	Police support recovery walk Remembrance ceremony.

DELAWARE RIVER JOINT TOLL BRIDGE COMMISSION
Meeting of September 18, 2023

OPERATIONS INDEX

FOR

TRAINING AND EMPLOYEE SAFETY

SUBJECT	DESCRIPTION	PAGE NUMBER
Training & Employee Safety	Status Reports Month of July 2023	1 of 9

DELAWARE RIVER JOINT TOLL BRIDGE COMMISSION

TRAINING AND EMPLOYEE SAFETY DEPARTMENT MONTH
OF JULY 2023

The below-listed items represent meetings, communications, tasks, and accomplishments of the Training and Employee Safety Department:

The Training & Employee Safety (TES) Department instructed, facilitated and/or coordinated 109 virtual and/or in-person training courses during the Month of July. This consisted of 16 ILT sessions and 100 Commission Employees trained during the month. The following training topics were covered in July.

Note: ** Denotes Instructor Led Training (ILT)

Active Listening 1.0

Aspen Aerials Bridge Inspection Operator Certification (MEWP Operator, Group B, Type 2)

Assess and Learn - Electronic Communication and Social Media 1.0 (CA)

Assess and Learn - Information Privacy 1.0 (CA)

Assess and Learn - Occupational Health and Safety 1.0 (CA)

Bloodborne Pathogens and Your Organization's Exposure Control Plan 2.0 (US)

Business Writing Tips - Make an Outline and a First Draft 2.0

Career Development Programs 1.0

Chain Saw Safety - Safety Talks

Check Your Ego 1.0

Choosing an Interview Format and Considering Legal Issues 1.0 (US)

Communication Styles and Emotional Intelligence 1.0

Conducting Effective Meetings 2.0

Contract Basics for Non-Lawyers - SkillPath

Environmental - Defining Recycling 1.0

Environmental - Where in the World is Our Waste 1.0

Equality and Diversity in the Workplace 1.0 (UK/EU)

Ergonomics - Steps to Minimize Workplace-Related Injuries 1.0

Essential Time Management Tools 1.0

Everyday Word Usage Blunders 1.0 (US)

Evolution of Management 1.0

Expectancy Theory 1.0

Extrinsic and Intrinsic Rewards 1.0

Family Medical Leave Act for Managers 1.0 (US)

Feedback and Non-Verbal Communication 1.0

First Aid - Bleeding 2.0

First Aid - Primary Survey 2.0

First Aid - Secondary Survey 2.0

Five Steps to Problem-Solving and Diffusing Upset Customers 2.0
Five Tips for New Managers and Supervisors 1.0
Five Ways to Well-being 1.0
Five Ways to Wellbeing 2.0
Gain Control of Work Life Balances 1.0
Giving and Receiving Feedback 2.0
Goal Theory 1.0
Good Communication 1.0
Good Communication 2.0
Group Decision Making 1.0
Group Dynamics 1.0
Habits 2.0
Handling Conflict and Negotiation Ethically 1.0
Handling Conflicts in High-Value Relationships 1.0
Handling Conflicts in Low-Value Relationships 1.0
Handling Customer Complaints 2.0
Hard Hat - Safety Talks
Head Protection - Safety Talk
Head Protection 1.0 (US)
Health and Safety in the Workplace 1.0 (US)
Health and Wellbeing - Avoid Burning Out 2.0
Health and Wellbeing - Importance of Sleep 2.0
Health and Wellbeing - Letting Things Go 2.0
Health and Wellbeing - Positive Thinking 2.0
Health and Wellbeing - Relaxation Techniques 2.0
Health and Wellbeing - Switching off from Work 2.0
Health and Wellbeing - Work and Life Balance 2.0
Health Hazards at Work - Cumulative Trauma and Exposures 1.0
Health Hazards at Work - Promoting a Culture of Safety and Health 1.0 (US)
Health Hazards at Work - Stress 1.0 (US)
Health Hazards at Work - Violence and Bullying 1.0 (US)
Healthy Eating at Work 1.0
Hearing Conservation 1.0 (US)
Helping Yourself and Others Through Change 1.0
HIPAA Privacy and Security Basics 4.0 (US)
Hire Team-Oriented Employees 1.0
Hiring for a Diverse Workforce 1.0
How Perceptions and Expectations Affect Motivation 1.0
How to Avoid and Manage Conflict 1.0
How to Create Videos That Drive Results - SkillPath
How To Hire The Right People 1.0

How to Successfully Make the Transition to Supervisor - SkillPath
Identifying Diversity in Others (2018)
Identifying Obstacles to Organizational Change 1.0
Identifying the Causes of Conflict 1.0
Identifying the Culture of Your Organization 1.0
Implementing the Strategic Plan 1.0
Inclusive Leadership 1.0
Increasing Team Effectiveness 1.0
Infant CPR Basics 1.0 (US)
Inspirational Leadership 2019
Internet of Things 1.0
Interview and Selection 2.0
Interview Communication 1.0
Interview Skills 2019
Introduction to Discipline 1.0
Introduction to Employee Assessment 1.0
Introduction to Managing Employee Performance 1.0
Introduction to NLP 2.0
Introduction to Performance Appraisals and Appraisal Systems 1.0
Introduction to Project Management 2019
IT Security for the Remote Worker and Business Traveler 1.0
Job Rotation, Motivation and Morale 1.0
Keep Your Cool 1.0
Key Tools and Knowledge for Team Leading 1.0
Key Tools and Knowledge of Motivation 1.0
Keys to Lively and Effective Meetings 1.0
Kick The Habit 1.0
Lead by Listening 1.0
Leadership and Management - Coaching Others 1.0
Leadership and Management - Dealing with Difficult Staff 1.0
Learner Welcome Course
PPE Awareness 1.0 (US)
Promotional Exam
Skid Steer Safety - Safety Talks
Slips and Trips 1.0 (US)
Steps to Safer Digging - Safety Talks
TM Temporary Elevator Training
Verifying Safeguards - Safety Talks
Why Emergency Preparedness Matters 1.0 (US)
Working Alongside Subcontractors - Safety Talks

SAP Litmos (Learning Management System)

- Assisted employees with taking the mandated interview courses and monthly safety courses.
- Assigned employees to training sessions and marked attendance in the system
- Ran weekly reports for new employee updates imported from the ADP sync (retirements, promotions etc.)
- Created course shell/modules/sessions for all ILT classes scheduled this month (i.e. Throw Bag Familiarization Training)
- Reviewed all information entered in Litmos/corrected errors or omissions
- Uploaded newly acquired certifications for CPR, Flagger and Traffic Control Coordinator training

Administrative

- Ensured the timely submission of training attendance records into Litmos
- Updated the Department Training Calendars to ensure that all scheduled training for the month was noted accordingly
- Attended the Monthly Operations Meeting @ DWG
- Updated the WFH Schedule and Daily Facility Log for departmental personnel
- Distributed CPR/Flagger Certification cards to affected employees
- Reviewed/Approved ADP Timekeeping for TES Personnel
- Ensured the timely submission of approvals/invoices in Munis and SharePoint
- Coordinated the scheduling of additional “Harassment in the Workplace” Classes with Instructor Powell, as well as CPR, TCC and Flagger Training
- Developed/disseminated Training Bytes for PSBS Department Personnel in various subject areas
- Facilitated Temporary Elevator Training for Toll Personnel at TM
- Facilitated Professional Development Courses via SkillPath
- Attended/facilitated the monthly Workplace Safety Committee Meeting at SF
- Reviewed/Approved Monthly Safety Talk/ SkillPath Topics
- Coordinated/scheduled Throw Bag (Ring) Familiarization Training with the Easton Fire Chief for Operational Personnel
- Provided Litmos Access Instructions to HR for the new online onboarding process
- Met with PSBS and personnel from the NJ Office of Emergency Telecommunications Services to discuss EMD/CEU Certifications
- Facilitated (2) Professional Development Classes via SkillPath
- Updated the PowerPoint Slide Presentation for the PSBS Lt. Exam
- Co-Facilitated the Aspen 62-T BridgeMaster Training at I 78
- Coordinated Behind the Wheel/CDL Licensing with Somerset Co. Road & Bridges for affected maintenance personnel as per shared services agreement
- Provided oversight of maintenance operations relative to special projects/events outlined in the Engineering Weekly Report

- Met with Crum & Forster Consultant to discuss Fall Protection Training for Maintenance Personnel
- Participated in the review/discussions of the new Commission Employee Manual @ SF
- Met with representatives from the NJ Safety Services to discuss training in the area of water rescue
- Met with representatives at NJ DOT to introduce Director Hauck and discuss Work Zone Safety Policy & Procedures

Training

- Instructed the PSBS Lt. Promotional Exam Prep Course
- Monthly Safety Talks in each region

State Police/Liaison Collaboration

- Reviewed/approved State Police MOU and Overtime Invoices
- Obtained NJSP/PSP Accident Reports as requested via HR
- Scheduled SP Personnel for projects/overtime (Activities outside the scope of the MOU, i.e. Traffic details etc.)

Employee Safety

- Inspected AED units / Fire Extinguishers (including toll supported bridges)
- Checked batteries in AED Units
- Checked/replenished first aid kits as needed (All regions)
- Inspected Fire Safety Training Equipment Housed @ I 78

Workplace Safety Committee

- Reviewed old business/completed corrective action items
- Conducted a facility safety review of SF at the monthly WPSC Meeting

Course	Date Completed	Employee	Business Unit
Active Listening 1.0	07/18/2023	John Mills	Training & Employee Safety
Aspen Aerials Bridge Inspection Operator Certification (MEWP Operator, Group B, Type 2)**	07/13/2023	Anthony Sassani	Maintenance & Fleet Operations
	07/13/2023	Austin McCleery	Maintenance & Fleet Operations
	07/13/2023	Brian J Keith	Maintenance & Fleet Operations
	07/13/2023	Daniel Vander Berg	Maintenance & Fleet Operations
	07/13/2023	Jamie Franks	Maintenance & Fleet Operations
	07/13/2023	John W Anderson IV	Maintenance & Fleet Operations
	07/13/2023	Joseph Bichler	Maintenance & Fleet Operations
	07/13/2023	Justin Crisp	Maintenance & Fleet Operations
	07/13/2023	Leon Werkheiser Jr	Maintenance & Fleet Operations
	07/13/2023	Manuel Rivera	Maintenance & Fleet Operations
	07/13/2023	Matthew Gary	Maintenance & Fleet Operations
	07/13/2023	Richard C Hett	Maintenance & Fleet Operations
	07/13/2023	Richard L. Fleming Jr.	Maintenance & Fleet Operations
	07/13/2023	Shaun Profy	Maintenance & Fleet Operations
	07/13/2023	Stephen Bartzak	Maintenance & Fleet Operations
	07/13/2023	Stephen J Bosga	Maintenance & Fleet Operations
	07/13/2023	Stephen Smith	Maintenance & Fleet Operations
	07/13/2023	Steve Borger	Maintenance & Fleet Operations
	07/13/2023	Taylor Perry	Maintenance & Fleet Operations
	07/13/2023	William H Kresge IV	Maintenance & Fleet Operations
Assess and Learn - Electronic Communication and Social Media 1.0 (CA)	07/20/2023	Jeanine Loeffler	Maintenance & Toll Operations
Assess and Learn - Information Privacy 1.0 (CA)	07/20/2023	Jeanine Loeffler	Maintenance & Toll Operations
Assess and Learn - Occupational Health and Safety 1.0 (CA)	07/20/2023	Jeanine Loeffler	Maintenance & Toll Operations
Bloodborne Pathogens and Your Organization's Exposure Control Plan 2.0 (US)	07/24/2023	Jeanine Loeffler	Maintenance & Toll Operations
Business Writing Tips - Make an Outline and a First Draft 2.0	07/24/2023	Jeanine Loeffler	Maintenance & Toll Operations
Career Development Programs 1.0	07/24/2023	Jeanine Loeffler	Maintenance & Toll Operations
Chain Saw Safety - Safety Talks**	07/31/2023	Jean-Philippe Michel	Maintenance & Fleet Operations
	07/31/2023	Joseph Bichler	Maintenance & Fleet Operations
	07/31/2023	Mark Parichuk	Maintenance & Fleet Operations
	07/31/2023	Matthew Gary	Maintenance & Fleet Operations
	07/31/2023	Nat Amato	Maintenance & Fleet Operations
	07/31/2023	Philip Becker	Maintenance & Fleet Operations
Check Your Ego 1.0	07/28/2023	Bruno C Hennings III	Public Safety & Bridge Security
Choosing an Interview Format and Considering Legal Issues 1.0 (US)	07/03/2023	James Davis Jr	Public Safety & Bridge Security
	07/03/2023	William R Taitt	Maintenance & Fleet Operations
	07/14/2023	Phillip Calabro	Chief Administrative Officer Departments
	07/14/2023	Matthew Hartigan	Chief Administrative Officer Departments
	07/16/2023	Arnold J. Conoline Jr.	Executive Office
	07/19/2023	Jesse A. Cole	Public Safety & Bridge Security
	07/24/2023	Joseph Donnelly Jr.	Executive Office
	07/27/2023	Steven Burke	Engineering
Communication Styles and Emotional Intelligence 1.0	07/24/2023	Jeanine Loeffler	Maintenance & Toll Operations
Conducting Effective Meetings 2.0	07/24/2023	Jeanine Loeffler	Maintenance & Toll Operations
Contract Basics for Non-Lawyers - SkillPath**	07/12/2023	Aminah El-Burki	Training & Employee Safety
	07/12/2023	Charles Stracciolini	Engineering
	07/12/2023	James Palitto	Chief Administrative Officer Departments
	07/12/2023	Jeanine Loeffler	Maintenance & Toll Operations
	07/12/2023	Michael McCandless	Engineering
Environmental - Defining Recycling 1.0	07/03/2023	William Hauck	Training & Employee Safety
Environmental - Where in the World is Our Waste 1.0	07/03/2023	William Hauck	Training & Employee Safety
Equality and Diversity in the Workplace 1.0 (UK/EU)	07/03/2023	William Hauck	Training & Employee Safety
Ergonomics - Steps to Minimize Workplace-Related Injuries 1.0	07/03/2023	William Hauck	Training & Employee Safety
Essential Time Management Tools 1.0	07/03/2023	William Hauck	Training & Employee Safety
Everyday Word Usage Blunders 1.0 (US)	07/03/2023	William Hauck	Training & Employee Safety
Evolution of Management 1.0	07/03/2023	William Hauck	Training & Employee Safety
Expectancy Theory 1.0	07/03/2023	William Hauck	Training & Employee Safety
Extrinsic and Intrinsic Rewards 1.0	07/03/2023	William Hauck	Training & Employee Safety
Family Medical Leave Act for Managers 1.0 (US)	07/03/2023	William Hauck	Training & Employee Safety
Feedback and Non-Verbal Communication 1.0	07/05/2023	William Hauck	Training & Employee Safety
First Aid - Bleeding 2.0	07/05/2023	William Hauck	Training & Employee Safety
First Aid - Primary Survey 2.0	07/05/2023	William Hauck	Training & Employee Safety
First Aid - Secondary Survey 2.0	07/05/2023	William Hauck	Training & Employee Safety
Five Steps to Problem-Solving and Diffusing Upset Customers 2.0	07/05/2023	William Hauck	Training & Employee Safety
Five Tips for New Managers and Supervisors 1.0	07/05/2023	William Hauck	Training & Employee Safety
Five Ways to Well-being 1.0	07/05/2023	William Hauck	Training & Employee Safety
Five Ways to Wellbeing 2.0	07/05/2023	William Hauck	Training & Employee Safety
Gain Control of Work Life Balances 1.0	07/05/2023	William Hauck	Training & Employee Safety
Giving and Receiving Feedback 2.0	07/05/2023	William Hauck	Training & Employee Safety
Goal Theory 1.0	07/05/2023	William Hauck	Training & Employee Safety
Good Communication 1.0	07/05/2023	William Hauck	Training & Employee Safety
Good Communication 2.0	07/05/2023	William Hauck	Training & Employee Safety
Group Decision Making 1.0	07/05/2023	William Hauck	Training & Employee Safety
Group Dynamics 1.0	07/05/2023	William Hauck	Training & Employee Safety
Habits 2.0	07/07/2023	William Hauck	Training & Employee Safety
Handling Conflict and Negotiation Ethically 1.0	07/07/2023	William Hauck	Training & Employee Safety
Handling Conflicts in High-Value Relationships 1.0	07/07/2023	William Hauck	Training & Employee Safety
Handling Conflicts in Low-Value Relationships 1.0	07/07/2023	William Hauck	Training & Employee Safety
Handling Customer Complaints 2.0	07/07/2023	William Hauck	Training & Employee Safety
Hard Hat Safety - Safety Talks**	07/31/2023	Jean-Philippe Michel	Maintenance & Fleet Operations
	07/31/2023	Joseph Bichler	Maintenance & Fleet Operations
	07/31/2023	Mark Parichuk	Maintenance & Fleet Operations
	07/31/2023	Matthew Gary	Maintenance & Fleet Operations

	07/31/2023	Nat Amato	Maintenance & Fleet Operations
	07/31/2023	Philip Becker	Maintenance & Fleet Operations
Head Protection - Safety Talk	07/07/2023	William Hauck	Training & Employee Safety
Head Protection 1.0 (US)	07/26/2023	William Hauck	Training & Employee Safety
	07/27/2023	Jack Baum	Training & Employee Safety
	07/27/2023	John McCallum	Training & Employee Safety
	07/28/2023	William H Kresge IV	Maintenance & Fleet Operations
	07/28/2023	Scott Sheldon	Maintenance & Fleet Operations
	07/28/2023	Matthew W Meeker	Maintenance & Fleet Operations
	07/28/2023	James Gower	Maintenance & Fleet Operations
	07/28/2023	Jamie Franks	Maintenance & Fleet Operations
	07/28/2023	John Cerra	Maintenance & Fleet Operations
	07/28/2023	John J Penrose	Maintenance & Fleet Operations
	07/28/2023	Mitchell Vance	Maintenance & Fleet Operations
	07/28/2023	Daniel Vander Berg	Maintenance & Fleet Operations
	07/28/2023	Nat Amato	Maintenance & Fleet Operations
	07/28/2023	Christopher M Gulini	Maintenance & Fleet Operations
	07/28/2023	Matthew Gary	Maintenance & Fleet Operations
	07/28/2023	Leon Werkheiser Jr	Maintenance & Fleet Operations
	07/28/2023	Philip Becker	Maintenance & Fleet Operations
	07/28/2023	Douglas Scheer	Maintenance & Fleet Operations
	07/28/2023	Mark Simonetta	Maintenance & Fleet Operations
	07/28/2023	Mark Parichuk	Maintenance & Fleet Operations
	07/28/2023	Robert Smith	Maintenance & Fleet Operations
	07/28/2023	Wayne R Stamets	Maintenance & Fleet Operations
	07/28/2023	Joseph Bichler	Maintenance & Fleet Operations
	07/28/2023	Stephen J Bosga	Maintenance & Fleet Operations
	07/28/2023	Jordan H Purdy	Maintenance & Fleet Operations
	07/28/2023	Brian J Keith	Maintenance & Fleet Operations
	07/28/2023	Raymond Schiavo	Maintenance & Fleet Operations
	07/30/2023	Robert Coates	Maintenance & Fleet Operations
Health and Safety in the Workplace 1.0 (US)	07/17/2023	William Hauck	Training & Employee Safety
Health and Wellbeing - Avoid Burning Out 2.0	07/17/2023	William Hauck	Training & Employee Safety
	07/28/2023	Bruno C Hennings III	Public Safety & Bridge Security
Health and Wellbeing - Importance of Sleep 2.0	07/17/2023	William Hauck	Training & Employee Safety
	07/28/2023	Bruno C Hennings III	Public Safety & Bridge Security
Health and Wellbeing - Letting Things Go 2.0	07/17/2023	William Hauck	Training & Employee Safety
	07/28/2023	Bruno C Hennings III	Public Safety & Bridge Security
Health and Wellbeing - Positive Thinking 2.0	07/17/2023	William Hauck	Training & Employee Safety
Health and Wellbeing - Relaxation Techniques 2.0	07/17/2023	William Hauck	Training & Employee Safety
Health and Wellbeing - Switching off from Work 2.0	07/17/2023	William Hauck	Training & Employee Safety
Health and Wellbeing - Work and Life Balance 2.0	07/17/2023	William Hauck	Training & Employee Safety
Health Hazards at Work - Cumulative Trauma and Exposures 1.0	07/17/2023	William Hauck	Training & Employee Safety
Health Hazards at Work - Promoting a Culture of Safety and Health 1.0 (US)	07/18/2023	William Hauck	Training & Employee Safety
Health Hazards at Work - Stress 1.0 (US)	07/18/2023	William Hauck	Training & Employee Safety
Health Hazards at Work - Violence and Bullying 1.0 (US)	07/18/2023	William Hauck	Training & Employee Safety
Healthy Eating at Work 1.0	07/18/2023	William Hauck	Training & Employee Safety
Hearing Conservation 1.0 (US)	07/18/2023	William Hauck	Training & Employee Safety
Helping Yourself and Others Through Change 1.0	07/19/2023	William Hauck	Training & Employee Safety
HIPAA Privacy and Security Basics 4.0 (US)	07/19/2023	William Hauck	Training & Employee Safety
Hire Team-Oriented Employees 1.0	07/19/2023	William Hauck	Training & Employee Safety
Hiring for a Diverse Workforce 1.0	07/19/2023	William Hauck	Training & Employee Safety
How Perceptions and Expectations Affect Motivation 1.0	07/19/2023	William Hauck	Training & Employee Safety
How to Avoid and Manage Conflict 1.0	07/20/2023	William Hauck	Training & Employee Safety
How to Create Videos That Drive Results - SkillPath**	07/26/2023	Aminah El-Burki	Training & Employee Safety
How To Hire The Right People 1.0	07/20/2023	William Hauck	Training & Employee Safety
How To Successfully Make the Transition to Supervisor - SkillPath**	07/20/2023	John Dyksen	Public Safety & Bridge Security
	07/20/2023	Laura Rome	Public Safety & Bridge Security
Identifying Diversity in Others (2018)	07/20/2023	William Hauck	Training & Employee Safety
Identifying Obstacles to Organizational Change 1.0	07/20/2023	William Hauck	Training & Employee Safety
Identifying the Causes of Conflict 1.0	07/20/2023	William Hauck	Training & Employee Safety
Identifying the Culture of Your Organization 1.0	07/20/2023	William Hauck	Training & Employee Safety
Implementing the Strategic Plan 1.0	07/20/2023	William Hauck	Training & Employee Safety
Inclusive Leadership 1.0	07/20/2023	William Hauck	Training & Employee Safety
Increasing Team Effectiveness 1.0	07/20/2023	William Hauck	Training & Employee Safety
Infant CPR Basics 1.0 (US)	07/20/2023	William Hauck	Training & Employee Safety
Inspirational Leadership 2019	07/20/2023	William Hauck	Training & Employee Safety
Internet of Things 1.0	07/21/2023	William Hauck	Training & Employee Safety
Interview and Selection 2.0	07/05/2023	William R Taitt	Maintenance & Fleet Operations
	07/13/2023	Michele A Gara	Public Safety & Bridge Security
	07/14/2023	Phillip Calabro	Chief Administrative Officer Departments
	07/14/2023	Matthew Hartigan	Chief Administrative Officer Departments
	07/16/2023	Arnold J. Conoline Jr.	Executive Office
	07/17/2023	Christine Baker	Chief Administrative Officer Departments
	07/17/2023	Joseph Donnelly Jr.	Executive Office
	07/17/2023	Joseph J Resta	Executive Office
	07/18/2023	James Davis Jr	Public Safety & Bridge Security
	07/19/2023	Jesse A. Cole	Public Safety & Bridge Security
	07/27/2023	Steven Burke	Engineering
Interview Communication 1.0	07/21/2023	William Hauck	Training & Employee Safety
Interview Skills 2019	07/21/2023	William Hauck	Training & Employee Safety
Introduction to Discipline 1.0	07/21/2023	William Hauck	Training & Employee Safety
Introduction to Employee Assessment 1.0	07/21/2023	William Hauck	Training & Employee Safety
Introduction to Managing Employee Performance 1.0	07/24/2023	William Hauck	Training & Employee Safety

Introduction to NLP 2.0	07/24/2023	William Hauck	Training & Employee Safety
Introduction to Performance Appraisals and Appraisal Systems 1.0	07/24/2023	William Hauck	Training & Employee Safety
Introduction to Project Management 2019	07/25/2023	William Hauck	Training & Employee Safety
IT Security for the Remote Worker and Business Traveler 1.0	07/25/2023	William Hauck	Training & Employee Safety
Job Rotation, Motivation and Morale 1.0	07/25/2023	William Hauck	Training & Employee Safety
Keep Your Cool 1.0	07/25/2023	William Hauck	Training & Employee Safety
	07/28/2023	Bruno C Hennings III	Public Safety & Bridge Security
Key Tools and Knowledge for Team Leading 1.0	07/25/2023	William Hauck	Training & Employee Safety
Key Tools and Knowledge of Motivation 1.0	07/25/2023	William Hauck	Training & Employee Safety
Keys to Lively and Effective Meetings 1.0	07/25/2023	William Hauck	Training & Employee Safety
Kick The Habit 1.0	07/28/2023	William Hauck	Training & Employee Safety
Lead by Listening 1.0	07/28/2023	William Hauck	Training & Employee Safety
Leadership and Management - Coaching Others 1.0	07/28/2023	William Hauck	Training & Employee Safety
Leadership and Management - Dealing with Difficult Staff 1.0	07/28/2023	William Hauck	Training & Employee Safety
Learner Welcome Course	07/27/2023	Steven Burke	Engineering
	07/28/2023	Nicholas Codis	Maintenance & Fleet Operations
PPE Awareness 1.0 (US)	07/28/2023	Bruno C Hennings III	Public Safety & Bridge Security
Promotional Exam**	07/07/2023	Crystal Coles	Public Safety & Bridge Security
	07/07/2023	David A Henion	Public Safety & Bridge Security
	07/07/2023	David Degroot	Public Safety & Bridge Security
	07/07/2023	Matthew Paul	Public Safety & Bridge Security
	07/07/2023	Jonathan Miller	Public Safety & Bridge Security
	07/07/2023	Joseph Boraski	Public Safety & Bridge Security
Skid Steer Safety - Safety Talks**	07/17/2023	Brian Feller	Maintenance & Fleet Operations
	07/17/2023	James Gower	Maintenance & Fleet Operations
	07/17/2023	Kyle Williams	Maintenance & Fleet Operations
	07/17/2023	Leon Werkheiser Jr	Maintenance & Fleet Operations
	07/17/2023	Lloyd Johnson	Maintenance & Fleet Operations
	07/17/2023	Marcus Norris	Maintenance & Fleet Operations
	07/17/2023	Paul Wallace	Maintenance & Fleet Operations
	07/17/2023	Taylor Perry	Maintenance & Fleet Operations
	07/17/2023	William J Lusick	Maintenance & Fleet Operations
	07/19/2023	Daniel Vander Berg	Maintenance & Fleet Operations
	07/19/2023	John Cerra	Maintenance & Fleet Operations
	07/19/2023	Mason Vance	Maintenance & Fleet Operations
	07/19/2023	Matthew W Meeker	Maintenance & Fleet Operations
	07/19/2023	Mitchell Vance	Maintenance & Fleet Operations
	07/20/2023	Harald Simon	Maintenance & Fleet Operations
	07/20/2023	Jamie Franks	Maintenance & Fleet Operations
	07/20/2023	Matthew Stock	Maintenance & Fleet Operations
	07/20/2023	Scott Sheldon	Maintenance & Fleet Operations
	07/20/2023	Steve Borger	Maintenance & Fleet Operations
	07/20/2023	William H Kresge IV	Maintenance & Fleet Operations
	07/24/2023	Aaron Schermerhorn	Maintenance & Fleet Operations
	07/24/2023	Alexie Reyes	Maintenance & Fleet Operations
	07/24/2023	Anthony Sassani	Maintenance & Fleet Operations
	07/24/2023	Austin McCleery	Maintenance & Fleet Operations
	07/24/2023	Brian Carr	Maintenance & Fleet Operations
	07/24/2023	Christopher A Jackson	Maintenance & Fleet Operations
	07/24/2023	David Myers	Maintenance & Fleet Operations
	07/24/2023	Donald Day	Maintenance & Fleet Operations
	07/24/2023	Frederick Fennimore	Maintenance & Fleet Operations
	07/24/2023	Harry W Fawkes Jr	Maintenance & Fleet Operations
	07/24/2023	Jared Burd	Maintenance & Fleet Operations
	07/24/2023	John W Anderson IV	Maintenance & Fleet Operations
	07/24/2023	Joseph Ritts	Maintenance & Fleet Operations
	07/24/2023	Kenneth Terry	Maintenance & Fleet Operations
	07/24/2023	Manuel Rivera	Maintenance & Fleet Operations
	07/24/2023	Matthew Satmary	Maintenance & Fleet Operations
	07/24/2023	Rayford Johnson II	Maintenance & Fleet Operations
	07/24/2023	Richard C Hett	Maintenance & Fleet Operations
	07/24/2023	Richard L. Fleming Jr.	Maintenance & Fleet Operations
	07/24/2023	Shaun Profy	Maintenance & Fleet Operations
	07/24/2023	Stephen Bartzak	Maintenance & Fleet Operations
	07/25/2023	Brian Keith	Maintenance & Fleet Operations
	07/25/2023	Christopher M Gulini	Maintenance & Fleet Operations
	07/25/2023	Douglas Scheer	Maintenance & Fleet Operations
	07/25/2023	Jean-Philippe Michel	Maintenance & Fleet Operations
	07/25/2023	John J Penrose	Maintenance & Fleet Operations
	07/25/2023	Jordan H Purdy	Maintenance & Fleet Operations
	07/25/2023	Joseph Bichler	Maintenance & Fleet Operations
	07/25/2023	Lewis Hann	Maintenance & Fleet Operations
	07/25/2023	Lukas Todd	Maintenance & Fleet Operations
	07/25/2023	Mark Parichuk	Maintenance & Fleet Operations
	07/25/2023	Mark Simonetta	Maintenance & Fleet Operations
	07/25/2023	Nat Amato	Maintenance & Fleet Operations
	07/25/2023	Nicholas Codis	Maintenance & Fleet Operations
	07/25/2023	Philip Becker	Maintenance & Fleet Operations
	07/25/2023	Raymond Schiavo	Maintenance & Fleet Operations
	07/25/2023	Richard Rittenhouse	Maintenance & Fleet Operations
	07/25/2023	Robert Coates	Maintenance & Fleet Operations
	07/25/2023	Robert J Tilwick	Maintenance & Fleet Operations
	07/25/2023	Robert Smith	Maintenance & Fleet Operations
	07/25/2023	Robert Varju	Maintenance & Fleet Operations

	07/25/2023	Stephen J Bosga	Maintenance & Fleet Operations
	07/25/2023	Stephen Smith	Maintenance & Fleet Operations
	07/25/2023	Wade B Caccese	Maintenance & Fleet Operations
	07/25/2023	Wayne R Stamets	Maintenance & Fleet Operations
Slips and Trips 1.0 (US)	07/28/2023	Bruno C Hennings III	Public Safety & Bridge Security
Steps to Safer Digging - Safety Talks**	07/17/2023	Brian Feller	Maintenance & Fleet Operations
	07/17/2023	James Gower	Maintenance & Fleet Operations
	07/17/2023	Kyle Williams	Maintenance & Fleet Operations
	07/17/2023	Leon Werkheiser Jr	Maintenance & Fleet Operations
	07/17/2023	Lloyd Johnson	Maintenance & Fleet Operations
	07/17/2023	Marcus Norris	Maintenance & Fleet Operations
	07/17/2023	Paul Wallace	Maintenance & Fleet Operations
	07/17/2023	Taylor Perry	Maintenance & Fleet Operations
	07/17/2023	William J Lusick	Maintenance & Fleet Operations
	07/19/2023	Daniel Vander Berg	Maintenance & Fleet Operations
	07/19/2023	John Cerra	Maintenance & Fleet Operations
	07/19/2023	Mason Vance	Maintenance & Fleet Operations
	07/19/2023	Matthew W Meeker	Maintenance & Fleet Operations
	07/19/2023	Mitchell Vance	Maintenance & Fleet Operations
	07/20/2023	Harald Simon	Maintenance & Fleet Operations
	07/20/2023	Jamie Franks	Maintenance & Fleet Operations
	07/20/2023	Matthew Stock	Maintenance & Fleet Operations
	07/20/2023	Scott Sheldon	Maintenance & Fleet Operations
	07/20/2023	Steve Borger	Maintenance & Fleet Operations
	07/20/2023	William H Kresge IV	Maintenance & Fleet Operations
	07/24/2023	Aaron Schermerhorn	Maintenance & Fleet Operations
	07/24/2023	Alexie Reyes	Maintenance & Fleet Operations
	07/24/2023	Anthony Sassani	Maintenance & Fleet Operations
	07/24/2023	Austin McCleery	Maintenance & Fleet Operations
	07/24/2023	Brian Carr	Maintenance & Fleet Operations
	07/24/2023	Christopher A Jackson	Maintenance & Fleet Operations
	07/24/2023	David Myers	Maintenance & Fleet Operations
	07/24/2023	Donald Day	Maintenance & Fleet Operations
	07/24/2023	Frederick Fennimore	Maintenance & Fleet Operations
	07/24/2023	Harry W Fawkes Jr	Maintenance & Fleet Operations
	07/24/2023	Jared Burd	Maintenance & Fleet Operations
	07/24/2023	John W Anderson IV	Maintenance & Fleet Operations
	07/24/2023	Joseph Ritts	Maintenance & Fleet Operations
	07/24/2023	Kenneth Terry	Maintenance & Fleet Operations
	07/24/2023	Manuel Rivera	Maintenance & Fleet Operations
	07/24/2023	Matthew Satmary	Maintenance & Fleet Operations
	07/24/2023	Rayford Johnson II	Maintenance & Fleet Operations
	07/24/2023	Richard C Hett	Maintenance & Fleet Operations
	07/24/2023	Richard L. Fleming Jr.	Maintenance & Fleet Operations
	07/24/2023	Shaun Profy	Maintenance & Fleet Operations
	07/24/2023	Stephen Bartzak	Maintenance & Fleet Operations
	07/24/2023	William Hauck	Training & Employee Safety
	07/25/2023	Brian Keith	Maintenance & Fleet Operations
	07/25/2023	Christopher M Gulini	Maintenance & Fleet Operations
	07/25/2023	Douglas Scheer	Maintenance & Fleet Operations
	07/25/2023	Jean-Philippe Michel	Maintenance & Fleet Operations
	07/25/2023	John J Penrose	Maintenance & Fleet Operations
	07/25/2023	Jordan H Purdy	Maintenance & Fleet Operations
	07/25/2023	Joseph Bichler	Maintenance & Fleet Operations
	07/25/2023	Lewis Hann	Maintenance & Fleet Operations
	07/25/2023	Lukas Todd	Maintenance & Fleet Operations
	07/25/2023	Mark Parichuk	Maintenance & Fleet Operations
	07/25/2023	Mark Simonetta	Maintenance & Fleet Operations
	07/25/2023	Nat Amato	Maintenance & Fleet Operations
	07/25/2023	Nicholas Codis	Maintenance & Fleet Operations
	07/25/2023	Philip Becker	Maintenance & Fleet Operations
	07/25/2023	Raymond Schiavo	Maintenance & Fleet Operations
	07/25/2023	Richard Rittenhouse	Maintenance & Fleet Operations
	07/25/2023	Robert Coates	Maintenance & Fleet Operations
	07/25/2023	Robert J Tilwick	Maintenance & Fleet Operations
	07/25/2023	Robert Smith	Maintenance & Fleet Operations
	07/25/2023	Robert Varju	Maintenance & Fleet Operations
	07/25/2023	Stephen J Bosga	Maintenance & Fleet Operations
	07/25/2023	Stephen Smith	Maintenance & Fleet Operations
	07/25/2023	Wade B Caccese	Maintenance & Fleet Operations
	07/25/2023	Wayne R Stamets	Maintenance & Fleet Operations
TM Temporary Elevator Training**	07/07/2023	Dawn K Hawthorne	Public Safety & Bridge Security
	07/20/2023	Keith Kelly	Public Safety & Bridge Security
	07/20/2023	Steven Reilly Jr	Public Safety & Bridge Security
Verifying Safeguards - Safety Talks	07/03/2023	William R Taitt	Maintenance & Fleet Operations
Why Emergency Preparedness Matters 1.0 (US)	07/28/2023	Bruno C Hennings III	Public Safety & Bridge Security
Working Alongside Subcontractors - Safety Talks	07/03/2023	William R Taitt	Maintenance & Fleet Operations
Courses Taken: 109		ILT Sessions: 16	# Trained: 100
**Denotes Instructor-Led Training			

DELAWARE RIVER JOINT TOLL BRIDGE COMMISSION
Meeting of September 18, 2023

OPERATIONS INDEX

FOR

TRAINING AND EMPLOYEE SAFETY

SUBJECT	DESCRIPTION	PAGE NUMBER
Training & Employee Safety	Status Reports Month of August 2023	1 of 20

DELAWARE RIVER JOINT TOLL BRIDGE COMMISSION

TRAINING AND EMPLOYEE SAFETY DEPARTMENT
MONTH OF AUGUST 2023

The below-listed items represent meetings, communications, tasks, and accomplishments of the Training and Employee Safety Department:

The Training & Employee Safety (TES) Department instructed, facilitated and/or coordinated 110 virtual and/or in-person training courses during the Month of August. This consisted of 26 ILT sessions and 154 Commission Employees trained during the month. The following training topics were covered in August.

Note: ** Denotes Instructor Led Training (ILT)

A Culturally Intelligent Workplace 1.0
A Motivators Toolkit 2.0
Back Injuries and Prevention - Safety Talks**
Best Email Practices 1.0
Building Accountability in the Workplace - SkillPath**
Coaching and Performance Management Strategies - SkillPath**
Communication and Social Skills - Resolving Conflict 2.0
CPR/AED/First Aid - Hunterdon Healthcare**
Create Great Communicators 1.0
Creative Problem Solving 2.0
Culture Series - Harassment Awareness 1.0
Dealing With Performance Issues 1.0
Feedback and Non-Verbal Communication 1.0
Flagger Training Certification - PSATS**
Good Communication 1.0
Head Protection 1.0 (US)
How To Hire The Right People 1.0
Interview and Selection 2.0
Interview Communication 1.0
Leadership and Management - Innovation and Culture 1.0
Leadership and Management - Learning Styles 1.0
Leadership and Management - Stress Management 1.0
Leadership and Management - Team Activities 1.0
Leadership and Management - The Key to Delegation 1.0
Leadership Suite - Managing Different Personalities 1.0
Leadership versus Management 2019
Leading A Diverse Workforce, Part 1 1.0
Leading A Diverse Workforce, Part 2 1.0
Leading Learning - Business Writing Fundamentals 1.0

Leading Learning - Closing Your Project 1.0
Leading Learning - Communicating to Project Stakeholders 1.0
Leading Learning - Cross-Cultural Communication 1.0
Leading Learning - Customer Service Excellence 1.0
Leading Learning - Driver Safety Awareness 1.0
Leading Learning - Effective Communication 1.0
Leading Learning - Effective Listening 1.0
Leading Learning - Effective Online Communication 1.0
Leading Learning - Handling Customer Complaints 1.0
Leading Learning - Harassment and Bullying Prevention 1.0
Leading Learning - Managing Customer Feedback 1.0
Leading Learning - Managing Harassment and Bullying 1.0
Leading Learning - Managing Sexual Harassment 1.0
Leading Learning - Navigating Communication Channels 1.0
Leading Learning - Non-Verbal Communication 1.0
Leading Learning - Preparing Your Project 1.0
Leading Learning - Project Implementation 1.0
Leading Learning - Project Management Basics 1.0
Leading Learning - Quality Management 1.0
Leading Learning - Sexual Harassment Prevention 1.0
Leading Learning - The Customer Journey 1.0
Leading Learning - Your Customer's Journey 1.0
Leading Team Meetings 1.0
Learner Welcome Course
Let Go of Control 1.0
Leveraging Diversity and Strengths in the Workplace (2018)
LGBTIQ+ Inclusion 1.0 (US)
LinkedIn - How Connections Work 3.0
Maintaining Organizational Culture 1.0
Make Your Service Memorable 1.0
Making a Plan that Works 1.0
Making Effective Decisions 1.0
Making Meetings Matter 4.0
Manage Meeting Personalities 3.0
Manage Your Time By Organizing Paperwork 1.0
Management Skills - What Does it Take? 1.0
Management, Communication and Growth 1.0
Managing Change 2.0
Managing Change in Your Organization 1.0
Managing Conflict 1.0
Managing Conflict in the Workplace 1.0
Managing Employee Performance - A Look at Influences and Discipline
1.0

Managing Employee Stress 1.0
Managing Stress 2.0
Managing Team Development 1.0
Managing Virtual Teams 1.0
Managing Your Remote Workers 1.0
Manual Handling 1.0 (US)
Maslow's Theory of Motivation 1.0
Maximizing the Benefits of Your Organizations Structure 1.0
Minimizing Gossip and Rumor 1.0
More Methods for Training Delivery 1.0
Motivating Employees - Job Design 1.0
Motivating Employees - Performance Appraisals 1.0
Motivating Your People and Being a Positive Role Model 1.0
Motivation - Ethical Strategies 1.0
Motivation - Process-Based Theory 1.0
Motivation and Job Performance 1.0
Motivational Theorists Whose Theories Work in Practice 1.0
Motivation-Expectancy Theory 1.0
Moving from What to How 1.0
Multitasking Myths 1.0
Neurodiversity - Acknowledging Unique Abilities 1.0
Neurodiversity - Interview and Selection 1.0
NLP - Unconscious Eye Movement 2.0
Nonverbal Communication and Listening 1.0
Nonverbal Communication and Listening 2.0
Onboarding - The Power of Day One 1.0
Onboarding - Transmitting Culture 1.0
Onboarding - Why You Should Care 1.0
Promotional Exam (DRMS)**
Promotional Exam (Toll Corporal)**
Promotional Exam (TSB Corporal)**
Promotional Exam Prep (DRMS)**
Promotional Exam Prep (Toll Corporal)**
Promotional Exam Prep (TSB Corporal)**
Shop Safety - Safety Talks**
Throw Bag/Throw Ring Familiarization**
Traffic Control Coordinator Designation - CAIT Rutgers**
Verifying Safeguards - Safety Talks
Working Alongside Subcontractors - Safety Talks

SAP Litmos (Learning Management System)

- Assisted maintenance personnel with the viewing of monthly safety courses.
- Assigned employees to training sessions and marked attendance in the system
- Ran weekly reports for new employee updates imported from the ADP sync (retirements, promotions etc.)
- Created course shell/modules/sessions for all ILT classes scheduled this month (i.e. Throw Bag Familiarization Training)
- Reviewed all information entered in the Litmos/corrected errors or omissions
- Uploaded newly acquired certifications for CPR, Flagger and Traffic Control Coordinator Training

Administrative

- Ensured the timely submission of training attendance records into Litmos
- Updated the Department Training Calendars to ensure that all scheduled training for the month was noted accordingly
- Attended the Monthly Operations Meeting @ DWG
- Updated the WFH Schedule and Daily Facility Log for departmental personnel
- Distributed CPR/Flagger Certification cards to affected employees
- Reviewed/Approved ADP Timekeeping for TES Personnel
- Ensured the timely submission of approvals/invoices in Munis and SharePoint
- Ran a compliance report for the mandated “Harassment in the Workplace” Class
- Scheduled affected personnel for CPR, Traffic Control Coordinator and Flagger Training
- Developed/disseminated Monthly Training Bytes for PSBS Department Personnel
- Continued to Facilitate Temporary Elevator Training for Toll Personnel at TM
- Facilitated Monthly CPR/AED/First Aid Training at various locations
- Facilitated Professional Development Courses via SkillPath
- Attended/facilitated the monthly Workplace Safety Committee Meeting at PC
- Reviewed/Approved Monthly Safety Talk/ SkillPath Topics
- Facilitated Throw Bag (Ring) Familiarization Training for affected PSBS Personnel
- Facilitated (2) Professional Development Classes via SkillPath
- Reviewed the PowerPoint Slide Presentations for all upcoming promotional vacancies
- Coordinated Behind the Wheel/CDL Licensing with Somerset Co. Road & Bridges for affected maintenance personnel and ESS Techs as per shared services agreement
- Provided oversight of maintenance operations relative to special projects in the field and events outlined in the Engineering Weekly Report
- Met with the DED of Operations to discuss the upcoming 2024 Budget
- Reviewed the changes to the Storm Water Management Program as noted via the consultant and Engineering Dept.
- Input PSBS Corporal Exam Test Questions in Gauge for upcoming candidate testing
- Scheduled newly promoted Toll Personnel for training via SkillPath Platform

Training

- Instructed the PSBS TSB Corporal Promotional Exam Prep Course
- Instructed the DRMS Promotional Exam Prep Course
- Instructed the Toll Corporal Promotional Exam Prep Course
- Proctored all Promotional Exams
- Instructed Monthly Safety Talks in each region

State Police/Liaison Collaboration

- Reviewed/approved State Police MOU and Overtime Invoices
- Obtained NJSP/PSP Accident Reports as requested via HR
- Scheduled SP Personnel for projects/overtime (Activities outside the scope of the MOU, i.e. Traffic details etc.)

Employee Safety

- Inspected AED units / Fire Extinguishers (including toll supported bridges)
- Checked batteries in AED Units
- Checked/replenished first aid kits as needed (All regions)
- Inspected Fire Safety Training Equipment Housed @ I 78
- Met with Grainger representatives to view high visibility/reflective rain gear for possible use by Commission Ops personnel
- Monitored the Aspen 62-T Bridge Inspection conducted at TM
- Attended a meeting via TEAMS with Crum & Forster rep to discuss Dash Camera Installation in vehicles and distractive driving. Topics to be raised at the upcoming WPSC Meeting in Sept.

Workplace Safety Committee

- Conducted a facility safety review of PC at the monthly WPSC Meeting
- Reviewed old business/completed corrective action items

A Culturally Intelligent Workplace 1.0

Date Completed	Employee	Business Unit
08/02/2023	Jeanine Loeffler	Maintenance & Toll Operations

A Motivators Toolkit 2.0

Date Completed	Employee	Business Unit
08/15/2023	Phillip Calabro	Chief Administrative Officer Departments
08/17/2023	Richard C Hett	Maintenance & Fleet Operations

Back Injuries and Prevention - Safety Talks**

Date Completed	Employee	Business Unit
08/08/2023	Harald Simon	Maintenance & Fleet Operations
08/08/2023	Jamie Franks	Maintenance & Fleet Operations
08/08/2023	Matthew Stock	Maintenance & Fleet Operations
08/08/2023	Scott Sheldon	Maintenance & Fleet Operations
08/08/2023	Steve Borger	Maintenance & Fleet Operations
08/08/2023	William H Kresge IV	Maintenance & Fleet Operations
08/11/2023	John Cerra	Maintenance & Fleet Operations
08/11/2023	Mason Vance	Maintenance & Fleet Operations
08/11/2023	Matthew W Meeker	Maintenance & Fleet Operations
08/11/2023	Mitchell Vance	Maintenance & Fleet Operations
08/14/2023	Brian Feller	Maintenance & Fleet Operations
08/14/2023	James Gower	Maintenance & Fleet Operations
08/14/2023	Joseph Squire	Maintenance & Fleet Operations
08/14/2023	Kyle Williams	Maintenance & Fleet Operations
08/14/2023	Leon Werkheiser Jr	Maintenance & Fleet Operations
08/14/2023	Lloyd Johnson	Maintenance & Fleet Operations
08/14/2023	Marcus Norris	Maintenance & Fleet Operations
08/14/2023	Paul Wallace	Maintenance & Fleet Operations
08/14/2023	Taylor Perry	Maintenance & Fleet Operations
08/14/2023	Walter George	Maintenance & Fleet Operations
08/14/2023	William J. Luscik	Maintenance & Fleet Operations
08/21/2023	Alexie Reyes	Maintenance & Fleet Operations
08/21/2023	Anthony Sassani	Maintenance & Fleet Operations
08/21/2023	Brian Carr	Maintenance & Fleet Operations
08/21/2023	Casey Wallace-Walker	Maintenance & Fleet Operations
08/21/2023	Harry W Fawkes Jr	Maintenance & Fleet Operations
08/21/2023	Joseph Ritts	Maintenance & Fleet Operations
08/21/2023	Matthew Satmary	Maintenance & Fleet Operations
08/21/2023	Rayford Johnson II	Maintenance & Fleet Operations
08/21/2023	Richard C Hett	Maintenance & Fleet Operations
08/21/2023	Ryan Dietz	Maintenance & Fleet Operations
08/21/2023	Shaun Profy	Maintenance & Fleet Operations
08/23/2023	Christopher Jackson	Maintenance & Fleet Operations
08/23/2023	David Myers	Maintenance & Fleet Operations
08/23/2023	Jared Burd	Maintenance & Fleet Operations
08/23/2023	John Anderson	Maintenance & Fleet Operations
08/23/2023	Kenneth Terry	Maintenance & Fleet Operations
08/23/2023	Marc Delserro	Maintenance & Fleet Operations

TES Training Report: August 2023

Summary by
Class/Activity

08/23/2023	Michael Schermerhorn	Maintenance & Fleet Operations
08/23/2023	Stephen Bartzak	Maintenance & Fleet Operations
08/23/2023	William Findlay	Maintenance & Fleet Operations
08/23/2023	William Hauck	Training & Employee Safety
08/29/2023	Brian Keith	Maintenance & Fleet Operations
08/29/2023	Christopher M Gulini	Maintenance & Fleet Operations
08/29/2023	James Cavallo	Maintenance & Fleet Operations
08/29/2023	John J Marason	Maintenance & Fleet Operations
08/29/2023	John J Penrose	Maintenance & Fleet Operations
08/29/2023	Jordan Purdy	Maintenance & Fleet Operations
08/29/2023	Lewis Hann	Maintenance & Fleet Operations
08/29/2023	Mark Parichuk	Maintenance & Fleet Operations
08/29/2023	Mark Simonetta	Maintenance & Fleet Operations
08/29/2023	Matthew Gary	Maintenance & Fleet Operations
08/29/2023	Raymond Schiavo	Maintenance & Fleet Operations
08/29/2023	Richard Rittenhouse	Maintenance & Fleet Operations
08/29/2023	Robert Coates	Maintenance & Fleet Operations
08/29/2023	Robert J. Tilwick	Maintenance & Fleet Operations
08/29/2023	Robert Smith	Maintenance & Fleet Operations
08/29/2023	Robert Varju	Maintenance & Fleet Operations
08/29/2023	Stephen J Bosga	Maintenance & Fleet Operations
08/29/2023	Stephen Smith	Maintenance & Fleet Operations
08/29/2023	Wade B Caccese	Maintenance & Fleet Operations
08/29/2023	Wayne Stamets	Maintenance & Fleet Operations

Best Email Practices 1.0

Date Completed	Employee	Business Unit
08/09/2023	Jack Baum	Training & Employee Safety

Building Accountability in the Workplace - SkillPath**

Date Completed	Employee	Business Unit
08/25/2023	Aminah El-Burki	Training & Employee Safety
08/25/2023	William Hauck	Training & Employee Safety

Coaching and Performance Management Strategies - SkillPath**

Date Completed	Employee	Business Unit
08/25/2023	Aminah El-Burki	Training & Employee Safety
08/25/2023	William Hauck	Training & Employee Safety

Communication and Social Skills - Resolving Conflict 2.0

Date Completed	Employee	Business Unit
08/02/2023	Jeanine Loeffler	Maintenance & Toll Operations

CPR/AED/First Aid - Hunterdon Healthcare**

Date Completed	Employee	Business Unit
08/03/2023	Eugene Lelie	Public Safety & Bridge Security
08/03/2023	Gwen Flynn	Public Safety & Bridge Security
08/03/2023	James Palitto	Chief Administrative Officer Departments

TES Training Report: August 2023

Summary by Class/Activity

08/03/2023	Jodee Inscho	Communications
08/03/2023	Linda Tipton	Training & Employee Safety
08/03/2023	Richard Rittenhouse	Maintenance & Fleet Operations
08/03/2023	William Hauck	Training & Employee Safety
08/24/2023	Aaron Edison	Public Safety & Bridge Security
08/24/2023	Jamie Franks	Maintenance & Fleet Operations
08/24/2023	Jonathan P Cheslock	Public Safety & Bridge Security
08/24/2023	Lloyd Johnson	Maintenance & Fleet Operations
08/24/2023	Margaret Kinlen	Public Safety & Bridge Security
08/24/2023	Melissa Scholz	Public Safety & Bridge Security
08/24/2023	Patricia A McCormack	Public Safety & Bridge Security
08/24/2023	Steve Borger	Maintenance & Fleet Operations
08/24/2023	Tonia Overfield	Public Safety & Bridge Security
08/29/2023	Amber Lyn Seals	Chief Administrative Officer Departments
08/29/2023	Frances Holman	Public Safety & Bridge Security
08/29/2023	Heather L McConnell	Executive Office
08/29/2023	Robert Geronemo	Maintenance & Fleet Operations
08/29/2023	Sean McCarthy	Public Safety & Bridge Security
08/29/2023	Steven Reilly Jr	Public Safety & Bridge Security
08/29/2023	Khadijah Norman	Maintenance & Fleet Operations

Create Great Communicators 1.0

Date Completed	Employee	Business Unit
08/02/2023	Jeanine Loeffler	Maintenance & Toll Operations

Creative Problem Solving 2.0

Date Completed	Employee	Business Unit
08/03/2023	Robert H Capaldi	Public Safety & Bridge Security

Culture Series - Harassment Awareness 1.0

Date Completed	Employee	Business Unit
08/02/2023	Jeanine Loeffler	Maintenance & Toll Operations

Dealing With Performance Issues 1.0

Date Completed	Employee	Business Unit
08/03/2023	Robert H Capaldi	Public Safety & Bridge Security

Feedback and Non-Verbal Communication 1.0

Date Completed	Employee	Business Unit
08/02/2023	Jeanine Loeffler	Maintenance & Toll Operations

Flagger Training Certification - PSATS**

Date Completed	Employee	Business Unit
08/09/2023	Brian W. Carr	Maintenance & Fleet Operations
08/11/2023	Joshua Marason	Public Safety & Bridge Security
08/11/2023	Joseph Squire	Maintenance & Fleet Operations
08/13/2023	George Duckworth III	Public Safety & Bridge Security
08/15/2023	Jodi Fisk	Public Safety & Bridge Security

**TES Training Report:
August 2023**

**Summary by
Class/Activity**

08/18/2023	James Oleniacz	Public Safety & Bridge Security
08/21/2023	Brian Wilson	Public Safety & Bridge Security
08/21/2023	Howard Zink	Public Safety & Bridge Security
08/25/2023	Lukas Todd	Maintenance & Fleet Operations
08/28/2023	Richard Rittenhouse	Maintenance & Fleet Operations
08/30/2023	David Myers	Maintenance & Fleet Operations
08/31/2023	William Findlay	Maintenance & Fleet Operations

Good Communication 1.0

Date Completed	Employee	Business Unit
08/12/2023	Robert H Capaldi	Public Safety & Bridge Security

Head Protection 1.0 (US)

Date Completed	Employee	Business Unit
08/01/2023	Anthony Sassani	Maintenance & Fleet Operations
08/01/2023	Joseph Squire	Maintenance & Fleet Operations
08/01/2023	Paul Wallace	Maintenance & Fleet Operations
08/01/2023	Lloyd Johnson	Maintenance & Fleet Operations
08/01/2023	Alexie Reyes	Maintenance & Fleet Operations
08/02/2023	Brian W. Carr	Maintenance & Fleet Operations
08/02/2023	William J. Luscik	Maintenance & Fleet Operations
08/03/2023	Richard Rittenhouse	Maintenance & Fleet Operations
08/03/2023	Robert Varju	Maintenance & Fleet Operations
08/03/2023	Michael E Schermerhorn Jr.	Maintenance & Fleet Operations
08/04/2023	Mason Vance	Maintenance & Fleet Operations
08/05/2023	Donald Day	Maintenance & Fleet Operations
08/08/2023	Austin McCleery	Maintenance & Fleet Operations
08/08/2023	Charles Slack Jr. II	Maintenance & Fleet Operations
08/08/2023	Kenneth Terry	Maintenance & Fleet Operations
08/08/2023	John W Anderson IV	Maintenance & Fleet Operations
08/08/2023	Christopher A Jackson	Maintenance & Fleet Operations
08/08/2023	Jared Burd	Maintenance & Fleet Operations
08/08/2023	Richard L. Fleming Jr.	Maintenance & Fleet Operations
08/08/2023	Casey Wallace-Walker	Maintenance & Fleet Operations
08/08/2023	Michael Carosi	Maintenance & Fleet Operations
08/08/2023	Ryan Dietz	Maintenance & Fleet Operations
08/08/2023	Stephen Bartzak	Maintenance & Fleet Operations
08/08/2023	David Myers	Maintenance & Fleet Operations
08/08/2023	Manuel Rivera	Maintenance & Fleet Operations
08/09/2023	Nicholas Codis	Maintenance & Fleet Operations
08/10/2023	Richard C Hett	Maintenance & Fleet Operations
08/10/2023	Frederick Fennimore	Maintenance & Fleet Operations
08/10/2023	Michael A Paleafico	Maintenance & Fleet Operations
08/10/2023	Lawrence Dubin Jr.	Maintenance & Fleet Operations
08/10/2023	Brian Feller	Maintenance & Fleet Operations
08/11/2023	William Findlay	Maintenance & Fleet Operations
08/11/2023	Lukas Todd	Maintenance & Fleet Operations
08/11/2023	Joseph Ritts	Maintenance & Fleet Operations
08/14/2023	Michael Curnkey	Maintenance & Fleet Operations

TES Training Report: August 2023

Summary by
Class/Activity

08/16/2023	Justin Crisp	Maintenance & Fleet Operations
08/16/2023	Jean-Philippe Michel	Maintenance & Fleet Operations
08/16/2023	Marcus Norris	Maintenance & Fleet Operations
08/16/2023	Matthew Stock	Maintenance & Fleet Operations
08/16/2023	Robert J. Tilwick	Maintenance & Fleet Operations
08/16/2023	Paul Panto	Maintenance & Fleet Operations
08/17/2023	Wade B Caccese	Maintenance & Fleet Operations
08/18/2023	Matthew Satmary	Maintenance & Fleet Operations
08/22/2023	Lewis Hann	Maintenance & Fleet Operations

How To Hire The Right People 1.0

Date Completed	Employee	Business Unit
08/28/2023	Kevin Fey	Public Safety & Bridge Security

Interview and Selection 2.0

Date Completed	Employee	Business Unit
08/08/2023	Lauren Werner	Training & Employee Safety
08/28/2023	Kevin Fey	Public Safety & Bridge Security

Interview Communication 1.0

Date Completed	Employee	Business Unit
08/28/2023	Kevin Fey	Public Safety & Bridge Security

Leadership and Management - Innovation and Culture 1.0

Date Completed	Employee	Business Unit
08/04/2023	William Hauck	Training & Employee Safety

Leadership and Management - Learning Styles 1.0

Date Completed	Employee	Business Unit
08/04/2023	William Hauck	Training & Employee Safety

Leadership and Management - Stress Management 1.0

Date Completed	Employee	Business Unit
08/04/2023	William Hauck	Training & Employee Safety

Leadership and Management - Team Activities 1.0

Date Completed	Employee	Business Unit
08/04/2023	William Hauck	Training & Employee Safety

Leadership and Management - The Key to Delegation 1.0

Date Completed	Employee	Business Unit
08/04/2023	William Hauck	Training & Employee Safety

Leadership Suite - Managing Different Personalities 1.0

Date Completed	Employee	Business Unit
08/04/2023	William Hauck	Training & Employee Safety

**TES Training Report:
August 2023**

Summary by
Class/Activity

Leadership versus Management 2019

Date Completed	Employee	Business Unit
08/04/2023	William Hauck	Training & Employee Safety

Leading A Diverse Workforce, Part 1 1.0

Date Completed	Employee	Business Unit
08/04/2023	William Hauck	Training & Employee Safety

Leading A Diverse Workforce, Part 2 1.0

Date Completed	Employee	Business Unit
08/04/2023	William Hauck	Training & Employee Safety

Leading Learning - Business Writing Fundamentals 1.0

Date Completed	Employee	Business Unit
08/07/2023	William Hauck	Training & Employee Safety

Leading Learning - Closing Your Project 1.0

Date Completed	Employee	Business Unit
08/07/2023	William Hauck	Training & Employee Safety

Leading Learning - Communicating to Project Stakeholders 1.0

Date Completed	Employee	Business Unit
08/07/2023	William Hauck	Training & Employee Safety

Leading Learning - Cross-Cultural Communication 1.0

Date Completed	Employee	Business Unit
08/07/2023	William Hauck	Training & Employee Safety

Leading Learning - Customer Service Excellence 1.0

Date Completed	Employee	Business Unit
08/07/2023	William Hauck	Training & Employee Safety

Leading Learning - Driver Safety Awareness 1.0

Date Completed	Employee	Business Unit
08/04/2023	William Hauck	Training & Employee Safety

Leading Learning - Effective Communication 1.0

Date Completed	Employee	Business Unit
08/07/2023	William Hauck	Training & Employee Safety

Leading Learning - Effective Listening 1.0

Date Completed	Employee	Business Unit
08/09/2023	William Hauck	Training & Employee Safety

Leading Learning - Effective Online Communication 1.0

Date Completed	Employee	Business Unit
08/09/2023	William Hauck	Training & Employee Safety

**TES Training Report:
August 2023**

Summary by
Class/Activity

Leading Learning - Handling Customer Complaints 1.0

Date Completed	Employee	Business Unit
08/09/2023	William Hauck	Training & Employee Safety

Leading Learning - Harassment and Bullying Prevention 1.0

Date Completed	Employee	Business Unit
08/09/2023	William Hauck	Training & Employee Safety

Leading Learning - Managing Customer Feedback 1.0

Date Completed	Employee	Business Unit
08/09/2023	William Hauck	Training & Employee Safety

Leading Learning - Managing Harassment and Bullying 1.0

Date Completed	Employee	Business Unit
08/09/2023	William Hauck	Training & Employee Safety

Leading Learning - Managing Sexual Harassment 1.0

Date Completed	Employee	Business Unit
08/09/2023	William Hauck	Training & Employee Safety

Leading Learning - Navigating Communication Channels 1.0

Date Completed	Employee	Business Unit
08/09/2023	William Hauck	Training & Employee Safety

Leading Learning - Non-Verbal Communication 1.0

Date Completed	Employee	Business Unit
08/09/2023	William Hauck	Training & Employee Safety

Leading Learning - Preparing Your Project 1.0

Date Completed	Employee	Business Unit
08/09/2023	William Hauck	Training & Employee Safety

Leading Learning - Project Implementation 1.0

Date Completed	Employee	Business Unit
08/09/2023	William Hauck	Training & Employee Safety

Leading Learning - Project Management Basics 1.0

Date Completed	Employee	Business Unit
08/09/2023	William Hauck	Training & Employee Safety

Leading Learning - Quality Management 1.0

Date Completed	Employee	Business Unit
08/10/2023	William Hauck	Training & Employee Safety

Leading Learning - Sexual Harassment Prevention 1.0

Date Completed	Employee	Business Unit
08/10/2023	William Hauck	Training & Employee Safety

TES Training Report: August 2023

Summary by
Class/Activity

Leading Learning - The Customer Journey 1.0

Date Completed	Employee	Business Unit
08/10/2023	William Hauck	Training & Employee Safety

Leading Learning - Your Customer's Journey 1.0

Date Completed	Employee	Business Unit
08/10/2023	William Hauck	Training & Employee Safety

Leading Team Meetings 1.0

Date Completed	Employee	Business Unit
08/10/2023	William Hauck	Training & Employee Safety

Learner Welcome Course

Date Completed	Employee	Business Unit
08/01/2023	Steve Borger	Maintenance & Fleet Operations
08/03/2023	Richard Rittenhouse	Maintenance & Fleet Operations
08/03/2023	Michael E Schermerhorn Jr.	Maintenance & Fleet Operations
08/10/2023	Michael A Paleafico	Maintenance & Fleet Operations
08/14/2023	Richard C Hett	Maintenance & Fleet Operations

Let Go of Control 1.0

Date Completed	Employee	Business Unit
08/10/2023	William Hauck	Training & Employee Safety

Leveraging Diversity and Strengths in the Workplace (2018)

Date Completed	Employee	Business Unit
08/10/2023	William Hauck	Training & Employee Safety

LGBTIQ+ Inclusion 1.0 (US)

Date Completed	Employee	Business Unit
08/10/2023	William Hauck	Training & Employee Safety

LinkedIn - How Connections Work 3.0

Date Completed	Employee	Business Unit
08/10/2023	William Hauck	Training & Employee Safety

Maintaining Organizational Culture 1.0

Date Completed	Employee	Business Unit
08/10/2023	William Hauck	Training & Employee Safety

Make Your Service Memorable 1.0

Date Completed	Employee	Business Unit
08/10/2023	William Hauck	Training & Employee Safety

Making a Plan that Works 1.0

Date Completed	Employee	Business Unit
08/10/2023	William Hauck	Training & Employee Safety

TES Training Report: August 2023

Summary by
Class/Activity

Making Effective Decisions 1.0

Date Completed	Employee	Business Unit
08/10/2023	William Hauck	Training & Employee Safety

Making Meetings Matter 4.0

Date Completed	Employee	Business Unit
08/10/2023	William Hauck	Training & Employee Safety

Manage Meeting Personalities 3.0

Date Completed	Employee	Business Unit
08/10/2023	William Hauck	Training & Employee Safety

Manage Your Time By Organizing Paperwork 1.0

Date Completed	Employee	Business Unit
08/11/2023	William Hauck	Training & Employee Safety

Management Skills - What Does it Take? 1.0

Date Completed	Employee	Business Unit
08/11/2023	William Hauck	Training & Employee Safety

Management, Communication and Growth 1.0

Date Completed	Employee	Business Unit
08/11/2023	William Hauck	Training & Employee Safety

Managing Change 2.0

Date Completed	Employee	Business Unit
08/11/2023	William Hauck	Training & Employee Safety

Managing Change in Your Organization 1.0

Date Completed	Employee	Business Unit
08/11/2023	William Hauck	Training & Employee Safety

Managing Conflict 1.0

Date Completed	Employee	Business Unit
08/11/2023	William Hauck	Training & Employee Safety

Managing Conflict in the Workplace 1.0

Date Completed	Employee	Business Unit
08/11/2023	William Hauck	Training & Employee Safety

Managing Employee Performance - A Look at Influences and Discipline 1.0

Date Completed	Employee	Business Unit
08/14/2023	William Hauck	Training & Employee Safety

Managing Employee Stress 1.0

Date Completed	Employee	Business Unit
08/14/2023	William Hauck	Training & Employee Safety

**TES Training Report:
August 2023**

Summary by
Class/Activity

Managing Stress 2.0

Date Completed	Employee	Business Unit
08/14/2023	William Hauck	Training & Employee Safety

Managing Team Development 1.0

Date Completed	Employee	Business Unit
08/14/2023	William Hauck	Training & Employee Safety

Managing Virtual Teams 1.0

Date Completed	Employee	Business Unit
08/14/2023	William Hauck	Training & Employee Safety

Managing Your Remote Workers 1.0

Date Completed	Employee	Business Unit
08/15/2023	William Hauck	Training & Employee Safety

Manual Handling 1.0 (US)

Date Completed	Employee	Business Unit
08/15/2023	William Hauck	Training & Employee Safety

Maslow's Theory of Motivation 1.0

Date Completed	Employee	Business Unit
08/15/2023	William Hauck	Training & Employee Safety

Maximizing the Benefits of Your Organizations Structure 1.0

Date Completed	Employee	Business Unit
08/15/2023	William Hauck	Training & Employee Safety

Minimizing Gossip and Rumor 1.0

Date Completed	Employee	Business Unit
08/15/2023	William Hauck	Training & Employee Safety

More Methods for Training Delivery 1.0

Date Completed	Employee	Business Unit
08/16/2023	William Hauck	Training & Employee Safety

Motivating Employees - Job Design 1.0

Date Completed	Employee	Business Unit
08/16/2023	William Hauck	Training & Employee Safety

Motivating Employees - Performance Appraisals 1.0

Date Completed	Employee	Business Unit
08/16/2023	William Hauck	Training & Employee Safety

Motivating Your People and Being a Positive Role Model 1.0

Date Completed	Employee	Business Unit
08/16/2023	William Hauck	Training & Employee Safety

TES Training Report: August 2023

Summary by
Class/Activity

Motivation - Ethical Strategies 1.0

Date Completed	Employee	Business Unit
08/17/2023	William Hauck	Training & Employee Safety

Motivation - Process-Based Theory 1.0

Date Completed	Employee	Business Unit
08/17/2023	William Hauck	Training & Employee Safety

Motivation and Job Performance 1.0

Date Completed	Employee	Business Unit
08/17/2023	William Hauck	Training & Employee Safety

Motivational Theorists Whose Theories Work in Practice 1.0

Date Completed	Employee	Business Unit
08/17/2023	William Hauck	Training & Employee Safety

Motivation-Expectancy Theory 1.0

Date Completed	Employee	Business Unit
08/17/2023	William Hauck	Training & Employee Safety

Moving from What to How 1.0

Date Completed	Employee	Business Unit
08/18/2023	William Hauck	Training & Employee Safety

Multitasking Myths 1.0

Date Completed	Employee	Business Unit
08/17/2023	William Hauck	Training & Employee Safety

Neurodiversity - Acknowledging Unique Abilities 1.0

Date Completed	Employee	Business Unit
08/23/2023	William Hauck	Training & Employee Safety

Neurodiversity - Interview and Selection 1.0

Date Completed	Employee	Business Unit
08/28/2023	Kevin Fey	Public Safety & Bridge Security

NLP - Unconscious Eye Movement 2.0

Date Completed	Employee	Business Unit
08/23/2023	William Hauck	Training & Employee Safety

Nonverbal Communication and Listening 1.0

Date Completed	Employee	Business Unit
08/25/2023	William Hauck	Training & Employee Safety

Nonverbal Communication and Listening 2.0

Date Completed	Employee	Business Unit
08/25/2023	William Hauck	Training & Employee Safety

**TES Training Report:
August 2023**

Summary by
Class/Activity

Onboarding - The Power of Day One 1.0

Date Completed	Employee	Business Unit
08/25/2023	William Hauck	Training & Employee Safety

Onboarding - Transmitting Culture 1.0

Date Completed	Employee	Business Unit
08/25/2023	William Hauck	Training & Employee Safety

Onboarding - Why You Should Care 1.0

Date Completed	Employee	Business Unit
08/25/2023	William Hauck	Training & Employee Safety

Promotional Exam (DRMS)**

Date Completed	Employee	Business Unit
08/30/2023	John W Anderson IV	Maintenance & Fleet Operations
08/31/2023	Alexie Reyes	Maintenance & Fleet Operations
08/31/2023	Frederick Fennimore	Maintenance & Fleet Operations
08/31/2023	Jared Burd	Maintenance & Fleet Operations
08/31/2023	Richard C Hett	Maintenance & Fleet Operations

Promotional Exam (Toll Corporal)**

Date Completed	Employee	Business Unit
08/31/2023	Brenda Brown	Public Safety & Bridge Security
08/31/2023	Carol Ramsin	Public Safety & Bridge Security
08/31/2023	Dawn K Hawthorne	Public Safety & Bridge Security
08/31/2023	Gino Hernandez	Public Safety & Bridge Security
08/31/2023	Sandra Giordano	Public Safety & Bridge Security

Promotional Exam (TSB Corporal)**

Date Completed	Employee	Business Unit
08/30/2023	Scott McDonald	Public Safety & Bridge Security
08/31/2023	Constantino Raffaele	Public Safety & Bridge Security
08/31/2023	Daphne Centeno	Maintenance & Fleet Operations
08/31/2023	Jonathan Eriksen	Public Safety & Bridge Security
08/31/2023	Joseph Mazak	Public Safety & Bridge Security

Promotional Exam Prep (DRMS)**

Date Completed	Employee	Business Unit
08/24/2023	Alexie Reyes	Maintenance & Fleet Operations
08/24/2023	Frederick Fennimore	Maintenance & Fleet Operations
08/24/2023	Jared Burd	Maintenance & Fleet Operations
08/24/2023	John W Anderson IV	Maintenance & Fleet Operations
08/24/2023	Richard C Hett	Maintenance & Fleet Operations
08/28/2023	Austin McCleery	Maintenance & Fleet Operations

Promotional Exam Prep (Toll Corporal)**

Date Completed	Employee	Business Unit
08/23/2023	Brenda Brown	Public Safety & Bridge Security

**TES Training Report:
August 2023**

Summary by
Class/Activity

08/23/2023	Carol Ramsin	Public Safety & Bridge Security
08/23/2023	Dawn K Hawthorne	Public Safety & Bridge Security
08/23/2023	Sandra Giordano	Public Safety & Bridge Security
08/29/2023	Gino Hernandez	Public Safety & Bridge Security

Promotional Exam Prep (TSB Corporal)**

Date Completed	Employee	Business Unit
08/25/2023	Constantino Raffaele	Public Safety & Bridge Security
08/25/2023	Jonathan Eriksen	Public Safety & Bridge Security
08/25/2023	Joseph Mazak	Public Safety & Bridge Security
08/25/2023	Ryan Nelson	Public Safety & Bridge Security
08/25/2023	Scott McDonald	Public Safety & Bridge Security

Shop Safety - Safety Talks**

Date Completed	Employee	Business Unit
08/08/2023	Harald Simon	Maintenance & Fleet Operations
08/08/2023	Jamie Franks	Maintenance & Fleet Operations
08/08/2023	Matthew Stock	Maintenance & Fleet Operations
08/08/2023	Scott Sheldon	Maintenance & Fleet Operations
08/08/2023	Steve Borger	Maintenance & Fleet Operations
08/08/2023	William H Kresge IV	Maintenance & Fleet Operations
08/11/2023	John Cerra	Maintenance & Fleet Operations
08/11/2023	Mason Vance	Maintenance & Fleet Operations
08/11/2023	Matthew W Meeker	Maintenance & Fleet Operations
08/11/2023	Mitchell Vance	Maintenance & Fleet Operations
08/14/2023	Brian Feller	Maintenance & Fleet Operations
08/14/2023	James Gower	Maintenance & Fleet Operations
08/14/2023	Joseph Squire	Maintenance & Fleet Operations
08/14/2023	Kyle Williams	Maintenance & Fleet Operations
08/14/2023	Leon Werkheiser Jr	Maintenance & Fleet Operations
08/14/2023	Lloyd Johnson	Maintenance & Fleet Operations
08/14/2023	Marcus Norris	Maintenance & Fleet Operations
08/14/2023	Paul Wallace	Maintenance & Fleet Operations
08/14/2023	Taylor Perry	Maintenance & Fleet Operations
08/14/2023	Walter George	Maintenance & Fleet Operations
08/14/2023	William J. Luscik	Maintenance & Fleet Operations
08/21/2023	Alexie Reyes	Maintenance & Fleet Operations
08/21/2023	Anthony Sassani	Maintenance & Fleet Operations
08/21/2023	Brian Carr	Maintenance & Fleet Operations
08/21/2023	Casey Wallace-Walker	Maintenance & Fleet Operations
08/21/2023	Harry W Fawkes Jr	Maintenance & Fleet Operations
08/21/2023	Joseph Ritts	Maintenance & Fleet Operations
08/21/2023	Matthew Satmary	Maintenance & Fleet Operations
08/21/2023	Rayford Johnson II	Maintenance & Fleet Operations
08/21/2023	Richard C Hett	Maintenance & Fleet Operations
08/21/2023	Ryan Dietz	Maintenance & Fleet Operations
08/21/2023	Shaun Profy	Maintenance & Fleet Operations
08/23/2023	Christopher Jackson	Maintenance & Fleet Operations
08/23/2023	David Myers	Maintenance & Fleet Operations

**TES Training Report:
August 2023**

**Summary by
Class/Activity**

08/23/2023	Jared Burd	Maintenance & Fleet Operations
08/23/2023	John Anderson	Maintenance & Fleet Operations
08/23/2023	Kenneth Terry	Maintenance & Fleet Operations
08/23/2023	Marc Delserro	Maintenance & Fleet Operations
08/23/2023	Michael Schermerhorn	Maintenance & Fleet Operations
08/23/2023	Stephen Bartzak	Maintenance & Fleet Operations
08/23/2023	William Findlay	Maintenance & Fleet Operations
08/23/2023	William Hauck	Training & Employee Safety
08/29/2023	Brian Keith	Maintenance & Fleet Operations
08/29/2023	Christopher M Gulini	Maintenance & Fleet Operations
08/29/2023	James Cavallo	Maintenance & Fleet Operations
08/29/2023	John J Marason	Maintenance & Fleet Operations
08/29/2023	John J Penrose	Maintenance & Fleet Operations
08/29/2023	Jordan Purdy	Maintenance & Fleet Operations
08/29/2023	Lewis Hann	Maintenance & Fleet Operations
08/29/2023	Mark Parichuk	Maintenance & Fleet Operations
08/29/2023	Mark Simonetta	Maintenance & Fleet Operations
08/29/2023	Matthew Gary	Maintenance & Fleet Operations
08/29/2023	Raymond Schiavo	Maintenance & Fleet Operations
08/29/2023	Richard Rittenhouse	Maintenance & Fleet Operations
08/29/2023	Robert Coates	Maintenance & Fleet Operations
08/29/2023	Robert J. Tilwick	Maintenance & Fleet Operations
08/29/2023	Robert Smith	Maintenance & Fleet Operations
08/29/2023	Robert Varju	Maintenance & Fleet Operations
08/29/2023	Stephen J Bosga	Maintenance & Fleet Operations
08/29/2023	Stephen Smith	Maintenance & Fleet Operations
08/29/2023	Wade B Caccese	Maintenance & Fleet Operations
08/29/2023	Wayne Stamets	Maintenance & Fleet Operations

Throw Bag/Throw Ring Familiarization**

Date Completed	Employee	Business Unit
08/21/2023	Antione Holmes	Public Safety & Bridge Security
08/21/2023	Christopher Kopach	Public Safety & Bridge Security
08/21/2023	Constantino Raffaele	Public Safety & Bridge Security
08/21/2023	Crystal Coles	Public Safety & Bridge Security
08/21/2023	Daniel Paugh	Public Safety & Bridge Security
08/21/2023	Dena Parichuk	Public Safety & Bridge Security
08/21/2023	Donna Lynn Piazza	Public Safety & Bridge Security
08/21/2023	James Daniel Matlock Jr.	Public Safety & Bridge Security
08/21/2023	James Karpenko	Public Safety & Bridge Security
08/21/2023	Joseph Boraski	Public Safety & Bridge Security
08/21/2023	Joseph M Holva	Public Safety & Bridge Security
08/21/2023	Joseph Mazak	Public Safety & Bridge Security
08/21/2023	Kevin Fey	Public Safety & Bridge Security
08/21/2023	Lauren M Picone	Public Safety & Bridge Security
08/21/2023	Patti J Cicero	Public Safety & Bridge Security
08/21/2023	Ralph Reppert	Public Safety & Bridge Security
08/21/2023	Randy Piazza	Public Safety & Bridge Security
08/21/2023	Tina V Amato	Public Safety & Bridge Security

**TES Training Report:
August 2023**

**Summary by
Class/Activity**

08/22/2023	Aaron Edison	Public Safety & Bridge Security
08/22/2023	Anthony Dragotta	Public Safety & Bridge Security
08/22/2023	Carl Bright	Public Safety & Bridge Security
08/22/2023	David Korp	Public Safety & Bridge Security
08/22/2023	Ernesto Minardi	Public Safety & Bridge Security
08/22/2023	Francis Flynn III	Public Safety & Bridge Security
08/22/2023	James Davis Jr	Public Safety & Bridge Security
08/22/2023	James Oleniacz	Public Safety & Bridge Security
08/22/2023	Jonathan Miller	Public Safety & Bridge Security
08/22/2023	Justin Vegh	Public Safety & Bridge Security
08/22/2023	Karen Ireland	Public Safety & Bridge Security
08/22/2023	Kenneth H Hockenbury	Public Safety & Bridge Security
08/22/2023	Kyle Faust	Public Safety & Bridge Security
08/22/2023	Michael Gaspari	Public Safety & Bridge Security
08/22/2023	Rachael M Pisciotto	Public Safety & Bridge Security
08/22/2023	Scott McDonald	Public Safety & Bridge Security
08/22/2023	Shuz Lange	Public Safety & Bridge Security
08/22/2023	Steven Horvath	Public Safety & Bridge Security
08/22/2023	Zachary Varju	Public Safety & Bridge Security

Traffic Control Coordinator Designation - CAIT Rutgers**

Date Completed	Employee	Business Unit
08/31/2023	Anthony Sassani	Maintenance & Fleet Operations
08/31/2023	Austin McCleery	Maintenance & Fleet Operations
08/31/2023	Christopher A Jackson	Maintenance & Fleet Operations
08/31/2023	Jamie Franks	Maintenance & Fleet Operations
08/31/2023	Kyle Williams	Maintenance & Fleet Operations
08/31/2023	Paul Wallace	Maintenance & Fleet Operations
08/31/2023	Steve Borger	Maintenance & Fleet Operations
08/31/2023	William J. Luscik	Maintenance & Fleet Operations

Verifying Safeguards - Safety Talks

Date Completed	Employee	Business Unit
08/03/2023	Richard Rittenhouse	Maintenance & Fleet Operations

Working Alongside Subcontractors - Safety Talks

Date Completed	Employee	Business Unit
08/03/2023	Richard Rittenhouse	Maintenance & Fleet Operations

Courses Taken: 110 **Employees Trained: 154**
ILT Sessions: 26

***Denotes instructor-led training*