

DELAWARE RIVER
JOINT TOLL BRIDGE COMMISSION
MINUTES
MEETING OF OCTOBER 30, 2017

DELAWARE RIVER JOINT TOLL BRIDGE COMMISSION

MEMBERS OF THE COMMISSION

NEW JERSEY

HONORABLE MICHAEL B. LAVERY
Chairman

HONORABLE GEOFFREY S. STANLEY

HONORABLE GARRETT LEONARD VAN VLIET

HONORABLE LORI CIESLA

HONORABLE YUKI MOORE LAURENTI
Treasurer

PENNSYLVANIA

HONORABLE WADUD AHMAD
Vice Chairman

HONORABLE MIRIAM HUERTAS

HONORABLE PAMELA JANVEY
Secretary

HONORABLE DANIEL GRACE

VACANT

DELAWARE RIVER JOINT TOLL BRIDGE COMMISSION

STANDING COMMITTEES

FINANCE, INSURANCE MANAGEMENT AND OPERATIONS

PENNSYLVANIA: Janvey*, Huertas
NEW JERSEY: Ciesla, Laurenti

PROJECTS, PROPERTY AND EQUIPMENT

PENNSYLVANIA: Ahmad, Grace
NEW JERSEY: Stanley, Van Vliet*

PROFESSIONAL SERVICES

PENNSYLVANIA: Ahmad*, Vacant
NEW JERSEY: Lavery, Van Vliet

PERSONNEL

PENNSYLVANIA: Grace, Janvey
NEW JERSEY: Ciesla, Stanley*

AUDIT COMMITTEE

PENNSYLVANIA: Ahmad, Janvey
NEW JERSEY: Lavery*, Laurenti

ADMINISTRATIVE COMMITTEE

PENNSYLVANIA: Grace, Huertas
NEW JERSEY: Laurenti*, Ciesla

Chairman and Vice Chairman Ex-Officio of all Committees

*Chairman of Committee

**DELAWARE RIVER JOINT TOLL BRIDGE COMMISSION
RECAPITULATION OF COMMITTEE MEMBERSHIP**

Lavery	(1) Ex-Officio of all Committees (2) Professional Services Committees (3) Audit Committee (Chairperson)
Ciesla	(1) Finance, Insurance Management and Operations Committee (2) Personnel Committee (3) Administrative Committee
Ahmad	(1) Projects, Property and Equipment Committee (2) Professional Services Committee (Chairperson) (3) Audit Committee
Grace	(1) Projects, Property and Equipment Committee (2) Personnel Committee (3) Administrative Committee
Janvey	(1) Finance, Insurance Management and Operations Committee (Chairperson) (2) Personnel Committee (3) Audit Committee
Laurenti	(1) Finance, Insurance Management and Operations Committee (2) Audit Committee (3) Administrative Committee (Chairperson)
Vacant	(1) Professional Services
Stanley	(1) Projects, Property and Equipment Committee (2) Personnel Committee (Chairperson)
Huertas	(1) Finance, Insurance Management and Operations Committee (2) Administrative Committee
Van Vliet	(1) Projects, Property and Equipment Committee (Chairperson) (2) Professional Services Committee

DELAWARE RIVER JOINT TOLL BRIDGE COMMISSION

PROFESSIONAL ASSOCIATES

CONSULTING ENGINEERS

CHERRY, WEBER & ASSOCIATES
Freehold, NJ

LEGAL COUNSEL

ARCHER
Philadelphia, Pennsylvania

FLORIO, PERRUCCI, STEINHARDT & FADER
Phillipsburg, New Jersey

EMPLOYMENT COUNSEL

STRADLEY, RONON, STEVENS & YOUNG
Philadelphia, Pennsylvania

CHIESA SHAHINIAN & GIANTOMASI
West Orange, New Jersey

AUDITOR

ZELENKOWSKIE AXELROD, LLC
Jamison, Pennsylvania

FINANCIAL ADVISOR

NW FINANCIAL GROUP
Jersey City, New Jersey

COMMUNICATIONS CONSULTANT

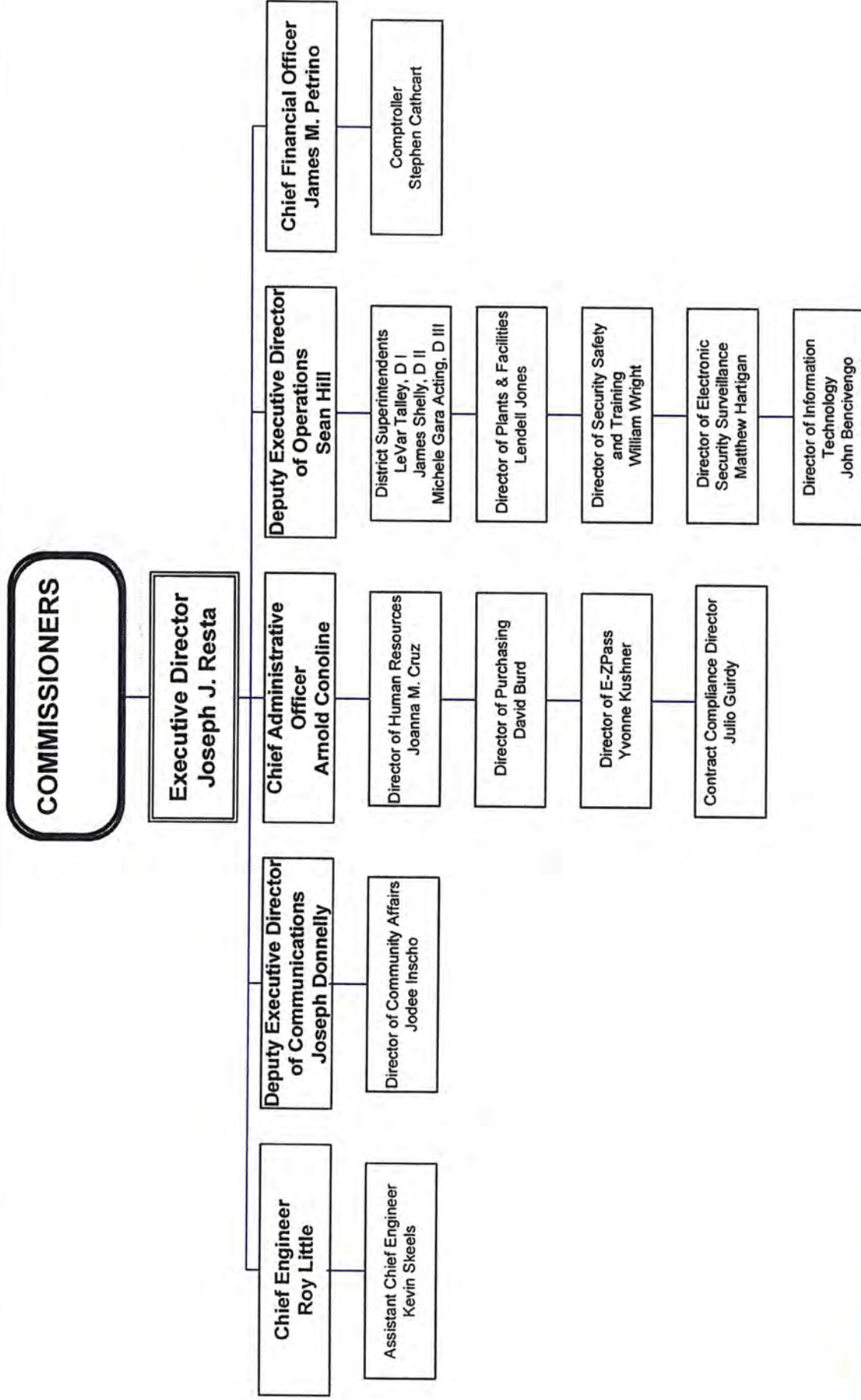
BELLVUE COMMUNICATIONS
Philadelphia, Pennsylvania

INVESTMENT ADVISOR

WILMINGTON TRUST
Wilmington, Delaware

DELAWARE RIVER JOINT TOLL BRIDGE COMMISSION

ORGANIZATION CHART



DELAWARE RIVER JOINT TOLL BRIDGE COMMISSION

Meeting of October 30, 2017

INDEX TO MINUTES

	PAGE
1. Call to Order	1
2. Appearances.....	1 - 2
3. Roll Call.....	2
4. Secretary's Note.....	2
5. Welcome Remarks of Chairman	2
6. Introduction of Comments from the Public	2
7. Executive Director's Report	2 - 4
8. Approval of Minutes for Commission Meeting September 25, 2017	4 - 5
9. Approval of Operations Report Month of September 2017	5
10. Appointment of Innovative Risk as Broker Of Record of Post 65-Medical Insurance.....	5 - 6
11. Placement of Medicare-Eligible Retiree Medical and Prescription.	6
12. Renewal of Medical, Dental, Life, Accidental Death & Dismemberment, Long Term Disability Insurance Program-January 2, 2018- December 31, 2018.....	7 - 8
13. Scudder Falls Bridge Replacement Project, Construction Inspection Services-NJ Approach Contract CI-673A-Award of Contract to Gannett Fleming	8 - 9
14. 2017 Other Post-Employment Benefits Trust Contribution.....	8 - 9

DELAWARE RIVER JOINT TOLL BRIDGE COMMISSION

Meeting of October 30, 2017

15.	Approval of Amendment to Post Retirement Health Benefits Policy.....	9	-	10
16.	New Jersey Legal Counsel Services-Appointment of Florio, Perrucci, Steinhardt and Fader.....	10	-	11
17.	New Jersey Labor Services-Appointment of Chiesa, Shahinian & Giantomasi.....			11
18.	Construction Management Services, Commission Administration Building at Scudder Falls-Contract to Negotiate.....	11	-	12
19.	Operation and Maintenance 1 Year Funding Agreements with the U.S. Geological Survey New Jersey Water Science Center (USGS).....			12
20.	Approval of Reorganization of the Operations Department	12	-	13
21.	Approval of Salary Table.....	13	-	14
22.	Approval of Retirement Health Benefits, Patricia Ashton, Bridge Monitor I, Southern Division Toll Supported Bridge.....			14
23.	Approval of Retirement Health Benefits, Leonard Williams, Bridge Monitor I, Southern Division Toll Supported Bridge			15
24.	Approval of Retirement Health Benefits, Ferdinand Lorenzetti, Maintenance Worker I-Easton Phillipsburg Toll Bridge			15
25.	Appointment of Richard Smith to Toll Collector Position-District III			16
26.	Approval for Promotion of Casey Clark to Toll Corporal-District I.....			17
27.	Approval for Promotion of Gregory Gibson to Toll Corporal-District I.....			17

DELAWARE RIVER JOINT TOLL BRIDGE COMMISSION

Meeting of October 30, 2017

28.	Approval of Retirement Health Benefits, John Chirico, Maintenance Worker I, Milford-Montague Toll Bridge.....	17
29.	Approval of Payment of Invoices Stradley Ronon, PA Labor Counsel.....	18
30.	Approval of Payment of Invoices Archer Law, PA Legal Counsel	18
31.	Approval for Payment of Invoice Chiesa, Shahinian & Giantomasi, NJ Labor Counsel.....	19
32.	Approval of Payment of Invoice, Florio Perrucci Steinhardt and Fader, NJ Legal Counsel	19
33.	Invitation for Comments from the Public	20
34.	Scheduling of the November 20, 2017 Meeting	20
35.	Adjournment	20

DELAWARE RIVER JOINT TOLL BRIDGE COMMISSION

Meeting of October 30, 2017

CALL TO ORDER

The Regular Monthly Meeting of the Delaware River Joint Toll Bridge Commission was called to Order at the New Hope Executive Offices, 2492 River Road, New Hope, PA. 18938-9519, on Monday, October 30, 2017 at 10:30 a.m. pursuant to notice properly forwarded to each member in compliance with the by-laws. Michael Lavery, Chairman, presided at this meeting. The Commissioners met in Executive Session to discuss legal and personnel matters prior to this meeting.

APPEARANCES

COMMISSION MEMBERS:

Hon. Wadud Ahmad (Pennsylvania)
Hon. Lori Ciesla (New Jersey) (Via Conference Call)
Hon. Daniel Grace (Pennsylvania)
Hon. Miriam Huertas (Pennsylvania)
Hon. Pamela Janvey (Pennsylvania)
Hon. Yuki Moore Laurenti (New Jersey)
Hon. Michael Lavery (New Jersey)
Hon. Geoffrey S. Stanley (New Jersey)
Hon. Garrett Van Vliet (New Jersey)

COMMISSION COUNSEL:

Douglas Steinhart, Florio, Perrucci, Steinhart & Fader, New Jersey
Shelley Smith, Archer Law, Pennsylvania
Jonathan Bloom, Stradley, Ronon, Stevens & Young Pennsylvania
Brian O'Neil, Chiesa Shahinian & Giantomasi, New Jersey

GOVERNORS REPRESENTATIVES:

Mary Maples, NJ Authorities Unit
Chelsea Guzowski, PA Governor's Office
Nedia Ralston, PA Governor's Office

COMMISSION STAFF MEMBERS:

Joseph J. Resta, Executive Director
Sean Hill, Deputy Executive Director of Operations
Roy Little, Chief Engineer
James Petrino, Chief Financial Officer
Joseph Donnelly, Deputy Executive Director of Communications
Arnold Conoline, Chief Administrative Officer
Stephen Cathcart, Comptroller

DELAWARE RIVER JOINT TOLL BRIDGE COMMISSION

Meeting of October 30, 2017

Wendy Reading, Director of Administrative Services
Jodee Inscho, Director of Community Affairs
Julio Guridy, Director of Contract Compliance

PROFESSIONAL ASSOCIATES

Alex Styer, Bellevue Communications Consultant

OTHERS:

Ed Duffy, New Hope Borough
Ryan Bevitz, From Representative Perry Warren's Office

ROLL CALL

Joseph Resta, Executive Director, in his capacity as Secretary for this Meeting called the roll, and at the conclusion thereof, reported that there was a quorum present-there being four members present from the Commonwealth of Pennsylvania and five members present from the State of New Jersey.

"SECRETARY'S NOTE

Commissioner Janvey had stepped out of the room during the Roll Call. She was present during the duration of the Commission meeting.

WELCOMING REMARKS OF CHAIRMAN

Chairman Lavery welcomed those persons whose identities are set forth hereinabove under "Appearances".

INTRODUCE ANY COMMENTS FROM THE PUBLIC

Chairman Lavery addressed the meeting and invited any comments from the public on items pertaining to today's Agenda. No questions were presented.

EXECUTIVE DIRECTORS REPORT

Joseph Resta, Executive Director, addressed the meeting and said;

"With the approaching onset of cold weather, the Commission is currently engaged in making winter-storm preparations as well as for its operations and capital program in 2018;

"Throughout our jurisdiction, maintenance crews are engaged in the annual task of readying trucks and equipment for snow and ice removal. Our personnel also

DELAWARE RIVER JOINT TOLL BRIDGE COMMISSION

Meeting of October 30, 2017

are stocking up on road salt, magnesium chloride and other supplies. Whether the upcoming winter ends up being mild or severe, the Commission's operations forces will be at the ready and prepared;

"To strengthen our storm response capabilities, construction of the new, expanded salt barn at the Milford-Montague Toll Bridge began earlier this month. The project stipulates the facility is to be ready for use by the end of December;

"Looking to future years, a concept study for the expanded maintenance facility at our Morrisville location includes a proposal for a new salt storage building with significantly increased capacity. A concept study also is being launched for a new salt storage building here at New Hope. These envisioned salt facilities will give us the storage we need to handle anticipated increased winter-storm response needs throughout our southern region once the first span of the Scudder Falls Replacement Bridge opens in 2019 and that project's total completion in late 2021;

"Turning to the other capital projects currently underway, we are grateful for the warm weather trend that continues to extend this year's construction season. At the Lower Trenton Bridge, the upgrading of the iconic Trenton Makes the World Takes sign's lighting elements to a less costly energy-efficient system anticipates completion by the end of this year. The sign's letter housings have all been cleaned and painted and the installation of new electrical infrastructure has been completed. Work will resume once the sign's new LED lights are fabricated and delivered. The contractor is hopeful of having the lights in-hand early next month, which would allow for project completion in mid-to-late December. In our 6.5 mile I-78 jurisdiction, work on the I-78 Bridges and Approach Slabs Rehabilitation Project continues to move forward. Crews have completed painting at one overpass structure and are now fully engaged at a second overpass. Meanwhile, parking lot repairs, patching and pavement striping work at our Pennsylvania Welcome Center was completed last week. The project's most critical task – the replacement of dozens of bridge approach slabs – is set to begin today. This project remains on track for completion late next year. Turning to the expansive Scudder Falls Bridge Replacement Project, work is currently taking place at nine distinct locations. Most significantly, the contractor has extended trestle causeways into the river from both the New Jersey and Pennsylvania sides. Installation of the first in-river cofferdam has begun on the New Jersey side. Similar in-water cofferdam installation work could begin as early as mid-November;

"Separate and apart from the bridge project, preparations are advancing for our new headquarters building at the Scudder Falls location. The building is in final design and site preparations will soon begin with removal of trees on a portion of the property that was acquired last year from Lower Makefield Township. This

DELAWARE RIVER JOINT TOLL BRIDGE COMMISSION

Meeting of October 30, 2017

tree work is to be completed before the onset of the Indiana bat foraging season on April 1. This would allow building construction to begin in May. To further advance this schedule, today's agenda includes a resolution authorizing us to negotiate scope and fee with a firm to provide construction management services for this project. If successful, a contract award could be presented for Commission consideration next month;

"Today's agenda also includes a thorough reorganization of the Commission's Operation's Department. This measure involves a series of reclassifications, promotions and appointments to new positions. Once implemented, this reorganization will centralize management and personnel according to functions and areas of responsibility rather than the current decentralized structure by geographical districts. This is the largest and last in a series of departmental restructurings undertaken in recent years. As you may recall, prior reorganizations involved Accounting, Human Resources, Electronic Security and Surveillance, Purchasing, Information Technology, administrative staff and the corps of men and women who monitor the Commission's most vulnerable toll-supported bridges;

"Another noteworthy agenda item today is a proposed \$7.5 million contribution to the Commission's Other Post-Employment Benefits fund, better known as the OPEB Trust. This contribution further demonstrates the Commissioners' commitment to career employees. It's estimated that this contribution will place the Trust at covering approximately 80 to 85 percent of the actuarial liability for the agency's employee retirement benefit obligations. A new actuarial analysis of the Trust will be conducted after the first of the year;

"In closing today's report, I want to recognize and congratulate our chief engineer, Roy Little, on receiving the Dr. John L. Buzzi Engineering Excellence Award at the New Jersey Alliance for Action's annual Eagle Awards dinner earlier this month. The award is well deserved and reflects positively not only on Roy, but also – as he noted in his acceptance – on the entire Commission's staff for their continuing efforts to improve facilities and operations in the overriding mission to move people and commerce safely and efficiently. Roy, we applaud you, on your accomplishment and your career of public service. Mr. Chairman that completes my October report."

APPROVAL OF MINUTES FOR COMMISSION MEETING HELD SEPTEMBER 25, 2017

R: 3369-10-17- ADM-01-10-17

Chairman Lavery addressed the meeting and requested the adoption of a Resolution approving the Minutes of the Commission Meeting held September 25, 2017.

DELAWARE RIVER JOINT TOLL BRIDGE COMMISSION

Meeting of October 30, 2017

At the conclusion of the review, Commissioner Stanley moved and Commissioner Grace second the adoption of the following Resolution:

"RESOLVED, by the Delaware River Joint Toll Bridge Commission at its Regular Meeting assembled this 30th day of October, 2017, that the Minutes of the Regular Commission Meeting held on September 25, 2017 be and the same hereby are approved."

Chairman Lavery invited any questions on the Resolution. No questions were presented and the Resolution was unanimously adopted.

APPROVAL OF OPERATIONS REPORT FOR THE MONTH OF SEPTEMBER 2017

R: 3370-10-17- ADM-02-10-17

Chairman Lavery addressed the meeting and asked if there were any questions on any of the reports contained in the "Operations Report".

At the conclusion of the review, Commissioner Van Vliet moved and Commissioner Stanley seconded the adoption of the following Resolution:

"RESOLVED, by the Delaware River Joint Toll Bridge Commission at its Regular Meeting assembled this 30th day of October, 2017, that the Operations Report, which reflects Commission activity for the month of September 2017 are hereby approved."

Chairman Lavery then invited any questions on the Resolution. No questions were presented and the Resolution was unanimously adopted.

APPOINTMENT OF INNOVATIVE RISK AS BROKER OF RECORD OF POST 65-MEDICAL INSURANCE

R: 3371-10-17- INS-01-10-17

Chairman Lavery addressed the meeting and asked the Commission Members if, after their review, there were any questions.

At the conclusion of the review, Commissioner Stanley moved and Vice Chairman Ahmad seconded the adoption of the following Resolution:

"RESOLVED, by the Delaware River Joint Toll Bridge Commission at its Regular Meeting assembled this 30th day of October, 2017, that the Commission has authorized the appointment of Innovative Risk as the Commission's Broker of Record for our post – 65 retiree medical and prescription benefit plans and, our dental, vision and life/LTD plans that cover our active employees and eligible retirees/dependents."

DELAWARE RIVER JOINT TOLL BRIDGE COMMISSION

Meeting of October 30, 2017

Commissioner Janvey addressed the meeting and said

"As a former Commission Employee who receives retiree health benefits, I abstain from voting on this resolution and have recused myself from any deliberation on this issue."

Chairman Lavery then invited any further questions or comments on the Resolution. No questions were presented and the Resolution was adopted with 1 abstention from Commissioner Janvey.

PLACEMENT OF MEDICARE-ELIGIBLE-RETIREE MEDICAL AND PRESCRIPTION INSURANCE

R: 3372-10-17- INS-02-10-17

Chairman Lavery addressed the meeting and asked the Commission Members if, after their review, there were any questions.

At the conclusion of the review, Commissioner Laurenti moved and Vice Chairman Ahmad seconded the adoption of the following Resolution:

"RESOLVED, by the Delaware River Joint Toll Bridge Commission at its Regular Meeting assembled this 30th day of October, 2017, that the Commission authorizes the Executive Director to effect the placement of the current Medicare-eligible retiree medical and prescription supplemental insurance plans administered by NEBCO/AMWINS with the medical and prescription insurers Transamerica for supplemental coverage to Medicare for eligible retirees and dependents who are sixty-five years and older. That coverage is to be provided at the current benefit levels on an insured premium basis at a monthly rate per enrollee of \$513.00, reflecting overall increase of 1.4% for the one year period January 1, 2018 through December 31, 2018, for a total amount \$1,274,292.00."

Commissioner Janvey addressed the meeting and said

"As a former Commission Employee who receives retiree health benefits, I abstain from voting on this resolution and have recused myself from any deliberation on this issue."

Chairman Lavery then invited any further questions or comments on the Resolution. No questions were presented and the Resolution was adopted with 1 abstention from Commissioner Janvey.

DELAWARE RIVER JOINT TOLL BRIDGE COMMISSION

Meeting of October 30, 2017

RENEWAL OF MEDICAL, DENTAL, LIFE, ACCIDENTAL DEATH & DISMEMBERMENT, LONG-TERM DISABILITY INSURANCE PROGRAM- JANUARY 1, 2018 – DECEMBER 31, 2018

R: 3373-10-17- INS-03-10-17

Chairman Lavery addressed the meeting and asked the Commission Members if, after their review, there were any questions.

At the conclusion of the review, Commissioner Stanley moved and Commissioner Van Vliet seconded the adoption of the following Resolution

"RESOLVED, by the Delaware River Joint Toll Bridge Commission at its Regular Meeting assembled this 30th day of October, 2017, that the Commission The Commission authorizes renewal of the following plans with the identified provider:

Medical insurance plans that cover active employees/dependents and retirees/dependents under the age of 65, specifically to provide for:

- Self-insured policy with claims paid as incurred, estimated for 2018 at \$10,054,628;
- IBC's the third-party administrator, Independence Administrators, for all claims incurred by the program's PPO segment, with an Administrative Fee of \$52.50 per employee, per month, for an annual total of \$262,080; and
- Purchase a twelve (12) month Specific and Aggregate Stop Loss insurance policy with HM. The Specific deductible to be \$150,000, with a premium in the amount of \$909,404 The policy will continue to be a 12/15 contract covering claims incurred in 12 months and paid within 15 months of January 1, 2018.
- Projected cost assumes current enrollment of 128 "Singles" and 288 "Families".

Dental insurance to be provided by Delta Dental with an annual premium of \$448,863.60, reflecting an overall decrease of 3%, for 155 Single coverage, 191 Employee & Spouse coverage, 41 Employee & Child(ren) coverage, and 147 Family coverage.

Life, Accidental Death & Dismemberment and Long-Term Disability coverage to be provided by Cigna at the following rates:

Basic Life Insurance: \$0.510 per \$1,000 of coverage, per month (benefit level one and a half times annual salary) for an annual cost of \$216,012 to the Commission. (For all active, full-time employee and retirees who were hired before January 1, 1995).

DELAWARE RIVER JOINT TOLL BRIDGE COMMISSION

Meeting of October 30, 2017

Accidental Death & Dismemberment: \$0.028 per \$1000 of coverage, per month (benefit level two times annual salary) for an annual cost to the Commission of \$17,659.49. (For all active, full-time employees, only).

Optional Life Insurance: \$0.50 per \$1000 of coverage, per month (benefit level one-half annual salary) benefit is an optional employee-paid benefit, resulting in no premium cost to the Commission

Voluntary Long-Term Disability: Rates are banded by age, with average for all covered lives at \$0.745 per \$100 of covered payroll per month (benefit level 60% to \$5000/month) benefit is an optional employee-paid benefit, resulting in no premium cost to the Commission

“RESOLVED the total cost of \$11,890,988 (\$10,054,628, estimate medical claims for 2018; \$262,080 Administrative Fees; \$909,404 Stop Loss (+\$150,000 deductible), \$448,863.60 dental, \$216,012 basic life insurance, and \$17,660 AD&D).

Commissioner Janvey addressed the meeting and said

“As a former Commission Employee who receives retiree health benefits, I abstain from voting on this resolution and have recused myself from any deliberation on this issue.”

Chairman Lavery then invited any further questions or comments on the Resolution. No questions were presented and the Resolution was adopted with 1 abstention from Commissioner Janvey.

2017 OTHER POST-EMPLOYMENT BENEFITS TRUST CONTRIBUTION

R: 3374-10-17- FIN-01-10-17

Chairman Lavery addressed the Meeting and asked the Commission Members if, after their review, there were any questions.

At the conclusion of the review, Commissioner Laurenti moved and Commissioner Grace seconded the adoption of the following Resolution:

“RESOLVED, by the Delaware River Joint Toll Bridge Commission at its Regular Meeting assembled this 30th day of October, 2017, that the Delaware River Joint Toll Bridge Commission (“Commission”) is authorized to make an additional contribution of \$7,500,000.00 to the OPEB Trust from the General Reserve Fund, which contribution shall be made as soon as practicable.

Commissioner Janvey addressed the meeting and said

“As a former Commission Employee who receives retiree health benefits, I abstain from voting on this resolution and have recused myself from any deliberation on this issue.”

DELAWARE RIVER JOINT TOLL BRIDGE COMMISSION

Meeting of October 30, 2017

Chairman Lavery then invited any further questions or comments on the Resolution. No questions were presented and the Resolution was adopted with 1 abstention from Commissioner Janvey.

APPROVAL OF AMENDMENT TO POST RETIREMENT HEALTH BENEFITS POLICY

R: 3375-10-17- ADM-03-10-17

Chairman Lavery addressed the Meeting and asked the Commission Members if, after their review, there were any questions.

At the conclusion of the review, Commissioner Laurenti moved and Vice Chairman Ahmad seconded the adoption of the following Resolution:

"RESOLVED, by the Delaware River Joint Toll Bridge Commission at its Regular Meeting assembled this 30th day of October, 2017, via this resolution approves the revision to the post-retirement health benefits policy to allow for the following:

- (1) For employees hired on or after January 1, 2018, limit the number of years to be credited for employment in other state, county or municipal service to ten years in calculating years of service for eligibility for post-retirement health benefits.
- (2) For employees hired on or after January 1, 2018, increase the number of minimum years of service at the Commission to the last ten years for eligibility for post-retirement health benefits.
- (3) For employees who retire after January 1, 2018, the Part B Medicare reimbursement shall be limited to the standard Medicare premium.
- (4) For employees who retire after January 1, 2018, the retiree contribution shall be the lesser of what current employees pay and a percentage of their final year's annual income, as of the date of retirement, based on the following schedule:
 - a. Single coverage – one percent
 - b. Two-party coverage – one and one-quarter percent
 - c. Three-or-more-party coverage – one and one half percent
- (5) Dental coverage – one half of the annual COBRA equivalent rate for dental coverage.
- (6) For all current and future retirees, once a retiree becomes eligible for non-disability related Medicare and becomes eligible for non-disability related Medicare reimbursement, then his or her obligation to contribute to post-retirement benefits shall cease.

DELAWARE RIVER JOINT TOLL BRIDGE COMMISSION

Meeting of October 30, 2017

- (7) For any employee hired before January 1, 1995, eligibility for retirement shall be based on either the Rule of 70 Formula or the age and years of service as outlined for those hired after December 31, 1994 and before January 1, 2018.

“RESOLVED, all other terms and conditions of the post-retirement health benefits policy shall remain in full force and effect. The Commission, at its option, may change, delete, suspend or discontinue any part or parts of the retiree health benefits at any time without prior notice.

“FURTHER RESOLVED, Additionally, to direct the Executive Director to draft the language of the new policy in accordance with the provision of this Resolution and the Resolution of February 29, 2016, and to amend the Retiree Welfare Benefit Plan consistent with the language of the amended policy.

Commissioner Janvey addressed the meeting and said:

“As a former Commission Employee who receives retiree health benefits, I abstain from voting on this resolution and have recused myself from any deliberation on this issue.”

Chairman Lavery then invited any further questions or comments on the Resolution. No questions were presented and the Resolution was adopted with 1 abstention from Commissioner Janvey.

NEW JERSEY LEGAL SERVICES-APPOINTMENT OF FLORIO, PERRUCCI, STEINHARDT AND FADER AS GENERAL COUNSEL

R: 3376-10-17- PROF-01-10-17

Chairman Lavery addressed the Meeting and asked the Commission Members if, after their review, there were any questions.

At the conclusion of the review, Commissioner Stanley moved and Commissioner Van Vliet seconded the adoption of the following Resolution:

“RESOLVED, by the Delaware River Joint Toll Bridge Commission at its Regular Meeting assembled this 30th day of October, 2017, that via this Resolution award a retainer contract to Florio, Perrucci, Steinhardt and Fader to provide New Jersey Legal Services-General Counsel for the period 2017 through 2020 for the annual Retainer amount of \$30,000 per year; and

“RESOLVED, identifying the operating budget as the source of funds required for payment of any invoices; and

“RESOLVED The Executive Director is hereby authorized to approve and execute all necessary contract on behalf of the Commission.”

DELAWARE RIVER JOINT TOLL BRIDGE COMMISSION

Meeting of October 30, 2017

Chairman Lavery then invited any questions on the Resolution. No questions were presented and the Resolution was unanimously adopted.

NEW JERSEY LABOR COUNSEL SERVICES-APPOINTMENT OF CHIESA, SHAHINIAN & GIANTOMASI

R: 3377-10-17- PROF-02-10-17

Chairman Lavery addressed the Meeting and asked the Commission Members if, after their review, there were any questions.

At the conclusion of the review, Commissioner Van Vliet moved and Commissioner Grace seconded the adoption of the following Resolution:

"RESOLVED, by the Delaware River Joint Toll Bridge Commission at its Regular Meeting assembled this 30th day of October, 2017, that via this Resolution awards a retainer to Chiesa, Shahinian & Giantomasi to provide, New Jersey Legal Services-Labor Counsel for the period 2017 through 2020 in the annual Retainer Amount of \$20,000; and

"RESOLVED, identifying the operating budget as the source of funds required for payment of any invoices; and

"RESOLVED The Executive Director is hereby authorized to approve and execute all necessary contract on behalf of the Commission."

Chairman Lavery then invited any questions on the Resolution. No questions were presented and the Resolution was unanimously adopted.

CONSTRUCTION MANAGEMENT SERVICES, COMMISSION ADMINISTRATION BUILDING AT SCUDDER FALLS – CONTRACT TO NEGOTIATE

R: 3378-10-17- ENG-01-10-17

Chairman Lavery addressed the meeting and asked the Commission Members if, after their review, there were any questions.

At the conclusion of the review, Commissioner Van Vliet moved and Commissioner Janvey seconded the adoption of the following Resolution:

"RESOLVED, by the Delaware River Joint Toll Bridge Commission at its Regular Meeting assembled this 30th day of October, 2017, that the Commission authorize the Executive Director to Negotiate scope and fee with the Consultant whose proposal has been deemed qualified through the RFP procurement process and determined to be fair, reasonable and in the best interest if the Commission;

DELAWARE RIVER JOINT TOLL BRIDGE COMMISSION

Meeting of October 30, 2017

“RESOLVED, Identify the General Reserve Fund as the source of Funds required for payment of any invoice; and

“RESOLVED, the Executive Director is hereby authorized to approve and execute all necessary contracts on behalf of the DRJTBC.”

Chairman Lavery then invited any further questions or comments on the Resolution. No questions were presented and the Resolution was unanimously adopted.

OPERATION AND MAINTENANCE 1 YEAR FUNDING AGREEMENTS WITH THE U.S. GEOLOGICAL SURVEY NEW JERSEY WATER SCIENCE CENTER (USGS)

R: 3379-10-17- OPS-01-10-17

Chairman Lavery addressed the meeting and asked the Commission Members if, after their review, there were any questions.

At the conclusion of the review, Commissioner Janvey moved and Commissioner Stanley seconded the adoption of the following Resolution:

“RESOLVED, by the Delaware River Joint Toll Bridge Commission at its Regular Meeting assembled this 30th day of October, 2017, that the Commission authorize the Executive Director or designee to enter into yearly O&M funding agreements with the USGS from October 1, 2017 thru September 30, 2018 in the annual amount of \$39,300.”

“RESOLVED, Identify the Operating Fund as the source of Funds required for payment of any invoice; and

“RESOLVED, the Executive Director is hereby authorized to approve and execute all necessary contracts on behalf of the DRJTBC.”

Chairman Lavery then invited any further questions or comments on the Resolution. No questions were presented and the Resolution was unanimously adopted.

APPROVAL OF REORGANIZATION OF THE OPERATIONS DEPARTMENT

R: 3380-10-17- PER-01-10-17

Chairman Lavery addressed the meeting and asked the Commission Members if, after their review, there were any questions.

At the conclusion of the review, Commissioner Van Vliet moved and Vice Chairman Ahmad seconded the adoption of the following Resolution:

DELAWARE RIVER JOINT TOLL BRIDGE COMMISSION

Meeting of October 30, 2017

"RESOLVED, by the Delaware River Joint Toll Bridge Commission at its Regular Meeting assembled this 30th day of October, 2017, that via this Resolution approves the Operations Department reorganization in accordance with the attached Operations Organization Chart as set forth on Page A-1 of the supplement to the Minutes of this meeting; and

"RESOLVED, all reclassifications, promotions and appointments to new positions shall be subject to the salary scales identified in the salary table approved by the Commissioners at the Meeting of the Board of Commissioners on October 30, 2017 and effective November 20, 2017

"RESOLVED, additionally, all reclassification, promotions and appointments to new positions, along with attenuating salaries for each shall be subject to approval by the Board of Commissioners and effectuated pursuant to resolutions approval by the Board of Commissioners."

Commissioner Laurenti addressed the meeting and said:

Yes. I would like to make a comment. I appreciate the patience of my fellow Commissioners and especially the staff in respecting my effort to slow down the speeding train, so we all knew what this reorganization can be expected to achieve and how much it will cost and I think we have all benefited from our close-group meeting. Again, I really want to thank the staff profusely for your patience and time and effort.

Chairman Lavery then invited any furthers questions or comments on the Resolution. No questions were presented and the Resolution was unanimously adopted.

APPROVAL OF SALARY TABLE

R: 3381-10-17- PER-02-10-17

Chairman Lavery addressed the meeting and asked the Commission Members if, after their review, there were any questions.

At the conclusion of the review, Vice Chairman Ahmad moved and Commissioner Janvey seconded the adoption of the following Resolution:

"RESOLVED, that the Salary Table as set forth on page B-1 of the Supplement to the Minutes of this meeting approved and effective for all employees hired, promoted or reclassified on or after November 20, 2017. The new Salary Table shall eliminate steps for all but the entry-level position as outlined in the table. Specifically, the following positions shall be step-eligible positions: Custodial Worker, Operations Support Technician, Information Clerk/Receptionist, Bridge Monitor II, Maintenance Worker III, Toll Collector, Employee Safety & Training Assistant Coordinator, Administrative Support Technician/Clerk Teller, AP Specialist, Toll Auditor, Administrative Specialist, ESS Monitor II, and Human Resources Assistant. Step-

DELAWARE RIVER JOINT TOLL BRIDGE COMMISSION

Meeting of October 30, 2017

eligible hires shall be hired at the bottom of the scale and steps shall be provided every six months for the first 24 months of employment, or until an entry-level employee is promoted to a non-step eligible position. During the time an employee remains eligible for steps, he or she shall not be eligible for any annual raises which may be approved by the Commissioners; and

“RESOLVED, non step-eligible employees shall be hired, reclassified or promoted at a salary within the scale for the given position. The scale represents the point-of-hire salary. Non-step eligible employees shall not receive steps and are not guaranteed to move to the highest salary within their scale. Rather, if the Commissioners provide for raises, the raise will be based on the employee’s salary at the time the raises are effective. Raises may be applied to individuals based on merit or performance and not the salary scales. The Commissioners shall periodically review the scales to determine if conditions warrant an increase in the scales; and

“RESOLVED, all salaries for employees hired, promoted or reclassified on or after November 20, 2017 shall be subject to the career cap for each position as identified on the salary table approved on October 30, 2017 and effective November 20, 2017. Once employees reach the career cap for their given positions, then they shall no longer be eligible for any raises approved by the Board of Commissioners.”

Chairman Lavery then invited any further questions or comments on the Resolution. No questions were presented and the Resolution was unanimously adopted.

APPROVAL OF RETIREMENT HEALTH BENEFITS, PATRICIA ASHTON, BRIDGE MONITOR I, SOUTHERN DIVISION TOLL SUPPORTED BRIDGE

R: 3382-10-17- PER-03-10-17

Chairman Lavery addressed the Meeting and asked the Commission Members if, after their review, there were any questions.

At the conclusion of the review, Vice Chairman Ahmad moved and Commissioner Grace seconded the adoption of the following Resolution:

“RESOLVED, by the Delaware River Joint Toll Bridge Commission at its Regular Meeting assembled this 30th day of October, 2017, that subject to applicable practices and procedures, the Commission approves the provision of retirement health benefits to Patricia Ashton who is to retire on January 19, 2018.”

Chairman Lavery then invited any questions on the Resolution. No questions were presented and the Resolution was unanimously adopted.

DELAWARE RIVER JOINT TOLL BRIDGE COMMISSION

Meeting of October 30, 2017

APPROVAL OF RETIREMENT HEALTH BENEFITS, LEONARD WILLIAMS, BRIDGE MONITOR I, SOUTHERN DIVISION TOLL SUPPORTED BRIDGE

R: 3383-10-17- PER-04-10-17

Chairman Lavery addressed the Meeting and asked the Commission Members if, after their review, there were any questions.

At the conclusion of the review, Commissioner Stanley moved and Vice Chairman Ahmad seconded the adoption of the following Resolution:

"RESOLVED, by the Delaware River Joint Toll Bridge Commission at its Regular Meeting assembled this 30th day of October, 2017, that subject to applicable practices and procedures, the Commission approves the provision of retirement health benefits to Leonard Williams who is to retire on January 19, 2018."

Chairman Lavery then invited any questions on the Resolution. No questions were presented and the Resolution was unanimously adopted.

APPROVAL OF RETIREMENT HEALTH BENEFITS, FERDINAND LORENZETTI, MAINTENANCE WORKER I, EASTON-PHILLIPSBURG TOLL BRIDGE

R: 3384-10-17- PER-05-10-17

Chairman Lavery addressed the Meeting and asked the Commission Members if, after their review, there were any questions.

At the conclusion of the review, Commissioner Van Vliet moved and Vice Chairman Ahmad seconded the adoption of the following Resolution:

"RESOLVED, by the Delaware River Joint Toll Bridge Commission at its Regular Meeting assembled this 30th day of October, 2017, that subject to applicable practices and procedures, the Commission approves the provision of retirement health benefits to Ferdinand Lorenzetti who is to retire on January 26, 2018."

Chairman Lavery then invited any questions on the Resolution. No questions were presented and the Resolution was unanimously adopted.

DELAWARE RIVER JOINT TOLL BRIDGE COMMISSION

Meeting of October 30, 2017

APPOINTMENT OF RICHARD SMITH TO TOLL COLLECTOR POSITION-DISTRICT III

R: 3385-10-17- PER-06-10-17

Chairman Lavery addressed the Meeting and asked the Commission Members if, after their review, there were any questions.

At the conclusion of the review, Commissioner Stanley moved and Commissioner Grace seconded the adoption of the following Resolution:

"RESOLVED, by the Delaware River Joint Toll Bridge Commission at its Regular Meeting assembled this 30th day of October, 2017, that the Commission authorizes the appointment of Richard Smith to the position of Toll Collector at District III with starting compensation set at \$40,107 per annum which is the minimum step in the pay range for the Toll Collector position (\$40,107-\$51,189), pending satisfactory completion of the required personnel processing."

Chairman Lavery then invited any questions on the Resolution. No questions were presented and the Resolution was unanimously adopted.

APPROVAL FOR PROMOTION OF CASEY CLARK TO TOLL CORPORAL-DISTRICT I

R: 3386-10-17- PER-07-10-17

Chairman Lavery addressed the Meeting and asked the Commission Members if, after their review, there were any questions.

At the conclusion of the review, Commissioner Laurenti moved and Commissioner Grace seconded the adoption of the following Resolution:

"RESOLVED, by the Delaware River Joint Toll Bridge Commission at its Regular Meeting assembled this 30th day of October, 2017, that the Commission authorizes the promotion of Casey Clark to the Position of Toll Collector in District I with compensation set at \$47,834 per annum which is the minimum step in the pay range for the Toll Corporal position (\$47,834-\$61,049) pending satisfactory completion of the required personnel processing."

Chairman Lavery invited any further questions on the Resolution. No questions were presented and the Resolution was unanimously adopted.

DELAWARE RIVER JOINT TOLL BRIDGE COMMISSION

Meeting of October 30, 2017

APPROVAL FOR PROMOTION OF GREGORY GIBSON TO TOLL CORPORAL-DISTRICT I

R: 3387-10-17- PER-08-10-17

Chairman Lavery addressed the Meeting and asked the Commission Members if, after their review, there were any questions.

At the conclusion of the review, Commissioner Janvey moved and Commissioner Laurenti seconded the adoption of the following Resolution:

"RESOLVED, by the Delaware River Joint Toll Bridge Commission at its Regular Meeting assembled this 30th day of October, 2017, that the Commission authorizes the promotion of Gregory Gibson to the Position of Toll Collector in District I with compensation set at \$47,834 per annum which is the minimum step in the pay range for the Toll Corporal position (\$47,834-\$61,049) pending satisfactory completion of the required personnel processing."

Chairman Lavery invited any further questions on the Resolution. No questions were presented and the Resolution was unanimously adopted.

APPROVAL OF RETIREMENT HEALTH BENEFITS, JOHN CHIRICO, MAINTENANCE WORKER I, MILFORD-MONTAGUE TOLL BRIDGE

R: 3388-10-17- PER-09-10-17

Chairman Lavery addressed the Meeting and asked the Commission Members if, after their review, there were any questions.

At the conclusion of the review, Vice Chairman Ahmad moved and Commissioner Stanley seconded the adoption of the following Resolution:

"RESOLVED, by the Delaware River Joint Toll Bridge Commission at its Regular Meeting assembled this 30th day of October, 2017, that subject to applicable practices and procedures, the Commission approves the provision of retirement health benefits to John Chirico who is to retire on April 6, 2018."

Chairman Lavery then invited any questions on the Resolution. No questions were presented and the Resolution was unanimously adopted.

DELAWARE RIVER JOINT TOLL BRIDGE COMMISSION

Meeting of October 30, 2017

APPROVAL FOR PAYMENT OF INVOICES STRADLEY RONON, PA LABOR COUNSEL

R: 3389-10-17- ACCT -01-10-17

Chairman Lavery addressed the Meeting and asked the Commission Members if, after their review, there were any questions.

At the conclusion of the review, Vice Chairman Ahmad moved and Commissioner Van Vliet seconded the adoption of the following Resolution:

“RESOLVED, by the Delaware River Joint Toll Bridge Commission at its Regular Meeting assembled this 30th day of October, 2017, via this Resolution, authorizes payment of invoices #17091900, #17091902 and #17091901 in the total amount of \$23,434.38 Professional Services Rendered to Stradley Ronon, PA Labor Counsel; and

“RESOLVED: identifying the Operating Fund as the source of funds required for any and all disbursements.”

Chairman Lavery then invited any questions on the Resolution. No questions were presented and the Resolution was unanimously adopted.

APPROVAL FOR PAYMENT OF INVOICES ARCHER LAW, PA LEGAL COUNSEL

R: 3390-10-17- ACCT -02-10-17

Chairman Lavery addressed the Meeting and asked the Commission Members if, after their review, there were any questions.

At the conclusion of the review, Commissioner Van Vliet moved and Commissioner Laurenti seconded the adoption of the following Resolution:

“RESOLVED, by the Delaware River Joint Toll Bridge Commission at its Regular Meeting assembled this 30th day of October, 2017, via this Resolution Authorizes payment of invoices #4097688 and #4097687 in the total amount due of \$ 730.89 for Professional Services Rendered to Archer Law, PA Legal Counsel; and

“RESOLVED, identifying the Operating Fund as the source of funds required for any and all disbursements.”

Chairman Lavery then invited any questions on the Resolution. No questions were presented and the Resolution was unanimously adopted.

DELAWARE RIVER JOINT TOLL BRIDGE COMMISSION

Meeting of October 30, 2017

APPROVAL FOR PAYMENT OF INVOICES

CHIESA SHAHINIAN & GIANTOMASI, NJ LABOR COUNSEL

R: 3391-10-17- ACCT -03-10-17

Chairman Lavery addressed the Meeting and asked the Commission Members if, after their review, there were any questions.

At the conclusion of the review, Vice Chairman Ahmad moved and Commissioner Van Vliet seconded the adoption of the following Resolution:

“RESOLVED, by the Delaware River Joint Toll Bridge Commission at its Regular Meeting assembled this 30th day of October, 2017, via this Resolution authorizes payment of invoices number #359486, and #359488 in the total amount due of \$15,931.55 for professional services rendered to Chiesa, Shahinian & Giantomasi, New Jersey Labor Counsel; and

“RESOLVED: identifying the Operating Fund as the source of funds required for any and all disbursements.”

Chairman Lavery then invited any questions on the Resolution. No questions were presented and the Resolution was unanimously adopted.

APPROVAL FOR PAYMENT OF INVOICE

FLORIO, PERRUCCI, STEINHARDT AND FADER, NJ LEGAL COUNSEL

R: 3392-10-17- ACCT -04-10-17

Chairman Lavery addressed the Meeting and asked the Commission Members if, after their review, there were any questions.

At the conclusion of the review, Vice Chairman Ahmad moved and Commissioner Van Vliet seconded the adoption of the following Resolution:

“RESOLVED, by the Delaware River Joint Toll Bridge Commission at its Regular Meeting assembled this 30th day of October, 2017, via this Resolution authorizes payment of invoices #138438 and # 138435 in the total amount due of \$2,600.00 for Capital and Non-Capital Professional Services to Florio, Perrucci, Steinhardt and Fader, NJ Legal Counsel; and

“RESOLVED, identifying the Operating Fund as the source of funds required for any and all disbursements.”

Chairman Lavery then invited any questions on the Resolution. No questions were presented and the Resolution was unanimously adopted.

DELAWARE RIVER JOINT TOLL BRIDGE COMMISSION

Meeting of October 30, 2017

INVITE ANY FURTHER COMMENTS

Chairman Lavery invited any Comments from the public. No comments were presented

SCHEDULING OF THE NOVEMBER 20, 2017 MEETING

Chairman Lavery addressed the Meeting and stated that the Commission's next meeting will be held Monday, November 20, 2017.

The Meeting will be called to Order at 10:30 a.m. in the Boardroom at the New Hope Executive Offices, New Hope Pennsylvania 18938-9519.

Chairman Lavery assured the Commission Members that an "Official Notice of Meeting" would be forwarded to each and every Member of the Commission.

ADJOURNMENT

Chairman Lavery invited a motion for Adjournment.

Commissioner Stanley then moved that the Meeting be adjourned and Commissioner Grace seconded the motion. The voice vote was unanimously affirmative and the Meeting was adjourned at 10:50 am, Monday, October 30, 2017.

Prepared and submitted by:



WENDY READING

Assistant Secretary Treasurer to the Commission

Approved by:



JOSEPH J. RESTA

Executive Director

DELAWARE RIVER JOINT TOLL BRIDGE COMMISSION

Meeting of October 30, 2017

SUPPLEMENTAL INDEX TO MINUTES

	PAGE
1. Operations Reorganization Chart	A-1- A-3
2. Salary Table	B-1

Salary Table -- Post-November 20, 2017*

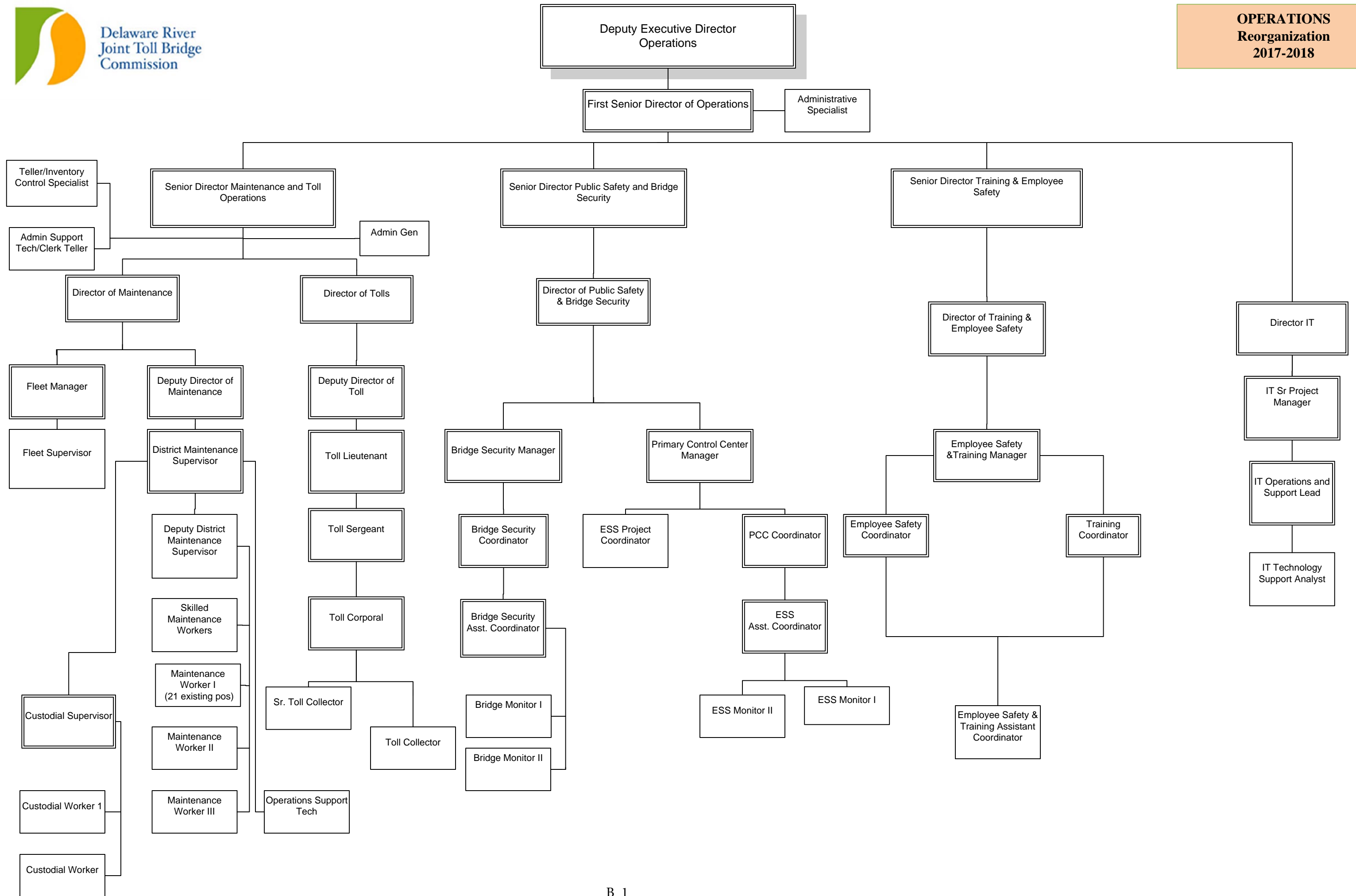
	Point of Hire Salary Scales										
Title	Minimum	Maximum	Step 1 Hourly	Step 1 At 6mos	Step 2 Hourly	Step 2 At 12 mos	Step 3 Hourly	Step 3 At 18 mos	Step 4 Hourly	Step 4 At 24 mos	Career Cap
Custodial Worker	30,822.71	33,904.98	15.1891	31,593.28	15.5595	32,363.84	15.9300	33,134.41	16.3005	33,904.98	40,685.98
Operations Support Technician	35,695.06	39,264.57	17.5901	36,587.44	18.0191	37,479.82	18.4482	38,372.19	18.8772	39,264.57	47,117.48
Information Clerk/Receptionist	35,695.33	39,264.86	17.5902	36,587.71	18.0193	37,480.10	18.4483	38,372.48	18.8773	39,264.86	47,117.84
Bridge Monitor II	39,348.39	43,283.23	19.3904	40,332.10	19.8634	41,315.81	20.3363	42,299.52	20.8092	43,283.23	51,939.87
Custodial Worker I	39,349.00	43,283.00									51,939.60
Maintenance Worker III	40,000.00	44,000.00	19.7115	41,000.00	20.1923	42,000.00	20.6731	43,000.00	21.1538	44,000.00	52,800.00
Toll Collector	41,310.29	45,441.32	20.3572	42,343.05	20.8538	43,375.81	21.3503	44,408.56	21.8468	45,441.32	54,529.59
Employee Safety & Training Assistant Coordinator	42,004.00	46,204.40	20.6991	43,054.10	21.2039	44,104.20	21.7088	45,154.30	22.2137	46,204.40	55,445.28
Administrative Support Technician/Clerk Teller	42,971.19	47,268.31	21.1757	44,045.47	21.6922	45,119.75	22.2087	46,194.03	22.7251	47,268.31	56,721.97
AP Specialist; Toll Auditor; Administrative Specialist	42,971.19	47,268.31	21.1757	44,045.47	21.6922	45,119.75	22.2087	46,194.03	22.7251	47,268.31	56,721.97
Bridge Monitor I	44,135.85	48,549.44									58,259.32
ESS Monitor II	44,135.85	48,549.44	21.7496	45,239.25	22.2801	46,342.64	22.8106	47,446.04	23.3411	48,549.44	58,259.32
Human Resources Assistant	44,135.85	48,549.44	21.7496	45,239.25	22.2801	46,342.64	22.8106	47,446.04	23.3411	48,549.44	58,259.32
Custodial Supervisor	44,581.00	49,040.00									58,848.00
Maintenance Worker II	45,547.00	50,101.70									60,122.04
Toll Auditor I; Print Technician/Clerk Teller	46,923.65	51,616.01									61,939.22
ESS Monitor I	49,748.00	54,722.00									65,666.40
Senior Toll Collector	50,172.00	55,189.20									66,227.04
Aide/Coordinator	51,733.60	56,906.96									68,288.36
E-Z Pass Quality Control Manager	51,733.77	56,907.15									68,288.57
Teller/Inventory Control Specialist	51,734.00	56,907.40									68,288.88
Maintenance Worker I	52,725.00	57,997.50									69,597.00
Human Resources Generalist; Administrative Generalist Senior Toll Auditor	52,869.61	58,156.57									69,787.89
Payroll Administrator	53,893.95	59,283.34									71,140.01
Skilled Maintenance Worker	56,364.00	62,000.40									74,400.48
ESS Assistant Coordinator	56,364.00	62,000.00									74,400.00
Bridge Security Assistant Coordinator	56,364.00	62,000.00									74,400.00
Toll Corporal	56,845.00	62,529.50									75,035.40
Insurance Administrator; Junior Accountant	60,197.97	66,217.77									79,461.32
Project Control Specialist	63,048.50	69,353.35									83,224.03
Deputy District Maintenance Supervisor	63,860.00	70,246.00									84,295.20
ESS Project Coordinator	63,860.00	70,246.00									84,295.20
Bridge Security Coordinator; PCC Coordinator; Employee Safety Coordinator; Training Coordinator	63,860.00	70,246.00									84,295.20

*Salary Table effective for all employees hired, promoted or reclassified on or after November 20, 2017

Salary Table -- Post-November 20, 2017*

	Point of Hire Salary Scales										
Title	Minimum	Maximum	Step 1 Hourly	Step 1 At 6mos	Step 2 Hourly	Step 2 At 12 mos	Step 3 Hourly	Step 3 At 18 mos	Step 4 Hourly	Step 4 At 24 mos	Career Cap
Toll Sergeant	64,405.00	70,845.50									85,014.60
Cartegraph Analyst	65,442.71	71,986.98									86,384.37
Supply Chain Analyst	66,045.64	72,650.20									87,180.24
IT Support Analyst	69,191.86	76,111.04									91,333.25
Project Manager; Accountant; Accountant (Budget & Control)	69,191.86	76,111.04									91,333.25
Bridge Security Manager; Employee Safety & Training Supervisor	72,353.00	79,588.30									95,505.96
Primary Control Center Manager	72,353.00	79,588.30									95,505.96
Financial Coordinator	72,493.74	79,743.11									95,691.73
District Maintenance Supervisor; Fleet Supervisor	72,971.00	80,268.00									96,321.60
Toll Lieutenant	72,971.00	80,268.10									96,321.72
Administrative Svcs. Director; Purchasing Agent	74,698.99	82,168.89									98,602.67
Contract Compliance Manager; IT Operations & Support Lead	80,424.39	88,466.83									106,160.19
Sr. Project Manager; IT Project Manager	84,444.94	92,889.44									111,467.32
Deputy Director of Toll	86,885.00	95,573.50									114,688.20
Toll Audit Manager	88,295.74	97,125.31									116,550.38
Senior Accountant	91,160.87	100,276.96									120,332.35
Director of Community Affairs	93,213.52	102,534.87									123,041.84
Director of Training & Employee Safety	96,010.00	105,611.00									126,733.20
Directors: IT; Contract Compliance; Purchasing	96,010.40	105,611.44									126,733.73
Accounting Manager	99,488.64	109,437.50									131,325.00
Director of Maintenance; Director of Tolls	100,246.82	110,271.50									132,325.80
Directors: EZ Pass & Human Res.	100,246.82	110,271.50									132,325.80
Director of Public Safety & Bridge Security	100,246.82	110,271.50									132,325.80
Senior Director Public Safety & Bridge Security	120,527.00	132,579.70									159,095.64
Senior Director Training & Employee Safety	120,527.00	132,579.70									159,095.64
Program Mgr of Technology; Senior Program Manager	120,527.37	132,580.10									159,096.12
Senior Director Maintenance & Toll Operations	120,527.37	132,580.10									159,096.12
Program Manager: Facilities; Structural	120,527.37	132,580.10									159,096.12
Comptroller	139,328.66	153,261.53									168,587.68
Assistant Chief Engineer	145,349.58	159,884.54									175,872.99
First Senior Director of Operations	145,370.00	159,907.00									175,897.70
Deputy Executive Directors: DED of Operations; CFO; CAO Chief Engineer & DED of Communications	162,003.73	178,204.10									182,659.20

Salary Table -- Post-November 20, 2017*											
	Point of Hire Salary Scales										
Title	Minimum	Maximum	Step 1 Hourly	Step 1 At 6mos	Step 2 Hourly	Step 2 At 12 mos	Step 3 Hourly	Step 3 At 18 mos	Step 4 Hourly	Step 4 At 24 mos	Career Cap
Executive Director	170,726.67	187,799.34									187,799.34



DELAWARE RIVER JOINT TOLL BRIDGE COMMISSION

Meeting of October 30, 2017

FINANCE

The following Pages reflect the reports on those items assigned to the Finance Department. Each item is reported separately and page numbered accordingly.

DELAWARE RIVER JOINT TOLL BRIDGE COMMISSION

Meeting of October 30, 2017

SUBJECT	DESCRIPTION	PAGE NUMBER
Accounting	Status of Cash Balances at September 30, 2017	1
Accounting	Status of Bond Retirement at September 30, 2017	2
Accounting	Status of Investments at September 30, 2017	3-7
Accounting	Status of Toll Traffic and Revenue & Toll Supported Traffic Month of September 2017 Compared with Month of September 2016	8-21
Accounting	Statistical Summary of Expenditures on Toll Bridges and Toll Supported Bridges Accounts for the Period September 1, 2017 through September 30, 2017	22-34
Accounting	Statement of Revenue and Expenses: Nine Months Period ending September 30, 2017	35

DELAWARE RIVER JOINT TOLL BRIDGE COMMISSION

Meeting of October 30, 2017

**There follows Cash Balances of the Commission at September 30, 2017 for the
information and review of the Members:**

COMMISSION CASH DEPOSITS

Wells Fargo Bank, N. A.

Revenue Fund	6,613,444
Payroll Fund	52,220
Insurance Clearing Account	750,000
TOTAL	\$ 7,415,664

CASH DEPOSIT GUARANTEES

Wells Fargo Bank	PA ACT 72	FULL BALANCE
-------------------------	------------------	---------------------

DELAWARE RIVER JOINT TOLL BRIDGE COMMISSION

Meeting of October 30, 2017

STATUS OF BRIDGE REVENUE BONDS AT SEPTEMBER 30, 2017

Maturity	SERIES 2005A				SERIES 2007B				SERIES 2012A				SERIES 2012B				SERIES 2015				SERIES 2017				Total
	Yield	Principal Amount	Maturities & Calls		Yield	Principal Amount	Maturities & Calls		Yield	Principal Amount	Maturities & Calls		Yield	Principal Amount	Maturities & Calls		Yield	Principal Amount	Maturities & Calls		Average Yield	Remaining Outstanding			
7/1/2005	2.35%	\$ 330,000	\$ 330,000			N/A																			
7/1/2006	2.50%	895,000	895,000			N/A																			
7/1/2007	2.76%	930,000	930,000			N/A																			
7/1/2008	2.90%	965,000	965,000	4.23%	\$ 3,350,000	\$ 3,350,000																			
7/1/2009	3.06%	1,005,000	1,005,000	4.23%	3,350,000	3,350,000																			
7/1/2010	3.23%	1,045,000	1,045,000	4.23%	3,650,000	3,650,000																			
7/1/2011	3.39%	1,095,000	1,095,000	4.23%	3,850,000	3,850,000																			
7/1/2012	3.53%	1,150,000	1,150,000	4.23%	3,950,000	3,950,000																			
7/1/2013	3.66%	1,210,000	1,210,000	4.23%	4,200,000	4,200,000	0.35%	4,435,000	4,435,000																
7/1/2014	3.76%	5,000,000	5,000,000	4.23%	4,350,000	4,350,000		N/A																	
7/1/2015	3.85%	5,220,000	5,220,000	4.23%	4,450,000	4,450,000	1.30%	N/A																	
7/1/2016	3.96%	5,540,000	5,540,000	4.23%	4,800,000	4,800,000	1.61%	3,440,000	3,440,000																
7/1/2017	4.02%	5,835,000	5,835,000	4.23%	4,950,000	4,950,000	1.84%	3,490,000	3,490,000																
7/1/2018	4.04%	6,155,000	1,565,000	4.23%	5,250,000		1.33%	1,100,000																	
7/1/2019	4.09%	6,480,000	1,645,000	4.23%	5,450,000		1.61%	1,145,000																	
7/1/2020	4.13%	6,840,000	1,735,000	4.23%	5,650,000		1.90%	1,195,000																	
7/1/2021	4.14%	1,825,000	1,825,000	4.23%	5,950,000		2.14%	6,825,000																	
7/1/2022	4.19%	1,920,000	1,920,000	4.23%	6,250,000		2.33%	4,000,000																	
7/1/2023	4.23%	2,020,000	2,020,000	4.23%	6,550,000		2.33%	3,165,000																	
7/1/2024	4.35%	2,125,000	2,125,000	4.23%	6,800,000		2.50%	7,445,000																	
7/1/2025	4.35%	2,235,000	2,235,000	4.23%	7,150,000		2.67%	8,205,000																	
7/1/2026	4.67%	2,345,000	2,345,000	4.23%	7,450,000		2.73%	5,000,000																	
7/1/2027	4.67%	2,450,000	2,450,000	4.23%	7,800,000		3.01%	3,620,000																	
7/1/2028	4.67%	2,560,000	2,560,000	4.23%	8,200,000		3.08%	7,015,000	1,210,000																
7/1/2029	4.67%	2,675,000	2,675,000	4.23%	8,550,000		3.12%	2,000,000																	
7/1/2030	4.67%	2,795,000	2,795,000	4.23%	8,900,000		3.21%	1,345,000																	
7/1/2031		N/A		4.23%	9,350,000		3.27%	1,385,000																	
7/1/2032		N/A		4.23%	9,800,000			N/A																	
7/1/2033		N/A		4.23%	N/A			N/A																	
7/1/2034		N/A			N/A			N/A																	
7/1/2035		N/A			N/A			N/A																	
7/1/2036		N/A			N/A			N/A																	
7/1/2037		N/A			N/A			N/A																	
7/1/2038		N/A			N/A			N/A																	
7/1/2039		N/A			N/A			N/A																	
7/1/2040		N/A			N/A			N/A																	
7/1/2041		N/A			N/A			N/A																	
7/1/2042		N/A			N/A			N/A																	
7/1/2043		N/A			N/A			N/A																	
7/1/2044		N/A			N/A			N/A																	
7/1/2045		N/A			N/A			N/A																	
7/1/2046		N/A			N/A			N/A																	
7/1/2047		N/A			N/A			N/A																	
7/1/2048		N/A			N/A			N/A																	
7/1/2049		N/A			N/A			N/A																	
7/1/2050		N/A			N/A			N/A																	
7/1/2051		N/A			N/A			N/A																	
7/1/2052		N/A			N/A			N/A																	
7/1/2053		N/A			N/A			N/A																	
7/1/2054		N/A			N/A			N/A																	
7/1/2055		N/A			N/A			N/A																	
7/1/2056		N/A			N/A			N/A																	
7/1/2057		N/A			N/A			N/A																	
7/1/2058		N/A			N/A			N/A																	
7/1/2059		N/A			N/A			N/A																	
7/1/2060		N/A			N/A			N/A																	
7/1/2061		N/A			N/A			N/A																	
7/1/2062		N/A			N/A			N/A																	
7/1/2063		N/A			N/A			N/A																	
7/1/2064		N/A			N/A			N/A																	
7/1/2065		N/A			N/A			N/A																	
7/1/2066		N/A			N/A			N/A																	
7/1/2067		N/A			N/A			N/A																	
7/1/2068		N/A			N/A			N/A																	
7/1/2069		N/A			N/A			N/A																	
7/1/2070		N/A			N/A			N/A																	
7/1/2071		N/A			N/A			N/A																	
7/1/2072		N/A			N/A			N/A																	
7/1/2073		N/A			N/A			N/A																	
7/1/2074		N/A			N/A			N/A																	
7/1/2075		N/A			N/A			N/A																	
7/1/2076		N/A			N/A			N/A																	
7/1/2077		N/A			N/A			N/A																	
7/1/2078		N/A			N/A			N/A																	
7/1/2079		N/A			N/A			N/A																	
7/1/2080		N/A			N/A			N/A																	
7/1/2081		N/A			N/A			N/A																	
7/1/2082		N/A			N/A			N/A																	
7/1/2083		N/A			N/A			N/A																	
7/1/2084		N/A			N/A			N/A																	
7/1/2085		N/A			N/A			N/A																	
7/1/2086		N/A			N/A			N/A																	
7/1/2087		N/A			N/A			N/A																	
7/1/2088		N/A			N/A			N/A																	
7/1/2089		N/A			N/A			N/A																	
7/1/2090		N/A			N/A			N/A																	
7/1/2091		N/A			N/A			N/A																	
7/1/2092		N/A			N/A			N/A																	
7/1/2093		N/A			N/A			N/A																	
7/1/2094		N/A			N/A			N/A																	
7/1/2095		N/A			N/A			N/A																	
7/1/2096		N/A			N/A			N/A																	
7/1/2097		N/A			N/A			N/A																	
7/1/2098		N/A			N/A			N/A																	
7/1/2099		N/A																							

Footnote:
2017 Series Bonds: Refunded remaining balance of 2003A Series and \$50,795,000 of the 2005A Series Bonds.
2015 Series Bonds: Refunded \$86,505,000 of the 2007A Series Bonds.



Delaware River Joint Toll Bridge Commission

DRJTBC

Delaware River Joint TBC Purchases Report Sorted by Fund - Maturity Date September 1, 2017 - September 30, 2017

CUSIP	Investment #	Fund	Sec. Type	Issuer	Original Par Value	Purchase Date	Payment Periods	Principal Purchased	Accrued Interest at Purchase	Rate at Purchase	Maturity Date	YTM	Ending Book Value
General Reserve Fund													
68328HEJ9	10501	01GRF	ACP	ONTARI	6,000,000.00	09/06/2017	05/18 - At Maturity	5,938,616.64		1.450	05/18/2018	1.478	5,944,658.31
912828VE7	10500	01GRF	TRC	FHLB	7,500,000.00	09/01/2017	11/30 - 05/31	7,488,574.20	19,057.38	1.000	05/31/2018	1.205	7,489,834.40
			Subtotal		13,500,000.00			13,427,190.84	19,057.38				13,434,492.71
Construction Fund 2017													
59157UBL3	10503	06CF17	ACP	METLIF	19,000,000.00	09/25/2017	02/20 - At Maturity	18,894,550.00		1.350	02/20/2018	1.358	18,898,825.00
08417KCE7	10502	06CF17	ACP	BANSNY	3,000,000.00	09/25/2017	03/14 - At Maturity	2,980,025.00		1.410	03/14/2018	1.419	2,980,730.00
89233HDK7	10504	06CF17	ACP	TOYOTA	9,000,000.00	09/26/2017	04/19 - At Maturity	8,925,175.00		1.460	04/19/2018	1.483	8,927,000.00
89233HEM2	10505	06CF17	ACP	TOYOTA	14,000,000.00	09/26/2017	05/21 - At Maturity	13,862,671.67		1.490	05/21/2018	1.517	13,865,568.89
86680KF15	10499	06CF17	ACP	SVENSK	15,000,000.00	09/01/2017	06/01 - At Maturity	14,833,356.25		1.465	06/01/2018	1.495	14,851,668.75
			Subtotal		60,000,000.00			59,495,777.92	0.00				59,523,792.64
			Total Purchases		73,500,000.00			72,922,968.76	19,057.38				72,958,285.35



Delaware River
Joint Toll Bridge
Commission

Delaware River Joint TBC
Investment Classification
Sorted by Fund - Maturity Date
September 30, 2017

DRJTBC

CUSIP	Investment #	Fund	Issuer	Investment Class	Par Value	YTM	Maturity Date	Market Price	Market Date	Market Value	Book Value	Reported Value
Debt Service Fund												
38145C752	10113	01DSF	Goldman Sachs Ila Fed Port	Amort	1,033,259.51	0.050		100.000	09/30/2017	1,033,259.51	1,033,259.51	1,033,259.51
				Subtotal	1,033,259.51	0.050				1,033,259.51	1,033,259.51	1,033,259.51
General Reserve Fund												
38145C752	10115	01GRF	Goldman Sachs Ila Fed Port	Amort	0.00	0.922		100.000	09/30/2017	0.00	0.00	0.00
PAINVEST	10050	01GRF	PA Invest	Amort	5,128,742.10	1.081		100.000	09/30/2017	5,128,742.10	5,128,742.10	5,128,742.10
PAINVEST	10462	01GRF	PA Invest	Amort	31,628,743.65	1.081		100.000	09/30/2017	31,628,743.65	31,628,743.65	31,628,743.65
912828F54	10459	01GRF	Federal Home Loan Bank	Fair	10,000,000.00	0.913	10/15/2017	99.995	09/30/2017	9,999,500.00	9,999,500.00	9,999,500.00
912828TW0	10398	01GRF	Federal Home Loan Bank	Fair	5,000,000.00	0.869	10/31/2017	99.978	09/30/2017	4,998,900.00	5,000,326.24	4,998,900.00
912828G20	10454	01GRF	Federal Home Loan Bank	Fair	9,470,000.00	0.929	11/15/2017	99.977	09/30/2017	9,467,821.90	9,469,365.18	9,467,821.90
912828UA6	10399	01GRF	Federal Home Loan Bank	Fair	5,000,000.00	0.879	11/30/2017	99.925	09/30/2017	4,996,250.00	4,999,559.63	4,996,250.00
3137EADX4	10396	01GRF	Federal Home Loan Mtg Corp	Fair	5,000,000.00	0.731	12/15/2017	99.982	09/30/2017	4,999,100.00	5,002,742.71	4,999,100.00
912828UE8	10455	01GRF	U.S. Treasury	Fair	10,000,000.00	0.974	12/31/2017	99.905	09/30/2017	9,990,500.00	9,994,453.68	9,990,500.00
8923A1AC5	10484	01GRF	TOYOTA Motor Credit CP	Fair	6,000,000.00	1.354	01/12/2018	99.123	09/30/2017	5,947,420.00	5,977,340.00	5,947,420.00
3130A8RY1	10391	01GRF	Federal Home Loan Bank	Fair	6,000,000.00	0.738	01/19/2018	99.890	09/30/2017	5,993,400.00	6,000,172.14	5,993,400.00
912828P20	10465	01GRF	Federal Home Loan Bank	Fair	9,000,000.00	1.022	01/31/2018	99.866	09/30/2017	8,987,940.00	8,991,877.86	8,987,940.00
912828P20	10479	01GRF	Federal Home Loan Bank	Fair	1,000,000.00	1.070	01/31/2018	99.866	09/30/2017	998,660.00	998,939.04	998,660.00
1247P3B19	10495	01GRF	Calco LLC	Fair	3,500,000.00	1.409	02/01/2018	99.346	09/30/2017	3,477,133.35	3,483,258.35	3,477,133.35
19121BB73	10420	01GRF	Coca Cola	Fair	6,000,000.00	1.237	02/07/2018	98.803	09/30/2017	5,928,206.67	5,973,985.00	5,928,206.67
912828UR9	10464	01GRF	Federal Home Loan Bank	Fair	9,500,000.00	1.033	02/28/2018	99.833	09/30/2017	9,484,135.00	9,489,002.54	9,484,135.00
89119BCF1	10486	01GRF	Toronto Dominion	Fair	1,500,000.00	1.442	03/15/2018	99.036	09/30/2017	1,485,540.21	1,490,340.63	1,485,540.21
912828Q45	10416	01GRF	U.S. Treasury	Fair	6,000,000.00	0.963	03/31/2018	99.825	09/30/2017	5,989,500.00	5,997,400.63	5,989,500.00
3137EAE43	10401	01GRF	Federal Home Loan Mtg Corp	Fair	10,000,000.00	0.870	04/09/2018	99.724	09/30/2017	9,972,400.00	9,993,722.49	9,972,400.00
912828Q84	10494	01GRF	Federal Home Loan Bank	Fair	7,000,000.00	1.190	04/30/2018	99.717	09/30/2017	6,980,190.00	6,982,264.85	6,980,190.00
69328HEJ9	10501	01GRF	Ontario Teachers Finan	Fair	8,000,000.00	1.477	05/18/2018	98.976	09/30/2017	5,938,616.64	5,944,858.31	5,938,616.64
3135GOWJ8	10400	01GRF	Federal National Mtg Assn	Fair	10,000,000.00	0.877	05/21/2018	99.751	09/30/2017	9,975,100.00	9,998,777.42	9,975,100.00
912828VE7	10500	01GRF	Federal Home Loan Bank	Fair	7,500,000.00	1.205	05/31/2018	99.834	09/30/2017	7,487,550.00	7,489,834.40	7,487,550.00
912828R93	10417	01GRF	Federal Home Loan Bank	Fair	6,000,000.00	1.051	06/30/2018	99.516	09/30/2017	5,970,960.00	5,981,092.18	5,970,960.00
912828S68	10418	01GRF	Federal Home Loan Bank	Fair	6,000,000.00	1.089	07/31/2018	99.539	09/30/2017	5,972,340.00	5,983,251.04	5,972,340.00
912828C23	10419	01GRF	Federal Home Loan Bank	Fair	6,000,000.00	1.118	08/31/2018	99.457	09/30/2017	5,967,420.00	5,980,045.95	5,967,420.00
3130A9AC5	10403	01GRF	Federal Home Loan Bank	Fair	10,000,000.00	1.100	09/21/2018	99.747	09/30/2017	9,974,700.00	10,000,000.00	9,974,700.00
3133FEKW6	10380	01GRF	Federal Farm Credit Bank	Fair	1,103,000.00	1.029	10/26/2018	99.498	09/30/2017	1,097,462.94	1,102,767.69	1,097,462.94

Delaware River Joint TBC
Investment Classification
September 30, 2017

Page 2

CUSIP	Investment #	Fund	Issuer	Investment Class	Par Value	YTM	Maturity Date	Market Price	Market Date	Market Value	Book Value	Reported Value
General Reserve Fund												
3134GASE5	10405	01GRF	Federal Home Loan Mtg Corp	Fair	7,000,000.00	1.050	10/26/2018	99.535	09/30/2017	6,967,450.00	7,000,000.00	6,967,450.00
3134GAXX7	10406	01GRF	Federal Home Loan Mtg Corp	Fair	2,500,000.00	1.187	11/30/2018	99.411	09/30/2017	2,485,275.00	2,497,817.71	2,485,275.00
3134GAYQ1	10415	01GRF	Federal Home Loan Mtg Corp	Fair	9,100,000.00	1.118	12/05/2018	99.561	09/30/2017	9,060,051.00	9,065,980.83	9,060,051.00
912828U99	10493	01GRF	Federal Home Loan Bank	Fair	7,000,000.00	1.304	12/31/2018	99.834	09/30/2017	6,988,380.00	6,995,280.74	6,988,380.00
912828N63	10414	01GRF	U.S. Treasury	Fair	9,000,000.00	1.198	01/15/2019	99.647	09/30/2017	8,968,230.00	8,991,656.51	8,968,230.00
				Subtotal	233,930,485.75	1.053				233,307,618.46	233,664,236.25	233,307,618.46
Operating Fund												
38145C752	10108	01OF	Goldman Sachs Ila Fed Port	Amort	28,708.28	0.050		100.000	09/30/2017	28,708.28	28,708.28	28,708.28
912828P20	10477	01OF	Federal Home Loan Bank	Fair	5,295,000.00	1.070	01/31/2018	99.866	09/30/2017	5,287,904.70	5,289,382.22	5,287,904.70
				Subtotal	5,323,708.28	1.064				5,316,612.98	5,318,090.50	5,316,612.98
Reserve Maintenance Fund												
38145C752	10106	01RMF	Goldman Sachs Ila Fed Port	Amort	20,202.24	0.050		100.000	09/30/2017	20,202.24	20,202.24	20,202.24
912828P20	10476	01RMF	Federal Home Loan Bank	Fair	3,770,000.00	1.070	01/31/2018	99.866	09/30/2017	3,764,948.20	3,766,000.18	3,764,948.20
				Subtotal	3,790,202.24	1.064				3,785,150.44	3,786,202.42	3,785,150.44
Debt Service Reserve 2005A												
38145C752	10110	05DSRF05	Goldman Sachs Ila Fed Port	Amort	4,114.88	0.050		100.000	09/30/2017	4,114.88	4,114.88	4,114.88
912828P20	10478	05DSRF05	Federal Home Loan Bank	Fair	1,000,000.00	1.070	01/31/2018	99.866	09/30/2017	998,660.00	998,939.04	998,660.00
3133EFKW6	10379	05DSRF05	Federal Farm Credit Bank	Fair	1,991,000.00	1.030	10/26/2018	99.498	09/30/2017	1,981,005.18	1,990,580.67	1,981,005.18
				Subtotal	2,995,114.88	1.042				2,983,780.06	2,993,634.59	2,983,780.06
Capitalized Interest Acc 2017												
38145C752	10423	06CAPINT1	Goldman Sachs Ila Fed Port	Amort	67,281.19	0.050		100.000	09/30/2017	67,281.19	67,281.19	67,281.19
912828UE8	10430	06CAPINT1	U.S. Treasury	Fair	17,230,000.00	0.939	12/31/2017	99.905	09/30/2017	17,213,631.50	17,221,941.15	17,213,631.50
				Subtotal	17,297,281.19	0.935				17,280,912.69	17,289,222.34	17,280,912.69
Construction Fund 2017												
38145C752	10424	06CF17	Goldman Sachs Ila Fed Port	Amort	0.00	0.001		100.000	09/30/2017	0.00	0.00	0.00
PAINVEST	10463	06CF17	PA Invest	Amort	14,452,915.09	1.081		100.000	09/30/2017	14,452,915.09	14,452,915.09	14,452,915.09
912796LY3	10488	06CF17	U.S. Treasury	Fair	33,700,000.00	1.047	10/19/2017	99.728	09/30/2017	33,608,373.41	33,682,644.49	33,608,373.41
912828TWO	10473	06CF17	Federal Home Loan Bank	Fair	50,000,000.00	0.982	10/31/2017	99.978	09/30/2017	49,989,000.00	49,990,599.93	49,989,000.00
912796MCO	10485	06CF17	U.S. Treasury	Fair	11,000,000.00	0.995	11/16/2017	99.511	09/30/2017	10,946,310.22	10,986,267.72	10,946,310.22
912828UA6	10474	06CF17	Federal Home Loan Bank	Fair	40,000,000.00	1.004	11/30/2017	99.925	09/30/2017	39,970,000.00	39,975,260.42	39,970,000.00
17177LZF4	10497	06CF17	CIESCO LLC	Fair	10,000,000.00	1.325	12/15/2017	99.563	09/30/2017	9,956,366.70	9,972,500.02	9,956,366.70

Data Updated: ~REPORT~: 10/06/2017 14:33
Run Date: 10/06/2017 - 14:33

Portfolio DRJ
AP
IC (PRF_IC) 7.1.1
Report Ver: 7.3.2

Delaware River Joint TBC
Investment Classification
September 30, 2017

Page 3

CUSIP	Investment #	Fund	Issuer	Investment Class	Par Value	YTM	Maturity Date	Market Price	Market Date	Market Value	Book Value	Reported Value
Construction Fund 2017												
912828N65	10475	06CF17	Federal Home Loan Bank	Fair	20,000,000.00	1.023	12/31/2017	99.966	09/30/2017	19,993,200.00	19,998,848.68	19,993,200.00
912828P20	10483	06CF17	Federal Home Loan Bank	Fair	40,000,000.00	1.070	01/31/2018	99.866	09/30/2017	39,946,400.00	39,957,561.58	39,946,400.00
59157UBL3	10503	06CF17	METLIFE	Fair	19,000,000.00	1.357	02/20/2018	99.445	09/30/2017	18,894,550.00	18,898,825.00	18,894,550.00
05253CC53	10496	06CF17	Aust & NZ Banking Group	Fair	13,000,000.00	1.419	03/05/2018	99.237	09/30/2017	12,922,758.34	12,922,758.34	12,900,831.67
05417KE7	10502	06CF17	Bank of Nova Scotia NY CP	Fair	3,000,000.00	1.419	03/14/2018	99.334	09/30/2017	2,980,025.00	2,980,730.00	2,980,025.00
89119BCF1	10487	06CF17	Toronto Dominion	Fair	4,000,000.00	1.442	03/15/2018	99.036	09/30/2017	3,961,440.56	3,974,241.67	3,961,440.56
19121BD82	10498	06CF17	Coca Cola	Fair	10,000,000.00	1.396	04/11/2018	99.108	09/30/2017	9,910,844.44	9,927,466.66	9,910,844.44
89233HDK7	10504	06CF17	TOYOTA Motor Credit CP	Fair	9,000,000.00	1.482	04/19/2018	99.168	09/30/2017	8,925,175.00	8,927,000.00	8,925,175.00
89233HEM2	10505	06CF17	TOYOTA Motor Credit CP	Fair	14,000,000.00	1.517	05/21/2018	99.019	09/30/2017	13,862,671.68	13,865,568.89	13,862,671.68
88960KF15	10499	06CF17	Svenska Handelsbanken	Fair	15,000,000.00	1.495	08/01/2018	98.889	09/30/2017	14,833,356.26	14,851,668.75	14,833,356.26
912828S68	10490	06CF17	Federal Home Loan Bank	Fair	10,000,000.00	1.239	07/31/2018	98.539	09/30/2017	9,953,900.00	9,959,783.95	9,953,900.00
912828U99	10492	06CF17	Federal Home Loan Bank	Fair	10,000,000.00	1.303	12/31/2018	99.834	09/30/2017	9,983,400.00	9,993,428.38	9,983,400.00
912828ST8	10489	06CF17	Federal Home Loan Bank	Fair	10,000,000.00	1.338	04/30/2019	99.725	09/30/2017	9,972,500.00	9,986,181.08	9,972,500.00
912828TH3	10491	06CF17	Federal Home Loan Bank	Fair	10,000,000.00	1.342	07/31/2019	98.971	09/30/2017	9,897,100.00	9,916,011.86	9,897,100.00
Subtotal					346,152,915.09	1.169				344,938,360.03	345,220,262.51	344,938,360.03
Clearing Fund 2017												
38145C752	10422	06CLEAR17	Goldman Sachs Ita Fed Port	Amort	211,676.68	0.050		100.000	09/30/2017	211,676.68	211,676.68	211,676.68
Subtotal					211,676.68	0.050				211,676.68	211,676.68	211,676.68
Debt Service Reserve Fund 12A												
38145C752	10280	06DSRF12A	Goldman Sachs Ita Fed Port	Amort	2,102.21	0.050		100.000	09/30/2017	2,102.21	2,102.21	2,102.21
912828P20	10480	06DSRF12A	Federal Home Loan Bank	Fair	1,015,000.00	1.070	01/31/2018	99.866	09/30/2017	1,013,639.90	1,013,923.13	1,013,639.90
3133EFKW6	10381	06DSRF12A	Federal Farm Credit Bank	Fair	1,866,000.00	1.030	10/26/2018	99.498	09/30/2017	1,856,632.68	1,865,607.00	1,856,632.68
Subtotal					2,883,102.21	1.043				2,872,374.79	2,881,632.34	2,872,374.79
Debt Service Reserve Fund 2015												
38145C752	10349	06DSRF15	Goldman Sachs Ita Fed Port	Amort	0.00	0.130		100.000	09/30/2017	0.00	0.00	0.00
912828P20	10481	06DSRF15	Federal Home Loan Bank	Fair	4,730,000.00	1.070	01/31/2018	99.866	09/30/2017	4,723,661.80	4,724,981.86	4,723,661.80
3133EFKW6	10382	06DSRF15	Federal Farm Credit Bank	Fair	3,000,000.00	1.030	10/26/2018	99.498	09/30/2017	2,984,940.00	2,995,368.16	2,984,940.00
Subtotal					7,730,000.00	1.054				7,708,601.80	7,724,349.82	7,708,601.80
Debt Service Reserve Fund 2017												
38145C752	10425	06DSRF17	Goldman Sachs Ita Fed Port	Amort	119,437.04	0.050		100.000	09/30/2017	119,437.04	119,437.04	119,437.04
912828P20	10482	06DSRF17	Federal Home Loan Bank	Fair	30,645,000.00	1.070	01/31/2018	99.866	09/30/2017	30,603,935.70	30,612,486.88	30,603,935.70

Data Updated: ~REPORT~: 10/06/2017 14:33
Run Date: 10/06/2017 - 14:33

Portfolio DRJ
AP
IC (PRF_IC) 7.1.1
Report Ver. 7.3.2

Delaware River Joint TBC
Investment Classification
September 30, 2017

Page 4

CUSIP	Investment #	Fund	Issuer	Investment Class	Par Value	YTM	Maturity Date	Market Price	Market Date	Market Value	Book Value	Reported Value
				Subtotal	30,764,437.04	1.066				30,723,372.74	30,731,923.92	30,723,372.74
				Total	652,112,182.87	1.110				650,161,720.18	650,854,490.88	650,161,720.18

DELAWARE RIVER JOINT TOLL BRIDGE COMMISSION
Meeting of October 30, 2017
TOLL TRAFFIC AND REVENUE STATISTICS (September, 2017)

Summary: The Commission experienced an increase in total toll revenue for September 2017 in comparison to the September 2016 traffic and revenue statistics. Total toll traffic also reflected an increase for the month of September. [It should be noted that 2016 was a leap year, and that Year-to-Date totals for 2017 reflect one less day].

Analysis of September 2017 / September 2016 toll revenue data comparison:

- An overall toll revenue increase of 0.46 percent was recorded at the Commission's seven toll bridges for the month.
- Commercial-vehicle toll revenue reflected a 0.47 percent increase.
- Passenger-vehicle toll revenue generated a 0.44 percent increase.

Analysis of September 2017 / September 2016 traffic data comparison:

- Total toll traffic increased by 5,136 vehicles, or 0.15 percent for the month.
- Commercial-vehicle traffic increased by 689 vehicles, or 0.14 percent.
- Passenger-vehicle toll traffic increased by 4,447 vehicles, or 0.15 percent.
- Average daily toll traffic for the Commission's seven toll bridges for September 2017 was 114,679 total vehicles as compared to 114,507 total vehicles in September 2016.
- Total recorded westbound traffic volume at the eleven vehicular toll supported bridges for September 2017 decreased by 7,717 vehicles, or 0.29 percent when compared to September 2016. Average daily westbound traffic at these bridges for September 2017 was 87,203 vehicles as compared to 87,460 for September 2016.

Traffic analysis for 2017 YTD:

- Total YTD toll traffic for the seven toll bridges is reflecting a 1.10 percent increase through the first nine months of 2017 as compared to the same period in 2016.
- Westbound traffic on the eleven toll supported bridges is reflecting a 0.76 percent increase through the first nine months of 2017 as compared to last year.

DISTRICT REVIEW

District 1

Total toll traffic at Trenton-Morrisville (TM) for September 2017 reflected a 2.73 percent increase compared to September 2016 as the result of an increase of 20,579 cars and a decrease of 105 trucks. At New Hope-Lambertville (NHL), an increase of 1,337 cars and a decrease of 1,585 trucks combined to generate a decrease in total toll traffic of 0.15 percent for the month of September 2017 as compared to September 2016.

District II

The I-78 Toll Bridge experienced an increase of 0.01 percent in total toll traffic for the month of September 2017 compared to September 2016 as the result of the decrease of 7,785 cars and the increase of 7,921 trucks. At the Easton-Phillipsburg (EP) Toll Bridge, decreases of 11,012 passenger vehicles and 4,172 trucks combined to generate a 3.35 percent decrease in total toll traffic for September 2017.

District III

Portland-Columbia (PC) experienced a 0.15 percent increase in total toll traffic during September 2017 as a result of the increase of 459 automobiles and the decrease of 300 trucks compared to September 2016. At the Delaware Water Gap (DWG) Toll Bridge, an increase of 3,464 passenger vehicles and a decrease of 477 trucks combined to generate an increase of 0.36 percent in total toll traffic for September 2017 as compared to September 2016. At Milford-Montague (MM), decreases of 2,595 passenger vehicles and 593 trucks combined to produce a 2.52 percent decrease in total toll traffic for the month of September 2017.

E-ZPass Penetration Rates

The table below provides a comparison of the *E-ZPass* penetration rates for the Commission's seven (7) toll bridges for the months of September, 2017 and September, 2016, and the year-to-date periods ending September 30, 2017 and September 30, 2016.

		<i>E-ZPass</i> PENETRATION RATES					
		Sept. 2017	Sept. 2016	Change in Monthly Percentage	YTD 2017	YTD 2016	Change in YTD Percentage
All Toll Bridges	Cars	68.28	64.79	3.49	66.82	63.89	2.93
	Trucks	87.03	85.17	1.86	85.95	85.17	0.78
	Total	70.88	67.62	3.26	69.45	66.77	2.68
Trenton - Morrisville	Cars	66.82	63.50	3.32	65.82	62.38	3.44
	Trucks	90.97	89.90	1.07	89.03	90.00	-0.97
	Total	68.42	65.29	3.13	67.40	64.20	3.20
New Hope - Lambertville	Cars	81.74	79.15	2.59	80.97	78.21	2.76
	Trucks	83.24	83.62	-0.38	82.32	83.20	-0.88
	Total	81.82	79.43	2.39	81.05	78.53	2.52
I-78	Cars	70.15	66.03	4.12	67.78	64.64	3.14
	Trucks	87.29	85.03	2.26	86.65	84.90	1.75
	Total	74.59	70.80	3.79	72.55	69.56	2.99
Easton - Phillipsburg	Cars	68.15	65.74	2.41	67.23	65.22	2.01
	Trucks	80.96	83.22	-2.26	80.66	83.05	-2.39
	Total	68.84	66.81	2.03	67.95	66.31	1.64
Portland - Columbia	Cars	62.30	60.36	1.94	61.46	59.28	2.18
	Trucks	89.01	85.33	3.68	87.07	86.64	0.43
	Total	64.12	62.13	1.99	63.30	61.32	1.98
Delaware Water Gap	Cars	66.98	62.88	4.10	65.22	62.23	2.99
	Trucks	86.45	84.24	2.21	84.69	84.41	0.28
	Total	69.89	66.09	3.80	68.12	65.46	2.66
Milford - Montague	Cars	60.88	57.69	3.19	60.68	58.28	2.40
	Trucks	74.89	79.06	-4.17	73.98	80.25	-6.27
	Total	61.21	58.28	2.93	61.03	58.92	2.11

DELAWARE RIVER JOINT TOLL BRIDGE COMMISSION

ALL TOLL BRIDGES

COMPARATIVE STATEMENT OF TOLL TRAFFIC AND REVENUE

SEPTEMBER 2017

JANUARY 1, 2016		JANUARY 1, 2017		MONTH OF		MONTH OF	
SEPTEMBER 30, 2016		SEPTEMBER 30, 2017		SEPTEMBER 2017		SEPTEMBER 2016	
274 DAYS		273 DAYS		30 DAYS		30 DAYS	
NUMBER OF VEHICLES	TOTAL REVENUE	NUMBER OF VEHICLES	TOTAL REVENUE	VEHICLE CLASS	NUMBER OF VEHICLES	TOTAL REVENUE	TOTAL REVENUE
26,528,510	\$ 26,690,493.00	26,749,869	\$ 26,937,900.00	Passenger	2,962,993	\$ 2,984,694.00	\$ 2,979,003.00
-	(1,061,927.04)	-	(965,569.48)	Discounts *	-	(110,785.80)	(117,651.95)
26,528,510	\$ 25,628,565.96	26,749,869	\$ 25,972,330.52	TOTAL PASSENGER	2,962,993	\$ 2,873,928.20	\$ 2,861,351.05
677,035	4,364,842.95	649,128	4,180,221.50	2-Axle Trucks	68,031	437,750.30	502,969.35
299,375	3,543,510.00	371,508	4,394,968.80	3-Axle Trucks	44,935	530,479.20	416,346.00
342,019	5,371,473.60	377,422	5,934,950.40	4-Axle Trucks	46,440	729,801.60	626,072.00
2,752,199	53,911,720.00	2,785,117	54,579,642.00	5-Axle Trucks	308,452	6,037,904.00	6,152,322.00
76,512	1,773,338.40	82,715	1,923,693.61	6-Axle Trucks	9,335	217,128.00	203,088.00
6,506	181,279.60	3,807	105,124.80	7-Axle Trucks	172	4,785.20	19,825.20
19	1,155.00	1	88.30	Permits	-	-	93.90
4,153,665	\$ 69,147,319.55	4,269,698	\$ 71,118,688.41	TOTAL TRUCKS	477,365	\$ 7,957,848.30	\$ 7,920,716.45
30,682,175	\$ 94,775,885.51	31,019,567	\$ 97,091,019.93	TOTAL TOLL VEHICLES	3,440,358	10,831,776.50	10,782,067.50
111,979	\$ 345,897.39	113,625	\$ 355,644.76	DAILY AVERAGE	114,679	\$ 361,059.22	\$ 359,402.25

Rate Change		Rate Change	
Traffic (toll)		Traffic (toll)	
Autos	1.10%	Autos	0.15%
Trucks	0.83%	Trucks	0.15%
Revenue	2.79%	Revenue	0.14%
Autos	2.44%	Autos	0.46%
Trucks	1.34%	Trucks	0.44%
	2.85%		0.47%

* Discounts represents rebates for commuter discounts earned when a customer crosses the Commission's bridges 20 times in a 35 day period, and Commission vehicle's non-revenue crossings.

NOTE: YTD traffic and revenue totals have been positively affected by the Jan. 21, 2017 closure of the Delaware River Turnpike Bridge.

NOTE: 2016 was a leap year. YTD statistics reflect one less day.

DELAWARE RIVER JOINT TOLL BRIDGE COMMISSION

TRENTON - MORRISVILLE TOLL BRIDGE

COMPARATIVE STATEMENT OF TOLL TRAFFIC AND REVENUE

SEPTEMBER 2017

JANUARY 1, 2016 SEPTEMBER 30, 2016 274 DAYS			JANUARY 1, 2017 SEPTEMBER 30, 2017 273 DAYS			MONTH OF SEPTEMBER 2017 30 DAYS			MONTH OF SEPTEMBER 2016 30 DAYS		
NUMBER OF VEHICLES	TOTAL REVENUE	NUMBER OF VEHICLES	TOTAL REVENUE	VEHICLE CLASS	NUMBER OF VEHICLES	TOTAL REVENUE	NUMBER OF VEHICLES	TOTAL REVENUE	NUMBER OF VEHICLES	TOTAL REVENUE	
6,308,240	\$ 6,327,504.00 (233,369.43)	6,646,867	\$ 6,673,824.00 (199,986.30)	Passenger	719,073	\$ 721,588.00 (23,117.96)	698,494	\$ 700,708.00 (25,915.59)			
6,308,240	\$ 6,094,134.57	6,646,867	\$ 6,473,837.70	Discounts *	719,073	\$ 698,470.04	698,494	\$ 674,792.41			
171,020	1,104,098.45	144,843	934,724.70	TOTAL PASSENGER	11,532	74,405.50	19,539	126,118.85			
68,074	811,888.80	81,277	967,572.00	2-Axle Trucks	9,710	115,490.40	8,970	107,012.40			
69,464	1,098,339.20	79,437	1,256,457.60	3-Axle Trucks	9,518	150,332.80	8,522	134,649.60			
133,340	2,613,386.00	177,539	3,485,304.00	4-Axle Trucks	19,968	391,368.00	13,864	271,490.00			
829	19,432.80	1,668	39,136.81	5-Axle Trucks	120	2,829.60	67	1,567.20			
73	2,642.80	150	4,271.60	6-Axle Trucks	13	361.20	4	112.00			
1	5.00			7-Axle Trucks							
				Permits							
442,801	\$ 5,649,793.05	484,914	\$ 6,687,466.71	TOTAL TRUCKS	50,981	\$ 734,787.50	50,966	\$ 640,950.05			
6,751,041	\$ 11,743,927.62	7,131,581	\$ 13,161,304.41	TOTAL TOLL VEHICLES	769,934	\$ 1,433,257.54	749,460	\$ 1,315,742.46			
24,639	\$ 42,861.05	26,123	\$ 48,209.91	DAILY AVERAGE	25,664	\$ 47,775.25	24,982	\$ 43,858.08			
Rate Change				Rate Change					Rate Change		
Traffic (toll)				Traffic (toll)					Traffic (toll)		
Autos				Autos					Autos		
Trucks				Trucks					Trucks		
Revenue				Revenue					Revenue		
Autos				Autos					Autos		
Trucks				Trucks					Trucks		

Rate Change	
Traffic (toll)	5.64%
Autos	5.36%
Trucks	9.51%
Revenue	12.07%
Autos	6.23%
Trucks	18.37%

Rate Change	
Traffic (toll)	2.73%
Autos	2.96%
Trucks	-0.21%
Revenue	8.93%
Autos	3.51%
Trucks	14.64%

* Discounts represents rebates for commuter discounts earned when a customer crosses the Commission's bridges 20 times in a 35 day period, and Commission vehicle's non-revenue crossings.

NOTE: YTD traffic and revenue totals have been positively affected by the Jan. 21, 2017 closure of the Delaware River Turnpike Bridge.

DELAWARE RIVER JOINT TOLL BRIDGE COMMISSION

NEW HOPE - LAMBERTVILLE TOLL BRIDGE

COMPARATIVE STATEMENT OF TOLL TRAFFIC AND REVENUE

SEPTEMBER 2017

JANUARY 1, 2016 SEPTEMBER 30, 2016 274 DAYS			JANUARY 1, 2017 SEPTEMBER 30, 2017 273 DAYS			MONTH OF SEPTEMBER 2017 30 DAYS			MONTH OF SEPTEMBER 2016 30 DAYS		
NUMBER OF VEHICLES	TOTAL REVENUE		NUMBER OF VEHICLES	TOTAL REVENUE	VEHICLE CLASS	NUMBER OF VEHICLES	TOTAL REVENUE		NUMBER OF VEHICLES	TOTAL REVENUE	
1,369,655	\$ 1,378,318.00		1,373,159	\$ 1,382,513.00	Passenger	158,183	\$ 159,277.00		156,846	\$ 158,033.00	
	(75,902.96)			(58,355.04)	Discounts *		(6,710.07)			(8,607.90)	
1,369,655	\$ 1,302,415.04		1,373,159	\$ 1,324,157.96	TOTAL PASSENGER	158,183	\$ 152,566.93		156,846	\$ 149,425.10	
44,010	284,394.50		34,573	223,107.95	2-Axle Trucks	3,450	22,249.50		5,168	33,388.55	
15,854	189,027.60		16,005	190,628.40	3-Axle Trucks	1,862	19,764.00		1,751	20,850.00	
7,139	110,556.80		5,995	93,323.20	4-Axle Trucks	847	13,238.40		847	13,136.00	
24,834	488,712.00		26,809	527,482.00	5-Axle Trucks	2,936	57,692.00		2,700	52,962.00	
927	20,949.60		768	17,563.20	6-Axle Trucks	98	2,222.40		112	2,546.40	
28	782.00		28	781.20	7-Axle Trucks	5	140.00		5	128.80	
1	2.00				Permits	-	-				
92,793	\$ 1,094,424.50		84,178	\$ 1,052,885.95	TOTAL TRUCKS	8,998	\$ 115,306.30		10,583	\$ 123,011.75	
1,462,448	\$ 2,396,839.54		1,457,337	\$ 2,377,043.91	TOTAL TOLL VEHICLES	167,181	\$ 267,873.23		167,429	\$ 272,436.85	
5,337	\$ 8,747.59		5,338	\$ 8,707.12	DAILY	5,573	\$ 8,929.11		5,581	\$ 9,081.23	

Rate Change
Traffic (toll)
Autos
Trucks
Revenue
Autos
Trucks

Rate Change
Traffic (toll)
Autos
Trucks
Revenue
Autos
Trucks

* Discounts represents rebates for commuter discounts earned when a customer crosses the Commission's bridges 20 times in a 35 day period, and Commission vehicle's non-revenue crossings.

DELAWARE RIVER JOINT TOLL BRIDGE COMMISSION

178 TOLL BRIDGE

COMPARATIVE STATEMENT OF TOLL TRAFFIC AND REVENUE

SEPTEMBER 2017

JANUARY 1, 2016 SEPTEMBER 30, 2016 274 DAYS			JANUARY 1, 2017 SEPTEMBER 30, 2017 273 DAYS			MONTH OF SEPTEMBER 2017 30 DAYS			MONTH OF SEPTEMBER 2016 30 DAYS		
NUMBER OF VEHICLES	TOTAL REVENUE		NUMBER OF VEHICLES	TOTAL REVENUE	VEHICLE CLASS	NUMBER OF VEHICLES	TOTAL REVENUE		NUMBER OF VEHICLES	TOTAL REVENUE	
6,811,186	\$ 6,866,406.00 (270,512.07)		6,742,545	\$ 6,804,184.00 (285,900.51)	Passenger	742,644	\$ 750,059.00 (33,266.60)		750,429	\$ 757,408.00 (30,043.11)	
6,811,186	\$ 6,595,893.93		6,742,545	\$ 6,518,283.49	Discounts *	742,644	\$ 716,792.40		750,429	\$ 727,364.89	
					TOTAL PASSENGER						
205,630	1,323,180.30		225,616	1,450,886.45	2-Axle Trucks	26,896	172,794.70		24,091	155,075.70	
111,746	1,316,888.40		147,211	1,737,236.40	3-Axle Trucks	18,432	216,655.20		12,712	149,746.80	
145,962	2,279,948.80		154,345	2,415,182.40	4-Axle Trucks	19,170	300,049.60		17,311	270,657.60	
1,668,427	32,662,548.00		1,698,183	33,255,920.00	5-Axle Trucks	188,584	3,688,992.00		191,068	3,739,624.00	
50,703	1,173,806.40		54,427	1,265,366.40	6-Axle Trucks	6,280	146,224.80		5,784	133,936.80	
4,997	137,589.20		2,887	79,418.40	7-Axle Trucks	92	2,559.20		567	15,546.40	
7	548.50		1	88.30	Permits						
2,187,472	\$ 38,894,509.60		2,282,670	\$ 40,204,098.35	TOTAL TRUCKS	259,454	\$ 4,527,275.50		251,533	\$ 4,464,587.30	
8,998,658	\$ 45,490,403.53		9,025,215	\$ 46,722,381.84	TOTAL TOLL VEHICLES	1,002,098	\$ 5,244,067.90		1,001,962	\$ 5,191,952.19	
32,842	\$ 166,023.37		33,069	\$ 171,144.26	DAILY AVERAGE	33,403	\$ 174,802.26		33,399	\$ 173,065.07	

Rate Change	0.30%
Traffic (toll)	-1.01%
Autos	4.35%
Trucks	2.71%
Revenue	-1.18%
Autos	3.37%
Trucks	

Rate Change	0.01%
Traffic (toll)	-1.04%
Autos	3.15%
Trucks	1.00%
Revenue	-1.45%
Autos	1.40%
Trucks	

* Discounts represents rebates for commuter discounts earned when a customer crosses the Commission's bridges 20 times in a 35 day period, and Commission vehicle's non-revenue crossings.

DELAWARE RIVER JOINT TOLL BRIDGE COMMISSION

EASTON - PHILLIPSBURG TOLL BRIDGE

COMPARATIVE STATEMENT OF TOLL TRAFFIC AND REVENUE

SEPTEMBER 2017

JANUARY 1, 2016 SEPTEMBER 30, 2016 274 DAYS		JANUARY 1, 2017 SEPTEMBER 30, 2017 273 DAYS		MONTH OF SEPTEMBER 2017 30 DAYS		MONTH OF SEPTEMBER 2016 30 DAYS		
NUMBER OF VEHICLES	TOTAL REVENUE	NUMBER OF VEHICLES	TOTAL REVENUE	VEHICLE CLASS	NUMBER OF VEHICLES	TOTAL REVENUE	NUMBER OF VEHICLES	TOTAL REVENUE
3,811,890	\$ 3,832,178.00 (158,144.28)	3,794,675	\$ 3,815,476.00 (131,181.78)	Passenger	414,823	\$ 417,368.00 (15,017.86)	425,835	\$ 428,356.00 (17,292.94)
3,811,890	\$ 3,674,033.72	3,794,675	\$ 3,684,294.22	Discounts *	414,823	\$ 402,350.14	425,835	\$ 411,063.06
97,389	629,291.00	63,757	412,004.45	TOTAL PASSENGER	6,470	41,812.55	10,948	70,766.80
27,791	329,067.80	27,254	323,712.00	2-Axle Trucks	3,616	43,045.20	3,186	37,760.40
26,441	419,539.20	23,908	379,168.00	3-Axle Trucks	2,747	43,620.80	2,868	45,449.60
95,161	1,865,990.00	98,682	1,936,558.00	4-Axle Trucks	10,562	207,284.00	10,631	208,536.00
1,190	28,310.40	1,077	25,454.40	5-Axle Trucks	149	3,547.20	80	1,905.60
29	870.00	28	780.40	6-Axle Trucks	3	84.00	6	184.00
		-	-	7-Axle Trucks	-	-	-	-
248,001	\$ 3,273,068.20	214,706	\$ 3,077,677.25	TOTAL TRUCKS	23,547	\$ 339,393.75	27,719	\$ 364,602.40
4,059,891	\$ 6,947,101.92	4,009,381	\$ 6,761,971.47	TOTAL TOLL VEHICLES	438,370	\$ 741,743.89	453,554	\$ 775,665.46
14,817	\$ 25,354.39	14,686	\$ 24,769.13	DAILY AVERAGE	14,612	\$ 24,724.80	15,118	\$ 25,855.52
Rate Change							Rate Change	
Traffic (toll)							Traffic (toll)	
Autos	-1.24%						Autos	-3.35%
Trucks	-0.45%						Trucks	-2.59%
Revenue	-13.43%						Revenue	-15.05%
Autos	-2.66%						Autos	-4.37%
Trucks	0.26%						Trucks	-2.12%
	-5.97%							-6.91%

Rate Change
Traffic (toll)
Autos -1.24%
Trucks -0.45%
Revenue -13.43%
Autos -2.66%
Trucks 0.28%
Autos -5.97%

Rate Change
Traffic (toll)
Autos -3.35%
Trucks -2.59%
Revenue -15.05%
Autos -4.37%
Trucks -2.12%
Autos -6.91%

* Discounts represents rebates for commuter discounts earned when a customer crosses the Commission's bridges 20 times in a 35 day period, and Commission vehicle's non-revenue crossings.

COMPARATIVE STATEMENT OF TOLL TRAFFIC AND REVENUE

* Discounts represents rebates for commuter discounts earned when a customer crosses the Commission's bridges 20 times in a 35 day period, and Commission vehicle's non-revenue crossings.

DELAWARE RIVER JOINT TOLL BRIDGE COMMISSION

DELAWARE WATER GAP TOLL BRIDGE

COMPARATIVE STATEMENT OF TOLL TRAFFIC AND REVENUE

SEPTEMBER 2017

JANUARY 1, 2016 SEPTEMBER 30, 2016 274 DAYS			JANUARY 1, 2017 SEPTEMBER 30, 2017 273 DAYS			MONTH OF SEPTEMBER 2017 30 DAYS			MONTH OF SEPTEMBER 2016 30 DAYS		
NUMBER OF VEHICLES	TOTAL REVENUE		NUMBER OF VEHICLES	TOTAL REVENUE		VEHICLE CLASS	NUMBER OF VEHICLES	TOTAL REVENUE	NUMBER OF VEHICLES	TOTAL REVENUE	
6,328,264 \$	6,370,663.00		6,338,064 \$	6,390,109.00		Passenger	706,273	\$ 712,209.00	702,809	\$ 708,129.00	
-	(242,311.72)		-	(220,613.86)		Discounts *	-	(25,502.98)	-	(27,265.19)	
6,328,264 \$	6,128,351.28		6,338,064 \$	6,169,495.14		TOTAL PASSENGER	706,273	\$ 686,706.02	702,809	\$ 680,863.81	
118,932	765,061.70		152,327	978,252.60		2-Axle Trucks	17,184	110,307.60	13,690	88,030.80	
65,655	774,404.40		89,359	1,051,849.20		3-Axle Trucks	10,352	121,692.40	7,413	87,372.00	
72,031	1,127,966.40		90,699	1,423,636.80		4-Axle Trucks	11,456	179,625.60	8,363	130,998.40	
798,972	15,657,932.00		751,088	14,725,480.00		5-Axle Trucks	82,499	1,615,428.00	92,384	1,810,240.00	
22,596	524,450.40		24,365	566,376.00		6-Axle Trucks	2,640	61,154.40	2,694	62,412.00	
1,367	39,045.20		686	19,100.40		7-Axle Trucks	57	1,584.80	129	3,854.00	
10	599.50					Permits			2	93.90	
1,079,563 \$	18,889,459.60		1,108,524 \$	18,764,695.00		TOTAL TRUCKS	124,188	\$ 2,089,752.80	124,665	\$ 2,183,001.10	
7,408,827 \$	25,017,810.88		7,446,588 \$	24,934,190.14		TOTAL TOLL VEHICLES	830,461	\$ 2,776,468.82	827,474	\$ 2,863,864.91	
27,040 \$	91,305.88		27,277 \$	91,334.03		DAILY AVERAGE	27,682	\$ 92,548.63	27,582	\$ 95,462.16	

Rate Change	
Traffic (toll)	0.51%
Autos	0.14%
Trucks	2.68%
Revenue	-0.33%
Autos	0.67%
Trucks	-0.66%

Rate Change	
Traffic (toll)	0.36%
Autos	0.49%
Trucks	-0.38%
Revenue	-3.05%
Autos	0.86%
Trucks	-4.27%

* Discounts represents rebates for commuter discounts earned when a customer crosses the Commission's bridges 20 times in a 35 day period, and Commission vehicle's non-revenue crossings.

DELAWARE RIVER JOINT TOLL BRIDGE COMMISSION

MILFORD - MONTAGUE TOLL BRIDGE

COMPARATIVE STATEMENT OF TOLL TRAFFIC AND REVENUE

SEPTEMBER 2017

JANUARY 1, 2016 SEPTEMBER 30, 2016 274 DAYS			JANUARY 1, 2017 SEPTEMBER 30, 2017 273 DAYS			MONTH OF SEPTEMBER 2017 30 DAYS			MONTH OF SEPTEMBER 2016 30 DAYS		
NUMBER OF VEHICLES	TOTAL REVENUE	NUMBER OF VEHICLES	TOTAL REVENUE	VEHICLE CLASS	NUMBER OF VEHICLES	TOTAL REVENUE	NUMBER OF VEHICLES	TOTAL REVENUE	NUMBER OF VEHICLES	TOTAL REVENUE	
997,881	\$ 1,006,580.00 (40,981.44)	969,335	\$ 977,727.00 (34,484.00)	Passenger	120,821	\$ 121,762.00 (3,470.01)	123,216	\$ 124,386.00 (4,400.09)			
997,881	\$ 965,598.56	969,335	\$ 943,243.00	Discounts *	120,821	\$ 118,291.99	123,216	\$ 119,985.91			
19,667	127,023.00	13,931	90,078.95	TOTAL PASSENGER	1,271	8,215.35	2,315	14,970.80			
2,767	33,010.80	3,275	39,104.40	2-Axle Trucks	431	5,156.40	328	3,921.60			
1,671	26,636.80	2,242	35,736.00	3-Axle Trucks	362	5,776.00	194	3,092.80			
6,056	119,620.00	6,789	134,384.00	4-Axle Trucks	832	16,460.00	658	13,038.00			
43	1,027.20	78	1,867.20	5-Axle Trucks	10	240.00	5	120.00			
6	165.20	15	411.80	6-Axle Trucks	1	28.00	-	-			
-	-	-	-	7-Axle Trucks	-	-	-	-			
30,210	\$ 307,483.00	26,330	\$ 301,582.15	Permits	2,907	\$ 35,875.75	3,500	\$ 35,143.20			
1,028,091	\$ 1,273,081.56	995,865	\$ 1,244,825.15	TOTAL TRUCKS	123,528	\$ 154,167.74	126,716	\$ 155,129.11			
3,752	\$ 4,646.28	3,647	\$ 4,559.80	TOTAL TOLL VEHICLES	4,118	\$ 5,138.92	4,224	\$ 5,170.97			
				DAILY AVERAGE							
Rate Change									Rate Change		
Traffic (toll)									Traffic (toll)		
Autos			-3.15%						Autos	-2.52%	
Trucks			-2.86%						Trucks	-2.11%	
Revenue			-12.84%						Revenue	-16.94%	
Autos			-2.22%						Autos	-0.62%	
Trucks			-2.32%						Trucks	-1.41%	
			-1.92%							2.08%	

Rate Change
Traffic (toll)
Autos -3.15%
Trucks -2.86%
Revenue -12.84%
Autos -2.22%
Trucks -2.32%
Autos -1.92%

Rate Change
Traffic (toll)
Autos -2.52%
Trucks -2.11%
Revenue -16.94%
Autos -0.62%
Trucks -1.41%
Trucks 2.08%

* Discounts represents rebates for commuter discounts earned when a customer crosses the Commission's bridges 20 times in a 35 day period, and Commission vehicle's non-revenue crossings.

Delaware River Joint Toll Bridge Commission
Toll Supported Bridge - Westbound Traffic Counts
September 2017

Bridge	Westbound Volume					
	September 2017	September 2016	% Change	YTD 2017	YTD 2016	% Change
Lower Trenton	372,505	362,446	2.78%	3,314,963	3,143,209	5.46%
Calhoun Street	291,562	272,071	7.16%	2,663,012	2,432,268	9.49%
Scudder Falls	959,260	990,832	-3.19%	8,724,070	8,862,893	-1.57%
Washington Crossing	106,267	100,770	5.45%	944,385	1,155,750	-18.29%
New Hope - Lambertville	203,182	188,466	7.81%	1,963,122	1,729,569	13.50%
Centre Bridge - Stockton	81,213	70,111	15.83%	669,184	574,777	16.42%
Uhlerstown - Frenchtown	64,002	73,732	-13.20%	612,819	619,278	-1.04%
Upper Black Eddy - Milford	56,143	57,583	-2.50%	530,681	504,548	5.18%
Riegelsville	47,801	62,088	-23.01%	432,492	565,170	-23.48%
Northampton Street	371,631	370,574	0.29%	3,386,627	3,440,199	-1.56%
Riverton - Belvidere	62,518	75,128	-16.78%	630,348	662,832	-4.90%
Total	2,616,084	2,623,801	-0.29%	23,871,704	23,690,494	0.76%

NOTES:

Delaware River Joint Toll Bridge Commission
Toll Supported Bridge - Two Way Traffic Counts
September 2017

Bridge	Total Volume				
	September 2017	September 2016	% Change	YTD 2017	YTD 2016
Lower Trenton	466,429	467,287	-0.18%	4,238,904	4,086,330
Calhoun Street	498,926	542,042	-7.95%	4,517,127	4,824,519
Scudder Falls	1,736,494	1,828,913	-5.05%	16,178,996	16,450,216
Washington Crossing	186,726	252,414	-26.02%	1,656,361	2,062,111
New Hope-Lambertville	374,584	409,372	-8.50%	3,534,658	3,686,322
Centre Bridge - Stockton	151,077	153,147	-1.35%	1,278,709	1,259,893
Uhlerstown-Frenchtown	129,981	142,878	-9.03%	1,205,218	1,204,148
Upper Black Eddy - Milford	107,307	118,860	-9.72%	986,022	1,020,823
Riegelsville	102,183	104,715	-2.42%	903,459	942,806
Northampton Street	574,116	574,013	0.02%	5,096,923	5,379,874
Riverton - Belvidere	145,091	139,516	4.00%	1,380,625	1,231,453
Total	4,472,914	4,733,157	-5.50%	40,977,002	42,148,494

Notes:

Delaware River Joint Toll Bridge Commission
Toll Bridge - Two Way Traffic Counts
September 2017

Bridge	Total Volume (all classes)					
	September 2017	September 2016	% Change	YTD 2017	YTD 2016	% Change
Trenton - Morrisville	1,852,840	1,780,755	4.05%	16,923,955	16,094,623	5.15%
New Hope - Lambertville	393,735	381,702	3.15%	3,449,149	3,330,506	3.56%
Interstate 78	2,051,467	2,068,660	-0.83%	18,546,736	18,606,715	-0.32%
Easton - Phillipsburg	1,069,808	1,051,275	1.76%	9,729,732	9,456,676	2.89%
Portland - Columbia	233,856	251,838	-7.14%	2,131,849	2,219,015	-3.93%
Delaware Water Gap	1,621,308	1,653,040	-1.92%	14,497,469	14,798,030	-2.03%
Millford - Montague	254,565	229,404	10.97%	2,037,666	1,872,799	8.80%
Total	7,477,579	7,416,673	0.82%	67,316,556	66,378,363	1.41%

Notes:

DELAWARE RIVER JOINT TOLL BRIDGE COMMISSION

Meeting of October 30, 2017

STATISTICAL SUMMARY OF EXPENDITURES

This includes reports entitled **"Budget vs Actual"** covering the month of September 2017 and the nine month year-to-date ("YTD") operations of fiscal year 2017 relative to Toll Bridges, Toll Supported Bridges and Administration departments.

Total expense plus encumbrance totaled \$6,314,491 for the month of September. For the 2017 fiscal period, total expense plus encumbrances amounted to \$45,140,858 or 93.5% of the YTD operating budget.

Most of the expense line categories are within their normal line item budgets. Overtime wages are currently exceeding budget by \$79,500 or 23.3%, mainly due to a number of full-time position vacancies. This line item is more than offset by budget surplus in Regular Employee Salaries and Part-Time Salary budgets.

The month of September was a three payroll month, and as such, had a higher than usual Salary expense. Three payroll months occur twice per year and are accounted for in the Commission's operating budget. There were no other unusual expense items during the month of September.

Delaware River Joint Toll Bridge Commission
Budget vs Actual
For the Nine Months Ending September 30, 2017

TOTAL COMMISSION

	Annual Budget 2017	YTD Budget 2017	Expended For The Month	Expended Year To Date	Encumbered	Remaining Annual Budget
Regular Employee Salaries	\$20,227,900	15,473,279	\$2,274,098	\$15,090,667	\$0	\$5,137,234
Part-Time Employee Wages	409,500	316,559	32,101	247,986	0	161,514
Summer Employee Wages	114,695	114,695	7,868	66,291	0	48,404
Overtime Wages	462,237	341,004	52,018	420,505	0	41,733
Pension Contributions	6,451,918	4,963,073	720,816	4,509,219	0	1,942,699
FICA Contributions	1,701,309	1,308,715	181,392	1,250,014	0	451,295
Regular Employee Healthcare Benefits	10,599,332	7,954,549	1,255,176	7,589,633	0	3,009,700
Life Insurance Benefits	174,637	130,978	16,080	132,094	0	42,543
Unemployment Compensation Benefits	45,000	33,750	0	2,922	0	42,078
Utility Expense	917,541	751,972	23,692	465,979	58,000	393,562
Office Expense	261,826	211,405	12,689	154,060	17,800	89,966
Telecommunication Expense	937,388	722,284	84,726	758,785	9,158	169,446
Information Technology Expense	597,535	484,177	10,429	315,164	47,501	234,871
Professional Development/Meetings	240,930	195,614	6,033	84,185	0	156,745
Vehicle Maintenance Expense and Fuel	470,082	433,242	17,610	212,514	105,359	152,210
Operations Maintenance Expense	1,551,474	1,342,558	31,639	651,654	304,864	594,956
ESS Operating Maintenance Expense	1,497,000	1,122,750	85,341	871,980	109,610	515,410
Commission Expense	22,500	16,875	341	13,233	0	9,267
Toll Collection Expense	77,338	69,655	2,769	51,166	1,496	24,675
Uniform Expense	101,456	78,823	1,333	59,921	14,528	27,007
Business Insurance	2,976,252	2,113,215	236,016	2,130,475	0	845,777
Licenses & Inspections Expense	11,100	8,658	620	6,414	0	4,686
Advertising	62,000	51,100	1,292	6,922	0	55,078
Professional Services	1,271,000	972,002	96,322	988,430	0	282,570
State Police Bridge Security	5,716,366	4,356,451	457,189	4,127,512	0	1,588,854
EZPass Equipment/Maintenance	1,327,870	995,902	97,042	793,568	0	534,302
General Contingency	300,000	225,000	0	0	0	300,000
EZPass Operating Expense	4,623,995	3,468,865	330,951	3,471,252	0	1,152,743
Total	\$63,150,183	\$48,257,153	\$6,035,583	\$44,472,542	\$668,316	\$18,009,325

Delaware River Joint Toll Bridge Commission
Budget vs Actual
For the Nine Months Ending September 30, 2017

ADMINISTRATION*

	Annual Budget 2017	YTD Budget 2017	Expended For The Month	Expended Year To Date	Encumbered	Remaining Annual Budget
Regular Employee Salaries	\$3,881,903	2,986,115	\$434,998	\$2,948,744	\$0	\$933,159
Summer Employee Wages	8,196	8,196	0	0	0	8,196
Overtime Wages	5,200	3,900	303	1,714	0	3,486
Pension Contributions	1,152,413	886,482	131,649	832,083	0	320,330
FICA Contributions	297,990	229,226	29,937	220,038	0	77,953
Regular Employee Healthcare Benefits	1,314,429	986,052	6,205	955,410	0	359,020
Life Insurance Benefits	32,235	24,176	2,694	24,161	0	8,074
Unemployment Compensation Benefits	45,000	33,750	0	2,922	0	42,078
Office Expense	214,350	171,307	11,936	143,502	15,473	55,376
Telecommunication Expense	143,122	105,814	29,746	178,481	0	(35,359)
Information Technology Expense	570,000	463,362	10,429	315,164	47,501	207,336
Professional Development/Meetings	148,010	122,227	5,165	54,866	0	93,144
Vehicle Maintenance Expense and Fuel	2,824	2,118	0	342	0	2,482
Commission Expense	22,500	16,875	341	13,233	0	9,267
Business Insurance	274,638	87,004	9,716	87,549	0	187,089
Advertising	62,000	51,100	1,292	6,922	0	55,078
Professional Services	991,000	762,000	88,024	875,476	0	115,524
General Contingency	300,000	225,000	0	0	0	300,000
TOTAL	\$9,465,811	\$7,164,706	\$762,436	\$6,660,605	\$62,973	\$2,742,232

* Includes Executive, Human Resources, Accounting, EZPass, Purchasing, Information Technology, Community Affairs and Contract/Compliance.

Delaware River Joint Toll Bridge Commission
Budget vs Actual
For the Nine Months Ending September 30, 2017

ADMINISTRATION - OPERATIONS*

	Annual Budget 2017	YTD Budget 2017	Expended For The Month	Expended Year To Date	Encumbered	Remaining Annual Budget
Regular Employee Salaries	\$1,464,130	1,145,160	\$211,066	\$1,140,350	\$0	\$323,780
Overtime Wages	15,000	11,250	3,964	28,489	0	(13,489)
Pension Contributions	752,902	579,162	83,539	511,454	0	241,448
FICA Contributions	191,566	147,360	22,229	148,704	0	42,862
Regular Employee Healthcare Benefits	817,107	612,980	249,556	578,118	0	238,989
Life Insurance Benefits	20,317	15,238	1,788	15,387	0	4,929
Office Expense	15,900	12,275	75	2,654	1,997	11,249
Telecommunication Expense	92,540	69,405	5,935	52,338	0	40,202
Professional Development/Meetings	61,850	48,907	73	11,984	0	49,866
Vehicle Maintenance Expense and Fuel	1,000	750	0	847	564	(411)
ESS Operating Maintenance Expense	1,497,000	1,122,750	85,341	871,980	109,610	515,410
Uniform Expense	8,800	6,600	0	4,041	2,575	2,184
Business Insurance	75,225	56,419	6,234	56,131	0	19,094
Professional Services	280,000	210,002	8,298	112,954	0	167,046
TOTAL	\$5,293,337	\$4,038,257	\$678,097	\$3,535,433	\$114,746	\$1,643,158

* Includes Engineering, Security, Safety & Training, Plant & Facility, and Electronic Security & Surveillance.

Delaware River Joint Toll Bridge Commission
Budget vs Actual
For the Nine Months Ending September 30, 2017

TRENTON - MORRISVILLE TOLL BRIDGE

	Annual Budget 2017	YTD Budget 2017	Expended For The Month	Expended Year To Date	Encumbered	Remaining Annual Budget
Regular Employee Salaries	\$1,702,746	1,296,501	\$188,174	\$1,255,348	\$0	\$447,399
Part-Time Employee Wages	81,000	67,793	6,630	41,070	0	39,930
Summer Employee Wages	26,993	26,993	4,244	19,789	0	7,204
Overtime Wages	35,400	26,891	6,388	37,418	0	(2,018)
Pension Contributions	515,708	396,703	57,188	359,131	0	156,577
FICA Contributions	141,230	108,640	15,473	101,767	0	39,463
Regular Employee Healthcare Benefits	992,202	744,329	116,814	710,559	0	281,643
Life Insurance Benefits	13,953	10,465	1,834	12,302	0	1,651
Utility Expense	149,950	125,567	2,921	89,261	0	60,689
Office Expense	4,125	3,692	11	867	21	3,237
Telecommunication Expense	59,389	53,520	3,441	56,865	4,467	(1,943)
Information Technology Expense	7,160	5,185	0	0	0	7,160
Professional Development/Meetings	3,000	2,585	0	692	0	2,308
Vehicle Maintenance Expense and Fuel	89,080	83,702	936	50,274	12,460	26,346
Operations Maintenance Expense	218,995	185,430	2,872	122,309	31,938	64,748
Toll Collection Expense	12,300	11,800	457	8,921	0	3,379
Uniform Expense	20,900	19,806	666	20,492	0	408
Business Insurance	376,581	282,436	31,491	284,207	0	92,374
Licenses & Inspections Expense	480	480	0	300	0	180
State Police Bridge Security	828,302	631,250	67,833	612,637	0	215,664
EZPass Equipment/Maintenance	207,480	155,610	15,168	124,035	0	83,445
EZPass Operating Expense	958,092	719,437	70,228	736,602	0	221,490
TOTAL	\$6,445,065	\$4,958,815	\$592,769	\$4,644,847	\$48,887	\$1,751,331

Delaware River Joint Toll Bridge Commission
Budget vs Actual
For the Nine Months Ending September 30, 2017

NEW HOPE - LAMBERTVILLE TOLL BRIDGE

	Annual Budget 2017	YTD Budget 2017	Expended For The Month	Expended Year To Date	Encumbered	Remaining Annual Budget
Regular Employee Salaries	\$1,103,356	842,164	\$131,163	\$842,814	\$0	\$260,542
Part-Time Employee Wages	12,000	12,000	1,288	7,319	0	4,681
Summer Employee Wages	3,296	3,296	1,906	9,566	0	(6,270)
Overtime Wages	31,800	22,600	3,685	21,212	0	10,588
Pension Contributions	336,801	259,081	37,319	233,264	0	103,537
FICA Contributions	88,010	67,701	10,428	66,470	0	21,540
Regular Employee Healthcare Benefits	614,008	460,616	72,209	439,587	0	174,421
Life Insurance Benefits	9,070	6,803	639	6,389	0	2,682
Utility Expense	157,990	133,772	1,483	74,787	10,000	73,203
Office Expense	2,425	2,250	11	379	21	2,025
Telecommunication Expense	51,548	40,708	3,070	50,196	0	1,352
Information Technology Expense	7,920	5,828	0	0	0	7,920
Professional Development/Meetings	2,120	1,640	0	743	0	1,377
Vehicle Maintenance Expense and Fuel	78,760	74,879	1,778	15,308	13,415	50,037
Operations Maintenance Expense	158,800	136,467	2,933	75,935	28,392	54,473
Toll Collection Expense	7,200	5,900	239	3,591	0	3,609
Uniform Expense	3,000	2,250	0	6,883	0	(3,883)
Business Insurance	262,506	196,880	21,821	196,772	0	65,735
Licenses & Inspections Expense	940	940	67	986	0	(46)
State Police Bridge Security	178,351	135,921	14,115	127,478	0	50,873
EZPass Equipment/Maintenance	165,984	124,488	12,130	99,196	0	66,788
EZPass Operating Expense	267,729	200,797	18,732	196,474	0	71,255
TOTAL	\$3,543,614	\$2,736,980	\$335,015	\$2,475,347	\$51,829	\$1,016,438

Delaware River Joint Toll Bridge Commission
Budget vs Actual
For the Nine Months Ending September 30, 2017

INTERSTATE - 78 TOLL BRIDGE

	Annual Budget 2017	YTD Budget 2017	Expended For The Month	Expended Year To Date	Encumbered	Remaining Annual Budget
Regular Employee Salaries	\$2,393,668	1,823,361	\$241,518	\$1,748,614	\$0	\$645,053
Part-Time Employee Wages	80,000	60,000	4,069	25,197	0	54,803
Summer Employee Wages	16,400	16,400	400	6,873	0	9,527
Overtime Wages	60,900	45,676	9,188	64,447	0	(3,547)
Pension Contributions	728,270	560,215	81,794	511,444	0	216,826
FICA Contributions	195,149	150,116	19,224	138,864	0	56,285
Regular Employee Healthcare Benefits	1,371,573	1,028,926	162,209	982,140	0	389,433
Life Insurance Benefits	19,626	14,719	1,528	14,739	0	4,887
Utility Expense	141,000	118,250	539	61,601	30,000	49,399
Office Expense	6,430	5,553	33	1,504	65	4,861
Telecommunication Expense	130,932	98,949	6,758	73,530	0	57,402
Information Technology Expense	2,795	2,508	0	0	0	2,795
Professional Development/Meetings	7,700	6,331	114	3,779	0	3,921
Vehicle Maintenance Expense and Fuel	77,000	74,955	3,697	44,778	23,000	9,223
Operations Maintenance Expense	400,972	351,481	(3,011)	159,431	100,007	141,534
Toll Collection Expense	13,000	11,250	467	11,951	0	1,049
Uniform Expense	12,000	7,412	213	2,934	419	8,647
Business Insurance	473,153	354,865	39,613	357,569	0	115,584
Licenses & Inspections Expense	1,500	506	185	1,101	0	399
State Police Bridge Security	976,355	744,082	78,796	711,649	0	264,706
EZPass Equipment/Maintenance	248,976	186,732	18,195	148,695	0	100,280
EZPass Operating Expense	1,431,589	1,073,692	101,668	1,066,361	0	365,228
TOTAL	\$8,788,989	\$6,735,978	\$767,198	\$6,137,201	\$153,491	\$2,498,297

Delaware River Joint Toll Bridge Commission
Budget vs Actual
For the Nine Months Ending September 30, 2017

EASTON - PHILLIPSBURG TOLL BRIDGE

	Annual Budget 2017	YTD Budget 2017	Expended For The Month	Expended Year To Date	Encumbered	Remaining Annual Budget
Regular Employee Salaries	\$1,663,841	1,267,878	\$187,807	\$1,257,002	\$0	\$406,839
Part-Time Employee Wages	86,000	64,500	5,737	65,729	0	20,271
Summer Employee Wages	24,300	24,300	798	19,623	0	4,677
Overtime Wages	44,000	33,000	5,198	47,153	0	(3,153)
Pension Contributions	506,716	389,786	56,191	356,626	0	150,090
FICA Contributions	139,088	106,992	15,049	104,571	0	34,517
Regular Employee Healthcare Benefits	936,379	702,451	110,437	669,000	0	267,379
Life Insurance Benefits	13,648	10,236	1,365	11,690	0	1,959
Utility Expense	128,500	98,542	5,189	62,238	0	66,262
Office Expense	5,200	4,638	194	2,264	44	2,892
Telecommunication Expense	108,527	90,391	5,552	75,741	4,691	28,096
Information Technology Expense	2,415	1,823	0	0	0	2,415
Professional Development/Meetings	6,500	5,566	680	4,541	0	1,959
Vehicle Maintenance Expense and Fuel	56,800	46,422	3,021	28,140	18,501	10,159
Operations Maintenance Expense	180,170	156,154	1,959	86,898	27,190	66,083
Toll Collection Expense	13,500	13,500	610	9,304	230	3,966
Uniform Expense	10,000	6,000	0	4,304	5,320	376
Business Insurance	192,932	144,699	16,311	147,427	0	45,505
Licenses & Inspections Expense	2,600	1,950	136	776	0	1,824
State Police Bridge Security	490,464	373,783	39,878	360,156	0	130,308
EZPass Equipment/Maintenance	207,480	155,610	15,158	124,007	0	83,473
EZPass Operating Expense	613,142	459,856	43,487	456,125	0	157,016
TOTAL	\$5,432,202	\$4,158,079	\$514,756	\$3,893,314	\$55,975	\$1,482,913

Delaware River Joint Toll Bridge Commission
Budget vs Actual
For the Nine Months Ending September 30, 2017

PORTLAND - COLUMBIA TOLL BRIDGE

	Annual Budget 2017	YTD Budget 2017	Expended For The Month	Expended Year To Date	Encumbered	Remaining Annual Budget
Regular Employee Salaries	\$830,241	633,184	\$76,589	\$530,715	\$0	\$299,526
Part-Time Employee Wages	22,000	16,161	3,544	21,223	0	777
Summer Employee Wages	13,655	13,655	400	6,440	0	7,215
Overtime Wages	32,945	24,741	1,066	25,390	0	7,555
Pension Contributions	256,107	197,008	28,416	177,575	0	78,532
FICA Contributions	68,761	52,894	6,133	43,933	0	24,828
Regular Employee Healthcare Benefits	437,736	328,381	51,667	312,838	0	124,899
Life Insurance Benefits	6,818	5,113	764	4,082	0	2,735
Utility Expense	68,520	54,123	792	34,773	9,500	24,247
Office Expense	3,373	3,054	22	412	44	2,918
Telecommunication Expense	84,680	63,510	3,505	49,736	0	34,944
Information Technology Expense	2,415	1,823	0	0	0	2,415
Professional Development/Meetings	1,200	1,100	0	766	0	434
Vehicle Maintenance Expense and Fuel	32,804	27,272	954	14,011	6,183	12,611
Operations Maintenance Expense	119,195	106,728	1,912	11,101	34,243	73,852
Toll Collection Expense	9,800	9,500	252	6,195	0	3,605
Uniform Expense	5,000	4,327	0	2,911	0	2,089
Business Insurance	142,168	106,626	11,922	107,637	0	34,531
Licenses & Inspections Expense	650	650	75	719	0	(69)
State Police Bridge Security	113,184	86,258	9,273	83,748	0	29,436
EZPass Equipment/Maintenance	124,488	93,366	9,093	74,409	0	50,079
EZPass Operating Expense	132,709	99,532	9,531	99,972	0	32,736
TOTAL	\$2,508,449	\$1,929,005	\$215,910	\$1,608,587	\$49,969	\$849,893

Delaware River Joint Toll Bridge Commission
Budget vs Actual
For the Nine Months Ending September 30, 2017

DELAWARE WATER GAP TOLL BRIDGE

	Annual Budget 2017	YTD Budget 2017	Expended For The Month	Expended Year To Date	Encumbered	Remaining Annual Budget
Regular Employee Salaries	\$2,434,429	1,854,241	\$294,808	\$1,931,481	\$0	\$502,948
Part-Time Employee Wages	110,000	82,504	7,951	59,762	0	50,238
Summer Employee Wages	8,200	8,200	0	0	0	8,200
Overtime Wages	94,230	70,365	11,736	107,828	0	(13,598)
Pension Contributions	750,253	577,125	83,112	524,643	0	225,611
FICA Contributions	202,485	155,759	23,814	158,730	0	43,755
Regular Employee Healthcare Benefits	1,400,756	1,053,973	165,123	998,944	0	401,811
Life Insurance Benefits	19,958	14,968	1,676	15,216	0	4,742
Utility Expense	92,400	74,749	2,034	40,825	0	51,575
Office Expense	5,649	4,831	103	757	86	4,806
Telecommunication Expense	68,675	51,506	4,200	58,107	0	10,567
Information Technology Expense	2,415	1,823	0	0	0	2,415
Professional Development/Meetings	2,500	1,321	0	4,266	0	(1,766)
Vehicle Maintenance Expense and Fuel	71,574	71,574	4,859	37,291	15,182	19,101
Operations Maintenance Expense	166,470	140,259	6,185	87,028	35,182	44,260
Toll Collection Expense	12,338	10,131	467	7,321	1,077	3,940
Uniform Expense	10,500	8,135	176	4,750	0	5,750
Business Insurance	394,143	295,607	33,094	298,871	0	95,272
Licenses & Inspections Expense	1,500	1,500	0	682	0	818
State Police Bridge Security	766,565	584,200	62,297	561,015	0	205,549
EZPass Equipment/Maintenance	248,976	186,732	18,205	148,818	0	100,157
EZPass Operating Expense	1,084,789	813,592	77,740	815,397	0	269,393
TOTAL	\$7,948,804	\$6,063,096	\$797,580	\$5,861,733	\$51,528	\$2,035,543

Delaware River Joint Toll Bridge Commission
Budget vs Actual
For the Nine Months Ending September 30, 2017

MILFORD - MONTAGUE TOLL BRIDGE

	Annual Budget 2017	YTD Budget 2017	Expended For The Month	Expended Year To Date	Encumbered	Remaining Annual Budget
Regular Employee Salaries	\$820,590	625,762	\$77,827	\$564,832	\$0	\$255,758
Part-Time Employee Wages	18,500	13,601	2,882	27,686	0	(9,186)
Summer Employee Wages	13,655	13,655	120	4,000	0	9,655
Overtime Wages	28,250	21,329	1,967	34,231	0	(5,981)
Pension Contributions	251,851	193,734	27,918	175,734	0	76,117
FICA Contributions	67,396	51,844	6,241	47,766	0	19,630
Regular Employee Healthcare Benefits	437,736	328,381	51,817	313,816	0	123,920
Life Insurance Benefits	6,738	5,053	449	4,126	0	2,612
Utility Expense	57,050	46,426	7,709	47,971	8,500	579
Office Expense	3,373	3,054	24	1,169	49	2,155
Telecommunication Expense	51,771	38,828	4,401	39,772	0	11,999
Information Technology Expense	2,415	1,823	0	0	0	2,415
Professional Development/Meetings	1,200	800	0	2,526	0	(1,326)
Vehicle Maintenance Expense and Fuel	37,620	33,739	2,367	20,115	12,000	5,505
Operations Maintenance Expense	122,685	114,260	3,739	54,245	32,517	35,922
Toll Collection Expense	9,200	7,575	276	3,883	189	5,128
Uniform Expense	5,000	4,250	125	3,501	0	1,499
Business Insurance	118,645	88,984	9,981	90,152	0	28,493
Licenses & Inspections Expense	650	650	0	178	0	472
State Police Bridge Security	98,265	74,889	7,765	70,134	0	28,131
EZPass Equipment/Maintenance	124,488	93,366	9,093	74,408	0	50,079
EZPass Operating Expense	135,945	101,959	9,564	100,320	0	35,625
TOTAL	\$2,413,024	\$1,863,961	\$224,267	\$1,680,566	\$53,255	\$679,203

Delaware River Joint Toll Bridge Commission
Budget vs Actual
For the Nine Months Ending September 30, 2017

SOUTHERN DIVISION TOLL SUPPORTED BRIDGES

	Annual Budget 2017	YTD Budget 2017	Expended For The Month	Expended Year To Date	Encumbered	Remaining Annual Budget
Regular Employee Salaries	\$2,114,962	1,613,983	\$239,528	\$1,579,335	\$0	\$535,627
Overtime Wages	61,320	41,358	6,164	33,105	0	28,216
Pension Contributions	645,703	496,700	71,503	441,731	0	203,971
FICA Contributions	166,486	128,067	18,456	121,222	0	45,264
Regular Employee Healthcare Benefits	1,226,838	920,348	145,076	876,641	0	350,198
Life Insurance Benefits	17,368	13,026	1,595	12,727	0	4,641
Utility Expense	74,740	65,057	2,487	36,172	0	38,568
Telecommunication Expense	57,728	43,296	7,169	49,342	0	8,386
Professional Development/Meetings	4,250	3,187	0	0	0	4,250
Vehicle Maintenance Expense and Fuel	14,300	11,591	0	906	0	13,394
Operations Maintenance Expense	118,820	95,525	14,465	34,905	4,619	79,296
Uniform Expense	15,756	12,098	0	6,205	1,937	7,613
Business Insurance	465,625	349,218	38,884	350,953	0	114,672
Licenses & Inspections Expense	900	825	157	674	0	226
State Police Bridge Security	1,743,492	1,328,718	136,534	1,233,113	0	510,379
TOTAL	\$6,728,287	\$5,122,999	\$682,019	\$4,777,030	\$6,557	\$1,944,701

Delaware River Joint Toll Bridge Commission
Budget vs Actual
For the Nine Months Ending September 30, 2017

NORTHERN DIVISION TOLL SUPPORTED BRIDGES

	Annual Budget 2017	YTD Budget 2017	Expended For The Month	Expended Year To Date	Encumbered	Remaining Annual Budget
Regular Employee Salaries	\$1,818,034	1,384,930	\$190,619	\$1,291,433	\$0	\$526,601
Overtime Wages	53,192	39,894	2,359	19,517	0	33,675
Pension Contributions	555,193	427,077	62,187	385,534	0	169,658
FICA Contributions	143,149	110,116	14,407	97,949	0	45,199
Regular Employee Healthcare Benefits	1,050,567	788,113	124,064	752,579	0	297,988
Life Insurance Benefits	14,906	11,179	1,748	11,274	0	3,631
Utility Expense	47,391	35,487	539	18,351	0	29,040
Office Expense	1,000	750	281	553	0	447
Telecommunication Expense	88,476	66,357	10,948	74,675	0	13,801
Professional Development/Meetings	2,600	1,950	0	22	0	2,578
Vehicle Maintenance Expense and Fuel	8,320	6,240	0	502	4,054	3,764
Operations Maintenance Expense	65,367	56,253	585	19,802	10,777	34,788
Uniform Expense	10,500	7,945	153	3,900	4,276	2,323
Business Insurance	200,638	150,478	16,949	153,208	0	47,430
Licenses & Inspections Expense	1,880	1,158	0	998	0	882
State Police Bridge Security	521,389	397,351	40,700	367,582	0	153,807
TOTAL	\$4,582,601	\$3,485,279	\$465,538	\$3,197,881	\$19,107	\$1,365,613

DELAWARE RIVER JOINT TOLL BRIDGE COMMISSION SYSTEM
STATEMENT OF REVENUE AND EXPENSES FOR THE NINE MONTHS ENDED SEPTEMBER 30, 2017

	T-M	NET	I-78	E-P	P-C	DWG	M-M	SDTS	NDTS	ADM	TOTAL 2017	TOTAL 2016
TOLL REVENUE												
Net Toll Revenue	12,893,962	2,335,201	45,826,801	6,987,854	1,854,398	24,429,086	1,226,575	-	-	-	95,553,877	95,328,464
EZPass Fee	228,704	61,466	325,568	142,376	31,058	251,510	31,458	-	-	-	1,072,141	772,675
Net Violation Fee Income	324,942	34,976	749,536	182,427	20,850	341,302	29,093	-	-	-	1,683,076	1,768,574
REVENUE FROM TOLL	\$ 13,447,608	\$ 2,431,593	\$ 46,901,905	\$ 7,312,657	\$ 1,906,307	\$ 25,021,898	\$ 1,287,126	\$ -	\$ -	\$ -	\$ 98,309,094	\$ 97,869,713
OPERATING EXPENSE												
Regular Employee Salaries	1,255,348	842,814	1,748,614	1,257,002	530,715	1,931,481	564,832	1,579,335	1,291,433	4,089,094	15,090,667	14,190,371
Part-Time Employee Wages	41,070	7,319	25,197	65,729	21,223	59,762	27,686	-	-	-	247,986	263,642
Summer Employee Wages	19,789	9,566	6,873	19,633	6,480	-	4,000	-	-	-	66,291	69,830
Overtime Wages	37,418	21,212	64,447	47,153	25,390	107,828	34,231	33,105	19,517	30,203	420,505	257,904
Pension Contributions	359,131	233,264	511,444	356,626	177,575	524,643	175,734	441,731	385,534	1,343,537	4,509,219	3,697,445
FICA Contributions	101,767	66,470	138,864	104,571	43,933	158,730	47,766	121,222	97,949	368,742	1,250,014	1,177,681
Regular Employee Healthcare Benefits	710,559	439,587	982,140	669,000	312,838	998,944	313,816	876,641	752,579	1,533,528	7,589,633	6,098,128
Life Insurance Benefits	12,302	6,389	14,739	11,690	4,082	15,216	4,126	12,727	11,274	39,548	132,094	126,782
Unemployment Compensation Benefits	-	-	-	-	-	-	-	-	-	2,922	2,922	41,424
Utility Expense	89,261	74,787	61,601	62,238	34,773	40,825	47,971	36,172	18,351	-	465,979	480,664
Office Expense	867	379	1,504	2,264	412	757	1,169	-	553	1,461,566	154,060	144,030
Telecommunication Expense	56,865	50,196	73,530	75,741	49,736	58,107	39,772	49,342	74,675	230,819	758,785	408,274
Information Technology Expense	-	-	-	-	-	-	-	-	-	315,164	315,164	287,223
Professional Development/Meetings	692	743	3,779	4,541	766	4,266	2,526	-	22	66,850	84,185	77,402
Vehicle Maintenance Expense and Fuel	50,274	15,308	44,778	28,140	14,011	37,291	20,115	906	502	1,189	212,514	176,348
Operations Maintenance Expense	172,309	75,935	159,431	86,898	11,101	87,028	54,245	34,905	19,802	-	651,654	643,236
ESS Operating Maintenance Expense	-	-	-	-	-	-	-	-	-	871,980	871,980	692,048
Commission Expense	-	-	-	-	-	-	-	-	-	13,233	13,233	14,535
Toll Collection Expense	8,921	3,591	11,951	9,304	6,195	7,521	3,883	-	-	-	51,166	41,167
Uniform Expense	20,492	6,883	2,934	4,304	2,911	4,750	3,501	6,205	3,900	4,041	59,921	74,725
Business Insurance	284,207	196,772	357,569	147,427	107,637	298,871	90,152	350,953	153,208	143,680	2,130,475	2,070,137
Licenses & Inspections Expense	300	986	1,101	776	719	682	178	674	998	-	6,414	5,191
Advertising	-	-	-	-	-	-	-	-	-	6,922	6,922	16,982
Professional Services	-	-	-	-	-	-	-	-	-	988,430	689,069	689,069
State Police Bridge Security	612,637	127,478	711,649	360,156	83,748	561,015	70,134	1,233,113	367,582	-	4,127,512	4,026,263
EZPass Equipment/Maintenance	124,035	99,196	148,695	124,007	74,409	148,818	74,408	-	-	-	793,568	888,356
General Contingency	-	-	-	-	-	-	-	-	-	-	-	500
EZPass Operating Expense	736,602	196,474	1,066,361	456,125	99,972	815,397	100,320	-	-	-	3,471,252	3,979,742
TOTAL OP., MAINT., & ADM	\$ 4,644,847	\$ 2,475,347	\$ 6,137,201	\$ 3,893,314	\$ 1,608,587	\$ 5,861,733	\$ 1,680,566	\$ 4,777,030	\$ 3,197,881	\$ 10,196,037	\$ 44,472,542	\$ 40,639,101
OTHER OPERATING INC/EXP												
Other Operating Income	-	-	618	119	-	-	-	-	-	169,428	170,166	200,081
TOTAL OTHER OP INC	\$ -	\$ -	\$ 618	\$ 119	\$ -	\$ -	\$ -	\$ -	\$ -	\$ 169,428	\$ 170,166	\$ 200,081
NET OPERATING INC	\$8,802,761	\$ (43,754)	\$ 40,765,523	\$3,419,462	\$297,720	\$19,160,165	\$ (393,440)	\$ (4,777,030)	\$ (3,197,881)	\$ (10,026,609)	\$ 54,006,717	\$ 57,430,693
NON-OPERATING REV/EXP												
Interest Revenue	-	-	-	-	-	-	-	-	-	-	3,891,020	1,128,479
Other Non-Operating Revenue	-	-	-	-	-	-	-	-	-	-	-	-
GASB 68 Pension Expense	-	-	-	-	-	-	-	-	-	-	(23,339,713)	(9,753,298)
Interest Expense	-	-	-	-	-	-	-	-	-	-	(72,883,789)	(21,516,161)
Depreciation Expense	-	-	-	-	-	-	-	-	-	-	-	-
OPEB Amort Expense	-	-	-	-	-	-	-	-	-	-	-	-
TOTAL NON-OPERATING REV/EXP	\$ (42,332,481)	\$ (42,332,481)	\$ (42,332,481)	\$ (42,332,481)	\$ (42,332,481)	\$ (42,332,481)	\$ (42,332,481)	\$ (42,332,481)	\$ (42,332,481)	\$ (42,332,481)	\$ (42,332,481)	\$ (42,332,481)
CHANGE IN NET ASSETS	\$ (33,529,720)	\$ (43,754)	\$ 40,765,523	\$3,419,462	\$297,720	\$19,160,165	\$ (393,440)	\$ (4,777,030)	\$ (3,197,881)	\$ (10,026,609)	\$ 54,006,717	\$ 57,430,693

DELAWARE RIVER JOINT TOLL BRIDGE COMMISSION

Meeting of October 30, 2017

ADMINISTRATION

The following Pages reflect the reports on those items assigned to the Administration Department. Each item is reported separately and page numbered accordingly.

DELAWARE RIVER JOINT TOLL BRIDGE COMMISSION

Meeting of OCTOBER 30, 2017

PURCHASING REPORT INDEX

MONTH OF SEPTEMBER 2017

SUBJECT	DESCRIPTION	PAGE NUMBER
Purchasing	Monthly Purchasing Report Covering the Month of September 2017	1-5

DELAWARE RIVER JOINT TOLL BRIDGE COMMISSION

Meeting of October 30, 2017

MONTHLY PURCHASING REPORT

Month of September 2017

This report itemizes all orders for purchases made for the month of September, 2017, showing the divisions chargeable for the expense and the source of authority for issuance of the purchase order. This authority is broken into three categories:

- (1) By authority of the Commission
- (2) By authority of the Executive Director or his designate
- (3) By authority of the Superintendent

The purchasing activities for the month of September, 2017, culminated in the preparation and placement of 62 purchase orders in the total amount of \$499,494.10. To secure competitive prices on items being purchased, 38 price inquiries were sent out for 12 of the requisitions leading to purchase orders, an average of 3.16 per order ($38/12=3.16$).

Procurements of over \$5,000.00 during the period of September 2017 are shown below:

- Five (5) Purchase Orders were let, in the total amount of \$226,703.05, for the roadway salt needs of all Commission locations.
- A Purchase Order was issued, in the total amount of \$38,381.65, for the approved Capital Equipment purchase of a skid steer loader for the Trenton-Morrisville Toll Bridge Facility.
- A Purchase Order was issued, in the total amount of \$26,950.00, at the request of the IT Department, for replication software for the Commission.
- Two (2) Purchase Orders were let, in the total amount of \$26,000.00, for the liquid fuel needs of District I.
- A Purchase Order was issued, in the total amount of \$20,600.000, for the entry doors and window replacements at the New Hope-Lambertville TSB Firehouse.

In addition to the practices employed incidental to purchase of materials, etc., from vendors on a direct basis, the Commission also purchases via direct utilization of the purchasing processes of the State of New Jersey, the Commonwealth of Pennsylvania and other joint purchasing arrangements.

DELAWARE RIVER JOINT TOLL BRIDGE COMMISSION
REPORT OF PURCHASING ACTIVITIES
September 2017

PO Number	Vendor Name	General Description	Req Dept	Contract/Resolution/ Commitment	** BY AUTHORITY OF **		
					Commission	Director	Dist. Supt
20170413	AMERICAN ASPHALT CO INC	COLD PATCH	TM		3,171.15		
20170414	LANCASTER TRUCK BODIES	SALT SPREADER REPAIR	I78		462.90		
20170415	OFFICE BASICS	JANITORIAL SUPPLIES	NHL		309.92		
20170416	BERGEY'S TIRE	TIRES & INSTALLATIONS	EP	PA 4400015996	2,733.85		
20170417	BERGEY'S TIRE	TIRES & INSTALLATIONS	EP	PA 4400015996	1,319.82		
20170418	TYCO INTEGRATED SECURITY	ALARM MONITORING CHARGE	NHL	NTPA 0316913-TIS			126.54
20170419	CDW-G	REPLICATION SOFTWARE	IT	PA COSTARS 6	26,930.00		
20170420	GOVCONNECTION, INC.	BACKUP EXEC SOFTWARE RENEWAL	IT	PA COSTARS 6	3,139.50		
20170421	SHI INTERNATIONAL CORP.	NETWORK SECURITY SCANNER MAINT	IT	PA COSTARS 6	1,806.19		
20170422	SUBURBAN PROPANE	LIQUID FUELS-2017 - GAS	TM	PA 4400011997	12,000.00		
20170423	SUBURBAN PROPANE	LIQUID FUELS - 2017 - GAS	NHL	PA 4400011997	23,000.00		
20170424	SHIPLEY ENERGY	LIQUID FUELS - 2017	TM	PA 4400011997	8,000.00		
20170425	SHIPLEY ENERGY	LIQUID FUELS-2017	NHL	PA 4400011997	18,000.00		
20170426	FYR-FYTER SALES & SERVICE, INC.	ANNUAL EXTINGUISHER INSPECTION	NHL	NJ T-0576	271.08		
20170427	E. J. ACOSTA, INC.	ANNUAL FIRE WINDW/DOOR INSPECT	TM		1,200.00		
20170428	TILLEY FIRE EQUIPMENT INC.	ANNUAL FIRE ALARM INSPECTION	NHL		825.10		
20170429	NEW JERSEY ANALYTICAL LABORATORIES	WATER COMPLIANCE TESTING	NHL				150.00
20170430	NEW JERSEY ANALYTICAL LABORATORIES	WATER COMPLIANCE TESTING	NHL				150.00
20170431	NEW JERSEY ANALYTICAL LABORATORIES	WATER COMPLIANCE TESTING	NHL		250.00		
20170432	MORTON SALT INC.	ROADWAY SALT-T78	I78	NJ T-0213	70,515.00		
20170433	MORTON SALT INC.	ROADWAY SALT- EP	EP	NJ T-0213	27,600.00		

DELAWARE RIVER JOINT TOLL BRIDGE COMMISSION
REPORT OF PURCHASING ACTIVITIES
September 2017

PO Number	Vendor Name	General Description	Req Dept	Contract/Resolution/ Commitment	** BY AUTHORITY OF **		
					Commission	Director	Dist. Supt.
20170434	EARTHBORNE INC.	WHEEL RIM	178			2,841.00	
20170435	SOMERVILLE ALUMINUM CAPITAL RESERVE	NHL FIREHOUSE WINDOWS/DOORS	NHL	FIN 2892-12-15	20,600.00		
20170436	HOME DEPOT CAPITAL RESERVE	SHELTER DOOR REPLACEMENT	EP	FIN 3101-12-16	2,890.27		
20170437	GARDENS OF THE WORLD NURSERY CAPITAL RESERVE	P-C LANDSCAPE PROJECT	PC	FIN 3101-12-16	3,501.54		
20170438	PENNSYLVANIA SUPPLY & MFG CO CAPITAL RESERVE	DII SHELTERS ROOF MATERIALS	EP	FIN 3101-12-16	4,649.92		
20170439	D&S HAULING CAPITAL RESERVE	P-C LANDSCAPE PROJECT	PC	FIN 3101-12-16	2,205.00		
20170440	ELLIOT-LEWIS CORPORATION CAPITAL RESERVE	HVAC REPAIRS	TM	FIN 3101-12-16	985.00		
20170441	ELLIOT-LEWIS CORPORATION CAPITAL RESERVE	HVAC REPAIRS	TM	FIN 3101-12-16	940.00		
20170442	ELLIOT-LEWIS CORPORATION CAPITAL RESERVE	HVAC REPAIRS	TM	FIN 3101-12-16	4,780.00		
20170443	MORTON SALT INC.	ROADWAY SALT-TM	TM	NJ T-0213		20,019.21	
20170444	MORTON SALT INC.	ROADWAY SALT-PC	PC	NJ T-0213		86,570.00	
20170445	RAY'S TRUCK AND AUTO REPAIRS	FORD F250 REPAIR	DWG			1,831.41	
20170446	FYR-FYTER SALES & SERVICE, INC.	ANNUAL EXTINGUISHER INSPECTS	TM	NJ T-0576		430.88	
20170447	FYR-FYTER SALES & SERVICE, INC.	ANNUAL FIRE EXTINGUISHER INSPE	NHL	NJ T-0576		245.07	
20170448	MORTON SALT INC.	ROADWAY SALT-NHL	NHL	NJ T-0213		21,998.84	
20170449	WINGLE SUPPLY COMPANY CAPITAL RESERVE	P-C LANDSCAPE PROJECT	PC	FIN 3101-12-16	1,284.50		
20170450	WINGLE SUPPLY COMPANY CAPITAL RESERVE	M-M LANDSCAPE PROJECT	MM	FIN 3101-12-16	1,284.50		

DELAWARE RIVER JOINT TOLL BRIDGE COMMISSION
REPORT OF PURCHASING ACTIVITIES

September 2017

PO Number	Vendor Name	General Description	Req Dept	Contract/Resolution/ Comment	** BY AUTHORITY OF **		
					Commission	Director	Dist. Supt.
20170451	GARDENS OF THE WORLD NURSERY CAPITAL RESERVE	M-MLANDSCAPE PROJECT	MM	FIN 3101-12-16	5,447.01		
20170452	D&S HAULING CAPITAL RESERVE	M-MLANDSCAPE PROJECT	MM	FIN 3101-12-16	2,205.00		
20170453	SJF MATERIAL HANDLING CAPITAL RESERVE	STORAGE SHELVING PROJECT	PC	FIN 3101-12-16	7,282.72		
20170454	CDW-G	IT TECHNICAL TOOLS	IT	NAT'L IPA 130733		2,019.54	
20170455	BEST LINE EQUIPMENT CAPITAL RESERVE	SKID STEER	TM	PA 4400011414	38,381.65		
20170456	RUMSEY ELECTRIC	STREET LIGHT POLE REPLACEMENT	PC			2,210.00	
20170457	STARR UNIFORM	CLOTHING: TOLL COLLECTOR	EP	PA COSTARS 12		9,116.85	
20170458	RUMSEY ELECTRIC	STREET LIGHT POLE BASE	DWG			430.00	
20170459	FRED BEANS PARTS, INC	AUTOMOTIVE PARTS	TM	PA 4400015878		1,134.20	
20170460	AMERICAN RED CROSS	AMERICAN RED CROSS TRAINING	EP			730.00	
20170461	SCHNEIDER ELECTRIC BUILDING AMERICAS, INC CAPITAL RESERVE	ESS SERVER - HIGH PERFORMANCE	ESS	FIN 2892-12-15	13,250.00		
20170462	SCHNEIDER ELECTRIC BUILDING AMERICAS, INC CAPITAL RESERVE	I-78 BANKING RM SECURITY	ESS	FIN 2892-12-15	16,325.00		
20170463	CONTROLTEK	TOLL COLLECTION SUPPLIES	DWG			1,266.19	
20170464	COSKEY'S ELECTRONIC SYSTEMS CAPITAL RESERVE	NOTIFICATION SYSTEM EXTENSION	I78	FIN 3101-12-16		2,750.00	
20170465	MOTOROLA INC. CAPITAL RESERVE	SINGLE RADIO CHARGERS (25)	ESS	NJT-0109	3,000.00		
20170466	AMERICAN ASPHALT CO INC	COLD PATCH ASPHALT	TM			1,360.80	
20170467	TILLEY FIRE EQUIPMENT INC.	ANNUAL FIRE ALARM INSPECTION	TM			1,600.00	

DELAWARE RIVER JOINT TOLL BRIDGE COMMISSION
REPORT OF PURCHASING ACTIVITIES
September 2017

PO Number	Vendor Name	General Description	Req Dept	Contract/Resolution/ Comment	** BY AUTHORITY OF **		
					Commission	Director	Dist. Supt
20170468	MEIER SUPPLY CO CAPITAL RESERVE	AIR CONDITIONER UPGRADE	EP	FTN 3101-12-16	6,932.18		
20170469	ALLSTATE SEPTIC SYSTEMS	SEPTIC PUMP OUT	I78			240.00	
20170470	CUMMINS-ALLISON CORPORATION	JERTSORT REPAIR	EP			230.00	
20170471	OTIS ELEVATOR COMPANY	ELEVATOR PHONE INSTALLATION	I78			1,850.00	
20170472	PAPER MART INCORPORATED	COPIER TABS	NHL			696.50	
20170473	FRED BEANS PARTS, INC	AUTOMOTIVE PARTS & ACCESSORIES	EP	PA 4400015878		1,220.63	
20170474	FRED BEANS PARTS, INC	AUTOMOTIVE PARTS & ACCESSORIES	EP	PA 4400015878		777.64	
Purchase Order Count: 62					AUTHORITY TOTALS:		
					\$135,944.29	\$363,123.27	\$426.54
					GRAND TOTAL:		
					\$499,494.10		

Delaware River Joint Toll Bridge Commission
Meeting of October 30, 2017

E-Z PASS REPORT
CUSTOMER SERVICE CENTER/VIOLATIONS PROCESSING CENTER
OPERATIONS (CSC/VPC) REPORT FOR THE E-ZPASS SYSTEM
SEPTEMBER 2017

SUBJECT	DESCRIPTION	PAGE NUMBER
E-ZPass CSC/VPC Operations Report	E-ZPass CSC/VPC Operations Report September	1-3

Delaware River Joint Toll Bridge Commission
Meeting of October 30, 2017

**E-Z PASS REPORT
CUSTOMER SERVICE CENTER/VIOLATIONS PROCESSING CENTER
OPERATIONS (CSC/VPC) REPORT FOR THE E-ZPASS SYSTEM
SEPTEMBER 2017**

E-ZPass Account and Transponder Information as reported by Conduent State and Local
Solutions, Inc. (CSC/VPC Provider)

Total Number of Migrated DRJTBC and NJ CSC E-ZPass Accounts

Migrated Business Accounts	Migrated Private Accounts	Total Number of Migrated Accounts	Total Number of NJ CSC Active Accounts
1,654	77,339	78,993	2,846,154

Total Number of Migrated DRJTBC (029) Transponders and NJ CSC E-ZPass Transponders

Migrated Business Account Transponders	Migrated Private Account Transponders	Total Number of Migrated Transponders	Total Number of NJ CSC Active Transponders
9,228	131,323	140,551	5,096,113

The Commission will be able to identify 78,993 migrated accounts through a prefix account number (60000). This number will precede the 4-digit account assigned to these accounts. The prefix number was provided in order for the Commission to identify all migrated E-ZPass accounts.

Delaware River Joint Toll Bridge Commission
Meeting of October 30, 2017

E-Z PASS REPORT
CUSTOMER SERVICE CENTER/VIOLATIONS PROCESSING CENTER (CSC/VPC)
OPERATIONS REPORT FOR THE E-ZPASS SYSTEM
SEPTEMBER 2017

E-ZPass Department Call Activity	Total Calls for September
<i>CSC/VPC Inquiries</i>	
Account Modification Requests	207
Violation Notification Inquires	124
Cash Lane Violation Inquiries	0
<i>General Commission Inquiries</i>	
Calls referred to Other Departments (H.R., Eng., ESS)	21
<i>Web-Inquiries</i>	
Account Updates	8
Violations	2
Disputes	4
TOTAL NUMBER OF CALLS	366

E-ZPass account modification requests and violation inquiries represent an increase in calls for September.

Delaware River Joint Toll Bridge Commission
Meeting of October 30, 2017

**E-Z PASS REPORT
CUSTOMER SERVICE CENTER/VIOLATIONS PROCESSING CENTER (CSC/VPC)
OPERATIONS REPORT FOR THE E-ZPASS SYSTEM
SEPTEMBER 2017**

CSC/VPC Pre-Migration Collection Accounts:

As a result of pre-migration collection efforts from January 2015 through September 2017, Professional Account Management (PAM) a Duncan Solutions Company reports \$164,374.20 collected in outstanding tolls and fees.

Professional Account Management (PAM) a Duncan Solutions Company provide the Commission with monthly payment status updates. Collection activity will continue to be monitored by the E-ZPass Department.

New Jersey Customer Service Center (CSC) Project Update:

Go-live date is scheduled for October 16, 2017.

Violation Camera Monitoring:

The E-ZPass Department in tandem with TransCore's Field Service Technicians (FSTs) monitor vehicle license plate images in Districts I, II and III through the Commission's Violation Enforcement System (VES).

IAG, New Jersey Turnpike Authority (NJTA) and Electronic Toll Collection System (ETC) Meetings and Workshops

Continue to represent the Commission at the following committees, meetings and workshops:

1. IAG Reciprocity Committee
2. IAG Public Relations & Marketing Committee
3. IAG Legal Committee
4. IAG Rental/Fleet Car Subgroup Committee
5. New Jersey Turnpike Authority Project Status Meetings
6. New Jersey Customer Service Center Implementation Requirements Meetings
7. Electronic Toll Collection System Replacement Meetings

DELAWARE RIVER JOINT TOLL BRIDGE COMMISSION
Meeting of October 30, 2017

ELECTRONIC TOLL COLLECTION PROGRAM

MONTH OF SEPTEMBER 2017

SUBJECT	DESCRIPTION	PAGE NUMBER
ETC PROGRAM	Electronic Toll Collection Program Report	1

DELAWARE RIVER JOINT TOLL BRIDGE COMMISSION
Meeting of October 30, 2017

ELECTRONIC TOLL COLLECTION PROGRAM
MONTH OF SEPTEMBER 2017

The following items were recently initiated, accomplished or performed during the above noted month:

Activities for the In-Lane Toll System

1. Revisions to the Disaster Recovery Plan and the Maintenance Plan to address review comments is on-going.
2. TransCore is addressing punch list items, final project documentation and as-built drawings. Project Provisional Acceptance was issued on August 16, 2017 and the project is transitioning into the maintenance phase.

Activities for the E-ZPass Customer Service Center/Violation Processing Center

1. The design of the new NJ Customer Service Center (CSC) is on-going. The New Jersey Turnpike Authority (NJTA), as the lead agency, is facilitating all meetings with the other agencies and Xerox. The CSC is expected to go live in October 2017.

General Electronic Toll Collection Program Activities

1. Mr. Stracciolini participated in the IAG E-ZPass Executive Management Committee meeting and Policy Committee meetings.
2. Mr. Stracciolini served on the Non-toll Opportunities subgroup for the IAG. This subgroup is preparing a policy and procedure document that provides a method for the IAG to follow for non-toll opportunities, such as use of the E-ZPass transponder system at parking garages or drive-thru services.

Delaware River Joint Toll Bridge Commission
Meeting of October 30, 2017

CONTRACT COMPLIANCE REPORT INDEX

Month of September 2017

SUBJECT	DESCRIPTION	PAGE NUMBER
Contract Compliance Program Operations Report	Operations Report September 2017	1-26

Delaware River Joint Toll Bridge Commission
Meeting of October 30, 2017

IBE PROGRAM OVERVIEW

The Delaware River Joint Toll Bridge Commission (Commission) established an IBE Program (MBE/WBE/SBE/DBE/DsBE/VBE) with a target of 25% for all Professional Services and Construction contracts awarded by the Commission effective July 1, 2014. To date, the Commission has awarded forty-two (42) contracts, with the IBE Program requirements.

Elation Systems

The Commission began using Elation Systems effective January 2017, as the online system for Payment Verification and Certified Payroll Reporting (CPR). All contracts awarded by the Commission to a Prime Consultant/Prime Contractor and their Subconsultants and Subcontractors use this service free of charge. Online training is available to users on how to use Elation Systems. The Contract Compliance Department and Elation Support Staff are available to assist all users. This is a mandatory requirement.

The Contract Compliance Department monitors and posts payment data and reviews all Certified Payrolls submitted into Elation Systems.

Prime responsibility includes:

- i. Register and Activate an account in Elation Systems
- ii. Require all Subcontractors to register and activate an Account in Elation Systems
- iii. To post payments to their Subconsultants and Subcontractors in Elation

Payment Verification:

The Commission requires all Prime Consultants / Prime Contractors and Subconsultants and Subcontractors to use the online Payment Verification System called Elation Systems to confirm payments received.

Certified Payroll Reporting:

The Prime Contractor is responsible to assign someone from their staff with the responsibility to review, approve, and upload their CPR(s) on a weekly basis into Elation Systems.

The Prime Contractor is also responsible for ensuring that all Subcontractors on the Project submit their weekly CPR into Elation Systems.

**Delaware River Joint Toll Bridge Commission
Meeting of October 30, 2017**

IDENTIFIED BUSINESS ENTERPRISES (IBE) PROGRAM OVERVIEW

The Delaware River Joint Toll Bridge Commission established an IBE Program (MBE/WBE/SBE/DBE/DsBE/VBE) with a Target of 25% for all Construction and Professional Services contracts awarded by the Commission effective July 1, 2014. To date, the Commission has awarded forty-two (42) contracts, with the IBE program requirements.

PROGRAM UPDATES

Contract Compliance Department (CCD):

The CCD ensures that all Elation System users (Primes and their Subcontractors and Subconsultants) register and activate an account in the Commission's Elation System for tracking Certified Payrolls and Payment Verification. The CCD works with Prime Contractors and Consultants and their Subcontractors and Subconsultants to become familiar with the Elation Systems and are able to successfully enter all required tracking information.

Professional Services & Construction Contracts (Payment Verification):

The CCD has confirmed and updated all Professional Services and Construction Contract information and payments in the Elation System. The CCD Director continues to monitor all Prime Contractor payments made to its IBE Subcontractors and Subconsultants in the Elation System. Currently, the CCD Director is posting payments and monitoring a combined total of forty-two (42) Prime Consultant *and* Construction Contracts and all their Subconsultants and Subcontractors for payments towards meeting or exceeding the Commission's 25% IBE Target .

Construction Contracts (Workforce Utilization):

The Contract Compliance Department (CCD) is working vigorously to monitor all Certified Payroll reporting for Construction Contracts in the Elation System. Currently, the CCD Manager is monitoring ten (10) construction projects and (133 IBE Subcontractors) and has begun the groundwork for the recently awarded Scudder Falls Bridge Project.

**Delaware River Joint Toll Bridge Commission
Meeting of October 30, 2017**

MEETINGS

Professional Services

Pre-Proposal Meeting(s): None

Oral Presentation(s):

- Contract CM-707A – CMS for the Commission Administration Building at SFB

Kick-Off Meeting(s): None

Construction Contracts

Pre-Bid Meeting(s): None

Bid Opening(s): None

Pre-Construction Meeting(s):

- Contract T-645A - Buildings & Facilities Energy Conservation Measures Electrical / Lighting
- Contract T-645B - Buildings & Facilities Energy Conservation Measures Mechanical Controls

Kick-Off Meeting(s): None

Bi-Weekly Progress Meeting(s):

- Contract T-508A - I78 Maintenance Garage Expansion
- Contract T-644A - Bridges & Approach Slabs Rehabilitation
- Contract T-645A - Buildings & Facilities Energy Conservation Measures Electrical / Lighting
- Contract T-645B - Buildings & Facilities Energy Conservation Measures Mechanics / Controls
- Contract T-668A - Scudder Falls Bridge Replacement Project
- Contract TS-687A - Lower Trenton TSB - Replacement of Sign Lighting Elements

Conference(s) / Seminar(s) / Event(s) / Other Meetings

- DRJTBC - Monthly Departmental (CAO) Staff Meeting
- DRJTBC – Monthly Commissioner’s Committee Meeting
- DRJTBC – Monthly Commissioner’s Meeting
- DRJTBC - Monthly Contract Compliance Meeting
- Meeting with Attorney Shelly Smith
- WTS - Monthly Board Meeting
- HCCLV- Monthly Board Meeting
- Lehigh Valley Planning Commission Monthly Meeting
- SHCCNJ - Annual Convention and Business Expo
- AACCNJ – 10th Anniversary Awards Luncheon and Annual Business Leadership Conference

Summary of Payments for Active Professional Services and Construction Contracts

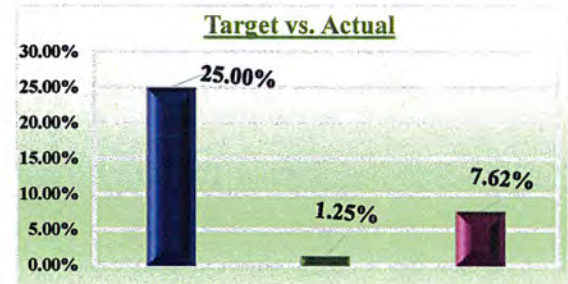
Professional Services and Construction Contracts

Number of Contracts	30
Total Contracts Value	\$ 537,045,900.15
Total Payments	\$ 63,552,826.07
Total Payments For Credit	\$ 11,053,585.43
Target	25.00%
Actual Contracts Value %	2.06%



Professional Services Contracts

Number of Contracts	20
Total Contracts Value	\$ 537,045,900.15
Contracts Value	\$ 87,721,256.54
Total Payments	\$ 29,526,169.14
Total Payments For Credit	\$ 6,686,284.20
Target	25.00%
Actual Total Contracts Value %	1.25%
Actual Contracts Value %	7.62%



Construction Contracts

Number of Contracts	10
Total Contracts Value	\$ 537,045,900.15
Contracts Value	\$ 449,324,643.61
Total Payments	\$ 34,026,656.93
Total Payments For Credit	\$ 4,370,301.23
Target	25.00%
Actual Total Contracts Value %	0.81%
Actual Contracts Value %	0.97%



Summary of Payments for Completed Professional Services and Construction Contracts

Professional Services and Construction Contracts

Number of Contracts	12
Total Contract Value	\$ 26,744,171.02
Total Payments	\$ 26,285,714.56
Total Payments For Credit	\$ 9,735,334.31
Target	25.00%
Actual	36.40%



Professional Services Contracts

Number of Contracts	3
Total Contract Value	\$ 1,231,955.04
Total Payments	\$ 1,165,488.53
Total Payments For Credit	\$ 299,368.15
Target	25.00%
Actual	24.30%



Construction Contracts

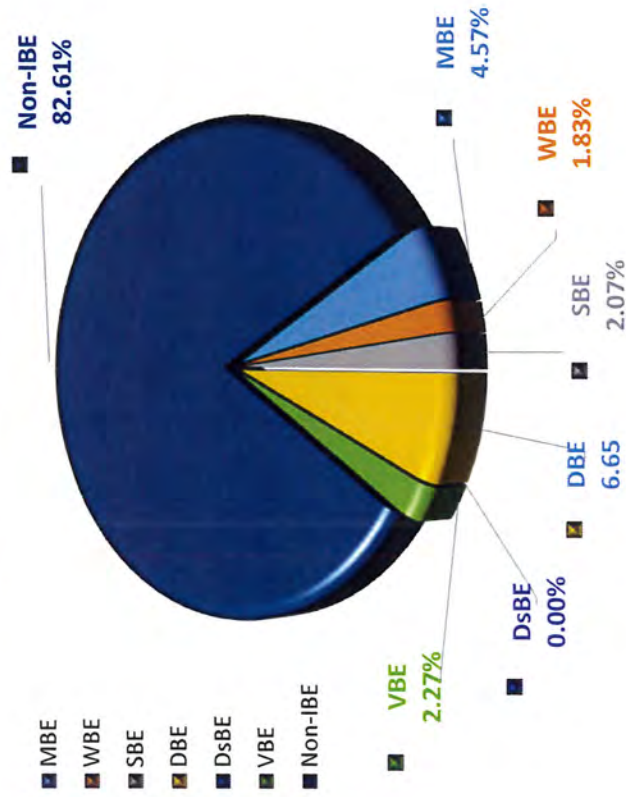
Number of Contracts	9
Total Contract Value	\$ 25,512,215.98
Total Payments	\$ 25,120,226.03
Total Payments For Credit	\$ 9,435,966.16
Target	25.00%
Actual	36.99%



DISTRIBUTION OF PAYMENTS BY IBE CERTIFICATION

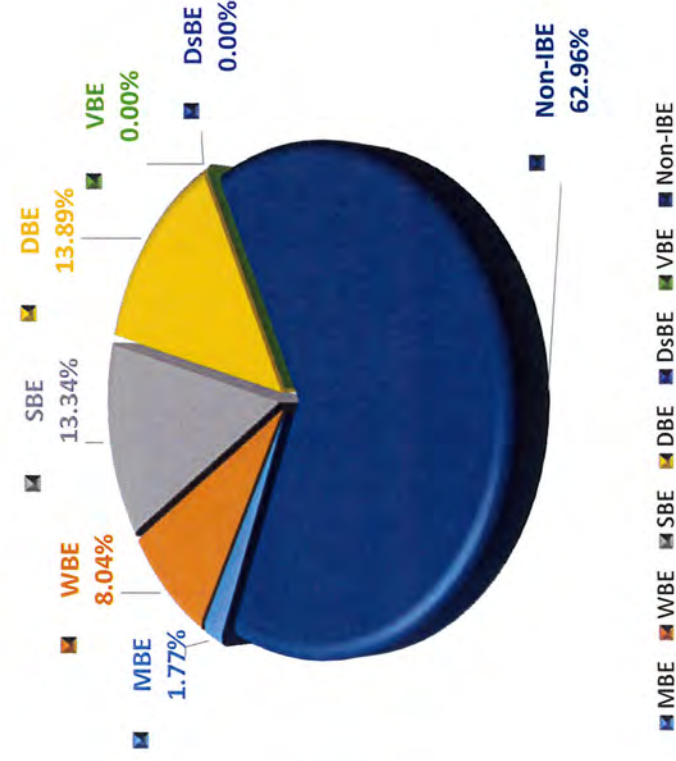
ACTIVE CONTRACTS

IBE Target 25% – Current IBE Actual 17.39%



CLOSED CONTRACTS

IBE Target 25% – Current IBE Actual 37.04%



Reporting period 07/01/2014 to 09/30/2017.

IBE Actual Final Rankings

The Commission applauds those Contractors and Consultants who successfully met *and/or* exceeded the 25% IBE Target.

GOLD STATUS

Sparwick Contracting (IBE) / 100%

Mount Construction (IBE) / 100%

MERCO (IBE) / 100%

Pennoni Associates, Inc. / 49.93%

Jacobs Engineering Group, Inc. / 30.29%

West Side Hammer / 30.61%

Inter-County Paving / 29.73%

A.P. Construction / 26.42%



SILVER STATUS

DID NOT MEET THE TARGET

Ammann & Whitney / 20.66%

TRC Engineers / 16.29%

Road-Con / 11.98%

The above represents all contracts completed up to 09/30/2017.

Active Professional Services Contracts Payment Detail Report

Active Professional Services Contracts Summary									
		Contracts Value	Total Payments to Date	IBE Target	IBE Actual				
		\$ 87,721,256.54	\$ 6,686,284.20	25.00%	7.62%				
Description	Contract No.	Vendor	Contract Value	Total Payments to Date	IBE Target	IBE Actual	IBE Type	Start Date	End Date
Scudder Falls Bridge Replacement Project - Final Design Services	C-660A	Michael Baker Int'l, Inc.	\$ 25,020,900.74	\$ 23,474,345.35	25.00%	21.76%	WBE	02/23/2015	12/31/2021
		Amy S. Greene Environmental Consultants, Inc.	\$ 225,188.11	\$ 124,008.40	00.90%	0.50%	WBE		
		French & Parrello Associates	\$ 1,551,295.85	\$ 1,390,595.08	06.20%	5.56%	WBE		
		IH Engineers, P.C.	\$ 2,527,110.97	\$ 2,405,899.01	10.10%	9.62%	MBE		
		Naik Consulting Group, P.C.	\$ 1,476,233.14	\$ 1,446,192.45	05.90%	5.78%	DBE		
Scudder Falls Bridge Replacement Project - Public Involvement Service	C-662A	Stokes Creative Group, Inc.	\$ 475,397.11	\$ 77,178.33	01.90%	0.31%	WBE		
		McCormick & Taylor, Inc.	\$ 1,800,016.87	\$ 669,369.26	25.00%	5.62%	DBE	09/28/2015	12/30/2021
		Information Logistics, Inc.	\$ 180,001.69	\$ 2,435.00	10.00%	0.14%	DBE		
Scudder Falls Bridge Replacement Project - Engineering Services for Administration Building	C-707A	Stokes Creative Group, Inc.	\$ 630,005.90	\$ 98,748.33	35.00%	5.49%	DBE		
		USA Architects (IBE)	\$ 1,376,451.71	\$ 354,487.04	40.00%	33.72%	SBE	02/27/2017	02/27/2019
		ACT Engineers, Inc.	\$ 137,645.17	\$ 7,121.55	10.00%	0.52%	SBE		
		Ellana, Inc.	\$ 55,058.07	\$ 13,878.88	04.00%	1.01%	WBE		
Scudder Falls Bridge Replacement Project - Engineering Services for PA Noise Walls Construction	CI-665A	French & Parrello Associates	\$ 550,000.00	\$ 55,075.29	40.00%	4.00%	WBE		
		IEI Group, Ltd.	\$ 82,587.10	\$ 33,560.61	06.00%	2.44%	WBE		
		Jacobs Engineering Group, Inc.	\$ 626,965.40	\$ 607,590.42	25.00%	7.14%	MBE	05/23/2016	06/02/2017
Scudder Falls Bridge Replacement Project - Construction Inspection Services for PA Approach	CI-671A	IH Engineers, P.C.	\$ 90,283.02	\$ 44,766.05	14.40%	7.14%	DBE		
		RIG Consulting, Inc.	\$ 68,088.44	\$ -	10.86%	0.00%	DBE		
Scudder Falls Bridge Replacement Project - Construction Inspection Services for PA Approach	CI-671A	TRC Engineers, Inc.	\$ 6,515,220.03	\$ 12,686.02	25.00%	0.00%	DBE	02/27/2017	08/31/2021
		RIG Consulting, Inc.	\$ 2,331,797.25	\$ -	35.79%	0.00%	DBE		
Scudder Falls Bridge Replacement Project - Engineering Services for Main River Bridge Replacement	CI-672A	Parsons Brinckerhoff	\$ 7,776,718.32	\$ 30,946.02	25.00%	0.00%	MBE	02/27/2017	12/31/2021
		KS Engineers, P.C.	\$ 2,886,717.84	\$ -	37.12%	0.00%	MBE		

Reporting period 07/01/2014 to 09/30/2017.

Active Professional Services Contracts Payment Detail Report

Active Professional Services Contracts Summary									
	Contract Number	Contract Name	Contract Value	Total Payments to Date	IBE				Contract End Date
					Target	Actual			
Scudder Falls Bridge Replacement Project - Construction Inspection Services for NJ Approach	CI-673A	Gannett Fleming, Inc.	\$ 6,568,103.32	\$ 181,948.68	25.00%	0.00%			02/27/2017 08/31/2021
		Churchill Consulting Engineers	\$ 2,331,676.68	\$ -	35.50%	0.00%	SBE		
Scudder Falls Bridge Replacement Project - PA Noise Walls Construction Management Services	CM-664A	Greenman-Pedersen, Inc.	\$ 912,693.42	\$ 803,012.39	25.00%	18.18%			02/29/2016 03/30/2017
		Envision Consultants, Ltd.	\$ 47,460.06	\$ 45,881.50	05.20%	5.03%	WBE		
		Keegan Technology & Testing Associates, Inc. A/K/A Key-Tech	\$ 33,769.66	\$ 36,494.33	03.70%	4.00%	SBE		
		Naik Consulting Group, P.C.	\$ 167,022.90	\$ 76,622.13	18.30%	8.40%	DBE		
		Safegate Associates, LLC	\$ 23,730.03	\$ 6,960.00	02.60%	0.76%	SBE		
Scudder Falls Bridge Replacement Project - Construction Management Services	CM-669A	Hill International, Inc.	\$ 25,015,066.98	\$ 693,545.45	25.00%	0.00%			02/09/2017 01/28/2022
		Envision Consultants, Ltd.	\$ 1,373,327.18	\$ -	05.49%	0.00%	WBE		
		KS Engineers, P.C.	\$ 3,434,568.70	\$ -	13.73%	0.00%	MBE		
		PKB Engineering Associates	\$ 1,183,212.67	\$ -	04.73%	0.00%	MBE		
		Safegate Associates, LLC	\$ 525,316.41	\$ -	02.10%	0.00%	SBE		
I-78 Maintenance Garage Expansion	C-508A	Burns Engineering, Inc.	\$ 686,117.37	\$ 644,371.39	25.00%	42.92%			07/27/2015 09/30/2017
		American Engineers Group, LLC	\$ 24,014.11	\$ 23,012.21	03.50%	3.35%	MBE		
		Mallick & Scherer	\$ 109,778.78	\$ 108,810.88	16.00%	15.86%	DBE		
		Sowinski Sullivan Architects, P.C.	\$ 171,529.34	\$ 162,630.69	25.00%	23.70%	WBE		
I-78 Bridges & Approach Slab Rehabilitation	C-644A	Gannett Fleming, Inc.	\$ 651,157.49	\$ 368,213.61	25.00%	3.00%			02/29/2016 11/30/2017
		Mallick & Scherer	\$ 65,115.75	\$ 7,175.01	10.00%	1.10%	DBE		
		SJH Engineering, P.C.	\$ 97,673.62	\$ 12,390.84	15.00%	1.90%	DBE		
TOA / Building Construction Management Services - PA Assignment Level 3 Toll Bridge Facilities Energy Contract	C-657A	Joseph Jingoli & Son, Inc.	\$ 300,000.00	\$ 245,884.45	25.00%	4.46%			10/27/2014 10/26/2016
		Burris Contracting, LLC	\$ 75,000.00	\$ 13,380.00	25.00%	4.46%	MBE		

Reporting period 07/01/2014 to 09/30/2017.

Active Professional Services Contracts Payment Detail Report

Active Professional Services Contracts Summary									
General Engineering Services		Contracts Value	Total Payments to Date	IBE Target	IBE Actual				
2015-2018 Annual Inspections	C-684A-1	Cherry, Weber & Assoc's., P.C.	\$ 840,000.00	\$ 659,749.34	25.00%	15.22%	02/23/2015	12/31/2018	
		SJH Engineering, P.C.	\$ 210,000.00	\$ 127,888.25	25.00%	15.22%	MBE		
TOA / Engineering Services - PA Assignment	C-696A	Johnson, Mirmiran and Thompson, Inc.	\$ 500,000.00	\$ 17,122.14	25.00%	0.00%	10/26/2015	10/26/2017	
		ACT Engineers, Inc.	\$ 25,000.00	\$ -	05.00%	0.00%	WBE		
		American Geotechnical & Environmental Services (AGES)	\$ 25,000.00	\$ -	05.00%	0.00%	DBE		
		Barry Issett & Assoc's.	\$ 25,000.00	\$ -	05.00%	0.00%	DBE		
		Envision Consultants, Ltd.	\$ 25,000.00	\$ -	05.00%	0.00%	WBE		
		SJH Engineering, P.C.	\$ 25,000.00	\$ -	05.00%	0.00%	DBE		
		Traffic Planning and Design, Inc.	\$ 25,000.00	\$ -	05.00%	0.00%	SBE		
TOA / Engineering Services for Electronic Toll Collection System	C-701A	Rummel, Klepper and Kahl, LLP	\$ 500,000.00	\$ 139,045.86	25.00%	8.51%	06/07/2016	06/07/2018	
		Fagan Consulting, LLC	\$ 50,000.00	\$ -	10.00%	0.00%	DBE		
		KS Engineers, P.C.	\$ 35,000.00	\$ -	07.00%	0.00%	MBE		
		Navarro & Wright Consulting Engineers, Inc.	\$ 25,000.00	\$ 42,270.74	05.00%	8.45%	DBE		
		Spock Solutions, Inc.	\$ 40,000.00	\$ 300.00	08.00%	0.06%	WBE		
Structural / Civil Task Order Agreement	C-702B	IH Engineers, P.C. (IBE)	\$ 1,000,000.00	\$ 124,757.39	100.00%	12.48%	10/31/2016	10/31/2018	
		Amy S. Greene Environmental Consultants, Inc.	\$ 50,000.00	\$ -	05.00%	0.00%	WBE		
		Brinkerhoff Environmental Services, Inc.	\$ -	\$ -	00.00%	0.00%	WBE		
TOA / Construction Management Services - PA Assignment	C-703A	Urban Engineers, Inc.	\$ 5,000,000.00	\$ -	25.00%	0.00%	12/19/2016	12/19/2018	
		Malick & Scherer	\$ 625,000.00	\$ -	12.50%	0.00%	MBE		
		RIG Consulting, Inc.	\$ 625,000.00	\$ -	12.50%	0.00%	DBE		
TOA / Engineering Services - NJ Assignment	C-696B	French & Parrello Associates	\$ 500,000.00	\$ 136,327.86	25.00%	8.10%	07/18/2016	07/31/2018	
		Area Engineering, Inc.	\$ 25,000.00	\$ -	05.00%	0.00%	DBE		
		Ellana, Inc.	\$ 25,000.00	\$ -	05.00%	0.00%	DBE		
		McCabe Environmental	\$ 25,000.00	\$ -	05.00%	0.00%	SBE		
		USA Architects	\$ 75,000.00	\$ 40,502.02	15.00%	8.10%	SBE		

Reporting period 07/01/2014 to 09/30/2017.

Active Professional Services Contracts Payment Detail Report

Active Professional Services Contracts Summary		Contracts Value	Total Payments to Date	IBE Target	IBE Actual	
I-78 Maintenance Garage Expansion Engineering Services for Construction Management	CM-508A STV, Inc.	\$ 586,402.81	\$ 393,712.49	25.00%	11.88%	02/29/2016 09/30/2017
	Envision Consultants, Ltd.	\$ 36,943.38	\$ 33,957.55	06.30%	5.79%	SBE
	HRV Conformance Verification Associates, Inc.	\$ 19,937.70	\$ 12,104.70	03.40%	2.06%	DBE
	IH Engineers, P.C.	\$ 102,913.69	\$ 23,604.17	17.55%	4.03%	MBE
I-78 Bridges and Approach Slabs Rehabilitation Construction Management / Inspection Services	CM-644A Greenman-Pedersen, Inc.	\$ 1,545,442.08	\$ -	25.00%	0.00%	04/24/2017 01/15/2019
	Advanced Infrastructure Design, Inc.	\$ 19,008.94	\$ -	1.23%	0.00%	DBE
	Envision Consultants, Ltd.	\$ 90,408.36	\$ -	5.85%	0.00%	WBE
	JCMS, Inc.	\$ 345,869.94	\$ -	22.38%	0.00%	DBE

Active Construction Contracts Payment Detail Report

Active Professional Services Contracts Summary												
Description	Contract No.	Vendor	Contract Value	Total Payments to Date	IBE Target	IBE Actual	IBE Type	Start Date	End Date			
			\$ 449,324,643.61	\$ 4,370,301.23	25.00%	0.97%		02/01/2017	08/31/2017			
Scudder Falls Bridge Replacement Project - Pennsylvania Side	T-668A-1	Trumbull Corporation	\$ 100,000,000.00	\$ -	25.00%	3.78%						
		3 Rivers Pipe Profiling	\$ 109,665.00	\$ -	0.11%	0.00%						
		Aaron Enterprises, Inc.	\$ 2,350,750.00	\$ -	2.35%	0.00%						
		ABC Construction Co., Inc.	\$ 644,620.50	\$ 1,103,780.00	0.64%	1.10%	DBE					
		Alliance Landscaping, Inc.	\$ 102,800.00	\$ 49,311.50	0.10%	0.05%	WBE					
		Armour & Sons Electric, Inc.	\$ 636,739.50	\$ -	0.64%	0.00%						
		Aspen Landscaping Contracting, Inc.	\$ 3,129,213.00	\$ -	3.13%	0.00%	SBE					
		Avalotis Corporation	\$ 1,135,957.00	\$ -	1.14%	0.00%						
		Bay Crane of New Jersey	\$ 54,841.00	\$ -	0.05%	0.00%						
		Bridge-It Fabricators, Inc.	\$ 1,596,794.64	\$ -	1.60%	0.00%	DBE					
		Bucks Concrete Services	\$ 100.00	\$ -	0.00%	0.00%						
		Bustleton Services, Inc.	\$ 100.00	\$ -	0.00%	0.00%						
		Chesco Coring & Cutting, Inc.	\$ 419,669.75	\$ 4,650.40	0.42%	0.00%						
		Delta Line Construction Co.	\$ 15,995,106.80	\$ 187,105.00	16.00%	0.19%	WBE					
		Diamond Huntbach Construction Corp.	\$ 62,610.00	\$ -	0.06%	0.00%						
		Filly Oil, Inc.	\$ 42,097.37	\$ 84,425.75	0.04%	0.08%	WBE					
		Garden State Highway Products	\$ 786,450.00	\$ -	0.79%	0.00%	WBE					
		Haines & Kibblehouse, Inc.	\$ 15,208,159.05	\$ 290,817.15	15.21%	0.29%						
		JMD Building Products, LLC	\$ 116,844.00	\$ 17,120.00	0.12%	0.02%	WBE					
		LB Construction Enterprises, Inc.	\$ 2,958,036.23	\$ 815,694.51	2.96%	0.82%	MBE					
		M.L. Ruberton Construction Co., Inc.	\$ 7,402,644.00	\$ 116,560.40	7.40%	0.12%	WBE					
		Madura Steel Sales, Inc.	\$ 100.00	\$ 150,465.16	0.00%	0.15%	DBE					
		Maxim Crane Works, LP	\$ 78,775.00	\$ -	0.08%	0.00%						
		McCrossin Foundations, LLC	\$ 7,914,745.00	\$ -	7.91%	0.00%						
		North Suburban Tree Service, Inc.	\$ 307,727.00	\$ 24,401.60	0.31%	0.02%	DBE					
		Pavilion Drainage Supply Co., Inc.	\$ 30,653.25	\$ -	0.03%	0.00%	DBE					
		Pennsylvania Drilling Company	\$ 10,000.00	\$ -	0.01%	0.00%						
		Plum Contracting, Inc.	\$ 924,272.00	\$ -	0.92%	0.00%						
		Reilly Sweeping, Inc.	\$ 100.00	\$ -	0.00%	0.00%						
		Shaka	\$ 3,500.00	\$ 3,500.00	0.00%	0.00%	DBE					
		Stavola Contracting Company	\$ 8,835,176.75	\$ -	8.84%	0.00%						
		Structural Services, Inc.	\$ 2,569,996.50	\$ -	2.57%	0.00%	SBE					
		Timber Industries, LLC	\$ 701,587.00	\$ 420,083.20	0.70%	0.42%						
		VideoTek Construction, LLC	\$ 100.00	\$ -	0.00%	0.00%	DBE					
		W.R. Burnett, Inc.	\$ 100.00	\$ 115,721.25	0.00%	0.12%	MBE					
		Work Zone Contractors, LLC	\$ 519,225.00	\$ 367,499.49	0.52%	0.37%	DBE					
		Zone Stripping, Inc.	\$ 1,183,583.77	\$ 29,441.78	1.18%	0.03%	SBE					
Scudder Falls Bridge Replacement Project - New Jersey Side	T-668A-2	Trumbull Corporation	\$ 296,000,000.00	\$ 16,713,604.19	25.00%	0.23%		02/27/2017	09/30/2021			
		3 Rivers Pipe Profiling	\$ 109,665.00	\$ -	0.04%	0.00%						
		Aaron Enterprises, Inc.	\$ 2,350,750.00	\$ -	0.79%	0.00%						
		ABC Construction Co., Inc.	\$ 340,126.00	\$ 340,126.00	0.11%	0.11%	DBE					

Reporting period 07/01/2014 to 09/30/2017.

Active Construction Contracts Payment Detail Report

Active Professional Services Contracts Summary									
Contract Value		Total Payments to Date	IBE Target	IBE Actual					
\$ 449,324,643.61		\$ 4,370,301.23	25.00%	0.97%					
Description	Contract No.	Vendor	Contract Value	Total Payments to Date	IBE Target	IBE Actual	IBE Type	Start Date	End Date
		Alliance Landscaping, Inc.	\$ 102,800.00	\$ -	0.03%	0.00%	WBE		
		Armour & Sons Electric, Inc.	\$ 636,739.50	\$ -	0.22%	0.00%			
		Aspen Landscaping Contracting, Inc.	\$ 3,129,213.00	\$ -	1.06%	0.00%	SBE		
		Avalotis Corporation	\$ 1,135,957.00	\$ -	0.38%	0.00%			
		Bay Crane of New Jersey	\$ 54,841.04	\$ -	0.02%	0.00%			
		Bridge-it Fabricators, Inc.	\$ 1,596,794.64	\$ -	0.54%	0.00%	DBE		
		Bucks Concrete Services	\$ 100.00	\$ -	0.00%	0.00%			
		Chesco Coring & Cutting, Inc.	\$ 419,669.75	\$ -	0.14%	0.00%			
		Delta Line Construction Co.	\$ 15,995,106.80	\$ -	5.40%	0.00%	WBE		
		Diamond Huntbach Construction Corp.	\$ 62,610.00	\$ -	0.02%	0.00%			
		Filly Oil, Inc.	\$ 100.00	\$ -	0.00%	0.00%	WBE		
		Haines & Kibblehouse, Inc.	\$ 15,208,159.05	\$ -	5.14%	0.00%			
		JMD Building Products, LLC	\$ 116,844.00	\$ -	0.04%	0.00%	WBE		
		LB Construction Enterprises, Inc.	\$ 2,958,036.23	\$ 350,000.00	1.00%	0.12%	MBE		
		M.L. Ruberton Construction Co., Inc.	\$ 7,402,643.83	\$ -	2.50%	0.00%	WBE		
		Madura Steel Sales, Inc.	\$ 100.00	\$ -	0.00%	0.00%	DBE		
		Maxim Crane Works, LP	\$ 78,775.00	\$ -	0.03%	0.00%			
		McCrossin Foundations, LLC	\$ 7,914,745.00	\$ -	2.67%	0.00%			
		North Suburban Tree Service, Inc.	\$ 307,727.00	\$ -	0.10%	0.00%	DBE		
		Pavilion Drainage Supply Co., Inc.	\$ 30,653.25	\$ -	0.01%	0.00%	DBE		
		Pennsylvania Drilling Company	\$ 10,000.00	\$ -	0.00%	0.00%			
		Phum Contracting, Inc.	\$ 924,272.40	\$ -	0.31%	0.00%			
		Reilly Sweeping, Inc.	\$ 100.00	\$ -	0.00%	0.00%			
		Shaka	\$ 3,500.00	\$ -	0.00%	0.00%	DBE		
		Stavola Contracting Company	\$ 8,835,176.75	\$ -	2.98%	0.00%			
		Structural Services, Inc.	\$ 2,569,996.50	\$ -	0.87%	0.00%	SBE		
		Timber Industries, LLC	\$ 701,587.00	\$ -	0.24%	0.00%			
		VideoTek Construction, LLC	\$ 100.00	\$ -	0.00%	0.00%	DBE		
		W.R. Burnett, Inc.	\$ 100.00	\$ -	0.00%	0.00%	MBE		
		Work Zone Contractors, LLC	\$ 519,225.00	\$ -	0.18%	0.00%	DBE		
		Zone Stripping, Inc.	\$ 1,183,583.77	\$ -	0.40%	0.00%	SBE		
Scudder Falls Toll Supported Bridge - Interim Deck Repairs on I-95	TS-677A	Sparwick Contracting, Inc. (IBE)	\$ 1,003,336.00	\$ 948,666.00	100.00%	94.55%	SBE	05/20/2015	11/20/2018
Electronic Toll Collection System Replacement - Design, Build & Maintain	DB-540A	Transcore, LP	\$ 24,047,349.00	\$ 9,128,648.50	25.00%	9.63%	DBE	10/27/2015	09/13/2021
		All Points Communications, Inc.	\$ 781,538.84	\$ 581,979.20	3.25%	2.42%	DBE		
		Arora Engineers, Inc.	\$ 161,117.24	\$ 110,753.14	0.67%	0.46%	MBE		
		Flagger Force	\$ 100,998.87	\$ 248,492.11	0.42%	1.03%	DBE		
		Globe Electric Supply Company, Inc.	\$ 543,470.09	\$ 173,648.78	2.26%	0.72%	DBE		
		HHC Services, Inc.	\$ 12,023.67	\$ -	0.05%	0.00%	DBE		

Reporting period 07/01/2014 to 09/30/2017.

Active Construction Contracts Payment Detail Report

Active Professional Services Contracts Summary						Contract Value	Total Payments to Date	IBE Target	IBE Actual		
						\$ 449,324,643.61	\$ 4,370,301.23	25.00%	0.97%		
Description	Contract No.	Vendor	Contract Value	Total Payments to Date	IBE Target	IBE Actual	IBE Type	Start Date	End Date		
I-78 Maintenance Garage Expansion at I-78 PA Welcome Ctr. / Maint. Facility	T-508A	Jen Electric, Inc.	\$ 848,871.42	\$ 865,972.00	3.53%	3.60%	DBE				
		KS Engineers, P.C.	\$ 110,617.81	\$ 174,897.71	0.46%	0.73%	MBE				
		Red Wagon Printing D/B/A Minuteman Press	\$ 16,833.14	\$ 6,177.93	0.07%	0.03%	WBE				
		Sharpened Image, Inc.	\$ 149,093.56	\$ 139,790.64	0.62%	0.58%	DBE				
		SJH Engineering, P.C.	\$ 12,023.67	\$ 14,500.00	0.05%	0.06%	DBE				
		Bracy Construction, Inc.	\$ 10,049,000.00	\$ 7,284,738.24	25.00%	40.85%		06/27/2016	10/27/2017		
		84 Lumber Company	\$ 33,630.48	\$ 33,630.48	0.33%	0.33%					
		Ankiewicz Enterprises Inc.	\$ 1,040,574.00	\$ 849,890.53	10.36%	8.46%					
		C.A. Weiss Sales, LLC	\$ 275,342.00	\$ 227,112.56	2.74%	2.26%					
		Central II, Inc.	\$ 32,750.00	\$ -	0.33%	0.00%	MBE				
		Comprehensive Fire Technologies, Inc.	\$ 16,750.00	\$ -	0.17%	0.00%					
		Cope Commercial Flooring and Interiors, Inc.	\$ 22,000.00	\$ 5,670.00	0.22%	0.06%					
		DeWalt Plumbing, Inc.	\$ 464,000.00	\$ 426,737.40	4.62%	4.25%					
		Diamond Decorating, Inc.	\$ 105,000.00	\$ -	1.04%	0.00%					
		Empire Wrecking Co of Reading, PA	\$ 99,891.00	\$ -	0.99%	0.00%					
		Entrance Systems, Inc.	\$ 80,750.00	\$ -	0.80%	0.00%					
		Fox Quality Roofing, LLC	\$ 873,900.00	\$ 704,257.00	8.70%	7.01%					
		Gaver Industries, Inc. d/b/a Barker & Barker Paving	\$ 213,561.56	\$ 19,547.10	2.13%	0.19%					
		Ida Yeager Sales, Inc.	\$ 159,401.50	\$ 60,637.50	1.59%	0.60%					
		J. E. Scholtz Custom Millwork, Inc.	\$ 11,400.00	\$ -	0.11%	0.00%					
Easton - Phillipsburg Toll Bridge Administration Building	T-644A	J/M Fence & Deck Co.	\$ 16,624.00	\$ -	0.17%	0.00%					
		J. Sterling Solutions, LLC	\$ 51,476.64	\$ 51,476.64	0.51%	0.51%					
		Jaydor Co., (A Corp.)	\$ 75,995.00	\$ -	0.76%	0.00%					
		Labe Sales, Inc.	\$ 80,801.00	\$ 73,980.00	0.80%	0.74%					
		Modernfold Of Reading, Inc.	\$ 22,810.00	\$ -	0.23%	0.00%					
		Palma, Inc.	\$ 89,952.00	\$ -	0.90%	0.00%					
		Penn State Electrical Mechanical Supply Co., Inc.	\$ 240,000.00	\$ 118,900.25	2.39%	1.18%					
		Reeb Building Systems, LLC	\$ 659,917.34	\$ 460,312.43	6.57%	4.58%	DBE				
		Rubright Construction, Inc.	\$ 580,500.00	\$ 464,041.00	5.78%	4.62%					
		Steel Fab Enterprises, LLC	\$ 405,400.00	\$ -	4.03%	0.00%					
		Supreme Ceilings, Inc.	\$ 157,500.00	\$ 93,792.96	1.57%	0.93%					
		T.A. Silfies Masonry, LLC.	\$ 762,600.00	\$ 514,761.97	7.59%	5.12%					
		Tradesmen International, LLC	\$ 100.00	\$ -	0.00%	0.00%					
		Tri-County Mechanical, Inc.	\$ 1,097,000.00	\$ -	10.92%	0.00%					
		Wind Gap Electric, Inc.	\$ 1,137,249.00	\$ -	11.32%	0.00%					
		YCP, Inc.	\$ 28,137.20	\$ -	0.28%	0.00%					
		J.D. Eckman, Inc.	\$ 11,117,003.61	\$ -	25.00%	0.00%		06/01/2017	12/21/2018		
		Established Traffic Control	\$ 244,574.00	\$ -	2.20%	0.00%	WBE				

Reporting period 07/01/2014 to 09/30/2017.

Active Construction Contracts Payment Detail Report

Active Professional Services Contracts Summary									
Contract Value		Total Payments to Date		IBE Target		IBE Actual			
\$ 449,324,643.61		\$ 4,370,301.23		25.00%		0.97%			
Description	Contract No.	Vendor	Contract Value	Total Payments to Date	IBE Target	IBE Actual	IBE Type	Start Date	End Date
Building and Facilities Energy Conservation		Guidemark, Inc.	\$ 461,446.40	\$ -	4.15%	0.00%			
		Jagd Construction, Inc.	\$ 2,809,000.00	\$ -	25.27%	0.00%	SBE		
		Jilco, Inc.	\$ 266,808.01	\$ -	2.40%	0.00%	DBE		
		Mattiola Services, LLC	\$ 93,360.15	\$ -	0.84%	0.00%			
Building and Facilities Energy Conservation	T-645A	MJF Electrical Contracting, Inc.	\$ 5,317,100.00	\$ -	25.00%	0.00%		06/27/2017	05/11/2018
		Turtle & Hughes	\$ 1,063,420.00	\$ -	20.00%	0.00%	WBE		
Building and Facilities Energy Conservation	T-645B	Schneider Electric	\$ 1,154,809.00	\$ -	25.00%	0.00%		06/27/2017	05/18/2018
		MAS Construction Services, LLC	\$ 154,809.00	\$ -	13.41%	0.00%	WBE		
Lower Trenton Toll Supported Bridge Replacement Of Sign Lighting Elements	TS-687A	Carr & Duff, Inc.	\$ 495,000.00	\$ 79,155.00	25.00%	0.00%		06/23/2017	10/20/2017
		North Star Electrical Supply Co., Inc.	\$ 123,750.00	\$ -	25.00%	0.00%	WBE		
		Service Painting, Inc.	\$ 100.00						
Lower Trenton Toll Supported Bridge Approach Traffic Signal Equipment Upgrades	TS-699A	Carr & Duff, Inc.	\$ 141,046.00	\$ -	25.00%	0.00%		03/29/2017	03/29/2021
		General Highway Products, Inc	\$ 35,261.50	\$ -	25.00%	0.00%	WBE		

Completed Professional Services Contracts Payment Detail Report

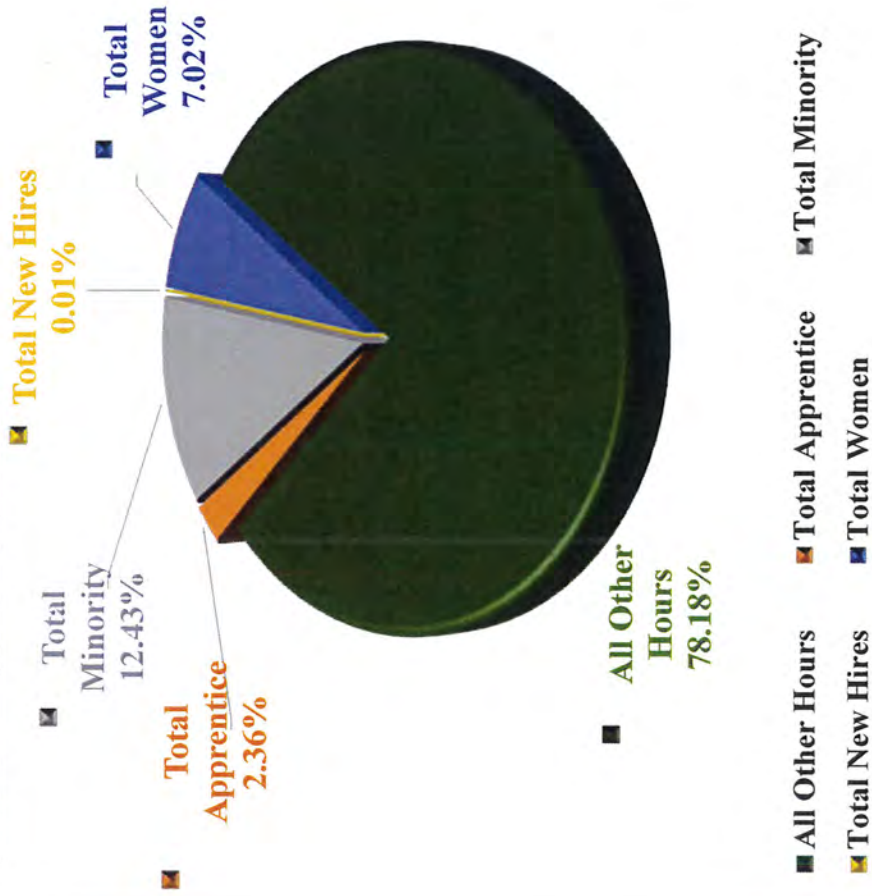
Completed Professional Services Contracts Summary					Contracts Value	Total IBE Payments	IBE Target	IBE Average		
					\$ 1,165,488.53	\$ 356,204.82	25.00%	30.56%		
Contract Title	Contract No.	Vendor	Contract Value	Total IBE Payments	IBE Target	IBE Actual	IBE Type	Start Date	End Date	
Riverton - Belvidere Toll Supported Bridge Critical Member Strengthening - Design	C-650A	Ammann & Whitney	\$ 451,072.33	\$ 451,072.33	25.00%	20.66%		10/26/2015	08/08/2017	
		Pickering, Corts & Summerson, Inc.	\$ 116,376.66	\$ 93,184.47	25.80%	20.66%	SBE			
Portland - Columbia Toll Bridge Approach Roadways Improvements	CI-566A	Jacobs Engineering Group, Inc.	\$ 476,991.53	\$ 476,991.53	25.00%	30.29%		02/23/2015	10/15/2016	
		AmerCom Corporation	\$ 150,490.83	\$ 144,473.11	31.55%	30.29%	MBE			
		Naik Consulting Group, P.C.	\$ 23,229.49	\$ -	04.87%	0.00%	SBE			
Scudder Falls Bridge Replacement Project - Traffic Engineering Services Pre-construction Traffic Study	C-663A	Pennoni Associates, Inc.	\$ 237,424.67	\$ 237,424.67	25.00%	49.93%		07/30/2015	4/20/2016	
		Drive Engineering Corp.	\$ 8,072.44	\$ 6,757.64	03.40%	2.85%	MBE			
		TechniQuest Corporation	\$ 86,660.00	\$ 111,789.60	36.50%	47.08%	MBE			

Completed Construction Contracts Payment Detail Report

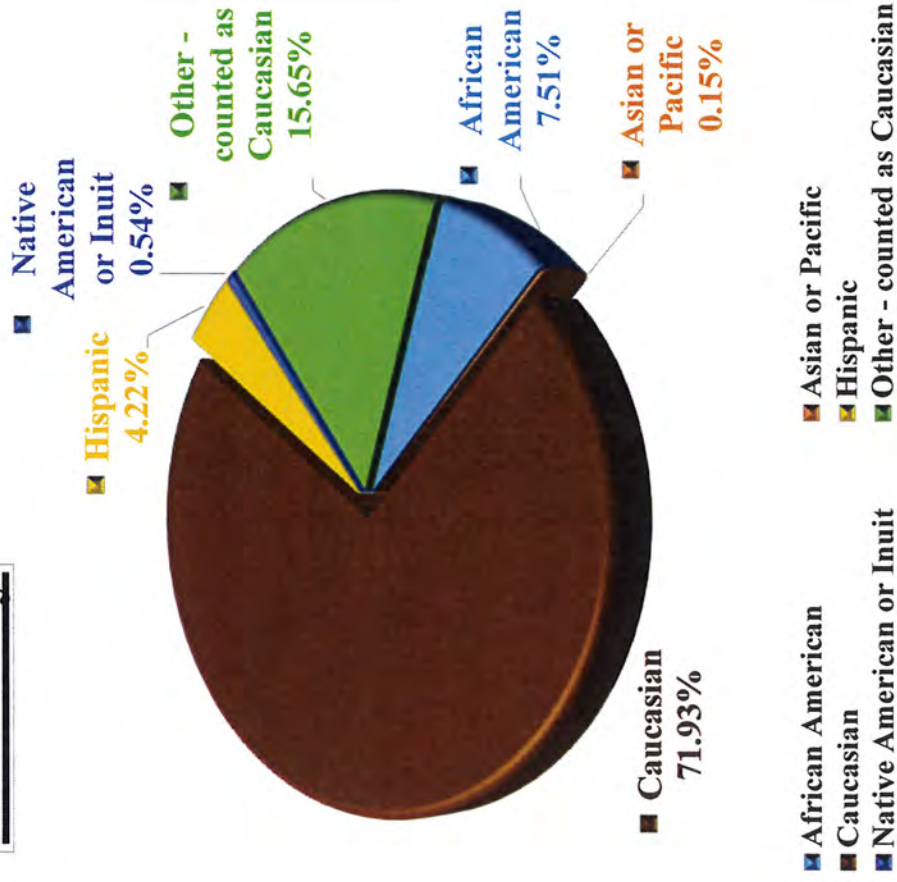
Completed Construction Contracts Summary									
Contract Value		Total IBE Payments		IBBE Target		IBBE Actual		IBBE Average	
\$25,120,226.14		\$ 6,381,761.92		25.00%		25.00%		25.40%	
Description	Contract No.	Vendor	Contract Value	Total Payments to Date	IBBE Target	IBBE Actual	IBBE Type	Start Date	End Date
Scudder Falls Bridge Replacement Project - Tree Clearing	T-667A	AP Construction, Inc.	\$ 1,721,688.26	\$ 51,721,688.26	25.00%	26.42%		12/23/2015	09/20/2017
		Athena Contracting, Inc.	\$ 181,499.94	\$ 243,315.01	10.54%	14.13%	WBE		
		BFW Group	\$ 15,000.00	\$ 8,550.00	0.87%	0.50%	DBE		
		Sable Construction, Inc.	\$ 272,249.91	\$ 202,960.00	15.81%	11.79%	MIBE		
Scudder Falls Bridge Replacement Project - PA Noise Walls	T-666A	PKF-Mark III, Inc.	\$ 11,219,737.01	\$ 11,219,737.01	25.00%	29.81%		04/29/2016	08/14/2017
		Bird Solutions International	\$ 140,732.00	\$ 122,732.00					
		Green Valley Landscaping, Inc.	\$ 42,418.29	\$ 72,163.76					
		Sanders Construction Company, Inc.	\$ 3,624,651.69	\$ 3,338,786.23	32.31%	29.76%	DBE		
		Work Zone Contractors, LLC	\$ 7,886.40	\$ 5,352.12	0.07%	0.05%	DBE		
Scudder Falls Bridge Replacement Project Subsurface Boring & Sampling	T-661A	TRC Engineers	\$ 1,438,942.00	\$ 1,438,941.98	25.00%	16.29%		05/18/2015	05/18/2017
		Garden State Highway Products	\$ 196,519.30	\$ 196,519.30	13.66%	13.66%	WBE		
		Traffic Regulators	\$ 37,947.00	\$ 37,947.00	2.64%	2.64%	SBE		
I-78 Toll Plaza Bumper Block Replacement	T-705A	Sparwick Contracting, Inc. (IBE)	\$ 160,006.00	\$ 160,006.00	25.00%	100.00%	SBE	10/17/2016	03/03/2017
DIII Toll Bridges Facilities Emergency Standby Generators Improvements	T-514A	West Side Hammer Electric	\$ 644,686.07	\$ 644,686.00	25.00%	30.61%		07/27/2015	01/08/2017
		Penn State Electric Mechanical Supply Co., Inc.	\$ 197,339.20	\$ 197,339.99	30.61%	30.61%	DBE		
Lower Trenton TSB Approach Roadways Improvements	TS-639B	Mount Construction, Co. Inc. (IBE)	\$ 2,090,794.02	\$ 2,090,794.00	25.00%	100.00%	WBE	04/09/2015	12/06/2016
Easton / Phillipsburg Ramp C Stabilization	T-641A	Merco, Inc. (IBE)	\$ 998,300.00	\$ 998,300.00	25.00%	100.00%	SBE	11/23/2015	12/01/2016
Portland - Columbia Toll Bridge Approach Roadway Improvement	T-566A	Intercounty Paving Company	\$ 6,193,334.28	\$ 6,193,334.28	25.00%	30.32%		02/25/2015	11/30/2016
		Established Traffic Control	\$ 43,589.66	\$ 43,589.66	0.70%	0.70%	DBE		
		MV Contracting, Inc.	\$ 1,652,064.50	\$ 1,652,064.50	26.67%	26.67%	WBE		
		PIM Corporation	\$ 160,217.70	\$ 160,217.70	2.59%	2.59%	SBE		
Riverton - Belvidere Toll Supported Bridge	TS-650A	The Vann Organization	\$ 22,035.00	\$ 22,035.00	0.36%	0.36%	SBE		
		ROAD-CON, INC.	\$ 652,738.50	\$ 652,738.50	25.00%	11.98%		08/15/2016	11/11/2016
		Desilvio & Company, Inc.	\$ 16,848.00	\$ 16,848.00	2.58%	2.58%	WBE		
		Established Traffic Control	\$ 4,317.48	\$ 4,317.48	0.66%	0.66%	WBE		
		RAM-T Corporation	\$ 7,182.00	\$ 7,182.00	1.10%	1.10%	DBE		
		Williams Flagler Logistics, LLC	\$ 49,842.17	\$ 49,842.17	7.64%	7.64%	DBE		

WORKFORCE UTILIZATION BY HOURS

Hours Worked



Ethnicity

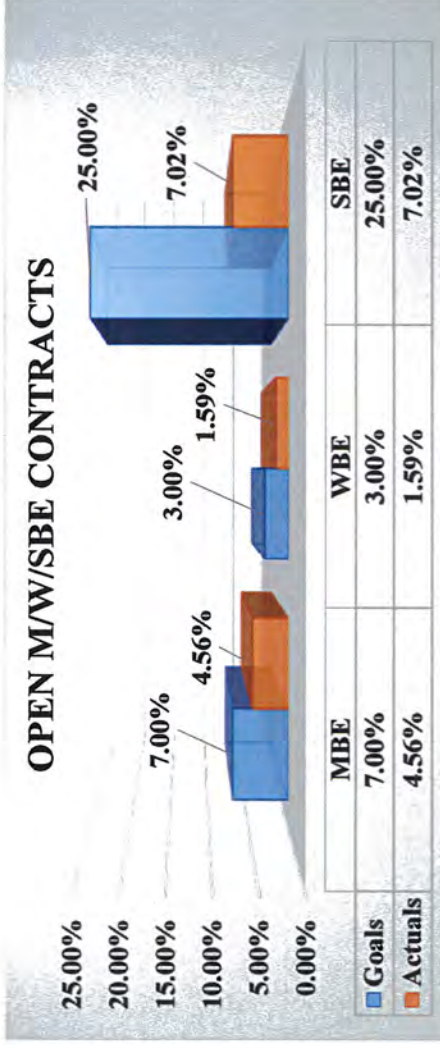


Trade, Ethnicity & Gender

Workforce Utilization Totals																				
Project Name	Company Name	Trade Description	Total Hours Worked	Total Apprentice	NJ	NJ %	PA	PA %	Caucasian / White	Other	American Indian	Asian Pacific Islander	Black / African American	Latino / Hispanic	Total Minorities	Minority %	Women %	New Hires		
DB-50A TRANSORE - Electronic Toll Collection System Replacement - Design, Build & Maintain	Company Name	Trade Description	2,040.00	0.00	108.00	5.29%	875.00	42.89%	321.00	631.50	0.00	158.00	674.00	255.50	1,087.50	53.31%	0.00	0.00		
	Jen Electric	ELECTRICIAN	48	0.00	48.00	100.00%	0.00%	0.00%	48.00							0.00%	0.00%	0.00%		
	Transcore	ELECTRICIAN	787.50	0.00		0.00%	335.50	42.60%	202.50	187.50			231.00	166.50	397.50	50.48%	0.00%	0.00%		
		ELECTRICIANS & TELE-	1,204.50	0.00	60.00	4.98%	539.50	44.79%	70.50	444.00		158.00	443.00	89.00	690.00	57.29%	0.00%	0.00%		
		INSTALLATION																		
T-508A BRACY - 178 Maintenance Garage Expansion at 178 P/A Welcome Center / Maintenance Facility	Company Name	Trade Description	28,186.53	1,928.00	1,512.00	5.36%	26,285.33	93.25%	17,764.83	9,735.00	0.00	0.00	0.00	687.00	687.00	2.41%	768.25	2.73%	0.00	
	Abbey Road Control	LABORER	467.25	0.00		0.00%	467.25	100.00%		467.25						0.00%	217.75	46.66%	0.00%	
	Akwievez Enterprises	LABORER	591.00	0.00		0.00%	591.00	100.00%		591.00						0.00%		0.00%	0.00%	
		OPERATING ENGINEER	109.00	0.00		0.00%	109.00	100.00%		109.00						0.00%		0.00%	0.00%	
	Bracy Construction	CARPENTER	1,214.00	0.00	124.50	10.26%	1,089.50	89.74%			1,214.00					0.00%		0.00%	0.00%	
		LABORER	1,286.50	0.00	567.00	44.07%	719.50	55.93%			1,286.50					0.00%		0.00%	0.00%	
		OPERATING ENGINEER	4.00	0.00		0.00%	4.00	100.00%		4.00						0.00%		0.00%	0.00%	
	Bridgwood Tile & Stone	TILE FINISHER	54.00	0.00		0.00%	54.00	100.00%		54.00						0.00%		0.00%	0.00%	
	Central II	BRICKLAYER,	88.00	0.00		0.00%	88.00	100.00%	88.00							0.00%		0.00%	0.00%	
	Comprehensive Fire Technologies	STONE MASON																		0.00%
		ELECTRICIAN	27.50	0.00		0.00%	27.50	100.00%	20.50	7.00						0.00%		0.00%	0.00%	
		SPRINKLER FITTER	8.00	0.00		0.00%	8.00	100.00%	6.00	2.00						0.00%		0.00%	0.00%	
		ELECTRICIAN	74.00	0.00		0.00%		0.00%	74.00							0.00%		0.00%	0.00%	
		LABORER	97.00	0.00		0.00%	97.00	100.00%	97.00							0.00%		0.00%	0.00%	
		PLUMBER	695.00	0.00		0.00%	695.00	100.00%	695.00							0.00%		0.00%	0.00%	
		PAINTER	638.00	558.00		0.00%	638.00	100.00%	638.00		638.00					0.00%		0.00%	0.00%	
		HEAVY & GENERAL LABORERS	125.00	0.00		0.00%	125.00	100.00%	7.00	118.00						0.00%		0.00%	0.00%	
		LABORER	373.50	0.00		0.00%	373.50	100.00%	164.50	209.00						0.00%		0.00%	0.00%	
		GLAZIER	45.00	0.00		0.00%	45.00	100.00%	45.00							0.00%		0.00%	0.00%	
		CARPENTER	44.00	0.00	19.00	43.18%	25.00	56.82%	44.00							0.00%		0.00%	0.00%	
		LABORER	526.00	0.00	515.50	98.00%		0.00%	526.00							0.00%		0.00%	0.00%	
		ROOFER	2,835.50	0.00	124.00	4.37%	2,560.25	90.29%	2,835.50							0.00%		0.00%	0.00%	
		ASPHALT	45.00	0.00		0.00%	45.00	100.00%		45.00						0.00%		0.00%	0.00%	
		LABORERS																		0.00%
		OPERATING ENGINEER	137.50	0.00		0.00%	137.50	100.00%		137.50						0.00%		0.00%	0.00%	0.00%
	TRUCK DRIVER																		0.00%	
			10.75	0.00		0.00%	10.75	100.00%		10.75					0.00%		0.00%	0.00%	0.00%	

Project Name	Company Name	Trade Description	Total Hours Worked	Total Apprenticeship	NJ	NJ %	PA	PA %	Caucasian / White	Other	American Indian	Asian Pacific Islander	Black / African American	Latino / Hispanic	Total Minorities	Minority %	Women	Women %	New Hires	
	Jarrett Mechanical Insulation	HEAT & FROST INSULATOR	44.00	0.00		0.00%	44.00	100.00%		44.00						0.00%		0.00%		
	JAYDOR	LABORER	35.00	0.00		0.00%	35.00	100.00%	35.00							0.00%		0.00%		
		MILLWRIGHT	35.00	0.00		0.00%	35.00	100.00%	35.00							0.00%		0.00%		
	Michael Wallander	LABORER	17.00	0.00		0.00%	17.00	100.00%		17.00						0.00%		0.00%		
		PLUMBER	115.50	0.00		0.00%	115.50	100.00%		115.50						0.00%		0.00%		
	Modenfold of Reading, Palms, Inc.	CARPENTER	42.00	0.00		0.00%	42.00	100.00%	42.00							0.00%		0.00%		
		BRICKLAYER,	14.00	0.00		0.00%	14.00	100.00%		14.00						0.00%		0.00%		
		STONE MASON	84.00	0.00		0.00%	84.00	100.00%		84.00						0.00%		0.00%		
		CEMENT MASON	162.00	0.00		0.00%	162.00	100.00%		162.00						0.00%		0.00%		
	Robert Ott	LABORER	673.00	0.00	10.00	6.17%	52.00	93.83%	673.00							0.00%		0.00%		
	Rubright Construction	BRICKLAYER	52.00	0.00		0.00%	52.00	100.00%	21.00						31.00	59.62%		0.00%		
		STONE MASON																		
		CARPENTER	351.50	0.00		0.00%	351.50	100.00%	271.50	78.00					2.00	0.57%		0.00%		
		CEMENT MASON	110.50	0.00		0.00%	110.50	100.00%	29.50	6.50					74.50	67.42%		0.00%		
		IRONWORKER	804.58	0.00		0.00%	804.58	100.00%	472.08	266.50					66.00	8.20%		0.00%		
		LABORER	1,590.50	0.00		0.00%	1,590.50	100.00%	857.00	508.50					225.00	14.15%		0.00%		
		OPERATING ENGINEER	176.50	0.00		0.00%	176.50	100.00%	144.50	32.00						0.00%		0.00%		
	Steel Fab Enterprises	TRUCK DRIVER	135.50	0.00		0.00%	135.50	100.00%	132.00	3.50					63.50	11.31%		0.00%		
		IRONWORKER	561.50	0.00		0.00%	561.50	100.00%	453.00	45.00								0.00%		
	Steven Smith	LABORER	108.50	0.00		0.00%	108.50	100.00%	108.50								0.00%		0.00%	
		PLUMBER	686.50	0.00		0.00%	686.50	100.00%	686.50								0.00%		0.00%	
	Supreme Ceilings	CARPENTER	360.00	0.00		0.00%	360.00	100.00%		360.00							0.00%		0.00%	
	T. A. Siffes Masonry	BRICKLAYER	30.25	0.00		0.00%	30.25	100.00%							30.25	100.00%		0.00%		
		BRICKLAYER,	2,409.75	0.00		0.00%	2,378.25	98.69%	2,268.25						141.50	5.87%		0.00%		
	STONE MASON																			
Terry O'Connor, Jr.	LABORER	1,537.75	0.00		0.00%	1,508.50	98.10%	1,484.50						53.25	3.46%		0.00%			
	LABORER	28.00	0.00		0.00%	28.00	100.00%	28.00							0.00%		0.00%			
	PLUMBER	183.50	0.00		0.00%	183.50	100.00%	183.50							0.00%		0.00%			
Tradexmen International	CARPENTER	119.00	0.00		0.00%	119.00	100.00%		119.00							0.00%		0.00%		
Tri-County Mechanical	LABORER	821.00	0.00		0.00%	728.00	88.67%	821.00								0.00%		0.00%		
	PIPEFITTER	1,675.00	0.00		0.00%	1,675.00	100.00%	1,675.00								0.00%	398.50	23.79%		
	SHEET METAL WORKER	495.50	0.00		0.00%	495.50	100.00%	495.50								0.00%		0.00%		
William Hoffert	LABORER	23.00	0.00		0.00%	23.00	100.00%		23.00							0.00%		0.00%		
	PLUMBER	162.50	0.00		0.00%	162.50	100.00%		162.50							0.00%		0.00%		
Wind Gap Electric	ELECTRICIAN	4,661.00	1,370.00	152.00	3.26%	4,509.00	96.74%	2,291.00		2,370.00						0.00%	152.00	3.26%		
YCP	LABORER	337.00	0.00		0.00%	337.00	100.00%		337.00							0.00%		0.00%		
	OPERATING ENGINEER	49.00	0.00		0.00%	49.00	100.00%		49.00							0.00%		0.00%		
T-644A - J.D. ECKMAN - Eastern Phillipsburg TB Facility Administration	Company Name	Trade Description	1,022.00	6.00	0.00	0.00%	1,022.00	100.00%	822.50	19.00	0.00	0.00	0.00	55.50	125.00	180.50	17.66%	42.00	4.11%	0.00
	Established Traffic Control	HEAVY & GENERAL LABORERS	19.00	0.00		0.00%	19.00	100.00%		19.00						0.00%		0.00%		

M / W / SBE Monthly Report



SUMMARY TOTALS					
M/WBE Summary Totals		MBE		WBE	
		ACTUAL	VALUE	ACTUAL	VALUE
SBE Summary Totals		4.56%	\$ 1,514,583.56	1.59%	\$ 528,416.50
				7.02%	\$ 224,004.41

CONTRACT NO.	CONTRACTOR / CONSULTANT	CONTRACT AWARD VALUE	MBE GOAL	MBE VALUE	WBE GOAL	WBE VALUE	SBE GOAL	SBE VALUE
C-502A	AECOM Transportation	\$ 30,397,000.00	4.34%	\$ 1,319,428.97	1.45%	\$ 441,598.87	25.0 %	\$ -
C-628A	Dewberry	\$ 1,000,000.00	4.06%	\$ 40,585.66	4.88%	\$ 48,768.23	4.33%	\$ 43,294.17
C-627B	French & Parello	\$ 500,000.00		\$ -		\$ -		\$ -
C-629A	Hill International	\$ 300,000.00		\$ -		\$ -	13.66%	\$ 40,993.70
C-556A	Pennoni Associates	\$ 389,614.63		\$ -		\$ -	12.88%	\$ 50,193.77
TTS-634AR	J. Fletcher Cramer	\$ 896,808.00	8.35%	\$ 74,885.53	0.42%	\$ 3,755.75		\$ -
C-628B	Louis Berger Group	\$ 1,000,000.00		\$ -		\$ -	7.56%	\$ 75,584.81
C-549AR	Jacobs Engineering	\$ 452,128.00	7.91%	\$ 35,742.16	3.07%	\$ 13,866.11		\$ -
C-599A	McCormick & Taylor	\$ 1,000,000.00		\$ -	0.50%	\$ 5,000.00		\$ -
C-629B	Michael Baker	\$ 500,000.00		\$ -		\$ -	2.79%	\$ 13,937.96

Data represents payments made from the start of the MWSBE program up to 09/30/2017.

M / W / SBE Monthly Report

COMPLETED M/W/SBE CONTRACTS



SUMMARY TOTALS		MBE		WBE		SBE	
M/WBE Summary Totals	\$ 128,684,944.08	ACTUAL	VALUE	ACTUAL	VALUE	ACTUAL	VALUE
SBE Summary Totals	\$ 16,433,918.99	9.09%	\$ 11,702,579.34	6.14%	\$ 7,907,002.78	19.39%	\$ 3,185,920.49

CONTRACT NO.	CONTRACTOR / CONSULTANT	CONTRACT AWARD VALUE	MBE GOAL 7.0 %	MBE VALUE	WBE GOAL 3.0 %	WBE VALUE	SBE GOAL 25.0 %	SBE VALUE
DB-427B	A.P. Construction	\$ 4,356,866.00	10.00%	\$ 435,686.60	7.30%	\$ 318,051.22		\$ -
T/TS-573A	A.P. Construction	\$ 7,823,588.00	7.69%	\$ 601,633.92	4.92%	\$ 384,920.53		\$ -
T-440BR	A.P. Construction	\$ 4,608,295.33	11.70%	\$ 539,170.55	7.33%	\$ 337,788.05		\$ -
TTS-476A-2	A.P. Construction	\$ 3,511,153.06	7.20%	\$ 252,803.02	5.50%	\$ 193,113.42		\$ -
T-472A	Allied Painting	\$ 15,595,983.76	9.70%	\$ 1,512,810.42	15.00%	\$ 2,339,397.56		\$ -
C-443A	Ammann & Whitney	\$ 770,909.81	10.00%	\$ 77,090.98	14.00%	\$ 107,927.37		\$ -
C-445A	Ammann & Whitney	\$ 920,304.08	7.20%	\$ 66,261.89	3.20%	\$ 29,449.73		\$ -
T-474A	Bracy Contracting	\$ 2,660,000.00	6.05%	\$ 160,930.00	2.87%	\$ 76,342.00		\$ -
C-474A	Brinjac	\$ 287,603.87	8.00%	\$ 23,008.31	9.00%	\$ 25,884.35		\$ -
C-627A	Buchart Horn	\$ 132,374.35	0.00%	\$ -	0.00%	\$ -		\$ -
C-598A	Burns Group	\$ 408,272.00		\$ -		\$ -	8.00%	\$ 32,661.76
C-454A	Carroll Engineers	\$ 500,000.00	18.10%	\$ 90,500.00	5.90%	\$ 29,500.00		\$ -
C-543A	Cherry Weber	\$ 612,233.00		\$ -		\$ -	28.30%	\$ 173,261.94
C-639A	Cherry Weber	\$ 401,455.40	18.10%	\$ 72,663.43	5.90%	\$ 23,685.87		\$ -
T-498A	Cornell & Co.	\$ 1,999,015.22	9.30%	\$ 185,908.42	6.30%	\$ 125,937.96		\$ -
T-554A	Dayspring Electric	\$ 232,117.66	0.00%	\$ -	0.00%	\$ -		\$ -
C-454B	French & Parello	\$ 500,000.00		\$ -		\$ -	17.00%	\$ 85,000.00
C-453A	Gannett Fleming	\$ 1,000,000.00	5.33%	\$ 53,300.00	0.87%	\$ 8,700.00		\$ -
C-598B	Gannett Fleming	\$ 367,353.90		\$ -		\$ -	8.95%	\$ 32,878.17
C-566A	Greenman Pedersen	\$ 350,675.02	9.54%	\$ 33,464.64	0.83%	\$ 2,924.37		\$ -
C-599B	Greenman Pedersen	\$ 1,000,000.00		\$ -		\$ -	4.00%	\$ 40,000.00
CM-437A	Greenman Pedersen	\$ 2,559,020.59		\$ -		\$ -	19.50%	\$ 499,009.02
CM-440B	Greenman Pedersen	\$ 753,336.71		\$ -		\$ -	17.64%	\$ 132,888.60
T-441A	H & G Contractors	\$ 1,586,698.00	6.60%	\$ 104,722.07	1.57%	\$ 24,911.16		\$ -
C-530A	Hill International	\$ 400,000.00	2.50%	\$ 10,000.00	0.00%	\$ -		\$ -
CM-427B	Hill International	\$ 629,749.00		\$ -		\$ -	13.60%	\$ 85,645.86
CM-447B	Hill International	\$ 973,401.52	4.10%	\$ 39,909.46	2.10%	\$ 20,441.43		\$ -
CM-442A	Hill International	\$ 319,826.73		\$ -		\$ -	25.14%	\$ 80,404.44
CM-573A	Hill International	\$ 1,038,384.48	6.20%	\$ 64,379.84	5.80%	\$ 60,226.30		\$ -
T-506A	HRI	\$ 13,727,411.69	7.17%	\$ 984,255.42	2.91%	\$ 399,467.68		\$ -
TS-505A	IEW	\$ 661,352.00	55.00%	\$ 363,743.60	8.93%	\$ 59,058.73		\$ -
DB-563A	J. Fletcher Creamer	\$ 1,283,717.00	15.00%	\$ 192,557.55	4.00%	\$ 51,348.68		\$ -
T-437A	J.D. Eckman	\$ 24,412,321.90	7.48%	\$ 1,826,041.68	3.04%	\$ 742,134.59		\$ -
TS-442A	James A. Anderson	\$ 2,149,268.62	6.30%	\$ 135,403.92	1.30%	\$ 27,940.49		\$ -
TS-443A	James A. Anderson	\$ 2,461,975.00	0.00%	\$ -	6.10%	\$ 150,180.48		\$ -
T-543A	James D. Morrissey	\$ 6,683,640.40	4.80%	\$ 320,814.74	8.64%	\$ 577,466.53		\$ -
CM-444A	JMT	\$ 905,196.00	9.50%	\$ 85,993.62	2.80%	\$ 25,345.49		\$ -
CM-506A	JMT	\$ 1,459,000.00	7.65%	\$ 111,613.50	2.40%	\$ 35,016.00		\$ -
CM-543A	JMT	\$ 752,729.58		\$ -		\$ -	30.60%	\$ 230,335.25
C-506A	KS Engineers	\$ 1,156,622.33	63.38%	\$ 733,067.23	13.44%	\$ 155,450.04		\$ -
TTS-476A-1	Kyle Conti	\$ 4,128,641.00	0.09%	\$ 3,715.78	9.00%	\$ 371,577.69		\$ -
DB-562A	M.L. Ruberton	\$ 344,492.68	8.30%	\$ 28,592.89	3.80%	\$ 13,090.72		\$ -
T-475A	Miniscalco	\$ 68,229.51	2.25%	\$ 1,535.16	1.20%	\$ 818.75		\$ -

Data represents payments made from the start of the MWSBE program up to the completion of each referenced contract.

*Highlighted categories indicates the Prime met or exceeded the target.

SUMMARY TOTALS			MBE		WBE		SBE	
M/WBE Summary Totals		\$ 128,684,944.08	ACTUAL	VALUE	ACTUAL	VALUE	ACTUAL	VALUE
SBE Summary Totals		\$ 16,433,918.99	9.09%	\$ 11,702,579.34	6.14%	\$ 7,907,002.78	19.39%	\$ 3,185,920.49
CONTRACT NO.	CONTRACTOR / CONSULTANT	CONTRACT AWARD VALUE	MBE GOAL 7.0 %	MBE VALUE	WBE GOAL 3.0 %	WBE VALUE	SBE GOAL 25.0 %	SBE VALUE
TS-445A	Neshaminy Contractors	\$ 6,285,926.10	16.90%	\$ 1,062,321.51	2.70%	\$ 169,720.00		\$ -
TS-447B	Neshaminy Contractors	\$ 8,955,586.24	8.60%	\$ 770,180.42	2.58%	\$ 231,054.12		\$ -
C-437B	Parsons Brinkerhoff	\$ 2,254,674.00		\$ -		\$ -	22.54%	\$ 508,203.52
C-437A	Pennoni Associates	\$ 764,181.39		\$ -		\$ -	24.00%	\$ 183,403.53
C-455B	Remington & Vernick	\$ 400,000.00		\$ -		\$ -	2.49%	\$ 9,960.00
TS-444A	Road-Con	\$ 7,814,850.68	4.87%	\$ 380,583.23	0.31%	\$ 24,226.04		\$ -
T-639A	Road-Con	\$ 3,324,313.00	0.00%	\$ -	13.90%	\$ 462,079.51		\$ -
T-624A	Sparwick	\$ 874,601.00	7.60%	\$ 66,469.68	0.75%	\$ 6,559.51		\$ -
C-440B	Stantec	\$ 728,011.79	4.75%	\$ 34,580.56	2.80%	\$ 20,384.33		\$ -
C-440A	Stantec	\$ 405,011.03	4.80%	\$ 19,440.53	6.60%	\$ 26,730.73		\$ -
C-600A	STV	\$ 800,000.00		\$ -		\$ -	12.60%	\$ 100,800.00
CM-472A	STV	\$ 1,728,385.40		\$ -		\$ -	23.80%	\$ 411,355.73
CM-474A	STV	\$ 291,172.17	0.00%	\$ -	0.00%	\$ -		\$ -
C-538A	STV	\$ 500,000.00	1.25%	\$ 6,250.00	31.20%	\$ 156,000.00		\$ -
CM-443A	STV	\$ 204,152.63	16.75%	\$ 34,195.57	11.00%	\$ 22,456.79		\$ -
CM-445A	STV	\$ 682,064.44		\$ -		\$ -	26.00%	\$ 177,336.75
CM-498A	STV	\$ 571,665.66	12.00%	\$ 68,599.88	2.40%	\$ 13,719.98		\$ -
C-453B	T & M Associates	\$ 1,000,000.00		\$ -		\$ -	18.90%	\$ 189,000.00
C-07-11	Transystems	\$ 747,493.55		\$ -		\$ -	21.05%	\$ 157,347.39
C-447B	Transystems	\$ 666,016.64	8.00%	\$ 53,281.33	2.00%	\$ 13,320.33		\$ -
CM-476A	Trumbull	\$ 699,250.00	13.60%	\$ 95,098.00	6.10%	\$ 42,654.25		\$ -
C-505A	Urban Engineers	\$ 154,598.70		\$ -		\$ -	36.50%	\$ 56,428.53

Data represents payments made from the start of the MWSBE program up to the completion of each referenced contract.

*Highlighted categories indicates the Prime met or exceeded the target.

DELAWARE RIVER JOINT TOLL BRIDGE COMMISSION

Meeting of October 30, 2017

COMMUNICATIONS

The following Pages reflect the reports on those items assigned to the Communications Department. Each item is reported separately and page numbered accordingly.

DELAWARE RIVER JOINT TOLL BRIDGE COMMISSION

Meeting of October 30, 2017

**OPERATIONS INDEX
FOR
COMMUNICATIONS**

SUBJECT	DESCRIPTION	PAGE NUMBER
Communications	Status Report Month of September 2017	1-3

DELAWARE RIVER JOINT TOLL BRIDGE COMMISSION
Meeting of October 30, 2017

COMMUNICATIONS REPORT
September 2017

- **COMMISSION AWARENESS EFFORTS:**

Scudder Falls Bridge Replacement Project – The weekly regimen of travel alerts and construction activities continued with drafting of weekly travel advisories sent to area news outlets and corresponding postings on the DRJTBC website and the Scudder Falls project website. The release is further distributed via Facebook through primary outlets in Lower Makefield and Ewing. Also on a weekly basis, a travel alert was posted on drjtbc.org, travel and construction updates were posted on the home page of sccuderfallsbridge.com, and I-95 travel schedule was posted on NJ511, which also could be accessed by PA511 and DVRPC use. Several updates and corrections were made to the website. Finally, responses were drafted or edited to various phone and email inquiries submitted to the project public involvement team.

Free Bridge Movement – Conducted further research for an article and future presentations about the late 19th century- early 20th century free bridge movement that led to the public acquisition of toll-supported bridges currently owned and operated by the DRJTBC. A detailed article on this topic will be a featured focus of the Commission's annual report.

- **MEDIA RELATIONS:**

Hot Topics: New Hill International regional executives has done work for Commission; I-78 project lane restrictions scheduled; stoppages possible along canal path near NJ side of Scudder Falls Bridge; restricted travel lanes on PA side of New Hope-Lambertville Toll-Supported Bridge; Scudder Falls Bridge cited in Fitch toll roads analysis; conceptual piece on how Delaware River region recent would have suffered if struck by recent Texas hurricane; Commission's Delaware Water Gap and Milford-Montague toll bridges are alternatives during 5-day closure of private Dingman's Ferry Bridge; travel restrictions resume for Scudder Falls Bridge project after Labor Day weekend; mural near Easton end of Northampton Street Bridge needs facelift; lengthy NJDOT bridge project shuts Route 22 lane; all about the Delaware; Milford's Bridge Street closed; E-PTB picture on new deck overlooking river; how EPA changes could affect the Delaware River; DRJTBC legal counsel notices/ads; cops, firemen, and EMT save suicidal woman; Bucks part of 1,300-mile 9/11 trail; Delaware River fracking; petition drive for truck restrictions in Yardley/Lower Makefield; husband and wife exhibit at Frenchtown gallery (bridge pictures); Trenton firefighter layoffs mention bridge's "Trenton makes" slogan; Easton riverside arts festival; Trenton Makes sign work; police rescue woman at Lower Trenton Bridge; extended backup delays on I-78 east; I-78 truck fire ties up Pennsylvania-bound traffic.

DELAWARE RIVER JOINT TOLL BRIDGE COMMISSION
Meeting of October 30, 2017

- **COMMUNITY AFFAIRS:** (Please refer to Community Affairs report)
Edited employee newsletter and various other draft communications.

INTERNAL/EXTERNAL COMMUNICATIONS

- The Commission website recorded 9,530 sessions (visits) in September. This reflects a decrease from August, when 11,334 sessions were recorded, and from September 2016, when there were 13,198 sessions (former website).
- Issued 11 press releases/travel advisories in September. Four were travel advisories for the Scudder Falls Bridge Replacement Project. Four pertained to the I-78 Bridges and Approach Slabs Rehabilitation Project. Other releases were:
 - Restricted travel starting Sept. 25 at New Hope side of New Hope-Lambertville Toll-Supported Bridge
 - Contract approved for New Salt-Storage facility at Milford-Montague Toll Bridge
- Attended portions of bi-weekly progress meetings for the Scudder Falls Bridge Replacement project.
- Attended Central Jersey Transportation Forum.
- Attended meeting on new administration at Scudder Falls.
- Participated in kick-off meeting on Scudder Falls Bridge Replacement Project's website redesign, project logo redesign, and other public involvement matters (newsletter).
- Make various corrective changes to website pages.
- Removed all signage from August closure of the Delaware & Raritan Canal Towpath.
- Speak and correspond with Morning Call reporter regarding I-78 project.
- Input weekly I-78 lane closures into NJ511 travel alert system.
- Post various DRJTBC website alerts for I-78 and Scudder Falls project travel restrictions and other maintenance/protection of traffic instances when/where warranted.
- Responded to resident inquiry regarding potential bridge history item (unfounded claim).
- Sent proposed Calhoun Street renaming news clip to Trenton planner Jeffrey Wilkerson.
- Post Financial Audit RFP
- Corresponded with Ewing Township administrator regarding equipment staging complaint that should have been directed at NJDOT's Route 29 resurfacing project and not the Scudder Falls Bridge Replacement Project.
- Worked with website consultants to place progress photos on Scudder Falls Bridge Replacement Project website.
- Referred to engineering department an inquiry from a vendor seeking Scudder Falls project work.
- Responded to website inquiry (Charlene Hennessy) on potential bridge memorabilia.
- Corresponded with Delaware & Raritan Canal program organizer to provide presentation on New Hope-Lambertville Bridge history in June 2018.

DELAWARE RIVER JOINT TOLL BRIDGE COMMISSION
Meeting of October 30, 2017

- Made periodic progress visits to the Scudder Falls Bridge Replacement work zones.
- Corresponded with Camden and Amboy Railroad historian regarding that company's onetime lease/ownership/control of the Trenton Delaware Bridge Company.
- Provided historical photographs of the former Pt. Pleasant-Byram Bridge to writer Rick Epstein for article in the Bucks County Herald; also provided corrective information for his article.
- Posted NJ511 travel alert system item on anticipated weekend congestion from the annual Riverside Arts Festival in Easton.
- Published toll rates links on each respective toll bridge page on the website.
- Conducted research and copying of photographs and documents the Northampton County Historical Society/Sigal Museum has on file relative to Commission bridges.
- Conducted research and copied files and photographs that the Easton Library has of the Commission's Northampton Street Bridge crossing.
- Corresponded with NJ's Office of Legislative Services library for initial free bridges legislation of 1903-004.
- Responded to public inquiry regarding Commission's old toll tokens.
- Responded to public inquiry on Burlington-Bristol Bridge, referring the individual to the Burlington County Bridge Commission.
- Call Bucks County law firm Grim & Grim regarding founder's involvement in bistate free bridge movement in the early 1900s.
- Researched 2004 Commission crackdown on excessively-wide passenger vehicles at Washington Crossing Bridge and provided material to Chris Harney in the engineering department.
- Responded to interview request from WRNJ-AM radio news reporter seeking information on upcoming I-78 lane closures.
- Researched Milford-Montague salt-shed construction history and provided findings/material to Chris Harney in the engineering department.
- Conducted follow-up inquiry into overcharging of Hopewell Township pickup truck owner with bumper-pull trailer.
- Post Facebook item on manufacturer of New Hope-Lambertville Bridge's structural steel.
- Reviewed Commission minutes 1952-56 and posted corrective item on hiking organization's Facebook item that incorrectly stated the Commission owned the former Mt. Bethel-Delaware Bridge.
- Communicated with Bob Glantzberg of Transcom regarding lack of functionality with NJ511 Open Reach portal.
- Removed media contacts info from website alerts postings.
- Removed another department's misplaced RFP item in the projects section of the website's content management system.

DELAWARE RIVER JOINT TOLL BRIDGE COMMISSION

Meeting of October 30, 2017

**OPERATIONS INDEX
FOR
COMMUNITY AFFAIRS**

SUBJECT	DESCRIPTION	PAGE NUMBER
Community Affairs	Status Report Month of September 2017	1-2

DELAWARE RIVER JOINT TOLL BRIDGE COMMISSION
Meeting of October 30, 2017

Community Affairs Report

September 2017

The following Community Affairs activity took place during September 2017:

Scudder Falls Public Involvement

Attended project status meeting. Assisted in review and response to messages received via the Commission and Scudder Falls project websites, as warranted. Concerns include noise from late night construction activities and a resident of Woodside Road concerned about the demolition of a neighboring house.

We received some feedback from residents about idling trucks in neighborhoods. Those trucks were part of a New Jersey Department of Transportation project.

I-78 Bridges and Approach Slabs Rehabilitation Project

Contacted area municipalities concerning impact of project on local roads. There has been no significant traffic issues or commuter concerns on this project.

Easton-Phillipsburg events

The event season is coming to an end, with a few events remaining, including a pork roll festival in Phillipsburg and garlic and bacon festivals in Easton. Coordinated with District II Superintendent James Shelly and Director of Security, Safety and Training William Wright to ensure Commission staff is prepared for additional vehicular and pedestrian traffic during these events. With all lanes of the bridge remaining open, the flow of traffic is dependent upon any street closures or traffic diversion in the towns.

DELAWARE RIVER JOINT TOLL BRIDGE COMMISSION
Meeting of October 30, 2017

Toll rate/vehicle classification inquiry

Engaged in length discussion with a customer about the toll rates and classification of trucks with gooseneck and fifth-wheel trailers, including email exchange and discussion at Commission meeting.

New Hope-Lambertville Toll-Supported Bridge approach

Provided advance notice of work on the PA approach of the New Hope-Lambertville TSB to local and state officials. Discussed policy and procedures for emergency vehicles with an officer of the Lambertville New Hope Ambulance and Rescue Squad.

Workplace Safety meeting and calendar

Attended the Workplace Safety meeting and facility audit at Easton-Phillipsburg. Will be working with committee secretary Stacey Wilson on the 2018 calendar.

Commission Newsletter

Completed and distributed summer River Currents newsletter. Many thanks to staff members for their submissions.

DELAWARE RIVER JOINT TOLL BRIDGE COMMISSION

Meeting of October 30, 2017

ENGINEERING

The following Pages reflect the reports on those items assigned to the Engineering Department. Each item is reported separately and page numbered accordingly.

DELAWARE RIVER JOINT TOLL BRIDGE COMMISSION

Meeting of October 30, 2017

PROJECT STATUS REPORT

FACILITY	PM/PAM	CONTRACT DESCRIPTION	PAGE NO.
Trenton-Morrisville Toll Bridge	WMC/RFM	Bar7 Structural Analyses <ul style="list-style-type: none"> Task Order Assignment, C-715A-2 	1
Lower Trenton Toll Supported Bridge	CTH/RWL	Trenton Makes Sign <ul style="list-style-type: none"> Replacement of Sign, Design, C-628A-7 Construction Management, C-703A-1 Construction, TS-687A	1-2
	CAS/RWL	NJ Approach Traffic Signal Upgrades <ul style="list-style-type: none"> Design Contract C-627B-4 	2
	VMF/CAS	<ul style="list-style-type: none"> Construction Contract, TS-699A 	2
Scudder Falls Toll Supported Bridge	KMS/RWL	Scudder Falls Bridge Replacement Project <ul style="list-style-type: none"> Final Design Services, Contract C-660A Construction Contract, T-668A 	3
	CTH/KMS	<ul style="list-style-type: none"> Construction Management, CM-669A 	4
	CLR/KMS	<ul style="list-style-type: none"> Construction Inspection, PA Approaches, CI-671A Construction Inspection, Main River, CI-672A 	4
	VMF/CLR/KMS	<ul style="list-style-type: none"> Construction Inspection, NJ Approaches, CI-673A 	5
	KMS/RWL	DMC Services for Construction of the SFB Project <ul style="list-style-type: none"> Oversight of Final Design, C-502A-2I 	5-6
	CLR/KMS	PA Noise Walls <ul style="list-style-type: none"> Construction Management, CM-664A Construction Inspection, CI-665A 	6
	CTH/KMS	Public Involvement Services <ul style="list-style-type: none"> Design Contract, C-662A 	7
	KMS/RWL	Capital Program Management Consultant (CPMC) & Design Management Consultant (DMC) Services for the I-95/Scudder Falls Bridge Improvement Project <ul style="list-style-type: none"> CPMC Services 2016, C-502A-1L 	7-8
	VMF/CLR/KMS	Interim Deck Repairs <ul style="list-style-type: none"> Construction Contract TS-677A 	8
	CAS/RWL	Commission Administration Building at Scudder Falls <ul style="list-style-type: none"> Design Contract, C-707A 	8-9
New Hope-Lambertville Toll Bridge	WMC/RFM	Floor System Rehabilitation <ul style="list-style-type: none"> Design Services, C-702B-2 	9
I-78 Toll Bridge	RJZ/RWL	I-78 Toll Bridge Maintenance Garage <ul style="list-style-type: none"> Preliminary, Final, & Post Design Services, C-508A Code Compliance Plan Review and Inspections, C-696A-1 Construction Management Services, CM-508A Construction Contract, T-508A 	9-11

Notes: Facilities are listed South to North

The first set of initials indicate the Project Manager and the second set of initial indicate the Program Area Manager

Project Manager Legend

WMC – M. Cane
 CTH – C. Harney

RSL – R. Luciani
 VMF – V. Fischer

Program Area Manager Legend

KMS – K. Skeels
 CAS – C. Straccioli
 RFM – Ronald Mieszkowski

RJZ – R. Zakharia
 RLR – R. Rash
 CLR – C. Rood

DELAWARE RIVER JOINT TOLL BRIDGE COMMISSION

Meeting of October 30, 2017

PROJECT STATUS REPORT

FACILITY	PM/PAM	CONTRACT DESCRIPTION	PAGE NO.
I-78 Toll Bridge	VMF/CTH/KMS	I-78 Bridges and Approach Slab Rehabilitation <ul style="list-style-type: none"> Design Contract, C-644A Construction Management/Inspection, CM-644A Construction, T-644A 	11-12
	VMF/CTH/KMS	Restriping of the Merge Lanes Exiting the Toll Plaza <ul style="list-style-type: none"> Design Contract, C-628A-8 	12-13
Easton-Phillipsburg Toll Bridge	CTH/RWL	Salt Storage Facility <ul style="list-style-type: none"> Concept Study, C-702B-1 	13
Milford-Montague Toll Bridge	CTH/RWL	Salt Storage Facility <ul style="list-style-type: none"> Design, C-702B-4 Construction, T-717A 	13-14
Multiple Facilities and/or Commission-Wide	JRB/RFM	Approach Roadway Improvements at the Centre Bridge-Stockton, New Hope-Lambertville, and Uhlerstown-Frenchtown Toll Supported Bridges <ul style="list-style-type: none"> Design, C-715A-1 	14
	RJZ/RWL	Phase 1 Toll Collection Counting Facilities - District 2 & 3 <ul style="list-style-type: none"> Preliminary, Final & Post Design Services, C-696B-1 	14-15
	WMC/RWL	Electronic Surveillance/ Detection System <ul style="list-style-type: none"> ESS Maintenance Contract, DB-575A 	15
	WMC/RWL	Wireless Video Network Specification & Peer Review <ul style="list-style-type: none"> Design Contract, C-621A-5 	15
	CAS/RWL	Electronic Toll Collection <ul style="list-style-type: none"> In-Lane Toll System Design-Build-Maintain, DB-427C Customer Service Center/Violation Processing Center Project, DB-584A 	15
	CAS/RSL	<ul style="list-style-type: none"> Traffic Count Program Upgrade, DR-550A 	16
	CAS/RWL	Electronic Toll Collection System Replacement <ul style="list-style-type: none"> Design, Build, and Maintain, DB-540A Design, Build, and Maintain, TO-540A White Paper, C-701A-2 Toll System Performance Review and Audit/Operational Assessment, C-701A-3 Toll Plaza Sign Replacement Design, C-621A-3 	16-17
	CAS/RWL	Level 3 Investment Grade Traffic & Revenue Forecasts <ul style="list-style-type: none"> C-549AR 	18
	RFM/RWL	Bridge Monitoring System <ul style="list-style-type: none"> Design for Select Bridges, C-628B-6 	18
	RJZ/RWL	Buildings & Facilities Energy Conservation Measures <ul style="list-style-type: none"> Preliminary, Final & Post Design Services, C-657A-3 	18-19

Notes: Facilities are listed South to North

The first set of initials indicate the Project Manager and the second set of initial indicate the Program Area Manager

Project Manager Legend

WMC – M. Cane
CTH – C. Harney

RSL – R. Luciani
VMF – V. Fischer

Program Area Manager Legend

KMS – K. Skeels
CAS – C. Straccioli
RFM – Ronald Mieszkowski

RJZ – R. Zakharina
RLR – R. Rash
CLR – C. Rood

DELAWARE RIVER JOINT TOLL BRIDGE COMMISSION

Meeting of October 30, 2017

PROJECT STATUS REPORT

FACILITY	PM/PAM	CONTRACT DESCRIPTION	PAGE NO.
		<ul style="list-style-type: none">• Construction, Electrical, T-645A• Construction, Mechanical, T-645B	
	RFM/RWL	General Engineering Consultant Annual Inspections <ul style="list-style-type: none">• 2015-2016 Annual Inspections, C-684A	19-20
	CAS/RWL	2015-2016 Traffic Engineering Consultant <ul style="list-style-type: none">• C-686A	20
	WMC/KMS	CPMC Communications Infrastructure Services <ul style="list-style-type: none">• Communications Infrastructure Support Services, C-502A-1K	20

Notes: Facilities are listed South to North

The first set of initials indicate the Project Manager and the second set of initial indicate the Program Area Manager

Project Manager Legend

WMC – M. Cane
CTH – C. Harney

RSL – R. Luciani
VMF – V. Fischer

Program Area Manager Legend

KMS – K. Skeels
CAS – C. Stracciolini
RFM – Ronald Mieszkowski

RJZ – R. Zakharia
RLR – R. Rash
CLR – C. Rood

DELAWARE RIVER JOINT TOLL BRIDGE COMMISSION

**October 30, 2017
PROJECT STATUS REPORT**

TRENTON-MORRISVILLE TOLL BRIDGE

BAR7 STRUCTURAL ANALYSES OF TRENTON-MORRISVILLE TOLL BRIDGE STRUCTURES Task Order Assignment No. C-715A-2

The Kick-Off Meeting was held on Tuesday October 3, 2017 with Pennoni Associates to obtain updated load carrying capacity data for the Trenton-Morrisville Toll Bridge to aide in processing additional overweight special permit vehicle type crossing requests resulting from traffic restrictions associated with the Scudder Falls Bridge Replacement project.

LOWER TRENTON TOLL-SUPPORTED BRIDGE

REPLACEMENT OF “TRENTON MAKES THE WORLD TAKES SIGN” LIGHTING ELEMENTS

**DESIGN
Task Order Assignment No. C-628A-7**

Dewberry was issued Notice to Proceed effective November 29, 2016. A project kick-off meeting was held with Dewberry and their sub-consultants, The Lighting Practice & ACT Engineers, on December 2, 2016. Local stakeholder meetings were held on February 1st & 2nd 2017 briefing attendees on the sign lighting concept and schedule moving forward. The designer submitted final construction bid documents and assisted with bid review/evaluations Dewberry provided the Commission final conformed documents and are currently providing post-design, post-award services.

**CONSTRUCTION MANAGEMENT
Task Order Assignment No. C-703A-1**

Urban Engineers was issued Notice to Proceed effective June 26, 2017. A project kick-off meeting was held with Urban on July 14, 2017. Urban is providing a part time Project Manager, full time Resident Engineer/Inspector and part time Scheduler through this task order assignment. Urban attended a kick-off meeting with the contractor (Carr & Duff), is conducting job progress meetings and performing construction management and inspection activities.

DELAWARE RIVER JOINT TOLL BRIDGE COMMISSION

**October 30, 2017
PROJECT STATUS REPORT**

**CONSTRUCTION
Contract No. TS-687A**

At the May 22, 2017 Commissioners Meeting, the Commission awarded Contract TS-687A, Lower Trenton Toll-Supported Bridge, Replacement of Sign Lighting Elements to Carr & Duff, Inc. The Commission issued the full Notice to Proceed effective June 26, 2017.

A project kick-off meeting was held with Carr & Duff on July 14, 2017. Carr & Duff have commenced field activities and are currently performing tasks related to replacing the sign lighting elements.

LOWER TRENTON TOLL-SUPPORTED BRIDGE

**NJ APPROACH TRAFFIC SIGNAL UPGRADES
Contract No. C-627B-4**

French & Parrello Associates (FPA) reviewed material/equipment submittals from the contractor and provided either approval or comments to be addressed. Additional services included responding to Request for Information from the contractor. FPA met with Commission Staff on site to review the installation of new pedestrian signal heads on all four corners of the New Warren Street and William Trent Place intersection. The conduits beneath the roadway are full and new wiring cannot be pulled to support the additional signal heads. Upon further investigation with Carr & Duff, there are several existing wires within the conduit that are not being used. Therefore, FPA performed a change of plans to include the additional pedestrian signal heads using the existing wires. Carr & Duff will complete a continuity test on the wires at the time of installation to confirm that the wires are useable.

**Construction
Contract No. TS-699A**

Carr & Duff, Inc. (C&D) was awarded this contract at the Commission's March 2017 meeting and issued their full Notice to Proceed effective April 21, 2017.

During this reporting period C&D completed the punchlist items and installed two new traffic signs, completing all contract items with the exception of one UPS unit at the intersection of New Warren St. and William Trent Pl., which is being reordered to fit on the existing cabinet shelf. This new UPS unit should be installed by October 20, 2017.

A site meeting was held with C&D and the design engineer, French & Parrello (F&P), to discuss additional, out of scope, pedestrian signal upgrades at the intersection of New Warren St. and William Trent Pl. as requested by the Commission. F&P developed the change of plans for this additional work and these plans were issued to C&D with the request to provide their cost which, once negotiated, will be paid as a change order to this contract.

DELAWARE RIVER JOINT TOLL BRIDGE COMMISSION

**October 30, 2017
PROJECT STATUS REPORT**

SCUDDER FALLS BRIDGE REPLACEMENT PROJECT

**FINAL DESIGN
Contract No. C-660A**

During the September reporting period Michael Baker Jr., Incorporated (Baker) of Hamilton New Jersey, continued their coordination and support with the utility relocation effort in PA and NJ; continued to review and respond to various Requests for Information (RFIs) and submittals from the Contractor and the Construction Manager; and, attended the following meetings: two (2) T-668A Progress Meetings; an I-95/I-295 Re-designation Conference Call Meeting and, various technical meetings involving design issues with the contractor and CM-CI team.

**Construction
Contract No. T-668A**

Trumbull Corporation of Pittsburgh, PA (Trumbull) was awarded the Scudder Falls Bridge Replacement Construction Contract T-668A in the amount of \$396,000,000.00 at the Commission's January 30, 2017 Meeting. The Commission issued a full Notice to Proceed on March 3, 2017.

Coordination Meetings continued between the Contractor and the Commission's Project team to discuss Project schedule, progress, and planning for ongoing or upcoming construction activities. Trumbull continued to submit Requests for Information (RFI's) and make required project submittals throughout this reporting period. Trumbull and the Construction Manager (Hill/Jacobs) have also been coordinating the submittal and review of the preliminary construction schedule. The Preliminary Baseline Schedule was approved in August and subsequently updated in September. This schedule update is under review.

Ongoing construction activities continued, while new activities started up in PA, NJ and the Delaware River. Trumbull has work areas extending throughout the project limits in order to complete parallel activities on the project. The Main River Bridge trestle causeway in-river construction commenced from both the NJ and PA sides of the river in September. Main River Bridge Abutment and Pier 6 work in NJ, and Pier 1 in PA continued in September. The mitigation site for the relocation of the Peregrine Falcon nest was completed in late August. The new nest, support pole and foundation were installed during the last week of August, which was followed up with regulatory agency notification of the completed installation.

DELAWARE RIVER JOINT TOLL BRIDGE COMMISSION

October 30, 2017 PROJECT STATUS REPORT

CONSTRUCTION MANAGEMENT Contract No. CM-669A

At the October 31, 2016 Commissioners Meeting, the Commission awarded Contract No. CM-669A, Construction Management Services for the Scudder Falls Bridge Replacement project to Hill International (Hill) of Philadelphia, PA for an amount not-to-exceed \$25,015,066.98. Hill was provided with Notice of Award and Limited Notice to proceed on November 2, 2016. Hill was then issued a Full Notice to Proceed on January 31, 2017, in parallel with the award of the Scudder Falls Bridge Replacement Contract T-668A at the same meeting.

The Hill team continues to supply construction management personnel as necessary, monitor Trumbull's performance and progress, conduct bi-weekly progress meetings, oversee and coordinate the three (3) construction inspection firms, perform utility coordination in NJ & PA, perform schedule reviews, conduct bi-weekly scheduling meetings, maintain document control, perform health and safety inspections, adjust project staffing as required, address material testing and inspection plan requirements, prepare monthly contractor invoices and manage overall project budget.

Construction Inspection of PA Approach Contract No. CI-671A

This Contract is for Construction Inspection (CI) Professional Services for the PA Approach Roadway Improvements portion of the Scudder Falls Bridge Replacement Project, Contract T-668A. TRC Engineers, Inc. (TRC) of Plymouth Meeting, PA was awarded this contract at the February 27, 2017 Commissioners' Meeting; and issued a full Notice to Proceed effective March 29, 2017.

During this reporting period TRC continued supplying inspectors to work on the Project under the supervision of the Construction Manager with three (3) Inspectors on board. Additional Inspectors will be provided as the need arises based on the Contractor's schedule.

Construction Inspection of Main River Bridge Contract No. CI-672A

This Contract is for Construction Inspection (CI) Professional Services for the Main River Bridge portion of the Scudder Falls Bridge Replacement Project, Contract T-668A. WSP/Parsons Brinckerhoff, Incorporated (PB) of Lawrenceville, NJ was awarded this contract at the February 27, 2017 Commissioners' Meeting; and issued a full Notice to Proceed effective March 22, 2017.

During this reporting period PB continued supplying inspectors to work on the Project under the supervision of the Construction Manager with now four (4) inspectors on board with the latest one beginning on September 25, 2017. Additional Inspectors will be provided as the need arises based on the Contractor's schedule.

DELAWARE RIVER JOINT TOLL BRIDGE COMMISSION

October 30, 2017 PROJECT STATUS REPORT

Construction Inspection of NJ Approach
Contract No. CI-673A

This Contract is for Construction Inspection (CI) Professional Services for the NJ Approach Roadway Improvements portion of the Scudder Falls Bridge Replacement Project, Contract T-668A. Gannett Fleming, Inc. (GF) of South Plainfield, NJ was awarded this contract at the February 27, 2017 Commissioners' Meeting and issued a full Notice to Proceed effective March 29, 2017.

During this reporting period GF maintained the full inspection staff of five (5) inspectors to work on the New Jersey approach portion of this project under the supervision of the Construction Manager. GF inspectors are also performing the quality control tests on the concrete that is poured within the New Jersey approach portion of the project.

DMC SERVICES THROUGH T-668A CONSTRUCTION Task Order Assignment No. C-502A-2I

AECOM is providing DMC services during the construction of the Scudder Falls Bridge Replacement Project, Contract T-668A under this Task Order Assignment, which began on April 1, 2017.

The DMC Services include support to the Commission with the following: environmental agency coordination; environmental permitting; environmental monitoring services; Contracts C-660A and T-668A progress support; and, administration of the three (3) SFB Project Construction Inspection (CI) Contracts.

Environmental Agency Coordination – Continuous services provided Project-wide assistance with environmental activities including agency site visits; contractor inquiries associated with existing permits obtained by the Commission; and, monitoring and implementation of existing environmental mitigation stipulations associated with early project permits and agency agreements.

Environmental Permitting - In Pennsylvania, coordination was completed with the USACE and the PADEP for approval of the river access for the Peregrine Falcon nest box installation on the island. Approval was received from these agencies in July.

Environmental Monitoring Services – These services are required to take place throughout construction of the SFB Replacement Project to meet Project permit requirements. Services performed during this reporting period included installation of the acoustic monitoring devices on some of the existing river piers for monitoring short-nose sturgeon within the project area; and, weekly monitoring of the project site for compliance with environmental requirements. AECOM is also providing Archaeological Monitoring services for certain NJ excavation activities in conformance with the Project's Programmatic Agreement. They continue to monitor the contractor schedule for the archaeological monitoring of the Pier 6 excavation work in NJ, which is anticipated in early October.

DELAWARE RIVER JOINT TOLL BRIDGE COMMISSION

October 30, 2017

PROJECT STATUS REPORT

Contracts C-660A and T-668A Progress Support - DMC services during this reporting period included participation in the work flow for distributing the contactors submittals and requests for information; ongoing coordination with the Baker Team on RFI and contractor submittal responses; design and/or construction issue trouble-shooting and resolution support with involvement in the various technical issues meetings with the CM and the Contractor; ongoing utility relocation work and existing facility interface coordination support ; utility design coordination between the Commission's District 1 Administration Building Design and SFB Replacement Project construction projects; and, coordination with Commission Operations and ESS on maintenance of the existing equipment within the SFB Project construction zone. The DMC also coordinated the demolition work associated with the 1479 River Road garage in PA.

CI Contract Administration – As Project Managers, coordinated with the CI firms for the supplying of inspectors to the project as requested by the Construction Manager; administer the CI contracts and address any contractual needs.

SCUDDER FALLS BRIDGE REPLACEMENT PROJECT PA NOISE WALLS

**Construction Management
Contract No. CM-664A**

This Contract is for Construction Management (CM) Professional Services for the installation of sound barriers along the Pennsylvania approach to the Scudder Falls Bridge, Contract T-666A. Greenman Pedersen, Inc. (GPI) of Lebanon, NJ was awarded this contract at the February 29, 2016 Commissioners' Meeting; and issued a full Notice to Proceed effective March 18, 2016.

During this reporting period GPI completed developing the As Builts for Contract T-666A which concludes their CM tasks. This contract will be closed out upon receipt and processing of GPI's final invoice.

**Construction Inspection
Contract No. CI-665A**

This Contract is for Construction Inspection (CI) Professional Services associated with the installation of sound barriers along the Pennsylvania approach to the Scudder Falls Bridge, Contract T-666A. Jacobs Engineering Group, Inc. (Jacobs) was awarded this professional services contract at the Commission's May 2016 Meeting; and, issued a full Notice to Proceed effective June 17, 2016.

During this reporting period Jacobs submitted in their Final Invoice which is being processed and once fully processed this contract will be closed.

DELAWARE RIVER JOINT TOLL BRIDGE COMMISSION

**October 30, 2017
PROJECT STATUS REPORT**

SCUDDER FALLS BRIDGE REPLACEMENT PROJECT

PUBLIC INVOLVEMENT SERVICES

**FINAL DESIGN
Contract No. C-662A**

McCormick Taylor, Inc. (MT) was awarded this Public Involvement (PI) Contract at the Commission's September 28, 2015 Meeting, and issued Notice to Proceed effective October 29, 2015. A kickoff meeting was held with MT on November 25, 2015. The Commission provided comments to MT's draft PI plan and is awaiting a revised draft. MT has attended numerous C-660A progress meetings, and has successfully taken responsibility of maintaining the project hotline and website. MT organized and participated in the March 15, 2016 Open House/ No Net Loss Public Hearing held in Ewing Township and April 27, 2016 Pennsylvania Noise Walls Update Meeting. MT organized and participated in the July 19th & 21st District I Open House/Toll Hearings held in Ewing Township (NJ) and Lower Makefield Township (PA) respectively. MT also organized and participated in August 2nd & 4th District II Toll Hearings in Easton (PA) and Phillipsburg (NJ) respectively also and the August 9th & 11th District III Toll Hearings held in Montague (NJ) & East Stroudsburg (PA) respectively. MT has finalized the open house/toll hearing summary report from these events. MT's public involvement effort focuses on regularly communicating project activities to officials, stakeholders and the public, as well as informing motorists of near-term construction stage travel implications, performing public involvement initiatives and market research activities and development of discussion guides and analysis related the implementation of the new toll, and payment options related to All-Electronic Tolling. MT is also working on a new project specific logo and updated the project website.

CAPITAL PROGRAM MANAGEMENT CONSULTANT (CPMC) & DESIGN MANGEMENT CONSULTANT (DMC) SERVICES FOR THE I-95/SCUDDER FALLS BRIDGE IMPROVEMENT PROJECT

**CPMC SERVICES – YEAR 2016
Task Order Assignment No. C-502A-1L**

Task Order Assignment 502A-1L, Capital Program Management Consultant (CPMC) Services for 2016 began in July 2016. AECOM is currently providing one (1) part-time Project Manager to oversee and administer various design and construction projects that are being advanced in the Capital Improvement Program. During this reporting period, CPMC Staff continued to provide the management and oversight of Professional Services Contract C-644A, CM/CI Services Contract CM-644A, and Construction Contract T-644A for the I-78 Roadway Approach/Transition Slabs Rehabilitation and the Rehabilitation of the Cedarville Road Overpass; and, Resident Engineer services and support for construction Contract TS-699A Lower Trenton TSB Traffic Signal Equipment Upgrades.

DELAWARE RIVER JOINT TOLL BRIDGE COMMISSION

October 30, 2017

PROJECT STATUS REPORT

AECOM continues to provide technical support to the Commission in connection with its implementation of a more robust and cost-efficient WAN that supports both the ESS and internal DRJTBC network requirements involving a communication solution provider, managed services vendor and equipment supplier.

SCUDDER FALLS BRIDGE INTERIM DECK REPAIRS

Construction

Contract No. TS-677A

Sparwick Contracting, Inc. (SCI) completed all deck repairs and roadway striping by September 8, 2015. SCI's on-call and emergency spall repairs phase of the contract ended with the issuance of Notice to Proceed for the Scudder Falls Bridge Replacement project, T-668A on March 3, 2017.

During this reporting period, the Commission accepted SCI's cost proposal to demolish the back detached garage at the Commission's 1479 River Road property, in order to accommodate construction associated with the Scudder Falls Bridge Replacement project. Change Order No. 2 was executed and subsequently the garage demolition work was completed on September 22nd. SCI is scheduled to remove some trees and the filter sock on the Commission-owned property at 1510 River Road in PA on October 6, 2017 to complete the remaining work associated with Change Order No. 1 to their contract.

COMMISSION ADMINISTRATION BUILDING AT SCUDDER FALLS

Design

Contract No. C-707A

A conference call occurred to coordinate HazMat sampling of the existing Pool wall(s) at the 1799 House. Following this a Hazmat Report was completed and reviewed:

- The merits of an Advanced Work Package to eliminate the asbestos was discussed and agreed appropriate. This will allow the main project to bid more specifically with a focus on the required selective demolition of the additions, and significant alteration of the stone building, without the whole project becoming a Hazmat matter.
- An advanced work package for Asbestos removal has been prepared. It has been reviewed by the Commission Staff, and subsequently resubmitted.

A meeting focused on Interior Finishes and certain other design issues was conducted. A meeting was also held to review/discuss the Design Development / Preliminary Design Comments prepared by Commission Staff. Reactions and design updates have been addressed by the design team, and written responses are being finalized. For the IT Department Space, after a series of meetings and follow-up correspondence the configuration of the Server Room and adjacent spaces has been revised. Draft ESS Drawings have been submitted and Commission Staff have returned comments. The sculpture for the lobby was revised and a preferred option was selected.

DELAWARE RIVER JOINT TOLL BRIDGE COMMISSION

October 30, 2017

PROJECT STATUS REPORT

The design team was actively involved with team meetings between all disciplines. Product and system research has occurred, resulting in the coordinated “layering-on”, of additional information typical of the drawings and specifications for the Design Development / Preliminary Design Phase.

Additional surveys have taken place at the 1799 House as the design is advanced into the details of working drawings.

The design team reviewed the Scudder Falls Bridge change of plans for sanitary sewer, water and gas service installations. Additionally, stormwater drainage design is in progress.

Tree removal was decided to go out as an Advanced Work Package due to the tree cutting restrictions relative to the Indiana Bat. This advanced package was prepared.

NEW HOPE-LAMBERTVILLE TOLL BRIDGE FLOOR SYSTEM REHABILITATION DESIGN SERVICES Task Order Assignment No. C-702B-2

Commission staff completed its review and provided comments on the Preliminary Design for the implementation of structural steel repairs and/or strengthening as well as spot cleaning and painting structural steel and bearings within vicinity of deck joints. The Pre-Final Design was submitted by IH Engineers and is currently under review by Commission staff.

I-78 TOLL BRIDGE MAINTENANCE GARAGE PRELIMINARY, FINAL & POST DESIGN SERVICES C-508A

This contract is for Preliminary, Final and Post-Design Services for renovations and expansion at the I-78 Maintenance Garage as identified under a Task Order Assignment for Space Utilization Program and Concept Study provided by Buchart Horn, Inc. / BASCO Associates.

Burns Engineering Inc. (BE) was issued Notice of Award and Limited Notice to Proceed effective July 28, 2015, Final Design Submission and Bid Set were received on April 5, 2016, Bids were open on May 10th, reviewed by the Consultant, Commission Counsels and Contract Compliance and a Construction Contract Award was made at the June 2016 Regular Monthly Commission Meeting.

Consultant is currently providing Post Design services, reviewing Contractor's Request for Information, submittals, issuing Architectural Supplementary Instructions, and attending Bi-Weekly Progress Meetings.

DELAWARE RIVER JOINT TOLL BRIDGE COMMISSION

**October 30, 2017
PROJECT STATUS REPORT**

CODE COMPLIANCE PLAN REVIEW AND INSPECTIONS Task Order Assignment No. C-696A-1

Utilizing the Commission's current Facilities Task Order Agreement with Johnson, Mirmiran & Thompson (JMT), this Task Order Assignment is to provide Code Plan Reviews, and Code Compliance Inspections on as needed basis for the I-78 Maintenance Garage Expansion Project. Said services will be provided by a Commonwealth of Pennsylvania Department of Labor and Industry (PA L&I) Certified Third-Party Agency in the appropriate building trade categories and in accordance with the current Uniform Construction Code Inspection Procedures UCC-9.

Kick-Off Meeting was conducted with JMT on February 25, 2016, and the Consultant provided Peer and Code Plan reviews of the Pre-Final Design Submission, attended the pre-final design submission review meeting, reviewed and certified the Final Design Submission to confirm all comments have been addressed.

Consultant attended Construction Kick-Off meeting on July 12, 2016 and is currently attending periodic construction progress meeting and providing all required UCC inspections.

CONSTRUCTION MANAGEMENT SERVICES CM-508A

This contract is for Construction Management (CM) Services in connection with the renovations and expansion of I-78 Maintenance Garage Project. As part of the CM services the Consultant scope of work includes Constructability Review of the Bid Documents during the Pre-Construction phase of T-508A.

STV Inc. (STV) was issued Notice of Award and Limited Notice to Proceed effective March 1, 2016. A meeting was held with the Consultant on March 2nd to review the Commission's expectations of the consultant's services during the Pre-Construction phase of T-508A. Constructability Review was provided by the Consultant on the Pre-Final Design Submission, attended its design review meeting on March 21, and reviewed the Final Design Submission to confirm all comments have been addressed.

STV attended the Pre-Construction Meeting on July 12, 2016 and is currently providing construction field inspections, conducting bi-weekly progress meetings along with processing Architectural Supplementary Instructions, Contractor's Submittals and Request for Information as part of providing construction management services.

DELAWARE RIVER JOINT TOLL BRIDGE COMMISSION

**October 30, 2017
PROJECT STATUS REPORT**

**CONSTRUCTION
Contract No. T-508A**

Bracy Construction Inc., was awarded this construction contract at the Commission's June 2016 Meeting. Notice of Award and Limited Notice to Proceed letter was issued effective June 28, 2016. Pre-Construction Meeting was held on July 12th and a Notice to Proceed effective date of July 25th was issued in accordance with the Contract Specifications.

Contractor completed set-up of the field trailers and temporary facilities, set-up Erosion and Sediment Controls in accordance with the County Conservation District's approved permit, started the demolition activities for Phases 1 & 2 of the Project. Phase 1 Construction Substantial Completion was reached November 11, 2016 as relates to the Commission's salt, brine & magnesium chloride operation. Phase 2 footings, foundation walls, new bearing walls, steel erection under-slab utilities, floor slab, watertight, closing the new building, rough-ins and final mechanical, electrical, plumbing, security, fire alarm,

equipment and exterior veneer installation has been completed. Phase 3 site work, utilities and re-roofing the existing garage, welcome center and Toll Plaza has been completed, existing interior floor slab demolition, under-slab electrical and plumbing, and radiant heating floor slab poor has been completed, CMU partition walls, Mechanical, Electrical Plumbing rough-ins has been completed, wash bay footings, foundations and exterior CMU walls, floor slab, steel erection, and roof steel deck has been completed.

Construction activities are currently focused on Fuel Island reconstruction and new canteliver canopy construction, Toll Plaza canopy bridge catwalk connection to the welcome center and toll plaza HVAC installation along with above ceiling and final Mechanical, Electrical and Plumbing trade construction among other site incidental items and building systems' management under Phase 3 Construction.

I-78 BRIDGES AND APPROACH SLABS REHABILITATION

**Design
Contract No. C-644A**

Gannett Fleming, Inc. (GF) was awarded this design contract at the Commission's February 2016 Meeting and their Notice of Award/Limited Notice to Proceed was issued effective March 1, 2016. This design project is for the repair of various bridge, pavement and other miscellaneous deficiencies associated with the 13 bridges and approach roadways located within the DRJTBC's jurisdiction on I-78.

During this reporting period, GF continued their post-design phase services of this contract, responding to RFIs and reviewing submittals and attending contractor progress meetings as necessary.

DELAWARE RIVER JOINT TOLL BRIDGE COMMISSION

October 30, 2017 PROJECT STATUS REPORT

Construction Management/Construction Inspection Contract No. CM-644A

Greenman-Pedersen, Inc. (GPI) was awarded this Construction Management/Construction Inspection contract at the Commission's April 2017 Meeting with the Notice to Proceed issued effective May 24, 2017.

During this reporting period, GPI conducted three (3) Schedule Update/Progress Meetings and one (1) Blast Cleaning/Painting Pre-Activity Meeting with the contractor, J.D. Eckman (JDE). GPI provided comments to, and accepted, three (3) schedule updates, tracked RFIs, correspondence, submittals and shop drawings. GPI's current staff includes the Resident Engineer and one (1) paint inspector in addition to the part time Project Manager.

Construction Contract No. T-644A

J.D. Eckman, Inc. (JDE) was awarded this Construction contract at the Commission's April 2017 Meeting with the Notice of Award/Limited Notice to Proceed issued effective April 26, 2017. JDE received full Notice to Proceed effective May 22, 2017.

During this reporting period, JDE participated in three (3) Schedule Update/Progress Meetings and one (1) Pre-Activity Meeting. JDE mobilized to the site, dug test pits at the various bridge approach slabs, milled and paved shoulder rumble strips at traffic shift locations and installed the bridge blast cleaning containment system at the Carpentersville overpass bridge. JDE continued submitting RFIs, submittals, shop drawings, lane closure notifications and schedule updates.

RESTRIPING OF THE MERGE LANES EXITING THE I-78 TOLL PLAZA

Design Task Order Agreement Contract No. C-628A-8

Dewberry Engineers, Inc. (DE), through a standing Consultant Engineer Agreement, was requested to provide Engineering Services to design modifications to the existing striping of the merge area west of the I-78 westbound toll plaza. DE was requested to utilize Malick & Scherer, PC. (M&S) for this design effort due to their current involvement as a sub-consultant to Gannett Fleming on the C-644A I-78 Bridges and Approach Slab Rehabilitation Project, whose tasks include the restriping of the entire I-78 mainline located within the DRJTBC's jurisdiction. The purpose of this restriping design is to provide dedicated through lanes for the two left ORT E-Z Pass lanes continuing after the toll plaza, and have the four right toll lanes merge with the right high speed lane in the vicinity of the Morgan Hill Road Interchange.

DELAWARE RIVER JOINT TOLL BRIDGE COMMISSION

October 30, 2017

PROJECT STATUS REPORT

This design has been incorporated into the I-78 Bridges & Approach Slab Rehabilitation Construction Contract T-644A by Gannett Fleming, under Professional Services contract C-644A.

During this reporting period, M&S continued their post-design services phase of this Task Order Assignment for construction contract T-644A.

EASTON-PHILLIPSBURG TOLL BRIDGE

SALT STORAGE FACILITY CONCEPT STUDY

Task Order Assignment No. C-702B-1

This Task Order Assignment is to perform a feasibility study for constructing a new salt storage facility to meet the needs at E-P Toll Bridge and to evaluate three potential sites for placement.

Field assessments were performed in March and a draft feasibility report was submitted in April. Comments have been generated and shared with the Consultant. The Commission's comments have been addressed in the final report. A task order problem statement requesting final design and post design services has been forwarded to IH Engineers.

MILFORD-MONTAGUE TOLL BRIDGE

SALT STORAGE FACILITY - DESIGN

Task Order Assignment No. C-702B-4

IH Engineers was issued Notice to Proceed effective June 23, 2017. A project kick-off meeting was held with IH on July 23, 2017 with operations and supervisory staff in attendance. This Task Order Assignment is to perform final design for constructing a new salt storage facility to meet the needs at M-M Toll Bridge in the general footprint of the existing damaged/undersized building.

Field assessments by the IH team were performed on June 27, 2017. IH prepared a final design and provided the Commission construction bid documents.

DELAWARE RIVER JOINT TOLL BRIDGE COMMISSION

**October 30, 2017
PROJECT STATUS REPORT**

**CONSTRUCTION
Contract No. T-717A**

At the September 25, 2017 Commissioners Meeting, the Commission awarded Contract T-717A, Milford-Montague Toll Bridge, Salt Storage Building to Bracy Construction, Inc. The Commission issued a Limited Notice to Proceed effective September 25, 2017.

An on-site project coordination meeting was held with Bracy and their subcontractors on October 3, 2017.

APPROACH ROADWAY IMPROVEMENTS AT THE CENTRE BRIDGE – STOCKTON, NEW HOPE – LAMBERTVILLE, AND UHLERSTOWN – FRENCHTOWN TOLL-SUPPORTED BRIDGES

**(DESIGN)
Task Order Assignment C-715A-1**

Under this Task Order Assignment (TOA) the Consultant, Pennoni, Inc. (Pennoni), is providing professional services for the design of approach roadway improvements at the Centre Bridge – Stockton, New Hope – Lambertville, and Uhlerstown – Frenchtown Toll-Supported Bridges. Improvements include select roadway repaving, re-striping, three (3) ADA ramps, replacement of six (6) inlets, curbing repair and patching/coating of a retaining wall. Notice to proceed was given on September 25, 2017. A kick off meeting was held on October 3, 2017. Field visits occurred September 28 through October 3.

DISTRICT 2 AND 3

PHASE 1 TOLL COLLECTION COUNTING FACILITIES

**PRELIMINARY, FINAL & POST DESIGN SERVICES
C-696B-1**

Utilizing the Commission standing Consulting Engineer Task Order Agreement with French & Parrello Associates (FPA), this Task Order Assignment is to obtain engineering preliminary, final, and post design services to support the Commission needs for Toll Counting facilities at I-78, Easton Philipsburg, and Delaware Water Gap Toll Bridge Facilities.

As a part of a fast track implementation plan, Kick-Off Meeting was conducted with FPA on October 20, 2016, at which time the Consultant provided pre-schematic design sketches to expedite Commission's input on the same. The Consultant collected Project related record documents after this meeting, conducted site visits on October 25th at all three locations. Schematic Design Submission was received on November 9th, 2016 and a submission review meeting was held on November 14th sharing the Commission's comments with the Consultant. Final Design Submission was received December 30, 2016

DELAWARE RIVER JOINT TOLL BRIDGE COMMISSION

October 30, 2017

PROJECT STATUS REPORT

and a design submission review meeting was conducted on January 9, 2017 and revised documents were received January 19, 2017.

ELECTRONIC SURVEILLANCE / DETECTION SYSTEM

ESS MAINTENANCE CONTRACT

Contract No. DB-575A

Schneider Electric Building Americas, Inc. continues to provide maintenance services in support of the Electronic Surveillance / Detection System under the direction of the Commission's Electronic Security and Surveillance Staff, who operate the system from the Primary Control Center located at the New Jersey State Police's Regional Operation and Information Center (ROIC) in West Trenton, New Jersey.

WIRELESS VIDEO NETWORK SPECIFICATION AND PEER REVIEW

Contract No. C-621A-5

Sentinel Consulting is supporting the Commission's efforts on upgrading the wireless communication system at the I-78/611 site to address current and future needs. Review comments for the wireless survey report were provided to Schneider Electric Building Americas, Inc.

ELECTRONIC TOLL COLLECTION SYSTEM

DESIGN-BUILD

Contract No. DB-427

In-Lane Toll System Design-Build-Maintain Project TO-427C

This agreement is closed.

DB-584

Customer Service Center/Violation Processing Center Project

The design of the new NJ Customer Service Center (CSC) is on-going. The New Jersey Turnpike Authority (NJTA), as the lead agency, is facilitating all meetings with the other agencies and Xerox. The CSC is expected to go live in October 2017.

DELAWARE RIVER JOINT TOLL BRIDGE COMMISSION

**October 30, 2017
PROJECT STATUS REPORT**

TRAFFIC COUNT PROGRAM UPGRADE DR-550A

A Purchase Order was issued to Signal Service, Inc., West Chester, PA for the traffic counters, server and additional materials. Signal Service is a member of the Pennsylvania Department of General Services COSTARS Program (Cooperative Purchasing Contract No. 4400012659). The COSTARS Program sets the pricing for the traffic counters, auxiliary equipment, and software to be purchased.

A training session was completed for Commission staff on the use of the TrafiAlert program. The server currently resides with Signal Service for on-going configuration and we are accessing the data remotely. RTI is upgrading the software on the server. Upon completion of the upgrade, the server will be delivered to the Commission.

A field training session is being plan for the eight (8) Commission Maintenance staff members who are also members of the Traffic Count team.

ELECTRONIC TOLL COLLECTION SYSTEM REPLACEMENT DESIGN, BUILD AND MAINTAIN Contract No. DB-540A

Revisions to the Disaster Recovery Plan and the Maintenance Plan to address review comments is on-going.

TransCore is addressing punch list items, final project documentation and as-built drawings. Project Provisional Acceptance was issued on August 16, 2017 and the project is transitioning into the maintenance phase.

ELECTRONIC TOLL COLLECTION SYSTEM REPLACEMENT DESIGN, BUILD AND MAINTAIN Contract No. TO-540A

Commission Staff, TansCore and representatives from the RK&K team met to conduct a monthly maintenance meeting.

DELAWARE RIVER JOINT TOLL BRIDGE COMMISSION

**October 30, 2017
PROJECT STATUS REPORT**

ELECTRONIC TOLL COLLECTION / TOLLING TASK ORDER CONSULTANT

**ELL ELECTRONIC TOLLING (AET) WHITE PAPER
Task Order Assignment No. C-701A-2**

RK&K prepared a draft white paper that explains the purpose and process to assess the feasibility of all electronic tolling (AET) at the Commission's existing toll bridges. The paper explains the various issues that must be studied and documented as part of an AET study at each bridge individually, and to the Commission's system as a whole, to assess the feasibility of converting from traditional mixed-mode toll collection to AET. The paper explains the broad policy issues that must be considered to support an AET conversion. RK&K prepared a presentation that summarizes the white paper and reviewed it with Commission Staff. The white paper was presented at the September 2017 Committee Meeting.

TOLL SYSTEM PERFORMANCE REVIEW AND AUDIT / OPERATIONAL ASSESSMENT

Task Order Assignment No. C-701A-3

TransCore completed the transition of the Commission's electronic toll collection system. During the transition, system commissioning tests were performed and the Commission conducted on-going reviews of system performance on an ad-hoc basis, identifying issues for TransCore to review and resolve. As part of the Technical Requirements an Operational Test is required to ensure that the software and hardware function with intended and required availability and performance. Under this task order assignment, the RK&K team will verify that the toll system accurately calculates toll charges, accurately processes violations, E-ZPass transactions, vehicle classification and license plate capture.

RK&K provided a draft report summarizing their findings from review of transactions that occurred from September 18th to the 24th. The report is under review by Commission Staff.

TOLL PLAZA SIGN REPLACEMENT DESIGN

Task Order Assignment No. C-621A-3

There is no activity to report for this month.

DELAWARE RIVER JOINT TOLL BRIDGE COMMISSION

**October 30, 2017
PROJECT STATUS REPORT**

LEVEL 3 – INVESTMENT GRADE TRAFFIC AND REVENUE FORECASTS

Contract No. C-549AR

There is no activity on this project to report.

BRIDGE MONITORING SYSTEM DESIGN FOR SELECT BRIDGES Task Order Assignment C-628B-6

Under this Task Order Assignment (TOA) the Consultant, the Louis Berger Group, Inc. (Berger), is providing professional services for the design of the installation of overweight / oversized vehicle detection linked to alarms, signage and camera to discourage the passage of these vehicles over selected bridges. Notice to proceed was given on December 15, 2015; kick off meeting was held on January 15, 2016. Existing plans were transmitted to Consultant in order to start construction plan preparation. Consultant conducted field visits to all five bridge sites February 18 & 19, 2016. A Meeting was held with IT and ESS on March 7, 2016 to discuss possible location of over height sensors and connectivity to existing communication systems. Plans showing proposed location of over height sensors, cameras and new weight restriction signing have been submitted and reviewed.

Based on review comments, locations will be adjusted and a field meeting with ESS will be scheduled to verify and finalize camera locations. Due to the departure of personnel, Berger submitted the name and qualifications of a new project manager which has been accepted by the Commission. Meeting is being scheduled to revise scope and discuss utilization of new communication infrastructure. As a result of the recent critical fracture of a truss member resulting in the closing of a PA Turnpike bridge, the scope of this contract was expanded. It has been decided to install sensors on all five bridges in the task order and to add the Milford Montague Bridge to the assignment. A revised scoping meeting was held on February 28th and a revised cost will be submitted. Cost for revised scope was submitted March 22 and was deemed excessive. Revised cost estimate was submitted on March 28 and has been accepted. Final plan submission is scheduled for October 2017.

BUILDINGS & FACILITIES ENERGY CONSERVATION MEASURES

PRELIMINARY, FINAL & POST DESIGN SERVICES C-657A-3

Utilizing the Commission standing Consulting Engineer Task Order Agreement with Joseph Jingoli & Son, Inc. (JJS), this Task Order Assignment is to obtain engineering preliminary, final, and post design services to implement the Energy Conservation Measures (ECM) identified in an ASHRAE Level 3 Energy Audit prepared under Task Order Assignment No. C-657A-1 at all of the Commission's seven (7) Toll Bridge facilities.

A Kick-Off Meeting was conducted with JJS on November 21, 2016, record room site visits, and field surveys of the seven toll bridges has been completed. Progress meeting

DELAWARE RIVER JOINT TOLL BRIDGE COMMISSION

October 30, 2017

PROJECT STATUS REPORT

was conducted on February 1, 2017, reporting field observations and conditions in advance of a Schematic Design submission was received February 28, 2017 and a design review meeting was conducted with the consultant on March 21, and a Final Submission was received on April 24, 201 addressing Commission's comments. Public Bid Advertisements for an Electrical and a Mechanical Construction Contracts were posted on May 9th, bids were publically opened on June 8th & June 13th respectively. Bids received from the low bidder of each Contract was reviewed by JJS, Commission Staff and Counsels, and found to be responsive. Construction Contracts Awards were made for each of the two (2) Contracts at the Commission's June 26th regular Monthly Meeting and Consultant is currently providing Post Design Services preparing Conformed Contract Documents.

CONSTRUCTION

Contract No. T-645A

MJF Construction Inc., was awarded this construction contract at the Commission's June 2017 Meeting. Notice of Award and Limited Notice to Proceed letter was issued effective June 27, 2017. Notice to Proceed effective date of July 24th was issued in accordance with the Contract Specifications and Pre-Construction Meeting was held on July 27th.

Contractor currently preparing submittals for review by the engineers and performing site reconnaissance at Each Toll Bridge facility.

CONSTRUCTION

Contract No. T-645B

Schneider Electric Buildings Americas, Inc., was awarded this construction contract at the Commission's June 2017 Meeting. Notice of Award and Limited Notice to Proceed letter was issued effective June 27, 2017. Pre-Construction Meeting was held on August 11th and a Notice to Proceed effective date of August 16th was issued.

Contractor currently preparing submittals for review by the engineers and performing site reconnaissance at Each Toll Bridge facility.

GENERAL ENGINEERING CONSULTANT 2015-2018

ANNUAL INSPECTIONS

C-684A

As the Commission's General Engineering Consultant (GEC), Cherry, Weber & Associates (CWA) is providing Annual Inspection Services for the Toll-Supported Bridges in 2016. CWA was provided with Notice to Proceed on March 23, 2015. On November 21, 2016, the Commission, via Resolution 3090-11-16, extended CWA's contract to perform GEC services and inspections in 2017 & 2018. A kick-off meeting was held on March 21st, 2017 for the 2017 Toll Bridge Inspections at the Delaware Water Gap Toll Bridge Administration Building and attended by representatives from District 1, District 2, District 3, Operations, Engineering, and CWA. A progress meeting was held on June 9.

DELAWARE RIVER JOINT TOLL BRIDGE COMMISSION

October 30, 2017 PROJECT STATUS REPORT

Interim inspections have been completed at all of the required (load posted) Toll-Supported Bridges and Inspections of all seven (7) Toll Bridges have been completed. The draft Maintenance Report was submitted on September 8 and is currently under review by Commission Maintenance & Operations. Review meetings are scheduled for the week of October 11. The draft Annual Inspection Report was submitted on September 25 and it is currently under review by Engineering. Sign retro-reflectivity inspections are tentatively scheduled for the second week in October.

2015-2016 TRAFFIC ENGINEERING CONSULTANT Contract No. C-686A

Commission staff issued a Consultant Agreement Modification to Penmoni Associates to extend services by two (2) additional two (2) year cycles, for professional engineering services for the preparation of the Annual Traffic Engineering Report.

CPMC COMMUNICATIONS INFRASTRUCTURE SUPPORT SERVICES Task Order Assignment No. C-502A-1K

Comcast Cable Communications Management LLC, the Commission's communication solution provider, and their partners continue with constructing communication infrastructure. The second phase of implementation was substantially completed on October 1, 2017 providing redundancy to eight sites.

CDW-G, the Commission's WAN equipment management vendor, is providing onboarding services involving the planning, design and configuration of network router hardware and software.

AECOM is providing technical support to the Commission in connection with its implementation of a more robust and cost efficient WAN that supports both the ESS and internal DRJTBC network requirements involving a communication solution provider, managed services vendor and equipment supplier.

DELAWARE RIVER JOINT TOLL BRIDGE COMMISSION

Meeting of October 30, 2017

OPERATIONS

The following Pages reflect the reports on those items assigned to the Operations Department. Each item is reported separately and page numbered accordingly.

DELAWARE RIVER JOINT TOLL BRIDGE COMMISSION
Meeting of October 30, 2017

OPERATION REPORT INDEX
FOR
DEPARTMENT OF SECURITY, SAFETY & TRAINING

SUBJECT	DESCRIPTION	PAGE NUMBER
Department of Security, Safety & Training	Month of September Status Reports	1-16

DELAWARE RIVER JOINT TOLL BRIDGE COMMISSION
Meeting of October 30, 2017

SS&T September Activity Report

Members of the Security, Safety and Training Department participated in and/or facilitated the following for the month of September.

- 09-01 Coordinated First Aid/BBP Training for Bridge Monitors at EP. (Instructor Sgt. Fey)
- 09-07 Participated in the staff meeting at NH.
- 09-07 Facilitated promotional training for candidates testing for the position of Corporal.
- 09-13 Conducted informal counseling of an employee.
- 09-14 Proctor the corporal exam with IT personnel at NH.
- 09-14 Attended 1st responder/OIC vehicle meeting at NH.
- 09-17 Monitor protestor activity at Lumberville/Raven Rock Pedestrian Bridge. (Pipeline)
- 09-19 Attended maintenance recognition luncheon at EP.
- 09-21 Attend WPSC Meeting at EP.
- 09-21 Formal counseling of an employee at NH Administration Building.
- 09-25 Coordinated SP representation for the monthly commission meeting held at NH.
- 09-27 Attended Carfentanyl seminar at NH Administration Building along with ESS Personnel.
- 09-27 Attended vehicle/equipment request meeting at NH.
- 09-28 Attended maintenance recognition luncheon at DWG.

DELAWARE RIVER JOINT TOLL BRIDGE COMMISSION
Meeting of October 30, 2017

Daily Activities Include the Following

- Scheduling of State Police coverage for requested details which include but are not limited to safety/camera cleaning, lane closing, etc.
- Continued coordination of supplementary patrols with SP agencies to slow down traffic at various toll facilities. (Visibility details etc.)
- Coordinated/obtained accident reports from State Police liaisons as requested.
- Conducted background checks for DRJTBC new hires.
- Processing of State Police monthly invoices.

September 2017 SP Stat Report

Bridges	N/R Accidents		Traffic Accidents		Motorist Assists		Other	
	NJ	PA	NJ	PA	NJ	PA	NJ	PA
Milford-Montague 40	-	0	0	0	0	0	1	0
Delaware Water Gap 41		0	1	1	0	1	0	7
Portland Pedestrian 42	-	0	-	0	-	0	0	1
Portland-Columbia 43		0	2	0	1	0	0	1
Riverton - Belvidere 44	-	0	0	0	0	0	3	1
Rt 22 BP 45		1	1	2	0	0	59	0
Northampton St 46	-	0	0	0	0	0	0	3
I-78 47		4	4	1	1	4	0	9
Riegelsville 48	-	1	0	0	0	0	4	0
Upper Black Eddy Milford 49		0	0	0	0	0	0	1
Uhlerstown Frenchtown 50	-	0	0	0	0	0	1	1
Lumbersville Raven Rock 51		0		0		0	1	1
Centre Bridge Stockton 52	-	0	0	0	0	0	0	0
New Hope Lambertville Toll 53		0	0	0	0	0	1	1
New Hope Lambertville 54	-	0	0	0	0	0	11	1
Washington Crossing 55		0	0	1	0	0	3	0
Scudder Falls 56	-	0	0	0	1	0	0	3
Calhoun St 57		0	0	0	0	0	0	0
Lower Trenton 58	-	0	0	0	0	0	0	1
Morrisville Trenton 59		0	2	0	1	0	0	0

	Citations	Warnings	Security Checks
New Jersey State Police	66	25	316
Pennsylvania State Police	54	21	438



Incident Overweight Turnarounds Monthly

Report Contains Date from: 8/1/2017 - 8/31/2017

Date Printed: 10/4/2017

Calhoun Street	Total: 24
Centre Bridge Stockton	Total: 12
New Hope Lambertville TSB	Total: 92
Northampton Street	Total: 389
Riegelsville	Total: 135
Riverton - Belvidere	Total: 47
Uhlertown - Frenchtown	Total: 10
Washington Crossing	Total: 8
Total All Bridge	717

DELAWARE RIVER JOINT TOLL BRIDGE COMMISSION

MONTHLY ACTIVITY SERVICES RENDERED REPORT

MONTH		September		BRIDGE		Portland-Columbia (Ped)			
		YEAR		2017					
ACTIVITY/SERVICE	WEEK OF	2-Sep	WEEK OF	9-Sep	WEEK OF	16-Sep	WEEK OF	23-Sep	TOTAL
Disabled Vehicle Removal									0
Shift/Hours On Duty									0
Patrols/Crossovers									0
Complaints Received									0
Co-Operation W/Other Agencies									0
Services Rendered									0
First Aid									0
Advisories: Pedestrians, Bikers & Automobiles									0
Traffic Control Assistance									0
River Readings									0
Vehicles Refused Passage									0
Medical Emergencies (911 Calls)									0
Calls For Assistance (State Police)									0
NOTES:									

DELAWARE RIVER JOINT TOLL BRIDGE COMMISSION

MONTHLY ACTIVITY SERVICES RENDERED REPORT

BRIDGE Belvidere-Riverton									
MONTH September		YEAR 2017							
ACTIVITY/SERVICE	WEEK OF	2-Sep	WEEK OF	9-Sep	WEEK OF	16-Sep	WEEK OF	23-Sep	TOTAL
Disabled Vehicle Removal		0		0		0			0
Shift/Hours On Duty		168		168		168		168	672
Patrols/Crossovers		85		83		82		87	337
Complaints Received		0		0		0		0	0
Co-Operation W/Other Agencies		11		7		5		6	29
Services Rendered		9		5		9		5	28
First Aid		0		0		0		0	0
Advisories: Pedestrians, Bikers & Automobiles		33		21		37		36	127
Traffic Control Assistance		3		9		7		4	23
River Readings		0		0		0		0	0
Vehicles Refused Passage		15		16		16		12	59
Medical Emergencies (911 Calls)		0		0		0		0	0
Calls For Assistance (State Police)		1		2		0		0	3
NOTES:									

DELAWARE RIVER JOINT TOLL BRIDGE COMMISSION
MONTHLY ACTIVITY SERVICES RENDERED REPORT

BRIDGE Frenchtown-Uhlerstown									
MONTH <u>September</u>		YEAR <u>2017</u>							
ACTIVITY/SERVICE	WEEK OF	2-Sep	WEEK OF	9-Sep	WEEK OF	16-Sep	WEEK OF	23-Sep	TOTAL
Disabled Vehicle Removal		0		0		0		0	0
Shift/Hours On Duty		24		20		8		16	68
Patrols/Crossovers		12		11		4		8	35
Complaints Received		0		0		0		0	0
Co-Operation W/Other Agencies		7		7		0		2	16
Services Rendered		9		25		0		4	38
First Aid		0		0		0		0	0
Advisories: Pedestrians, Bikers & Automobiles		4		10		0		1	15
Traffic Control Assistance		12		21		0		6	39
River Readings		0		0		0		0	0
Vehicles Refused Passage		2		0		0		1	3
Medical Emergencies (911 Calls)		0		0		0		0	0
Calls For Assistance (State Police)		0		0		0		0	0
NOTES:									

DELAWARE RIVER JOINT TOLL BRIDGE COMMISSION

MONTHLY ACTIVITY SERVICES RENDERED REPORT

MONTH <u>September</u>			BRIDGE <u>Milford-Upper Black Eddy</u>		YEAR <u>2017</u>				
ACTIVITY/SERVICE	WEEK OF	2-Sep	WEEK OF	9-Sep	WEEK OF	16-Sep	WEEK OF	23-Sep	TOTAL
Disabled Vehicle Removal						0			0
Shift/Hours On Duty						8			8
Patrols/Crossovers						4			4
Complaints Received						0			0
Co-Operation W/Other Agencies						0			0
Services Rendered						1			1
First Aid						0			0
Advisories: Pedestrians, Bikers & Automobiles						1			1
Traffic Control Assistance						1			1
River Readings						0			0
Vehicles Refused Passage						0			0
Medical Emergencies (911 Calls)						0			0
Calls For Assistance (State Police)						0			0
NOTES:									

DELAWARE RIVER JOINT TOLL BRIDGE COMMISSION

MONTHLY ACTIVITY SERVICES RENDERED REPORT

BRIDGE Riegelsville

MONTH	September	YEAR 2017							
ACTIVITY/SERVICE	WEEK OF	2-Sep	WEEK OF	9-Sep	WEEK OF	16-Sep	WEEK OF	23-Sep	TOTAL
Disabled Vehicle Removal		0		0		0		0	0
Shift/Hours On Duty		288		200		248		242	978
Patrols/Crossovers		182		135		125		118	560
Complaints Received		0		0		0		0	0
Co-Operation W/Other Agencies		53		57		34		61	205
Services Rendered		80		58		75		75	288
First Aid		0		0		0		0	0
Advisories: Pedestrians, Bikers & Automobiles		27		34		31		23	115
Traffic Control Assistance		29		85		33		37	184
River Readings		0		0		0		0	0
Vehicles Refused Passage		19		73		27		22	141
Medical Emergencies (911 Calls)		0		0		0		0	0
Calls For Assistance (State Police)		0		0		0		5	5
NOTES:									

NOTES:

DELAWARE RIVER JOINT TOLL BRIDGE COMMISSION

MONTHLY ACTIVITY SERVICES RENDERED REPORT

BRIDGE Northampton Street

MONTH <u>September</u>		YEAR 2017							
ACTIVITY/SERVICE	WEEK OF	2-Sep	WEEK OF	9-Sep	WEEK OF	16-Sep	WEEK OF	23-Sep	TOTAL
Disabled Vehicle Removal		0		1		0		0	1
Shift/Hours On Duty		336		324		304		336	1300
Patrols/Crossovers		173		162		148		173	656
Complaints Received		2		0		1		1	4
Co-Operation W/Other Agencies		47		49		46		65	207
Services Rendered		137		149		175		182	643
First Aid		0		0		0		0	0
Advisories: Pedestrians, Bikers & Automobiles		111		123		160		178	572
Traffic Control Assistance		45		48		77		45	215
River Readings		0		0		0		0	0
Vehicles Refused Passage		78		57		62		86	283
Medical Emergencies (911 Calls)		0		0		2		0	2
Calls For Assistance (State Police)		0		1		1		2	4
NOTES:									

DELAWARE RIVER JOINT TOLL BRIDGE COMMISSION

MONTHLY ACTIVITY SERVICES RENDERED REPORT

BRIDGE Center Bridge-Stockton

MONTH September

YEAR 2017

ACTIVITY/SERVICE	WEEK OF 9-SEP	WEEK OF 16-Sep	WEEK OF 23-Sep	WEEK OF 30-Sep	TOTAL
Disabled Vehicle Removal	0	0	0	0	0
Shift/Hours On Duty	32	16	8	8	64
Patrols/Crossovers	16	8	4	4	32
Other Inspections	0	0	0	0	0
Complaints Received	0	0	0	0	0
Co-Operation W/Other Agencies	1	0	0	0	1
Services Rendered	10	3	2	1	16
First Aid	0	0	0	0	0
Advisories: Pedestrians, Bikers & Automobiles	14	9	1	8	32
Traffic Control Assistance	0	0	0	0	0
River Readings	0	0	0	0	0
Vehicles Refused Passage	9	5	5	0	19
Medical Emergencies (911 Calls)	0	0	0	0	0
Calls For Assistance (State Police)	0	0	0	0	0
Other Incidents	0	0	0	0	0
NOTES:					

DELAWARE RIVER JOINT TOLL BRIDGE COMMISSION

MONTHLY ACTIVITY SERVICES RENDERED REPORT

BRIDGE New Hope-Lambertville

MONTH September

YEAR 2017

ACTIVITY/SERVICE	WEEK OF 9-Sep	WEEK OF 16-Sep	WEEK OF 23-Sep	WEEK OF 30-Sep	TOTAL
Disabled Vehicle Removal	0	0	0	0	0
Shift/Hours On Duty	432	336	336	336	1440
Patrols/Crossovers	170	135	133	115	553
Other Inspections	0	0	0	0	0
Complaints Received	0	1	0	0	1
Co-Operation W/Other Agencies	4	3	2	1	10
Services Rendered	37	29	24	20	110
First Aid	0	0	0	0	0
Advisories: Pedestrians, Bikers & Automobiles	65	58	68	54	245
Traffic Control Assistance	6	2	9	3	20
River Readings	0	0	0	0	0
Vehicles Refused Passage	24	14	14	8	60
Medical Emergencies (911 Calls)	0	0	0	0	0
Calls For Assistance (State Police)	1	0	1	0	2
Other Incidents	0	0	0	0	0

NOTES:

DELAWARE RIVER JOINT TOLL BRIDGE COMMISSION

MONTHLY ACTIVITY SERVICES RENDERED REPORT

BRIDGE Washington Crossing

MONTH	September	YEAR 2017			
ACTIVITY/SERVICE	WEEK OF 9-Sep	WEEK OF 16-Sep	WEEK OF 23-Sep	WEEK OF 30-Sep	TOTAL
Disabled Vehicle Removal	0	0	0	0	0
Shift/Hours On Duty	216	168	168	168	720
Patrols/Crossovers	78	67	79	70	294
Other Inspections	0	0	0	0	0
Complaints Received	0	0	0	0	0
Co-Operation W/Other Agencies	1	0	0	0	1
Services Rendered	15	15	11	14	55
First Aid	0	0	0	0	0
Advisories: Pedestrians, Bikers & Automobiles	0	4	9	8	21
Traffic Control Assistance	0	0	1	0	1
River Readings	0	0	0	0	0
Vehicles Refused Passage	1	0	1	0	2
Medical Emergencies (911 Calls)	0	0	0	0	0
Calls For Assistance (State Police)	0	0	0	0	0
Other Incidents	0	0	0	0	0
<u>NOTES:</u>					

DELAWARE RIVER JOINT TOLL BRIDGE COMMISSION

MONTHLY ACTIVITY SERVICES RENDERED REPORT

BRIDGE Calhoun Street

MONTH September

YEAR 2017

ACTIVITY/SERVICE	WEEK OF 9-Sep	WEEK OF 16-Sep	WEEK OF 23-Sep	WEEK OF 30-Sep	TOTAL
Disabled Vehicle Removal	0	0	0	1	1
Shift/Hours On Duty	423	336	336	336	1431
Patrols/Crossovers	135	112	96	98	441
Other Inspections	0	0	0	0	0
Complaints Received	0	1	2	0	3
Co-Operation W/Other Agencies	2	2	0	0	0
Services Rendered	9	3	5	12	29
First Aid	0	0	0	0	0
Advisories: Pedestrians, Bikers & Automobiles	43	26	18	0	87
Traffic Control Assistance	3	1	2	0	6
River Readings	0	0	0	0	0
Vehicles Refused Passage	0	10	20	0	30
Medical Emergencies (911 Calls)	0	0	0	0	0
Calls For Assistance (State Police)	0	1	0	0	1
Other Incidents	0	0	0	0	0

NOTES:

DELAWARE RIVER JOINT TOLL BRIDGE COMMISSION

MONTHLY ACTIVITY SERVICES RENDERED REPORT

BRIDGE Lower Trenton

MONTH September

YEAR 2017

ACTIVITY/SERVICE	WEEK OF 9-Sep	WEEK OF 16-Sep	WEEK OF 23-Sep	WEEK OF 30-Sep	TOTAL
Disabled Vehicle Removal	0	0	0	0	0
Shift/Hours On Duty	0	0	0	0	0
Patrols/Crossovers	0	0	0	0	0
Other Inspections	0	0	0	0	0
Complaints Received	0	0	0	0	0
Co-Operation W/Other Agencies	0	0	0	0	0
Services Rendered	0	0	0	0	0
First Aid	0	0	0	0	0
Advisories: Pedestrians, Bikers & Automobiles	0	0	0	0	0
Traffic Control Assistance	0	0	0	0	0
River Readings	0	0	0	0	0
Vehicles Refused Passage	0	0	0	0	0
Medical Emergencies (911 Calls)	0	0	0	0	0
Calls For Assistance (State Police)	0	0	0	0	0
Other Incidents	0	0	0	0	0

NOTES:

DELAWARE RIVER JOINT TOLL BRIDGE COMMISSION

MONTHLY ACTIVITY SERVICES RENDERED REPORT

BRIDGE Lumberville-Raven Rock (Ped)

MONTH September

YEAR 2017

ACTIVITY/SERVICE	WEEK OF 9-Sep	WEEK OF 16-Sep	WEEK OF 23-Sep	WEEK OF 30-Sep	TOTAL
Disabled Vehicle Removal	0	0	0	0	0
Shift/Hours On Duty	0	0	0	0	0
Patrols/Crossovers	0	0	0	0	0
Other Inspections	0	0	0	0	0
Complaints Received	0	0	0	0	0
Co-Operation W/Other Agencies	0	0	0	0	0
Services Rendered	0	0	0	0	0
First Aid	0	0	0	0	0
Advisories: Pedestrians, Bikers & Automobiles	0	0	0	0	0
Traffic Control Assistance	0	0	0	0	0
River Readings	0	0	0	0	0
Vehicles Refused Passage	0	0	0	0	0
Medical Emergencies (911 Calls)	0	0	0	0	0
Calls For Assistance (State Police)	0	0	0	0	0
Other Incidents	0	0	0	0	0

NOTES:

DELAWARE RIVER JOINT TOLL BRIDGE COMMISSION

Meeting of October 30, 2017

Operations Report Index

ELECTRONIC SECURITY AND SURVEILLANCE REPORT

Subject	Description	Page Numbers
Electronic Security and Surveillance	Status Report for the Month of September 2017	1 - 4

DELAWARE RIVER JOINT TOLL BRIDGE COMMISSION

Meeting of October 30, 2017

ELECTRONIC SECURITY AND SURVEILLANCE REPORT MONTH OF SEPTEMBER 2017

The below-listed items represent meetings, communications, tasks, and projects involving the Electronic Security and Surveillance Department:

Radio System

- During the month of September 2017, ESS personnel continued working to complete the radio upgrade. Negotiations to procure space on the Solebury tower continue.
- During the month of September 2017, negotiations to update the existing lease agreement with the owner of the Gravel Hill IR site continued. Although the Gravel Hill site is optimum, ESS personnel and NJ State Police radio personnel tested some alternatives that could be utilized if the Gravel Hill site is not utilized.
- ESS personnel alone, and in conjunction with the New Jersey State Police investigated various other DRJTBC radio issues both during and after normal working hours.
- ESS personnel continue to work with the Districts and IT to update the Cartegraph radio inventory database.

Access Control System

- During the month of September 2017, members of the ESS Department continued to work with Schneider Electric to cut over the toll facilities to the new access control system. To date, District I and District II facilities are complete.
- During the month of August 2017, it was discovered that there are several old pad locks being utilized in the Commission that are not on the new lock system. The new locks have been received and distributed.
- During the month of September 2017, ESS personnel worked with General Supply (Commission's locksmith) to address various lock issues.
- In September 2017, ESS personnel created ID badges and toll cards for new employees and consultants.

DELAWARE RIVER JOINT TOLL BRIDGE COMMISSION

Meeting of October 30, 2017

ELECTRONIC SECURITY AND SURVEILLANCE REPORT MONTH OF SEPTEMBER 2017

- During the month of September 2017, the ACS database was audited and the system was purged of invalid employees and contractor cards. Various other employee ACS rights were updated and/or changed at the request of supervisors.
- Various door alarms and ACS issues were addressed both during and after normal working hours.

ESS

- At the September 25, 2017, Commission Meeting, Schneider Electric was granted a fifth year extension to their ESS current contract.
- During the month of September 2017, ESS personnel continued to work with Schneider Electric on various new Capital Projects, pending projects and current construction projects.
- During the month of September 2017, ESS personnel continued working with Engineering on the new Scudder Falls facility and the renovations to the I-78 administration building.
- During the month of September 2017, Schneider Electric sent the Commission the camera designs and equipment layout for the Lumberville-Raven Rock Pedestrian Bridge and the generator install plan for the Portland-Columbia Pedestrian Bridge. The designs are currently under review. The I-78 camera design is still pending.
- During the month of September 2017, ESS personnel reviewed the camera locations for the toll counting and banking areas at Portland-Columbia and the Delaware Water Gap. One additional camera will be added to Portland-Columbia and the Delaware Water Gap ticket office is still under review.
- During the month of September 2017, ESS and Schneider Electric continued to work with Telegra analytics to test their system. Other options are also being explored.
- ESS personnel reviewed and purged the ESS video storage database that contains copies of videos requested by DRJTBC personnel and outside agencies.
- ESS personnel worked during, and after normal working hours on numerous ESS issues and problems raised by Commission members.

DELAWARE RIVER JOINT TOLL BRIDGE COMMISSION

Meeting of October 30, 2017

ELECTRONIC SECURITY AND SURVEILLANCE REPORT MONTH OF SEPTEMBER 2017

- The ESS Primary Control Center (PCC) continues to operate 24/7 and detected, documented, and assisted the District bridges with various emergencies, traffic, and security related incidents.
- During the month of September 2017, ESS personnel worked with several police departments and DRJTBC personnel on various inquiries and investigations. As a result, ESS personnel investigated and processed seven video requests. Please see the attached "ESS Request Video Report" for a summary of information on each request.

Miscellaneous

- On September 7, 2017, ESS personnel attended the DRJTBC Staff Meeting at the New Hope Executive Headquarters.
- On September 12, 2017, ESS personnel met with Genetec representatives at the Primary Control Center to review the capabilities of Genetec's Mission Control reporting feature.
- On September 18, 2017, ESS personnel met with District I to review their toll collection security procedures.
- On September 27, 2017, ESS personnel attended the capital procurement meeting for Operations.
- During the month of September 2017, ESS personnel worked with Engineering on the security system for the new Scudder Falls Administrative Building.
- During the month of September 2017, ESS personnel worked with Security, Safety and Training on various endeavors.
- During the month of September 2017, ESS personnel continued to work with Delmar Lock Company to design an acceptable cash fund locker.
- During the month of September 2017, a representative from Amtrak visited the Commission to view the ESS system.
- During the month of September 2017, ESS personnel met with Purchasing and District personnel to work toward a final design of the First Responder Vehicles.

ESS Request Video

Report Month: 9/1/2017- 9/30/2017

Report Run Date: 10/4/2017

ID	Request Date	Request Agency	Requestor	Location	Incident Type	DRJTBC Requestor
1402	9/3/17	ESS/DRJTBC	Ken Terry	Calhoun St.	Motor Vehicle Accident	Ken Terry
1403	9/3/17	DRJTBC	D Stites - PCC	DWG	Motor Vehicle Accident	Denis Stites
1406	9/20/17	Mercer County Prosecutor's Office		TM	Police Investigation	Matt Corrigan
1407	9/22/17	DRJTBC	Sgt Catto	Washington Crossing	Hit & Run MVA	Kevin Clark
1408	9/25/17	Frenchtown PD	Pt/m. Young	Uhlertown-French town	Other	Matt Hartigan
1409	9/27/17	DRJTBC	SS/T Shawn Carmody	Uhlertown-French town	Motor Vehicle Accident	Nicholas Knechel
1410	9/27/17	DRJTBC	Matthew Jones	Northampton	Motor Vehicle Accident	Matt Jones

Total for Month: 7

DELAWARE RIVER JOINT TOLL BRIDGE COMMISSION

Meeting of October 30, 2017

**OPERATIONS REPORT INDEX
FOR
SUPPLEMENTAL PROJECTS REPORT**

SUBJECT	DESCRIPTION	PAGE NUMBER
Projects	Supplemental Projects Report-Overview Report of General Upkeep, Preventative Maintenance, Maintenance Projects and Update of Motor Assistance Program -- District I, II and III for the Month of September 2017	1-5

DELAWARE RIVER JOINT TOLL BRIDGE COMMISSION

Meeting of October 30, 2017

SUPPLEMENTAL PROJECTS REPORT

**OVERVIEW REPORT OF GENERAL UPKEEP, PREVENTATIVE MAINTENANCE,
MAINTENANCE PROJECTS AND UPDATE OF MOTOR ASSIST PROGRAM**

DISTRICT I, II AND III

MONTH OF SEPTEMBER 2017

Report as shown directly hereunder and have been submitted by Lendell Jones, Director of Plants and Facilities, to keep the Commission Members apprised of the above captioned items at all three districts.

District I**LeVar Talley, Superintendent****Jesse Cole, Acting Asst. Superintendent****Larry Dubin, Foreman of Maintenance, Trenton-Morrisville****Daniel Pascuillo, Foreman of Maintenance, New Hope-Lambertville****Trenton-Morrisville Toll Bridge**

Task	JAN	FEB	MAR	APR	MAY	JUN	JUL	AUG	SEP	OCT	NOV	DEC	Total Man-hours
Bridge Maintenance	0	0	16	24	200	96	24	8	0				368
Bldg./Facilities Maintenance	716	840	1,015	792	828	886	787	917	883				7,664
Grounds Maintenance	64	48	32	178	265	297	240	353	260				1,737
Road Maintenance	76	0	52	88	168	47	16	8	154				609
Snow/Ice Maintenance	307	188	196	0	0	0	0	0	0				691
Vehicle Maintenance	315	265	253	182	84	172	139	144	111				1,665
Miscellaneous	8	8	8	16	0	24	16	40	16				136
Total Man-hours	1,486	1,349	1,572	1,280	1,545	1,522	1,222	1,470	1,424	0	0	0.0	12,870

New Hope-Lambertville Toll Bridge

Task	JAN	FEB	MAR	APR	MAY	JUN	JUL	AUG	SEP	OCT	NOV	DEC	Total Man-hours
Bridge Maintenance	116	168	316	168	316	284	120	120	136				1,744
Bldg./Facilities Maintenance	708	708	684	670	742	742	590	808	620				6,272
Grounds Maintenance	64	72	88	276	246	360	430	478	448				2,462
Road Maintenance	80	32	46	40	306	184	92	106	160				1,046
Snow/Ice Maintenance	166	112	160	0	0	0	0	0	0				438
Vehicle Maintenance	56	28	32	56	24	24	72	84	60				436
Miscellaneous	104	40	40	40	32	72	48	64	60				500
Total Man-hours	1,294	1,160	1,366	1,250	1,666	1,666	1,352	1,660	1,484	0	0	0.0	12,898

Southern Division Toll Supported Bridges

Task	JAN	FEB	MAR	APR	MAY	JUN	JUL	AUG	SEP	OCT	NOV	DEC	Total Man-hours
Bridge Maintenance	32	88	144	80	232	319	100	64	84				1,143
Bldg./Facilities Maintenance	447	393	489	460	304	305	285	400	375				3,458
Grounds Maintenance	88	232	80	268	328	450	354	399	333				2,532
Road Maintenance	107	48	164	79	292	154	72	80	265				1,261
Snow/Ice Maintenance	146	113	119	0	0	0	0	0	0				378
Vehicle Maintenance	220	166	120	158	112	93	128	132	128				1,257
Miscellaneous	69	100	155	48	94	94	39	90	110				799
Total Man-hours	1,109	1,140	1,271	1,093	1,362	1,415	978	1,165	1,295	0	0	0.0	10,828

District II**James Shelly, Superintendent****Harry Brown, Asst. Superintendent****Robert Varju, Foreman of Maintenance, I-78****Mark W. Dilts, Foreman of Maintenance, Easton-Phillipsburg****Easton-Phillipsburg Toll Bridge**

Task	JAN	FEB	MAR	APR	MAY	JUN	JUL	AUG	SEP	OCT	NOV	DEC	Total Man-hours
Bridge Maintenance	32	56	72	236	257	491	204	264	76				1,688
Bldg./Facilities Maintenance	857	600	727	460	540	491	432	505	524				5,136
Grounds Maintenance	88	48	120	163	348	262	246	351	370				1,996
Road Maintenance	95	101	104	184	220	469	272	169	70				1,684
Snow/Ice Maintenance	156	156	282	0	0	0	0	0	0				594
Vehicle Maintenance	88	197	304	183	68	96	24	8	40				1,008
Miscellaneous	49	64	32	72	32	52	38	78	99				516
Total Man-hours	1,365	1,222	1,641	1,298	1,465	1,861	1,216	1,375	1,179	0	0	0	12,622

I-78 Toll Bridge

Task	JAN	FEB	MAR	APR	MAY	JUN	JUL	AUG	SEP	OCT	NOV	DEC	Total Man-hours
Bridge Maintenance	64	56	8	79	180	181	32	56	48				704
Bldg./Facilities Maintenance	827	854	1069	846	1,103	1,033	892	887	917				8,428
Grounds Maintenance	96	410	410	654	735	848	623	863	590				5,229
Road Maintenance	104	32	0	72	206	54	35	16	124				643
Snow/Ice Maintenance	702	288	460	0	0	0	0	0	0				1,450
Vehicle Maintenance	148	164	160	131	104	160	113	166	116				1,262
Miscellaneous	128	92	49	88	131	93	117	276	179				1,153
Total Man-hours	2,069	1,896	2,156	1,870	2,459	2,369	1,812	2,264	1,974	0	0	0	18,869

Northern Division Toll Supported Bridges

Task	JAN	FEB	MAR	APR	MAY	JUN	JUL	AUG	SEP	OCT	NOV	DEC	Total Man-hours
Bridge Maintenance	56	48	56	160	152	280	144	252	156				1,304
Bldg./Facilities Maintenance	546	389	476	285	336	82	52	68	124				2,358
Grounds Maintenance	88	78	159	168	352	343	224	307	326				2,045
Road Maintenance	88	64	104	180	176	250	208	136	98				1,304
Snow/Ice Maintenance	89	112	271	0	0	0	0	0	0				472
Vehicle Maintenance	139	152	184	144	134	161	144	128	132				1,318
Miscellaneous	0	0	0	8	16	0	0	0	0				24
Total Man-hours	1,006	843	1,250	945	1,166	1,116	772	891	836	0	0	0	8,825

District III**Michele Gara, Acting Superintendent****Richard Taitt, Assistant Superintendent****James Gower, Foreman of Maintenance****Portland-Columbia Toll Bridge**

Task	JAN	FEB	MAR	APR	MAY	JUN	JUL	AUG	SEP	OCT	NOV	DEC	Total Man-hours
Bridge Maintenance	16	8	56	64	127	96	0	8	24				399
Bldg./Facilities Maintenance	428	304	306	267	120	96	156	236	262				2,175
Grounds Maintenance	72	56	67	174	160	174	156	152	172				1,183
Road Maintenance	0	64	88	112	136	152	48	136	56				792
Snow/Ice Maintenance	40	117	193	0	0	0	0	0	0				350
Vehicle Maintenance	127	64	136	50	68	120	80	44	28				717
Miscellaneous	64	32	98	137	20	30	76	28	8				493
Total Man-hours	747	645	944	804	631	668	516	604	550	0	0	0	6,109

Delaware Water Gap Toll Bridge

Task	JAN	FEB	MAR	APR	MAY	JUN	JUL	AUG	SEP	OCT	NOV	DEC	Total Man-hours
Bridge Maintenance	0	8	0	0	208	0	32	0	12				260
Bldg./Facilities Maintenance	1,377	1317	1,100	1,248	1,176	1,192	936	1,144	1,080				10,570
Grounds Maintenance	56	32	146	0	8	224	184	240	128				1,018
Road Maintenance	32	32	32	24	104	96	152	32	92				596
Snow/Ice Maintenance	191	208	284	0	0	0	0	0	0				683
Vehicle Maintenance	176	160	248	168	160	192	144	172	136				1,556
Miscellaneous	80	88	56	16	48	8	64	32	8				400
Total Man-hours	1,912	1845	1,866	1,456	1,704	1,712	1,512	1,620	1,456	0	0	0	15,083

Milford-Montague Toll Bridge

Task	JAN	FEB	MAR	APR	MAY	JUN	JUL	AUG	SEP	OCT	NOV	DEC	Total Man-hours
Bridge Maintenance	0	0	0	32	166	0	16	0	48				262
Bldg./Facilities Maintenance	560	432	350	316	430	376	366	262	216				3,308
Grounds Maintenance	0	12	20	156	83	262	208	338	236				1,315
Road Maintenance	0	12	48	104	31	40	40	88	125				488
Snow/Ice Maintenance	100	116	171	0	0	0	0	0	0				387
Vehicle Maintenance	44	80	118	38	54	66	46	64	72				582
Miscellaneous	52	24	144	121	8	32	24	24	23				452
Total Man-hours	756	676	851	767	772	776	700	776	720	0	0	0	6,794



**Monthly Motor Assistance Program Report
September 2017**

			AAA Called	Tire Ass't	Cleared Vehicle	Unleaded Gas	Diesel Fuel	Jump Start	Radiator Fill	Washer Fill	Cell Phone	Traffic Control	Transport Motorist	Other
9/2017	1	TM	3		1							3		1
		Dist Total	3		1							3		1
	2	EP			4			1				3		1
		I78		4	2	1						7		4
		Dist Total		4	6	1		1				10		5
	3	DWG			1	3								
		MM	3			2						3		
		Dist Total	3		1	5						3		
		Grand Total	6	4	8	6		1				16		6

DELAWARE RIVER JOINT TOLL BRIDGE COMMISSION

Meeting of October 30, 2017

USE OF FACILITIES REQUEST REPORT

MONTH OF SEPTEMBER 2017

SUBJECT	DESCRIPTION	PAGE NUMBER
Use of Facilities	Use of Facilities Request-Month of September 2017	1

DELAWARE RIVER JOINT TOLL BRIDGE COMMISSION

Meeting of October 30, 2017

PROPERTY REPORT

Use of Commission Facilities

Facility	Organization	Date/Time	Description of Use
Northampton St. Toll Supported Bridge	City of Easton	September 1, 2017 through September 18, 2017	DII-UOF Riverside Festival of the Arts - Banner
Northampton St. Toll Supported Bridge	Warren County 4-H Renaissance Faire	August 24, 2017 through September 24, 2017	DII-UOF Warren County 4-H Renaissance Faire Banner

DELAWARE RIVER JOINT TOLL BRIDGE COMMISSION

Meeting of October 30, 2017

Operations Report Index

Plants and Facilities

SUBJECT	DESCRIPTION	PAGE NUMBER
Plants and Facilities	Status report Month of September, 2017	1-3

DELAWARE RIVER JOINT TOLL BRIDGE COMMISSION
Meeting of October 30, 2017

PLANTS AND FACILITIES REPORT
MONTH OF SEPTEMBER 2017

- Oversaw and monitored activities for the Motorist Assistance Program during the month of September, 2017. Forwarded the monthly report to the Executive Director of Operations.
- Attended C-657A-3 Buildings & Facilities Energy Conservation Measures Implementation Mechanical & Electrical Design meeting at New Hope Toll Bridge.
- Attended T-645B - Buildings & Facilities Energy Conservation Measures – Electrical / Lighting Bi-Weekly Progress Mtgs. Held at New Hope Toll Bridge Facility.
- Attended T-508A - I-78 Maintenance Garage Expansion Building Information Modeling update meeting held at New Hope Toll Bridge Facility.
- Attended meeting with District I, II and III staff to discuss 2017 Facility Capital projects list and make recommendations to assure completion of projects.
- Attended meeting to discuss CM-707A Construction Management Services Commission Administration Building at Scudder Falls TEC meeting at Trenton Morrisville Toll facility.
- Attended meeting CM-707A Construction Management Services Commission Administration Building at Scudder Falls (TEC/SSC Meeting) at Trenton Morrisville Toll Bridge.
- Easton-Phillipsburg and I-78 facility annual compliance testing for the underground storage tanks completed by Trammel Inc.
- Attended meeting to discuss the new First Responder/Officer in Charge vehicle options and make a site visit to the New Jersey State Police operations center to view state police vehicles.
- Attended conference call meeting to discuss 2018 Vehicle and Equipment Capital requests for District I

DELAWARE RIVER JOINT TOLL BRIDGE COMMISSION
Meeting of October 30, 2017

- Attended annual sweatshirt distribution hand out and luncheon held at Easton Phillipsburg Toll facility.
- Attended T-508A - I-78 - Maintenance Garage Expansion (Bi-Weekly Progress Mtg.) held at I-78 Toll Bridge Maintenance Facility.
- Completed a review of 2016 and 2017 Vehicles and Equipment Capital Budget procurements and forwarded final lists to purchasing department.
- Reviewed quotations for the new Street Sweeper purchase and forwarded recommendations to purchasing department for their review.
- Approved Integrity Mechanical to replace fuel pumps for the I-78 Boilers at the I-78 Administration Building.
- Reviewed and approved ongoing repairs by Elliot Lewis for the Trenton Morrisville Toll Bridge Administration building HVAC system.
- Attended the monthly Work Place Safety Committee Meeting held at Trenton-Morrisville Toll Bridge Facility.
- Reviewed and approved invoices for repairs submitted by Guide Rail/Attenuator contractor J. Fletcher Creamer for repairs completed at I-78, Easton Phillipsburg and Trenton Morrisville.
- Completed scope of work for the New Hope Lambertville facility capital project to resurface the maintenance garage floor and forwarded to purchasing department for their review.
- Reviewed and approved 2018 Facility Capital Project lists from District staff and forwarding to engineering department.
- Prepared monthly Plants and Facilities report for September 2017 Superintendents / Operations staff meeting held at New Hope Lambertville administration meeting.
- Reviewed the Accident Log/Property Damage Reports for the month of September, 2017. Forwarded the monthly report to the Director of Human Resources, Insurance Administrator, Comptroller and Deputy Executive Director of Operations.

DELAWARE RIVER JOINT TOLL BRIDGE COMMISSION
Meeting of October 30, 2017

- Continued site visits of Commission Facilities during the month of September, 2017 to review plant operations, maintenance procedures and related issues.
- Prepared and forwarded the report on Use of Commission Facilities for the month of September, 2017 to the Deputy Executive Director of Operations.

DELAWARE RIVER JOINT TOLL BRIDGE COMMISSION

Meeting of October 30, 2017

**OPERATIONS INDEX
FOR
INFORMATION TECHNOLOGY**

SUBJECT	DESCRIPTION	PAGE NUMBER
Information Technology	Status Report Month of September 2017	1

DELAWARE RIVER JOINT TOLL BRIDGE COMMISSION





Meeting of October 30, 2017

Information Technology Department Report

Month of September 2017


The following activities under the general heading of Information Technology were recently initiated, accomplished, or performed:

Helpdesk/Deployments:


-  Processed 89 work orders for the month of September.
-  Includes all software support, IT daily tasks, printer and desktop support, Intranet, news and job postings, telephone support, and form design/updates.
-  Includes configuration and deployment of desktops, laptops, and cell phones.
-  Includes MUNIS, Kronos, Cartegraph, and other Enterprise Software updates and maintenance, and EZ-Pass support.

Projects:


Kronos Upgrade:

-  Currently evaluating a plan to upgrade Kronos.


Office 2016 Upgrade:

-  Preparing for deployment of Office 2016.


WAN Upgrade:

-  Activated diverse circuits to 8 locations.

Telephone Upgrade:

-  We have installed a test system to begin evaluating the new proposed system.

Conduent Cut-Over:

-  We are working with Conduent to upgrade their connection to us which is used for tag-status updates and access to backend customer service applications.