



[Environmental Topics](#)

[Laws & Regulations](#)

[Report a Violation](#)

[About EPA](#)

[CONTACT US](#)

State Revolving Funds Public Portal Home

[Home](#) [Drinking Water \(DW\)](#) [Clean Water \(CW\)](#) [Combined \(DW and CW\) Report](#)

The SRF Public Portal allows users to view and download detailed SRF data through customizable reports.

Data visualizations for a subset of SRF Public Portal data, including priority areas, are available on the [SRF Public Dashboard](#), which is an interactive tool that allows users to engage with SRF public data more easily.

On this page:

- [What is the SRF Public Portal?](#)
- [Why do I want to use the SRF Public Portal?](#)
- [How do I use the SRF Public Portal?](#)



What is the SRF Public Portal?

The SRF Public Portal provides access to both summary data reports (DWSRF since 1997 and CWSRF since 1988) and detailed project specific data reports (since 2021) from official state submissions provided annually to EPA.

The DWSRF and CWSRF data displayed is from the Water Infrastructure Investment Tracking System (WIITS).

Future updates to the public portal will include additional data from EPA Office of Water programs.

SRF Public Dashboard

Explore the SRF Summary Data through user-friendly interactive visualizations!

- [SRF Public Dashboards](#)

[Back to Top](#)

Why do I want to use the SRF Public Portal?

The SRF Public Portal was created to provide SRF data in a user-friendly, accessible format for states, utilities, and anyone interested in where water infrastructure investments are being made. The portal is designed to provide advanced users access to detailed SRF data. This portal allows the advanced user to query and build customizable reports containing detailed SRF data, which can be downloaded as Excel files.

Using the public portal to explore detailed SRF data allows the advanced user to get a detailed view of how the SRF funds are used and see SRF program performance indicators.

[Back to Top](#)

How do I use the SRF Public Portal?

Use the menu bar to navigate between the different SRF reports.

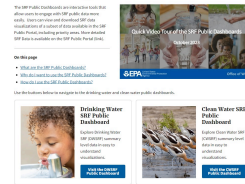
Within the reports, filter options are available to customize the report. Additional columns can be added to the report by clicking the Action button and selecting the Columns option. Additionally, the reports can be downloaded as excel files using the Download Report button.

The SRF Public Portal includes the following reports for both the DWSRF and CWSRF.

- **State/National Reports:** National or state level SRF annual activity reports that show where SRF funding has been provided. These reports also include information and metrics that track SRF programmatic and financial performance. Note: These reports are exact replicas of the annual SRF reports that have historically been distributed through the SRF websites and other means.
- **State/National Report Breakout Reports:** Starting in 2021, annual programmatic information captured in the state and national reports is auto calculated based on project level information submitted by states into WIITS. These reports offer further transparency by providing project-by-project breakouts of various state and national totals. For example, there is a report that shows all the loans that began construction in 2022 and were included as part of the state and national report construction start totals.
- **Assistance Agreement Reports:** Custom assistance and project-level reports that can be modified with a variety of available filters, including dates, project categories, population ranges, loan characteristics, and disadvantaged assistance.

The SRF Public Portal also has a Combined DW/CW Report. This report shows combined detailed information on assistance agreements for both the DWSRF and CWSRF. The report is available for data starting in 2021. A program field is included to distinguish between DW and CW assistance agreements.

State Revolving Fund Public Dashboards



Other Resources

Find more information about the SRF programs and water infrastructure investments.

- [Drinking Water State Revolving Fund \(DWSRF\)](#)
- [Clean Water State Revolving Fund \(CWSRF\)](#)
- [Water Infrastructure Investments](#)
- [Water Infrastructure Investment Tracking System \(WIITS\) Fact Sheet](#)

All reports have data dictionaries available. These dictionaries provide descriptions of the fields in the reports.

Note: Annual assistance dollar amounts include both new assistance agreements and amendments/deobligations to prior year assistance agreements. As a result, assistance dollar amounts may be negative for any data element in a given year. Negative amounts happen when prior year assistance agreements have deobligations (decreases in the size of the original assistance agreement) in the current year. The decrease is recorded in the year when the deobligation occurs instead of the year when the assistance agreement was originally made. Therefore, a negative amount for any data element occurs when the total of all deobligations is higher than the total of new assistance.

[Back to Top](#)

[Contact Us](#) to ask a question, provide feedback, or report a problem.



Discover.

- [Accessibility Statement](#)
- [Budget & Performance](#)
- [Contracting](#)
- [EPA www Web Snapshot](#)
- [Grants](#)
- [No FEAR Act Data](#)
- [Plain Writing](#)
- [Privacy](#)
- [Privacy and Security Notice](#)

Connect.

- [Data.gov](#) [EXIT](#)
- [Inspector General](#)
- [Jobs](#)
- [Newsroom](#)
- [Open Government](#)
- [Regulations.gov](#) [EXIT](#)
- [Subscribe](#)
- [USA.gov](#) [EXIT](#)
- [White House](#)


Ask.

- [Contact EPA](#)
- [EPA Disclaimers](#)
- [Hotlines](#)
- [FOIA Requests](#)
- [Frequent Questions](#)

Follow.




•




•



•



•



•

Last updated on February 18, 2022