



STATE OF NEW JERSEY

SCHOOLS DEVELOPMENT AUTHORITY



Building a Brighter Future for New Jersey's School Construction Program

Biannual Report of the School
Facilities Construction Program

December 2010

For the period
April 1 through September 30, 2010

SDA Mission Statement

The mission of the Schools Development Authority is to create a more promising future for the children of New Jersey by providing safe, healthy, and sustainable schools that create a positive learning environment and strengthen the community.

We will accomplish this by:

- Developing environmentally safe and sustainable schools
- Effectively managing the fiscal resources provided by New Jersey's taxpayers
- Involving children, teachers, parents, school districts and communities in the development of schools
- Constructing schools that are multi-functional to address the needs of the entire community
- Incorporating design features and technology that enable teachers to teach in the most effective ways
- Setting nationwide best practices for the development of schools

Vision Statement

NJSDA will be a nationally recognized source of best practices in facilitating the design, development and construction of schools that support academic success in partnership with the communities we serve.

About the Report

Following is the Biannual Report of the New Jersey Schools Development Authority (SDA) for the period April 1 through September 30, 2010. This report is submitted under the provisions of P.L. 2007, c. 137 ("the August 2007 legislative amendments"), which modified P.L. 2000, c. 72 (Educational Facilities Construction and Financing Act, EFCFA).

This report summarizes progress made by New Jersey's school facilities construction program during the six-month reporting period and updates the status of projects in the SDA's portfolio. It also presents a strategic plan for improvement, reflecting the results to date of an ongoing comprehensive review conducted under the direction of the SDA's Chief Executive Officer.



Cover photos (top to bottom): Construction equipment at the groundbreaking for Cedar Creek High School, Greater Egg Harbor Regional; students at groundbreaking for Egg Harbor City Community School; beam signing at Lincoln Avenue Elementary School, Orange.

Message from CEO Marc Larkins



The New Jersey Schools Development Authority (SDA) is steadily improving its ability to directly contribute to the future success of our state by ensuring the delivery of modern, state-of-the-art educational facilities to our children. Internal changes at the SDA during this six-month reporting period brought about significant efficiency enhancements and a renewed focus on the SDA's mission. Following the June 2010 reorganization, the Authority's new "team-based" approach is well underway. The new organizational structure is promoting better communication in all aspects of our operations and providing more defined controls to prevent program abuse throughout our project portfolio. At the end of the reporting period, the active construction portfolio consisted of 47 projects, including new construction, extensive additions, renovations and rehabilitations, and emergent projects, representing a state investment of more than \$360 million. The SDA was also actively administering hundreds of Regular Operating District (ROD) grants across the state, having authorized an additional \$114 million for 310 new ROD grants in this reporting period alone.

The Authority's new structure also will better position it to advance new projects once the review of the 2008 Capital Plan is completed. This comprehensive review seeks to identify and prioritize statewide needs in our SDA districts as mandated by our enabling legislation and also to remedy problems with the Authority's 2008 Capital Plan as identified by the State Auditor. The review includes all projects in the SDA's portfolio not yet in construction as well as other projects as identified by SDA districts. The SDA anticipates announcing the results of the review in early 2011.

Meanwhile, the SDA is preparing recommendations for the completion of projects within our portfolio that have encountered long-standing problems. In January 2010, upon vetoing a change order for a project that was already 40 percent over its original budget, Governor Christie announced that his administration will not tolerate exorbitant cost overruns. At the time, Governor Christie said that a full vetting of that project and others like it was necessary before he would allow the Authority to advance them. In support of that mandate, the Authority has spent considerable time reviewing and developing solutions for those projects. Unfortunately, the completion of the projects will require a significant additional investment of state resources.

Some of the problems associated with those projects are attributable to contractor error. As part of the reorganization, the SDA created a cost recovery group devoted to aggressively pursuing the recovery of taxpayer dollars spent for environmental remediation and errors and omissions. In its first few months, the cost recovery team celebrated the recovery of \$6.5 million for environmental remediation activities on a project in Camden – a solid start. SDA will continue to protect New Jersey taxpayer dollars by pursuing those responsible for environmental contamination and other errors.

As the state tackles its fiscal challenges, we continue to look internally by scrutinizing the SDA operating budget to ensure that all expenditures are necessary and reasonable. Since my arrival, SDA staffing levels are down ten percent from the Board-approved headcount resulting in payroll savings of \$2.6 million. In the years to come, we also will recognize taxpayer savings of approximately \$400,000 annually by consolidating our offices, with all Authority employees now located in Trenton. The recently approved 2011 Operating Budget is down approximately nine percent from the 2010 budget, reflecting cost reductions in nearly every area including: mileage reimbursement, rent and utility expenses; temporary staffing services; and a reduction of parking expenses.

While we recognize and acknowledge the need that exists in our state for improved educational facilities, we are also mindful of our commitment to fiscal responsibility which will allow us to direct state resources to the intended recipients, our schoolchildren. I look forward to continuing our work with New Jersey's communities, school districts, legislators and stakeholders to ensure that the children of New Jersey are provided the learning environments they need and deserve.

Sincerely yours,



Marc Larkins
Chief Executive Officer



CEO Marc Larkins is joined by Assemblyman Declan O'Scanlon, Superintendent Dr. William Setaro, SDA Chief of Staff Jason Ballard and students while at Clifton T. Barkalow Middle School in Freehold Township to announce ROD Grant funding.

Changes at SDA

The protection of taxpayer funds and preservation of our limited state resources are of utmost importance to Governor Christie and the SDA. For this reason, the SDA strives for maximum efficiency – both in its operations and its expenditures – as it pursues its mission of building schools for New Jersey’s schoolchildren. To that end, this year, the Authority underwent an internal reorganization that has resulted in a streamlined approach to school construction. The reorganization also brought a renewed focus on the Authority’s approach to cost recovery. In addition, the SDA is exploring the use of standardized designs and design elements as an efficient, financially prudent strategy for building school facilities projects. In keeping with the Governor’s direction, the Authority will continue to identify and pursue similar initiatives moving forward.

Internal Reorganization: Streamlining the SDA

Continuity and strong communication are essential if a school facilities project is to be completed on time and within budget. To maximize the Authority’s success in achieving these goals, a structural reorganization of the Authority was announced in June 2010.

The new structure moves away from a departmental model to a “team-based” approach for the delivery of school projects. Each team is now comprised of staff members with a broad range of competencies, working as one unit, to address all aspects and phases of a construction project. Specifically, project teams include SDA staff members with experience and training in construction, design, environmental, real estate, budget and planning.

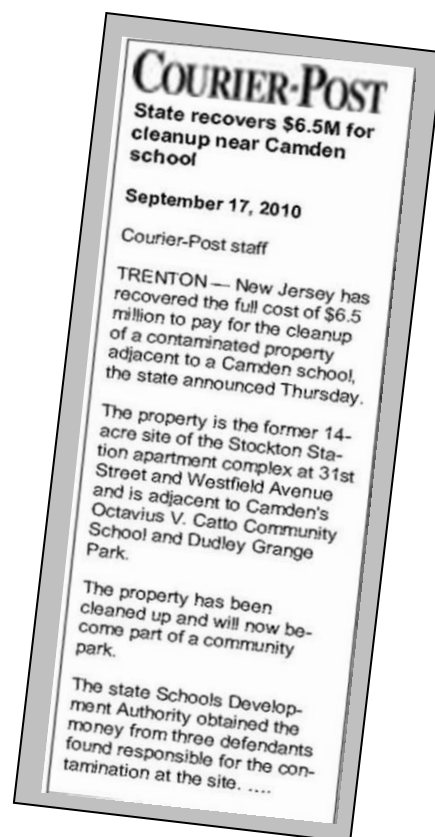
This structure promotes greater accountability and continuity throughout the entire lifecycle of a project, resulting in a more cost-effective delivery of schools. The new structure will also position the SDA to proactively and consistently apply improved approaches to project needs.

Holding Responsible Parties Accountable

The structural reorganization established a new Cost Recovery group that strategically positions the SDA to aggressively pursue recovery of taxpayer dollars by holding responsible parties accountable for environmental contamination or errors and omissions.

The SDA is already making significant strides in this effort. In August 2010, in cooperation with the Office of the Attorney General, the SDA recovered \$6.5 million for funds expended in connection with an environmental remediation in Camden.

The property is the former 14-acre site of the Stockton Station apartment complex and is adjacent to Camden’s Octavius V. Catto Community School. The remediation was completed in



July 2010 and is under development to become part of a community park.

“Simply put, public money should not be used to clean up and restore properties contaminated by private industry,” said New Jersey Attorney General Paula Dow. “Our office is committed to litigating these environmental cost-recovery cases to ensure that those who caused the contamination are held accountable.”

The SDA will also seek recovery of funds from parties responsible for project delays and design errors. An errors and omissions policy is being drafted to guide this process. The SDA has recently assigned four significant errors and omissions cases to legal counsel for review.

The new Cost Recovery group takes a proactive approach to errors and omissions – reviewing all change orders, construction change directives and architectural amendments to identify potential recovery issues. This strategy is intended to resolve issues and avoid the need for future cost recovery actions.

To date, the SDA has recovered \$9.15 million through environmental cost-recovery efforts and \$8.45 million for errors and omissions. More than \$6.9 million of this was recovered during the reporting period. We look forward to reporting on additional recoveries in future reports.

***“Simply put,
public money
should not be
used to clean up
and restore
properties
contaminated by
private
industry.”***

***– New Jersey Attorney
General Paula Dow***

Model School Designs

The use of standardized design elements has the potential to afford efficiencies in the design and construction of school facilities. Standardized design will facilitate expedited design reviews and code inspections for faster delivery of school projects. A working group at the SDA is currently developing recommendations on how to implement standardized design for SDA projects. The group is evaluating three main areas for standardization – design principles, building materials and systems and educational spaces.

This working group will also make recommendations for standardizing elements for SDA facilities projects that will move forward upon conclusion of the Capital Plan Review. Upon finalizing the standardization requirements, the SDA plans to update its 21st Century School Design Manual to reflect these changes and begin implementing the requirements in future projects.

SDA's Capital Plan Review: Striving for the Efficient and Best Use of Taxpayer Dollars

The SDA's Capital Plan is the heart of the SDA-managed program. In 2008, the SDA and DOE identified projects to be funded based on critical need and programmatic policy considerations. However, since 2008, the SDA has received requests from more than 15 percent of SDA Districts for changes to their projects. In addition, in June 2010, the Office of the New Jersey State Auditor issued a report recommending that the 2008 Plan be revised to remedy two deficiencies. The audit report criticized the Authority's inclusion of 27 projects in the 2008 plan that had been previously suspended due to budget shortfalls without subjecting them to the same prioritization process as other proposed projects. The report also criticized the determination to provide each district with at least one project irrespective of need. The full report of the New Jersey State Auditor can be viewed at www.njleg.state.nj.us/legislativepub/Auditor/90199.pdf.

As a result, the Authority began a comprehensive review of all projects in the SDA's portfolio not yet in construction to ensure that the most critical projects proceed statewide in a fiscally responsible way. This review, done in collaboration with the DOE, includes an evaluation of the policies that were used to develop the Capital Plan and will comply with the recommendations of the State Auditor set forth in the June 2010 report.

SDA Capital Projects Under Review*			
School District	School Name	School District	School Name
Asbury Park	E.S. (Bangs Replacement)	Newark	Gladys Hillman-Jones M.S.
Bridgeton	Cherry Street E.S. 1	Newark	Oliver St. E.S.
Burlington City	Boudinot Area ECC	Newark	South St. E.S.
Camden City	Camden H.S.	Newark	West Side H.S.
Camden City	Lanning Sq. E.S.	Orange	Cleveland St. E.S.
Camden City	Pyne Poynt Family M.S.	Passaic City	Dayton Ave. E.S.
East Orange	George Washington Carver E.S.	Passaic City	Dayton Ave. M.S.
Elizabeth	Academic Magnet H.S.	Passaic City	ECC & BOE @ Henry St. Site/Leonard Place
Garfield	James Madison School No. 10	Passaic City	ECC @ Dayton Ave. Site
Gloucester City	Gloucester City M.S.	Paterson	No. 3 E.S.
Harrison	H.S. conversion to M.S.	Paterson	No. 25 E.S.
Hoboken	Thomas G. Connors E.S.	Paterson	P.S. 16 E.S.
Irvington	Madison Ave. E.S.	Paterson	Marshall Street E.S.**
Jersey City	ECC 13	Pemberton Twp.	Alexander Denbo E.S.
Jersey City	ECC 14	Perth Amboy	High School
Jersey City	ECC 3	Phillipsburg	Phillipsburg High School
Jersey City	E.S. 3	Plainfield	Cook E.S. 3
Jersey City	E.S. 20	Pleasantville	Decatur Ave. Alt. H.S.
Keansburg	ECC Pre-K-2 (Caruso)	Pleasantville	ECC
Keansburg	Lorraine Place E.S.	Salem City	John Fenwick E.S.
Long Branch	Elberon E.S.	Trenton	ECC
Millville	Millville High School	Trenton	Roebbling School
New Brunswick	A. Chester Redshaw E.S.	Trenton	Trenton Central H.S.
New Brunswick	K Center	Vineland	Vineland M.S. No. 2
New Brunswick	Paul Robeson Community E.S.	West New York	Memorial H.S. 4

*In addition to Capital Plan projects, the SDA is looking at additional projects submitted by the districts.

**The decision to review Marshall Street E.S. was made subsequent to the end of the reporting period of this Biannual Report.

Note: Newark's Elliott Street School, included in the 2005 Capital Plan, is not yet in construction and has been included in the review.

A SDA/DOE working group reviewed the 2008 Capital Plan prioritization criteria, along with the methodology used to determine project inclusion in that Plan. It also collected updated information from SDA Districts to confirm district educational needs and priorities, including student population, enrollment, district programs, grade alignment, and building and site inventories. Finally, the group performed a complete Intradistrict Prioritization.

The working group completed its initial review in mid-October. The results of the initial review are being vetted by SDA and DOE management. SDA expects the full review to be completed and presented to the Board in early 2011.

September Brings New Facilities to NJ Students

Benjamin Banneker Causes Celebration



Students perform at the ribbon-cutting ceremony for Benjamin Banneker Academy.

Before September 2010, students at the old Fourth Avenue School in East Orange were educated in a building with neither an auditorium nor science labs. The school's library was crammed into a small room in the basement where it shared space with the music program.

But in the fall of 2010, the students at the World War I-era Fourth Avenue School moved across East Orange to their new school: the 83,561-square-foot Benjamin Banneker Academy. Banneker held its grand opening on October 4 in its spacious new auditorium, highlighted by students proudly twirling American flags and those of other nations amid the sounds of Kool and the Gang's "Celebration."

"The opening of Benjamin Banneker brings joy," Interim Superintendent Dr. Gloria C. Scott told the students. "And your performance has me saying that, too."

The new school was constructed for 567 students in grades prekindergarten through 5. The technology lab has a hub of brand-new computers, and the media center has 10 computers as well, along with wooden shelves filled with books. Classrooms each have an interactive whiteboard to assist teachers with their lessons. Banneker, perhaps the only elementary school in the country with a theme of hospitality management, also has a room dedicated to teaching students how to function in the restaurant and hotel business.



Students at Benjamin Banneker Academy learn while using an interactive whiteboard.

Anwar Bourgeois, a Banneker fifth-grader, is thrilled with his new school building and believes it will help him achieve his dream of becoming an entrepreneur. He likes the size of the new school, calling the old one "too squooshy," and particularly loves the interactive whiteboards "because you get to come up and touch them and do lessons."

***"I wanted
to stay in
this school
forever."***

***-5th Grader Aanya
Simmons***

Fellow fifth-grader Aanya Simmons, an aspiring teacher, was excited about her new environment as soon as she walked in the first day of school in September. "It was cool," she said, "and I wanted to stay in this school forever."

111-Year-Old School Gets Addition

The original Lincoln Avenue Elementary School in Orange was built in 1899. Sixth-grade student Jonathan Reynolds compares the older building to an artifact. It's little wonder that Lincoln Avenue students were excited to begin the 2010-2011 school year in a facility where the existing 81,856-square-foot building had been renovated and construction of a 48,174-square-foot, two-story addition provided 60 percent more space.



Ribbon-cutting at Lincoln Avenue E.S. in Orange.

The school now consists of 27 general-education classrooms, four special-education classrooms, seven small-instruction rooms and two computer labs, as well as rooms for speech, family consumer science, world language, science, art, and instrumental and choral music. The addition includes a cafeteria, gymnasium/auditorium and media center. The project also includes 12,015 square feet of playground space and a 25,698-square-foot parking lot.

***“If you walk
into our school
today, you can
feel the
electricity from
our children.”***

– David Armstrong,
Lincoln Avenue E.S. parent
and PTO president

“I stand before you as a proud Lincoln Avenue parent,” said David Armstrong, PTO President. “If you walk into our school today, you can feel the electricity from our children, teachers and administration.”

Lincoln Avenue students are excited by the interactive whiteboards and computers in the classrooms. “The new technology will also help students be more active in their learning,” Jonathan Reynolds said. Maryann Okoye, another sixth-grader, added “With all of the technology, we will have greater knowledge and have fun while learning.”

September Openings

Students at five schools in New Jersey walked into new or renovated facilities for the first time in September. The five SDA school openings benefited more than 3,000 students in districts across New Jersey. All but one of these schools are in SDA Districts. Three of the schools are newly constructed; the other two involve addition, renovation and rehabilitation work. These schools represent a \$197.4 million state investment that provides 21st century educational opportunities to New Jersey students.

September 2010 School Openings		
District	School	Student Capacity
East Orange	Benjamin Banneker Academy	567
Greater Egg Harbor	Cedar Creek H.S.	1,092
Newark	Speedway E.S.	690
Orange	Lincoln Ave. E.S.	645
Paterson	Madison Ave. K Center	84

Overall Accomplishments

From its inception through September 2010, the state's school construction program has completed 623 projects in SDA Districts: 55 new schools, 46 extensive additions, renovations and/or rehabilitations, and more than 500 other projects. It has also completed 25 projects in Regular Operating Districts: seven new schools and 18 extensive additions, renovations and/or rehabilitations.

School Openings – Start to Finish




Benjamin Banneker Academy, East Orange



Cedar Creek High School, Greater Egg Harbor



Lincoln Avenue Elementary School, Orange



Speedway Elementary School, Newark



Madison Avenue K Center, Paterson

Emergent Work – Ensuring the Health and Safety of New Jersey’s Students

Ensuring Student Safety

The Authority continues to focus on advancing SDA District emergent projects — those deemed necessary by the DOE due to potential health and safety conditions. There were 122 emergent projects in the SDA portfolio as of September 30, 2010, reflecting an estimated \$78 million in State investment. Emergent projects are SDA-funded and either managed by the SDA or delegated to a local school district. As of September 2010, the status of the emergent-project program was as follows:

SDA-managed: 40 projects, estimated total cost of \$35.3 million

- Completed: 3
- Design Phase: 7
- In Construction: 17
- Construction Procurement: 11
- Scope Development: 1
- Under Review at DOE: 1

Delegated to SDA Districts: 82 projects, estimated total cost of \$42.7 million

- Completed: 8
- In Construction: 33
- Design Phase: 41

Newark Schools Receive SDA Resources

Built in 1872, Newark’s South 8th Street School, now known as the Martin Luther King Jr. Elementary School, housed students eight years before Thomas Edison invented the electric light bulb. In 2010, this 138-year-old school received \$1.35 million in emergent funds for needed boiler replacements.


This elementary school is just one of 24 schools in Newark that are benefitting from SDA’s emergent program, some with multiple projects in a single school facility. Over half of the Newark schools receiving emergent funds are more than 100 years old. For example, the Avon Avenue School, built in 1905, is receiving roofing work estimated at more than \$500,000.

SDA is currently managing 11 projects in Newark worth an estimated \$13.8 million, while the district is managing an additional 15 projects worth an estimated \$7.1 million. These include plumbing, roofing, masonry, boiler replacement and water infiltration projects.



Emergent roofing work progresses at the Avon School in Newark.

Regular Operating District Grants: Providing School Construction Funds to Hundreds of Schools Statewide



CEO Marc Larkins announces resumption of the ROD Grant Program.

The SDA is committed to easing local taxpayers' burden by providing state grants to assist with school facilities projects. These grants allow districts to perform necessary improvements to the learning environments for schoolchildren throughout New Jersey's 573 Regular Operating Districts (ROD).

In May 2010, CEO Marc Larkins announced that the Christie Administration was resuming the ROD Grant Program with the release of 142 facilities projects at 111 schools in 59 school districts throughout the State. From the May announcement through September 30, 2010, the SDA fully executed 310 grants upon review and receipt of school district documentation.

ROD grants fund at least 40 percent of eligible costs for projects, with the remaining share approved by local referenda or through individual school-district budgets. The DOE approves applications for projects that specifically address health and safety concerns as well as overcrowding, early childhood education and special education needs.

Reeds Road E.S. Gymnasium On Its Way

With gym class being held in the school's cafeteria, students at the Reeds Road E.S. in Galloway had to play quietly to avoid disturbing students in nearby classrooms.

"Now we will be able to go all out when playing," said sixth-grade student Nicole Gruber. With the construction of a new gymnasium underway, Nicole looks forward to having more room for gymnastics, one of her favorite activities at school.

The Reeds Road School in Galloway was built without a gymnasium, leaving students to make due with alternate spaces.

In June 2010, CEO Marc Larkins stood on the construction site of the new gymnasium alongside Assemblymen Vincent Polistina and John Amodeo as he highlighted the resumption of the ROD Grant Program. The Reeds Road project is on schedule for an April 2011 completion.



Construction site of the new gymnasium at Reeds Road Elementary School.

“The Reeds Road School family is waiting with anticipation for the opening of their new gym,” said Dr. William Zipparo, Reeds Road School Principal. “The staff and students at the school have been watching the construction of their new gym and can’t wait to step foot into it.”

***“I am
excited to
have more
room to play
and have
more fun.”
– Clay Olley,
Reeds Road E.S.
fifth-grade student***

As a sixth-grader at Reeds Road, Jake Galushka wishes only that he would be able to enjoy the new gymnasium for more than a couple months before going on to middle school next year. However, he said that he is happy that his little sister “will be able to use it longer, and all of the other kids at school are also excited.”

Clay Olley, a fifth-grader who loves to play dodgeball during gym class, is glad that he will have part of this year and all of next year to use the new facility. “I am excited to have more room to play and have more fun,” he said.

The new gymnasium has been designed for community use, including a separate entrance and restroom facilities. It will be used by the local Police Athletic League and the Galloway Township Athletic Association after school hours.

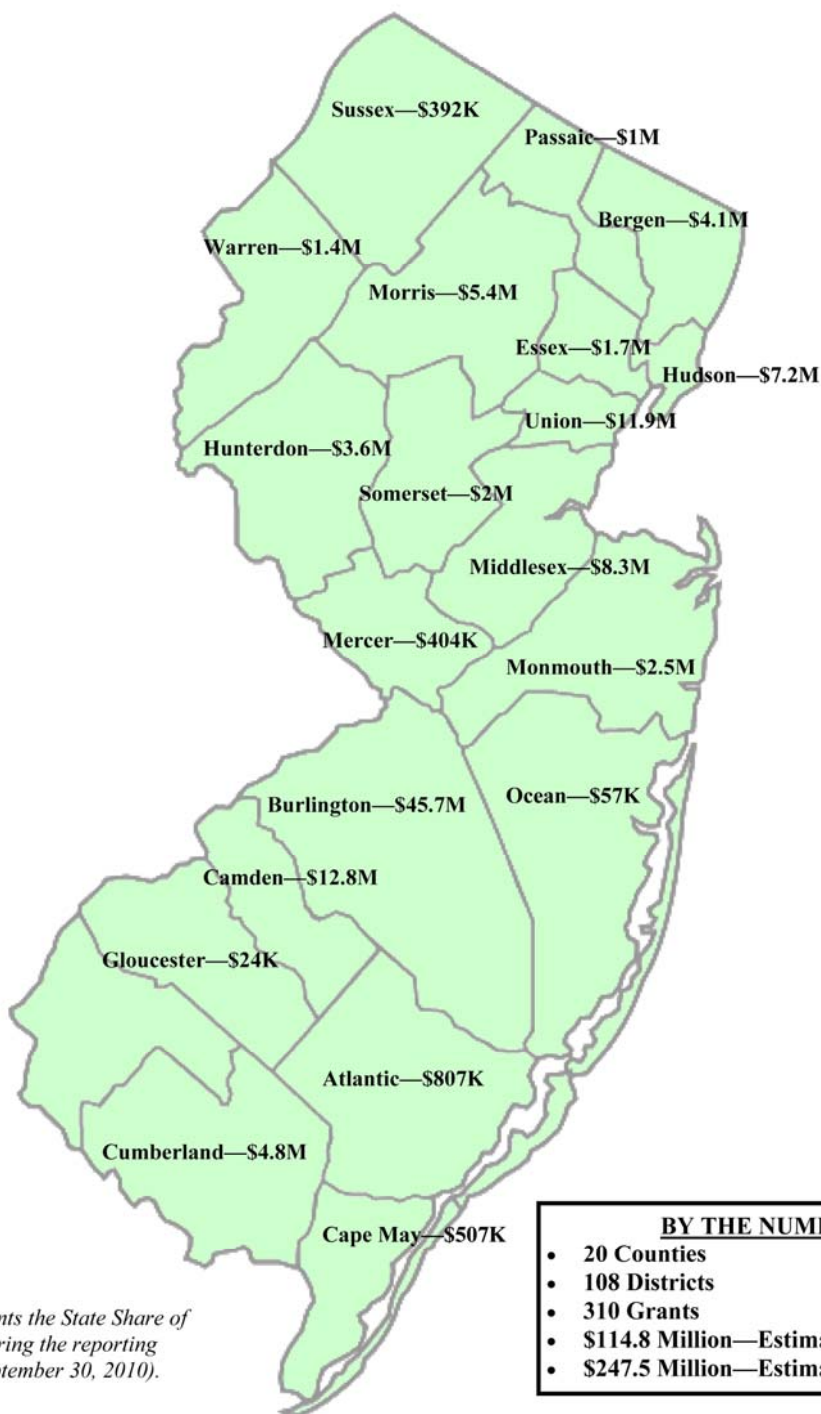
Willingboro Receives \$40 Million in State Grants

All eight of Willingboro’s schools will receive significant repairs and upgrades through the SDA’s Regular Operating District Grant Program. Projects include renovations to science labs, locker rooms and the high school auditorium. School upgrades also include new windows and exterior doors, new boilers and unit ventilators, upgraded electrical systems, ADA upgrades to bathrooms and security systems.

The cost for work on all eight schools is estimated at \$67.4 million, with \$40.1 million provided through State grants and the remainder through local contributions. The district expects work to begin in summer of 2011.

Dr. David Hespe, Willingboro School District superintendent, explained that work is needed on all of the district’s school facilities to avoid the potential of health and safety issues for students and staff. Dr. Hespe said, “These grants will allow the district to make critical repairs and improvements that will truly have a positive impact on students’ lives.”

Regular Operating District Grant Funds in Your Community



Outreach to NJ's Small Businesses

Success Starts With Training

In 2010, the SDA established a contractor business development program to provide management technical assistance that will enable more small, minority and women-owned businesses to bid on State school facilities construction projects. This program combines informational seminars, instruction and one-on-one technical assistance to participating businesses. Firms selected to participate in the program learn from experts in the areas of finance, estimating, bonding, project management, bidding and marketing.

Harold Fruster works two jobs, including his role as President and Owner of Vailsburg Roofing Company. After operating for 17 years, he was looking for ways to expand his roofing business. Then he heard about the SDA's contractor business development program.

Mr. Fruster was one of 34 participants who received Certificates of Completion from the program's spring session. Mr. Fruster said, "I felt initially I did not have enough business background, and didn't think I could do this. However, after finding out what the process was, it boosted my confidence, and now I feel I have the skills and the ability to take advantage of these opportunities."

From the start of the program, Cathy Hegarty, Owner/President of North Jersey Crane Services, Inc., was enthusiastic. She found the classes to be extremely informative. "We have been given a lot of information and tools," she said. After participating in the contractor business development program, Cathy has succeeded in establishing a database of prospective purchasing agents and has applied for several school subcontracting bids.

The SDA looks forward to continuing a contractor business development program in 2011.

SDA Exceeds State Requirement for Small Business Participation

Governor Christie has demonstrated the importance of Small Business Enterprises (SBEs) to New Jersey's economy through the Administration's *Taking Care of Business* portal and recent efforts to reduce regulations on small businesses. SDA is committed to ensuring that SBEs have the tools they need to participate and succeed in New Jersey's school construction program.

Each year, the SDA exceeds the state requirement that at least 25 percent of all agency contracts be awarded to SBEs. For the reporting period, the SDA surpassed this requirement by its widest margin ever as SBE participation reached 65 percent, or \$7.2 million of the SDA's \$11 million in contracts awarded.

SDA Hard at Work in Your Community

While the Capital Plan Review is underway, the SDA remains busy managing school facilities projects around the state. At the end of the reporting period, the SDA was managing the construction of six new schools and 17 emergent projects in SDA Districts, as well as one new school and one addition/renovation project in Regular Operating Districts. In addition, the SDA was overseeing nearly 400 recently executed ROD grant projects and delegated emergent projects.

See what school construction projects are happening in your community. The charts below represent the work underway at the end of the reporting period, including new schools, addition/renovation projects, emergent projects and grants.

Countywide Totals At-A-Glance

(April 1 – September 30, 2010)

Atlantic County	School District	Projects	State Investment	Total Estimated Costs
Number of Projects: 3 Total State Investment: \$57.1M Total Est. Project Costs: \$82.8M County Student Population: 45,439	Egg Harbor City	1	\$14,351,611	\$24,007,570
	Egg Harbor Township	1	\$42,016,562	\$54,908,621
	Galloway Township	1	\$807,059	\$3,889,829

Bergen County	School District	Projects	State Investment	Total Estimated Costs
Number of Projects: 26 Total State Investment: \$4.8M Total Est. Project Costs: \$10.1M County Student Population: 135,115	Alpine	1	\$188,720	\$471,799
	Cliffside Park	1	\$272,048	\$680,120
	Garfield	1	\$732,624	\$732,624
	Harrington Park	2	\$33,400	\$83,500
	Lodi	1	\$1,319,150	\$2,366,000
	Lyndhurst Township	3	\$158,561	\$396,403
	Mahwah Township	3	\$828,782	\$2,071,955
	Maywood	1	\$68,023	\$170,058
	Montvale	2	\$26,351	\$65,876
	North Arlington	2	\$358,787	\$896,968
	Oakland	1	\$56,953	\$142,383
	Pascack Valley Regional High	1	\$87,705	\$219,262
	Saddle Brook Township	1	\$85,150	\$212,875
	Waldwick	1	\$30,000	\$75,000
	Westwood Regional	3	\$365,345	\$913,363
	Wyckoff Township	2	\$207,200	\$518,000

Burlington County Number of Projects: 31 Total State Investment: \$77.1M Total Est. Project Costs: \$109.8M County Student Population: 73,245	School District	Projects	State Investment	Total Estimated Costs
	Burlington City	1	\$300,004	\$300,004
	Burlington Township	2	\$220,851	\$500,013
	Evesham Township	4	\$618,912	\$1,547,279
	Medford Township	1	\$53,150	\$132,876
	Moorestown Township	3	\$415,600	\$1,039,000
	New Hanover Township	2	\$3,505,921	\$5,968,633
	Northern Burlington County Regional	1	\$104,920	\$224,040
	Pemberton Twp.	2	\$31,052,072	\$31,052,072
	Shamong Township	4	\$576,187	\$1,440,467
	Southampton Township	3	\$92,768	\$231,919
	Willingboro Township	8	\$40,146,357	\$67,357,027

Camden County Number of Projects: 38 Total State Investment: \$60.2M Total Est. Project Costs: \$70.8M County Student Population: 81,400	School District	Projects	State Investment	Total Estimated Costs
	Barrington Borough	2	\$310,316	\$775,789
	Bellmawr Borough	1	\$189,534	\$362,500
	Black Horse Pike Regional	2	\$990,663	\$1,648,000
	Camden City	10	\$46,639,893	\$46,639,893
	Cherry Hill Township	6	\$1,368,286	\$3,420,713
	Eastern Camden County Regional	5	\$265,503	\$663,758
	Gloucester City	3	\$738,028	\$738,028
	Gloucester Township	1	\$595,249	\$1,108,500
	Lawnside Borough	1	\$4,416,796	\$7,316,780
	Pine Hill Borough	2	\$405,393	\$590,542
	Runnemede Borough	3	\$514,617	\$963,936
	Winslow Township	2	\$3,789,757	\$6,562,500

Cape May County Number of Projects: 2 Total State Investment: \$507K Total Est. Project Costs: \$1.0M County Student Population: 13,608	School District	Projects	State Investment	Total Estimated Costs
	Middle Township	1	\$199,959	\$499,897
	Woodbine	1	\$307,536	\$527,813

Cumberland County Number of Projects: 8 Total State Investment: \$8.5 M Total Est. Project Costs: \$11.8 M County Student Population: 26,792	School District	Projects	State Investment	Total Estimated Costs
	Bridgeton	1	\$3,806,581	\$3,806,581
	Commercial Township	4	\$494,423	\$631,786
	Cumberland Regional	1	\$3,482,972	\$5,541,590
	Downe Township	1	\$193,401	\$425,699
	Fairfield Township - Cumberland	1	\$593,522	\$1,359,972

Essex County Number of Projects: 56 Total State Investment: \$35.3M Total Est. Project Costs: \$37.8M County Student Population: 119,443	School District	Projects	State Investment	Total Estimated Costs
	Belleville	2	\$379,255	\$849,100
	East Orange	6	\$3,167,395	\$3,167,395
	Fairfield Township	1	\$730,080	\$1,825,200
	Irvington	9	\$8,051,742	\$8,051,742
	Newark	26	\$21,005,663	\$21,005,663
	Orange	2	\$1,431,745	\$1,431,745
	South Orange-Maplewood	2	\$302,279	\$755,696
	West Orange	8	\$293,440	\$733,600

Gloucester County Number of Projects: 2 Total State Investment: \$24K Total Est. Project Costs: \$59K County Student Population: 49,730	School District	Projects	State Investment	Total Estimated Costs
	East Greenwich Township	2	\$23,695	\$59,239

Hudson County Number of Projects: 29 Total State Investment: \$124.8M Total Est. Project Costs: \$132.0M County Student Population: 77,385	School District	Projects	State Investment	Total Estimated Costs
	Bayonne	10	\$5,950,361	\$10,581,203
	Hoboken	4	\$2,438,898	\$2,438,898
	Jersey City	4	\$3,955,965	\$3,955,965
	Kearny	2	\$1,223,392	\$3,680,961
	Secaucus	1	\$28,200	\$70,500
	Union City	4	\$47,094,883	\$47,094,883
	West New York	4	\$64,144,263	\$64,144,263

Hunterdon County Number of Projects: 14 Total State Investment: \$3.6M Total Est. Project Costs: \$9.1M County Student Population: 22,740	School District	Projects	State Investment	Total Estimated Costs
	Delaware Township	2	\$169,282	\$423,204
	Hunterdon Central Regional	8	\$1,654,433	\$4,136,083
	Tewksbury Township	2	\$1,622,476	\$4,056,191
	West Amwell Township	2	\$195,800	\$489,500

Mercer County Number of Projects: 12 Total State Investment: \$1.1M Total Est. Project Costs: \$1.7M County Student Population: 57,780	School District	Projects	State Investment	Total Estimated Costs
	Hopewell Valley Regional	9	\$213,555	\$533,888
	Trenton	2	\$648,194	\$648,194
	West Windsor-Plainsboro Regional	1	\$190,224	\$475,560

Middlesex County Number of Projects: 52 Total State Investment: \$11.1M Total Est. Project Costs: \$23.6M County Student Population: 120,334	School District	Projects	State Investment	Total Estimated Costs
	East Brunswick Township	5	\$1,256,649	\$3,141,622
	Edison Township	19	\$2,470,710	\$6,176,774
	Metuchen	4	\$281,997	\$704,992
	New Brunswick	2	\$953,328	\$953,328
	North Brunswick Township	4	\$876,660	\$2,191,650
	Perth Amboy	3	\$1,781,635	\$1,781,635
	Piscataway Township	1	\$532,586	\$1,331,464
	Sayreville	2	\$666,922	\$1,667,306
	South Brunswick Township	4	\$713,881	\$1,784,703
	South Plainfield	8	\$1,528,000	\$3,820,000

Monmouth County Number of Projects: 29 Total State Investment: \$3.8M Total Est. Project Costs: \$7.6M County Student Population: 105,552	School District	Projects	State Investment	Total Estimated Costs
	Asbury Park	3	\$793,535	\$793,535
	Colts Neck Township	3	\$184,735	\$461,838
	Freehold Borough	1	\$64,760	\$104,330
	Freehold Township	7	\$485,534	\$1,213,834
	Hazlet Township	3	\$318,022	\$795,055
	Keansburg	2	\$293,852	\$293,852
	Monmouth Reg. High	2	\$822,404	\$2,056,010
	Neptune Twp.	1	\$242,684	\$242,684
	Ocean Township	2	\$192,720	\$481,800
	Rumson Borough	3	\$215,208	\$538,021
	Upper Freehold Reg.	2	\$233,549	\$583,872

Morris County Number of Projects: 45 Total State Investment: \$5.4M Total Est. Project Costs: \$13.5M County Student Population: 80,127	School District	Projects	State Investment	Total Estimated Costs
	Butler	4	\$311,612	\$779,030
	Chatham, School District Of The	1	\$720,000	\$1,800,000
	Hanover Township	2	\$235,258	\$588,145
	Harding Township	3	\$274,042	\$685,104
	Montville Township	12	\$1,430,904	\$3,577,263
	Morris	2	\$623,872	\$1,559,680
	Morris Hills Regional	1	\$903,600	\$2,259,000
	Netcong	1	\$160,130	\$386,058
	Pequannock Township	2	\$238,167	\$595,417
	Randolph Township	4	\$51,834	\$129,585
	Riverdale	4	\$104,950	\$262,375
	Washington Township - Morris	8	\$238,504	\$596,258
	West Morris Regional High School District	1	\$93,500	\$233,750

Ocean County Number of Projects: 5 Total State Investment: \$57K Total Est. Project Costs: \$143K County Student Population: 75,759	School District	Projects	State Investment	Total Estimated Costs
	Manchester Township	5	\$57,270	\$143,176

Passaic County Number of Projects: 29 Total State Investment: \$54.1M Total Est. Project Costs: \$54.8M County Student Population: 80,099	School District	Projects	State Investment	Total Estimated Costs
	Haledon	2	\$258,665	\$389,800
	Hawthorne	1	\$88,150	\$220,375
	Passaic City	4	\$48,755,540	\$48,755,540
	Passaic County			
	Manchester Regional	3	\$620,938	\$966,200
	Paterson	18	\$4,363,002	\$4,363,002
	Prospect Park	1	\$67,811	\$87,324

Salem County Number of Projects: 3 Total State Investment: \$810K Total Est. Project Costs: \$810K County Student Population: 11,823	School District	Projects	State Investment	Total Estimated Costs
	Salem City	3	\$810,266	\$810,266

Somerset County Number of Projects: 14 Total State Investment: \$2.0M Total Est. Project Costs: \$5.0M County Student Population: 55,006	School District	Projects	State Investment	Total Estimated Costs
	Branchburg Township	4	\$441,527	\$1,103,816
	Bridgewater-Raritan Regional	1	\$605,480	\$1,513,700
	Somerville Borough	2	\$99,238	\$237,500
	Warren Township	2	\$68,726	\$171,814
	Watchung Borough	2	\$139,105	\$347,762
	Watchung Hills Regional	3	\$640,398	\$1,600,998

Sussex County Number of Projects: 4 Total State Investment: \$392K Total Est. Project Costs: \$981K County Student Population: 25,048	School District	Projects	State Investment	Total Estimated Costs
	Hopatcong Borough	1	\$41,380	\$103,450
	Montague	1	\$158,050	\$395,125
	Stillwater Township	1	\$39,189	\$97,973
	Vernon Township	1	\$153,676	\$384,190

Union County Number of Projects: 30 Total State Investment: \$60.4M Total Est. Project Costs: \$91.5M County Student Population: 87,317	School District	Projects	State Investment	Total Estimated Costs
	Elizabeth	9	\$47,757,890	\$47,757,890
	Linden	1	\$2,406,065	\$10,950,981
	Plainfield	2	\$740,044	\$740,044
	Roselle Borough	11	\$3,030,935	\$4,962,159
	Summit City	6	\$1,247,149	\$3,117,874
	Union Township	1	\$5,259,907	\$23,972,072

Warren County Number of Projects: 8 Total State Investment: \$2.3M Total Est. Project Costs: \$4.4M County Student Population: 18,272	School District	Projects	State Investment	Total Estimated Costs
	Lopatcong Township	1	\$436,225	\$1,090,563
	Mansfield Township	1	\$236,500	\$591,250
	North Warren Regional	2	\$223,199	\$557,997
	Phillipsburg	2	\$820,997	\$820,997
	Pohatcong Township	1	\$380,338	\$950,846
	Warren Hills Regional High	1	\$173,401	\$396,820

Board Members

Public Members

Michael Capelli
*Executive Secretary-Treasurer, NJ Regional
Council of Carpenters*

Kevin Egan
Business Representative, I.B.E.W. Local 458

Karim A. Hutson
*Managing Partner and Founder, Genesis
Companies*

Lester Lewis-Powder
Executive Director, Let's Celebrate, Inc.

Michael Maloney
*Business Manager/Financial Secretary,
Plumbers & Pipefitters Local Union No. 9
President, Mercer County Central Labor
Council*

Joseph McNamara
Director, LECET & Health and Safety

Robert Nixon
*Director of Government Affairs,
NJ State Policeman's Benevolent Association.*

Martin Perez, Esq.
*President, Latino Leadership Alliance
Partner, Perez & Bombelyn*

Preston D. Pinkett, III
*Vice President, Social Investment Program,
Community Resources Department,
Prudential Financial, Inc.*

Mario Vargas
*Executive Director, Puerto Rican Action
Board*

Ex-Officio Members

Caren Franzini
*Chief Executive Officer, New Jersey
Economic Development Authority*

Rochelle Hendricks
*Acting Commissioner, New Jersey Department
of Education*

Charles A. Richman
*Deputy Commissioner, New Jersey
Department of Community Affairs*

Andrew P. Sidamon-Eristoff
*State Treasurer, New Jersey Department of the
Treasury*





SDA Executive Staff

Marc D. Larkins

Chief Executive Officer

Jason E. Ballard

Chief of Staff

Donald R. Guarriello

Vice President and Chief Financial Officer

Jane F. Kelly

Vice President – Corporate Governance and Operations

Andrew D. Yosha

Vice President – Program Operations

SDA Offices

State Street Office

Mailing Address: Post Office Box 991, Trenton, NJ 08625-0991

Delivery Address: 1 West State Street, Trenton, NJ 08608

Phone: 609-943-5955

Front Street Office

Mailing Address: Post Office Box 991, Trenton, NJ 08625-0991

Delivery Address: 32 East Front Street, Trenton, NJ 08608

Phone: 609-292-5788 Fax: 609-826-3968

Website: www.njsda.gov
Email: schools@njsda.gov

Appendix

**A - Projects Undertaken by SDA as
Approved by DOE**

**B - Small Business Enterprise (SBE)
Contracts Awarded**

**C - Number of Minority/Female
Work-Hours by Trade**

**D - Cost of Construction per Square
Foot Comparison to MSA**

E - Financial Overview

Appendix A - Projects Undertaken by SDA as Approved by DOE

Number of Projects Approved by DOE (April 1 – September 30, 2010)			
	Total School Facilities Projects Approved*	Required Educational Adequacy / FES Review	Projects Requiring Educational Adequacy/FES Review and Exceeding the FES
All Districts	754	70	0
SDA Districts	18	0	0
Regular Operating Districts	736	70	0

**There were no SDA District or Regular Operating District projects that were approved above the Facilities Efficiencies Standards (FES) during the reporting period. Other Capital Projects, Vocational Technology or projects otherwise not eligible for State Aid are not reviewed for conformance to the FES.*

Emergent Projects Undertaken by SDA as Approved by DOE* (April 1 – September 30, 2010)			
County	District	School	Project Description
Camden	Gloucester City	Cold Springs E.S.	Repair depression in the playground area below artificial surface
Camden	Gloucester City	Mary E. Costello E.S.	Partial roof replacement
Camden	Camden City	Lanning Square E.S.	Exterior masonry, structural
Essex	Newark	East Side H.S.	Cornice work, roofing, water infiltration
Essex	Newark	South Street E.S.	Exterior masonry and roofing
Essex	City Of Orange Township	Orange H.S.	HVAC repairs/replacement
Essex	East Orange	Jackson Academy	Roof repairs/replacement
Essex	Newark	Barringer H.S.	Plumbing repairs
Essex	Newark	Avon Avenue E.S.	Roofing repairs/replacement
Essex	Newark	Weequahic H.S.	Exterior masonry and roofing
Essex	City Of Orange Township	Orange M.S.	Gymnasium light fixtures replacement
Essex	Irvington	Berkeley Terrace E.S.	Roofing and exterior masonry
Monmouth	Asbury Park	Thurgood Marshall Primary	Exterior masonry repairs
Passaic	Passaic City	Number 1, Thomas Jefferson E.S.	Tower Dome Roof repairs/replacement
Passaic	Passaic City	Number 11, Memorial E.S.	Roofing repairs/replacement
Passaic	Passaic City	Number 6, Martin Luther King, Jr.	Roofing repairs/replacement
Union	Elizabeth	Number 3, Peterstown E.S.	Replace ventilation units and HVAC units
Warren	Phillipsburg	Phillipsburg H.S.	Security system upgrades

**Approval was given by the DOE during the reporting period for the SDA to begin work on these emergent projects.*

Appendix B – Small Business Enterprise (SBE) Contracts Awarded

The State legislature recently passed legislation that as of this writing was awaiting the Governor's signature. This legislation directs the SDA to biannually compile information on the number of school construction contracts entered into between the Authority and minority and women contractors during the reporting period. This information must include the total value of the contracts and the percentage that those contracts represent of all school facilities project construction contracts entered into by the Authority. Since June 2008, the SDA has provided this information in its Biannual Reports and will continue to do so.

SDA Contract Awards to Small Business Enterprises (April 1 – September 30, 2010)	
Total SDA Construction Contracts	\$ 11,010,410
Total SBE Contracts	\$ 7,156,231
Percentage of SDA Contracts Awarded to SBEs	65%

SDA Contract Awards to Minority-Owned Business Enterprises (April 1 – September 30, 2010)		
Total SDA Construction Contracts	\$ 11,010,410	
African-American-owned Business Enterprises	\$ 565,779	5.14%
Hispanic-owned Business Enterprises	\$ 5,941	0.05%
Asian-owned Business Enterprises	\$ 47,000	0.43%
Total Contracts to Minority-owned Business Enterprises	\$ 618,720	5.62%

Note: One of the Asian-owned Business Enterprises was a woman-owned firm and is included in the totals of this chart and the chart below.

SDA Contract Awards to Small Women-Owned Business Enterprises (April 1, 2010 – September 30, 2010)	
Total SDA Construction Contracts	\$ 11,010,410
Total SWBE and SMWBE Contracts	\$ 2,379,107
Percentage of SDA Contracts Awarded to SWBE and SMWBE	22%

Note: SWBE is Small Women-owned Business Enterprises. SMWBE is Small Minority Women-owned Business Enterprises.

Of 44 contracts awarded to prime contractors and subcontractors during the reporting period, three were awarded to African-American-owned firms, one to a Hispanic-owned firm and two to Asian-owned firms. Seven of the 44 contracts were awarded to women-owned business enterprises, all of which were SBEs. One of the seven women-owned business enterprises was owned by a minority woman.

Appendix C - Number of Minority/Female Work-Hours By Trade

Construction Contracts: Number of Minority/Female Work-Hours by Trade (April 1 – September 30, 2010)					
Trade	Total Work-Hours	Minority Work- Hours	Minority Percent Work-Hours	Female Work- Hours	Female Percent Work-Hours
Asbestos	3,407	946	27.77%	200	5.87%
Bricklayer or Mason	42,603	6,836	16.05%	823	1.93%
Carpenter	60,552	7,271	12.01%	0	0%
Concrete Finisher	531	88	16.57%	0	0%
Driller	344	160	46.51%	0	0%
Electrician	46,581	8,652	18.57%	32	0.07%
Elevator Constructor	13	0	0%	0	0%
Elevator Mechanical	287	37	12.89%	0	0%
Firestopper	5	5	100%	0	0%
Glazier	3,708	184	4.96%	0	0%
HVAC Mechanic	4,034	0	0%	0	0%
Insulator	2,120	784	36.98%	0	0%
Ironworker	14,207	1,377	9.69%	0	0%
Laborer	56,461	27,156	48.10%	331	0.59%
Operating Engineer	12,724	812	6.38%	168	1.32%
Other	3,005	2,417	80.43%	41	1.36%
Painter	8,020	2,466	30.75%	0	0%
Pipe Fitter	66	0	0%	0	0%
Plumber	20,434	3,317	16.23%	256	1.25%
Roofer	7,420	2,080	28.03%	0	0%
Sheet Metal Worker	15,350	1,890	12.31%	0	0%
Sprinkler Fitter	3,870	695	17.96%	0	0%
Steam Fitter	282	0	0%	0	0%
Surveyor	184	56	30.43%	16	8.70%
Taper	2,135	381	17.85%	0	0%
Tiler	4,179	63	1.51%	0	0%
Truck Driver	180	92	51.11%	0	0%
TOTALS	312,702	67,765	21.67%	1,867	0.60%

Note: The chart represents work-hours during the reporting period for SDA-managed projects.

Appendix D - Cost of Construction per Square Foot Comparison to MSA

Metropolitan Statistical Area Comparison Statistical Brief: Cost Per Square Foot (at time of bid)				
<i>This statistical cross-section of data is compiled from various sources. Report dates range from January 2009-September 2010.</i>				
Source	Area	Elementary School	Middle School	High School
McGraw-Hill Metropolitan Statistical Area (April – September 2010)	Philadelphia	\$125	\$257	-
	New York	\$531	\$567	\$555
School Planning & Management by State Average (January – December 2009)	N.Y., N.J., Pa. Average	\$385	\$288	\$199
New York City School Construction Authority (July 2009 – June 2010)	New York City	\$495*	\$457*	\$509*
SDA-Managed Projects (2nd and 3rd Quarter Actual)	Statewide	-	-	-
<i>The table represents a statistical cross-section of data from numerous sources with report dates ranging from July 2007 to March 2010. Costs are at time of bid.</i>				
<i>*Numbers reflect the New York City Mayor's Management Report September 2010 costs at completion excluding budgeted Change Order Contingency of 10 percent.</i>				

The table above provides a comparison of cost per square foot for new school construction (public and private schools) within the Philadelphia and New York City Metropolitan Statistical Comparison (MSAs). This addresses the August 2007 statutory requirement that costs of school facilities projects undertaken and funded by the SDA be compared to similar school facilities projects constructed in the New York City and Philadelphia MSAs. The SDA did not bid any new projects during the reporting period and is therefore unable to report data.

The U.S. Office of Management and Budget is responsible for developing the standards for defining the MSAs and for applying these standards with Census data.

The table above also includes information from the School Planning and Management School Construction Report, a recognized national-construction data source, as well as information from the New York City Department of Education School Construction Authority. The use of multiple sources to monitor and analyze construction costs provides assurance that industry-wide pricing trends are addressed.

Appendix E - Financial Overview

In total, the Legislature has authorized \$12.5 billion in funding for the SDA (\$8.9 billion for SDA Districts, \$3.6 billion for RODs and vocational schools). Since the program's inception, the amount of debt financing issued to date to finance the program is \$8.649 billion.

Aggregate Principal Amount of Bonds

As presented in the table below, during the reporting period, with Governor Christie's approval, the New Jersey Economic Development Authority (EDA) issued an aggregate \$503 million of "new" School Facilities Construction Bonds and Notes. Of this amount, \$454 million was issued in the form of federally taxable-issuer subsidy-Build America Bonds (BABs). Two types of BABs were established under the American Recovery and Reinvestment Act (ARRA) of 2009; the particular type of BABs issued by the EDA, called Direct Payment BABs, allows the state to receive a federal subsidy equal to 35 percent of the bonds' interest payments.

New Jersey Schools Development Authority EDA School Facilities Construction Bonds and Notes (April 1-September 30, 2010)					
Fiscal Year	Issue Date	Series	Restricted	Denominations	Principal Amount Issued
2010	05/17/10	CC-1	BAB	\$5,000	\$ 104,115,000
2010	05/17/10	CC-2		\$5,000	\$ 48,910,000
2010	05/17/10	B Notes	BAB	\$2,000	\$ 350,000,000
Grand Total					\$ 503,025,000

During the reporting period, the EDA also issued an aggregate \$1.103 billion of School Facilities Construction Bonds and Notes, as follows, for refunding purposes:

EDA School Facilities Construction Bonds and Notes Refunding - No Proceeds to SDA (April 1-September 30, 2010)					
Fiscal Year	Issue Date	Series	Restricted	Denominations	Principal Amount Issued
2010	05/17/10	DD-1		\$5,000	\$ 667,420,000
2010	05/17/10	DD-2		\$5,000	\$ 35,740,000
2010	05/17/10	B Notes	BAB	\$2,000	\$ 400,000,000
Grand Total					\$ 1,103,160,000
Notes: <ul style="list-style-type: none"> ■ Pursuant to the provisions of the Educational Facilities Construction and Financing Act (C.18A:7G-14a), as amended, the aggregate principal amount of bonds, notes or other obligations the EDA may issue to finance school facilities projects, and the costs related thereto, shall not exceed \$12.5 billion. This limitation excludes indebtedness incurred for refunding purposes. ■ Bonds may be sold or issued in any multiple of the bond denomination. 					

Statement of Need to Adjust Principal Amount of Bonds

The SDA's funding allocation was fully committed in 2008 to its Capital Plan, an emergent-project reserve fund and expenditures on past projects. However, the Long Range Facilities Plans (LRFPs) filed by SDA Districts and RODs identify a significant additional financial commitment to complete all of the remaining school construction projects across the state.