

2024



# Annual Report

on the  
Medicinal Cannabis Program  
& Adult-Use Cannabis

[nj.gov/cannabis/](https://nj.gov/cannabis/)

Adopted 06/12/2025



# Table of Contents

<b>Chairwoman Houenou’s Message</b> . . . . .	<b>.1</b>
<b>Acting Executive Director Riggs’ Message</b> . . . . .	<b>.2</b>
<b>About the Commission</b> . . . . .	<b>.4</b>
<b>Our Work</b> . . . . .	<b>.5</b>
The Commission at a Glance (Adult Use) . . . . .	6
<b>Licensing</b> . . . . .	<b>.7</b>
Applications Received (Adult Use) . . . . .	7
Annual Awardees by County (Adult Use) . . . . .	8
Conversion to Annual by County (Adult Use) . . . . .	9
<b>Compliance &amp; Investigations</b> . . . . .	<b>10</b>
<b>Regulatory Updates</b> . . . . .	<b>10</b>
<b>Independent Study Award</b> . . . . .	<b>11</b>
<b>Social Equity Excise Fee</b> . . . . .	<b>11</b>
<b>Stakeholder Engagement on Medical Cannabis Issues</b> . . . . .	<b>12</b>
<b>Data/Statistics</b> . . . . .	<b>13</b>
Self-Identified Demographic Data for Persons of Interest, Annual License Awardees (Adult Use) . . . . .	.13
Self-Identified Demographic Data for Persons of Interest, Conversion Awardees (Adult Use) . . . . .	.14
Diversity And Inclusion Data (Adult Use) . . . . .	.15
Awards by Social Equity Status (Adult Use) . . . . .	.15
Awardees with Previous Marijuana Conviction (Adult Use) . . . . .	.16
Awardees from Economically Disadvantaged Areas (Adult Use) . . . . .	.16
Impact Zone Awardees (Adult Use) . . . . .	.17
Diversely Owned Business Awardees (Adult Use) . . . . .	.17
Awardees’ Diversely Owned Business Status . . . . .	.18
Microbusiness Benchmark Data . . . . .	.18

Diversely Owned Business Benchmark Data . . . . .	18
Awardees Who are Hispanic or Latino of Any Race . . . . .	19
Cannabis Sales & Revenue (Adult Use) . . . . .	20
New Medical Permit Issuances . . . . .	21
Cited Violations & Investigations . . . . .	21
Alternative Treatment Center Enrollment (Medicinal) . . . . .	22
Amount Dispensed (Medicinal) . . . . .	23
Patient Registration Data (Medicinal) . . . . .	23
Caregiver Data (Medicinal) . . . . .	23
Healthcare Practitioner Registration Data. . . . .	23
Nature of Patients’ Qualifying Condition, All Time (Medicinal) . . . . .	24
Nature of Patients’ Qualifying Conditions, 2024 (Medicinal) . . . . .	25
2024 Health Care Providers Enrolled in Medicinal Cannabis Program, by Specialty (Medicinal) . . . . .	26
2024 Health Care Providers Enrolled in Medicinal Cannabis Program, by Specialty Chart (Medicinal) . . . . .	28
Patients by Age Distribution (Medicinal) . . . . .	29
Patient Gender Distribution (Medicinal) . . . . .	30
Active Patients by County (Medicinal) . . . . .	31
Active Patients by County Map (Medicinal) . . . . .	32
Active Patients By County 2024 (Medicinal) . . . . .	33
<b>Partnerships to Support Equity in Cannabis . . . . .</b>	<b>34</b>
Cannabis Training Academy . . . . .	34
Economic Development Agency. . . . .	34

## Chairwoman Houenou's Message



In 2024, New Jersey saw continued expansion the cannabis industry. The year was marked by the opening of 123 medicinal and adult-use cannabis businesses and the agency's adoption of new rules to improve business viability and support product innovation.

To support newly approved businesses, the Commission lifted regulatory deadlines for businesses to become operational, thus extending the runway for entrepreneurs to complete facility construction, equipment acquisition, and hiring personnel.

In addition to fostering economic growth among cannabis businesses across the Garden State, the NJ-CRC continued to make strides strengthening our Medicinal Cannabis Program. The Commission solicited input from registered patients, advocacy groups, alternative treatment centers, and researchers on a variety of regulatory topics affecting the medicinal cannabis community. The insights shared during roundtables and public meetings were taken to outline the workings of the future makeover of the medicinal cannabis regulations.

As the industry evolves, the Commission will continue to prioritize sensible policies, innovation, and accountability in the industry. We will continue the work that will ensure New Jersey realizes its full potential of safe and transparent oversight.

## Acting Executive Director Riggs' Message



In just four years, New Jersey has emerged as a shining example of state cannabis regulation thanks to a thoughtful approach to policy implementation. While the voices of critics are often the loudest, we regularly hear from joyful and grateful new operators who appreciate the simplicity of the business license application process and the helpful guidance of our staff.

As of June 2025, the average time it takes from application fee payment to Board consideration is less than two months for conditional applications; less than six months for annual applications. We have issued more than 3,000 cure letters, giving applicants the opportunity to rectify errors in their applications. Our offices of Licensing, Compliance and Investigation, Diversity and Inclusion, and Communications take advantage of every opportunity to educate and provide support to license applicants and operators. An example of those efforts is publishing all the opt-in municipalities and the business categories they allow on our website, so applicants are aware of their location options.

This is undoubtedly why – four years in - there are 265 Adult Use operators in New Jersey. Those operators represent 46 cultivators, 31 manufacturers, 181 retailers, 6 laboratories, and 1 wholesaler. Despite the financial hurdles presented by federal illegality that makes traditional financial tools inaccessible for cannabis businesses, and despite the location limits engendered by the 60% of the state's municipalities that have rejected cannabis businesses, the market is growing. Not only are new operators coming online weekly, but the market is showing stability with every annual license renewal.

We are proud of what we have achieved. New Jerseyans spent more than (\$1 billion) on adult-use cannabis sales last year; yielding more than (\$50 million) in state tax revenue and potentially up to (\$20 million) for opted-in municipalities.



There have been bumps along the way. However, as anyone who has ever started and operated an entity knows, those come with growth and expansion. It is in the lessons and the adaptation that success is proven.

Woven into all the regulatory work for the fiscal success of the cannabis market, is our commitment to safety. The 12-month safe-use campaign we rolled out in late 2023 reached millions of New Jerseyans and it is our plan to launch another safety campaign in 2025. Additionally, we have distributed thousands of pieces of safety literature and childproof storage bags. We believe that cannabis safety starts with legal dispensaries – where only adults are allowed and where products are rigorously tested. To that end, we make finding a licensed dispensary easy with a directory map on our website and we regularly provide updates when new ones open through our social media platforms.

We have consistently surpassed the CREAMM Act benchmarks for licensing businesses owned by individuals with prior marijuana convictions, residents or former residents of economically disadvantaged communities, women, and members of minority groups.

The Office of Diversity and Inclusion (ODI) has focused on providing intensive support to applicants who receive cure letters. Beginning with a detailed explanation of how their application is deficient and how those deficiencies can be satisfied and including follow-up phone calls and emails to answer further licensing and compliance concerns.

ODI's work has also included monitoring operators' community engagement commitments and participating in expungement clinics and other kinds of community events across the state.

We have grown the adult-use cannabis market, while working to preserve benefits for patients in the Medicinal Cannabis Program. In 2024, we eliminated the cost for patient identification cards, and we hosted nine information and registration clinics for patients. We continue to look for ways to provide value to patients in the program, while being cognizant that the factors that challenge participation most are out of our purview.

I and the staff at the Cannabis Regulatory Commission remain committed to our mandate: a safe, equitable cannabis market worthy of the Garden State. We have done that, and we are working to make it stronger every day.

# About the Commission

The Cannabis Regulatory Commission was officially established on April 12, 2021, and is responsible for overseeing the development and regulation of the medicinal cannabis and adult, personal-use cannabis industries. The Commission consists of five members, herein referred to as Commissioners or, collectively, the Board of Commissioners.

The organizational structure of the agency includes several offices and units:



**The Board of Commissioners**, which develops the vision and organizational direction of the agency and establishes regulations and procedures to ensure overall effectiveness and accountability;



**The Office of the Executive Director**, which includes staff leadership, legal counsel, communications, and other administrative functions;



**The Office of Diversity and Inclusion**, an office focused on promoting diversity within the cannabis industry;



**The Office of Licensing**, which is responsible for licensing medicinal and recreational cannabis businesses;



**The Office of Compliance and Investigations**, which is responsible for overseeing investigations and conducting on-the-ground inspections and compliance activities;



**The Office of Patient and Customer Services**, which is responsible for enrolling and assisting patients, caregivers and health care practitioners; and



**The Office of Data Analytics and Information Technology**, which is responsible for setting up and maintaining all agency IT systems. And reporting internally and publicly on key performance indicators.



**Dianna Houenou**  
Chair



**Sam Delgado**  
Vice Chair



**Charles Barker**  
Commissioner



**Maria Del Cid-Kosso**  
Commissioner



**Krista G. Nash**  
Commissioner



**Christopher Riggs**  
Acting Executive Director

## Our Work

The Cannabis Regulatory Commission’s task to nurture the seeds of New Jersey’s regulated cannabis industry began with an overwhelming voter referendum and the CREAMM Act. The agency was challenged to start growing a market even as we were laying regulatory foundation and there were few examples to follow.

With a staff that remains below 100, the NJ-CRC has met the challenges of establishing a regulatory agency and overseeing the sprouting of a market that saw more than \$1 billion in sales in 2024. Those sales generated \$61,019,060 in state tax dollars, almost 10,000 cannabis industry workers, and immeasurable economic impact for and from ancillary businesses in 2024.

At the end of 2023, there were 131 adult use cannabis businesses in New Jersey. By the end of 2024, there were 254.

An important part of the agency’s work is providing transparent and accessible two-way communication with cannabis businesses and New Jersey residents about the Commission’s work and policies. Regularly scheduled public meetings where NJ-CRC commissioners deliberate and take actions on license applications, violations, and rules are always open to the public – both in person and via Zoom and YouTube. Interested parties can speak in person during the public comment period of each meeting, or they can call in or submit a written comment.

In addition to 11 scheduled board meetings in 2024, the NJ-CRC hosted:

- 12 registration clinics for Medicinal Cannabis Program patients and caregivers
- Six listening sessions to get public input on packaging and labeling rules, the licensing process, medicinal cannabis access, and institutional caregivers
- Three virtual town hall meetings for healthcare providers, patients, and caregivers to share their insights on and challenges participating in the Medicinal Cannabis Program
- Three public hearings to hear the public’s wish list for how funds raised from Social Equity Excise Fees should be spent.

In our effort to keep stakeholders and the public informed, the agency has worked to ensure practical and relevant information is available via its website. In 2024, a Government Relations page was added to the site. The page offers aspiring cannabis entrepreneurs a list of municipalities that have welcomed cannabis business and the classes allowed in each jurisdiction, as well as resources for municipal officials. Another website feature added in 2024 was an interactive dispensary directory that helps consumers identify safe, licensed dispensaries across the state.

The more than 667,000 unique visitors to the nj.gov/cannabis in 2024, indicate that the agency’s website is a primary source of information on regulation, safe cannabis use, the Medicinal Cannabis Program, and the licensing process for stakeholders. Content on the website – including instructional videos, webinars, and reports – came up in more than 400,000 internet search results over the course of the year.

The agency also makes printed and digital collateral aimed at under-age deterrence, safe driving, and consumption safety available upon request in English, Spanish, Creole, and other languages upon request.

## The Commission at a Glance (Adult Use)

Category	Total	New in 2024
Staff (Includes Contractors)	86	12
Public board meetings held	33	10
Total licenses approved	2191	496
Total Adult Use Licenses Operational	253	197
Total approved cannabis business employees	10,245	6,050
Total application and licensing fees collected	\$21,310,000	\$6,645,350
Total gross sales	\$2,010,859,454	\$1,000,125,130
Total tax revenue to State	\$130,425,388	\$64,503,651
Retail sales tax revenue to State	\$123,048,606	\$61,019,060
Excise tax revenue to State	\$7,376,782	\$3,484,591

# Licensing

In 2024, the Office of Licensing processed 200 license applications.

As the unit has developed efficiencies, the processing time for business license applications has continued to trend down. By the end of 2024, adult-use cannabis conditional license applications were approved within an average of four weeks, and annual license applications were approved within approximately eighteen weeks.

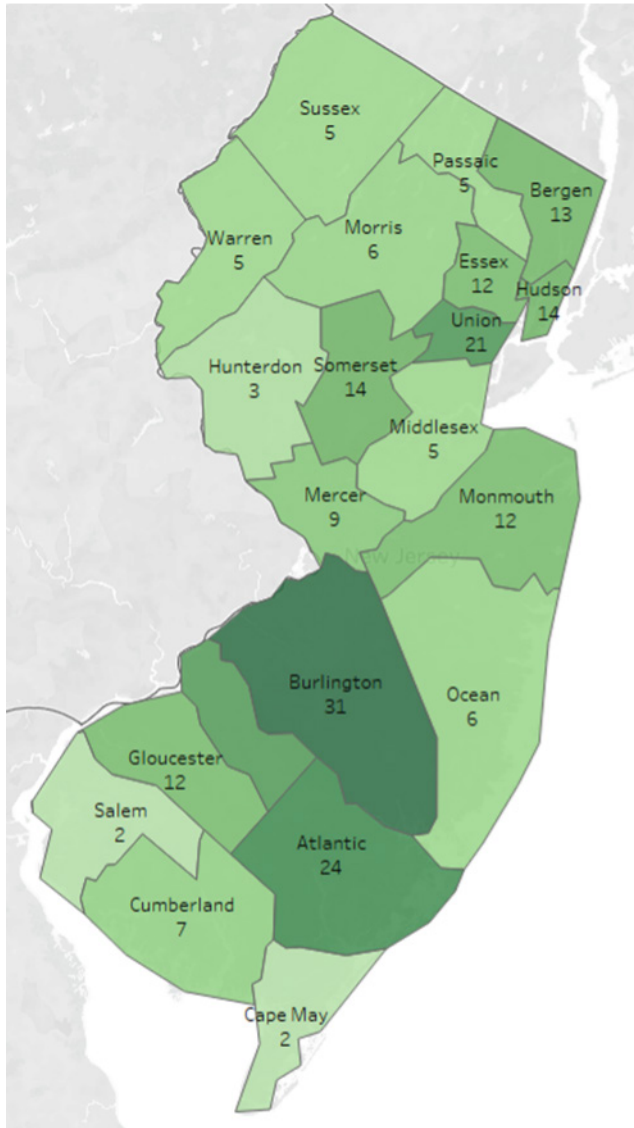
Also in 2024, the Office of Licensing successfully made enhancements to the Commission’s online NiC licensing portal to be able to receive and process applications more effectively. The Office migrated all medicinal permit applications into the licensing portal that had previously only been used for adult-use cannabis licenses. Companies that engage in both medicinal and adult-use cannabis activities can now manage all their paperwork on the same platform.

The portal improvements also now allow for consumption area endorsement applications from cannabis retailers.

## Applications Received (Adult Use)

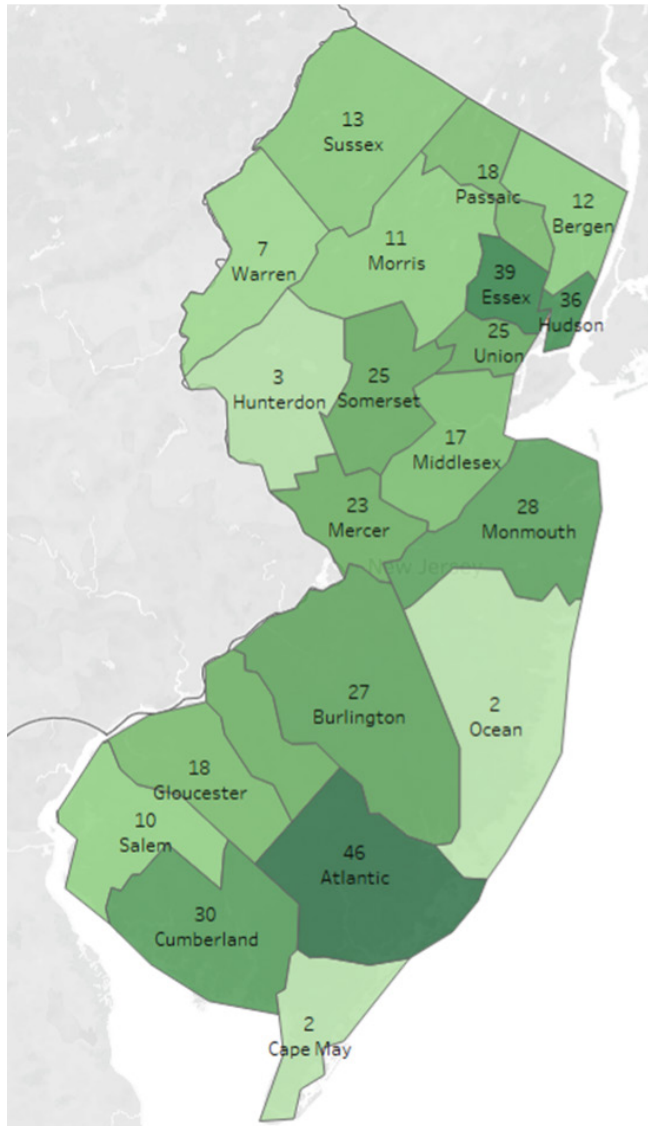
License Type	Annual	Conditional	Total
Cultivator	261	441	702
Manufacturer	204	279	483
Wholesaler	8	22	30
Distributor	6	25	31
Retailer	625	1054	1679
Delivery	14	49	63
Testing Laboratory	12	3	15
<b>Grand Total</b>	<b>1130</b>	<b>1873</b>	<b>3003</b>

## Annual Awardees by County (Adult Use)



County	Number
Atlantic	24
Bergen	13
Burlington	31
Camden	20
Cape May	2
Cumberland	7
Essex	12
Gloucester	12
Hudson	14
Hunterdon	3
Mercer	9
Middlesex	5
Monmouth	12
Morris	6
Ocean	6
Passaic	5
Salem	2
Somerset	14
Sussex	5
Union	21
Warren	5
<b>Grand Total</b>	<b>228</b>

## Conversion to Annual by County (Adult Use) 🍁



County	Approved Annual
Atlantic	46
Bergen	12
Burlington	27
Camden	22
Cape May	2
Cumberland	30
Essex	39
Gloucester	18
Hudson	36
Hunterdon	3
Mercer	23
Middlesex	17
Monmouth	28
Morris	11
Ocean	2
Passaic	18
Salem	10
Somerset	25
Sussex	13
Union	25
Warren	7
<b>Grand Total</b>	<b>414</b>

## Compliance & Investigations

The Office of Compliance & Investigations is tasked with monitoring the integrity and safety of New Jersey’s cannabis industry. To that end, the unit conducted reviews of over 2500 people who were part of 463 applications in 2024 and made approximately 450 site visits, including 110 unannounced site visits. The unit also vetted and cleared over 5000 new employees to work in cannabis in NJ in 2024.

In July 2024, the unit responded quickly to disseminate information to the public regarding a product recall. A press release was distributed to local press, a hard-to-miss announcement was placed on the website’s home page, and social media posts directed consumers to a new “Recalls” page that provided detailed product information.



## Regulatory Updates

The Commission expanded its guiding regulations in 2024 by adopting final rules governing three areas: cannabis consumption areas, clinical registrants, and the expansion of edible products for medical and recreational uses. Final rules regarding cannabis consumption areas established the application and operational requirements for cannabis retailers seeking to provide spaces for on-site medical or adult-use cannabis consumption. The final rules on clinical registrants – a special type of alternative treatment center that has a contractual relationship with an academic medical center to conduct clinical research on medical cannabis use – specify the parameters needed to protect study participants and encourage scientifically sound research. The final expansion of edible products authorizes new shelf stable (or “non-TCS”) food items and single-serving beverages, thereby opening the path to a greater variety of product types to be offered to medical patients or adult-use cannabis consumers.

Recognizing the challenges faced by businesses when finalizing facility construction and other external factors, the Commission adopted Resolution 2024-220, waiving the regulatory requirement that cannabis businesses become operational within one year of being approved for a license. With no danger posed to public health, safety, or welfare, the waiver ensures a more efficient licensing process for applicants and benefits businesses that may be at risk for losing their cannabis license due to delays caused by external factors.

## Independent Study Award

N.J.S.A. 24:6I-24(f) requires that the Commission contract with a public research university to conduct an independent review of the regulatory agency and its effectiveness. To select a public research university to perform this study, the Commission solicited proposals from eligible institutions. After an in-depth review of the submitted proposals, the NJ-CRC decided in October 2024 to engage the New Jersey Institute of Technology to complete the required study. After the study is completed, the Commission will submit the findings of the university's review to the Governor and Legislature, along with the agency's recommendations for executive or legislative action, if any.

## Social Equity Excise Fee

The Social Equity Excise Fee is a per-ounce flat-rate fee assessed on all cannabis cultivated and sold in New Jersey's recreational cannabis market. Permissible rates for the Social Equity Excise Fee are set in statute and the NJ-CRC's regulations and may be adjusted annually based upon the statewide average retail price of usable cannabis for consumer purchase. As a result of reductions in the average price of cannabis, the excise fee was adjusted to \$2.50 per ounce of usable and unusable cannabis for calendar year 2025.

The Social Equity Excise Fee is estimated to generate \$6.5 million in Fiscal Year 2025. By law, 15% of the generated revenue, or \$975,000, is required to be deposited into the Underage Deterrence and Prevention Account, leaving approximately \$5.5 million in Fiscal Year 2025 for the Governor and Legislature to potentially spend on recommended programs.



NJ-CRC employees at a staff event

## Stakeholder Engagement on Medical Cannabis Issues

In a series of roundtables and public meetings, the Commission solicited valuable input from patients, advocacy groups, and cannabis businesses on several issues concerning the medical cannabis. Topics for these stakeholder engagements included:

- Medical conditions that should qualify for participation in the Medicinal Cannabis Program
- Medical cannabis purchase limits for patients
- Opportunities and challenges for accessing institutional caregivers
- How to incentivize the availability of more ATCs
- How the Commission can support scientific cannabis research efforts
- Opportunities for encouraging health care providers to enroll in the Medicinal Cannabis Program
- How to improve patients' experiences with the Medicinal Cannabis Program

Participants' ideas and comments on these issues are used to shape the Commission's vision for the future of New Jersey's medicinal cannabis industry.



New Jersey Cannabis Regulatory Commission Public Meeting

# Data/Statistics

## Self-Identified Demographic Data for Persons of Interest, Annual License Awardees (Adult Use)

Person of Interest Self Identity (228 Annual Awardees)	Number	Percentage	Average Ownership %	Percent of Total Ownership
American Indian Or Alaska Native	2	0.2%	0%	0.0%
American Indian Or Alaska Native, Black or African American	1	0.1%	100%	0.4%
Asian	86	8.7%	37%	13.9%
Asian, Black Or African American	1	0.1%	15%	0.1%
Asian, Other Or Not Listed	3	0.3%	47%	0.6%
Asian, White	2	0.2%	19%	0.2%
Black Or African American	125	12.6%	19%	0.2%
Black Or African American, American Indian Or Alaska Native	1	0.1%	51%	0.2%
Black Or African American, Other Or Not Listed	1	0.1%	5%	0.0%
Black Or African American, White	1	0.1%	10%	0.0%
Native Hawaiian Or Other Pacific Islander	1	0.1%	0%	0.0%
Other Or Not Listed	75	7.6%	36%	12.0%
Other Or Not Listed, American Indian Or Alaska Native	1	0.1%	0%	0.0%
Other Or Noth Listed, Asian	1	0.1%	0%	0.0%
White	565	56.9%	17%	43.3%
White, American Indian Or Alaska Native	1	0.1%	0%	0.0%
White, Other Or Not Listed	2	0.2%	75%	0.7%
(blank)	124	13.0%	32%	18.4%
<b>Grand Total</b>	<b>993</b>	<b>100.0%</b>	<b>23%</b>	<b>100%</b>

## Self-Identified Demographic Data for Persons of Interest, Conversion Awardees (Adult Use)

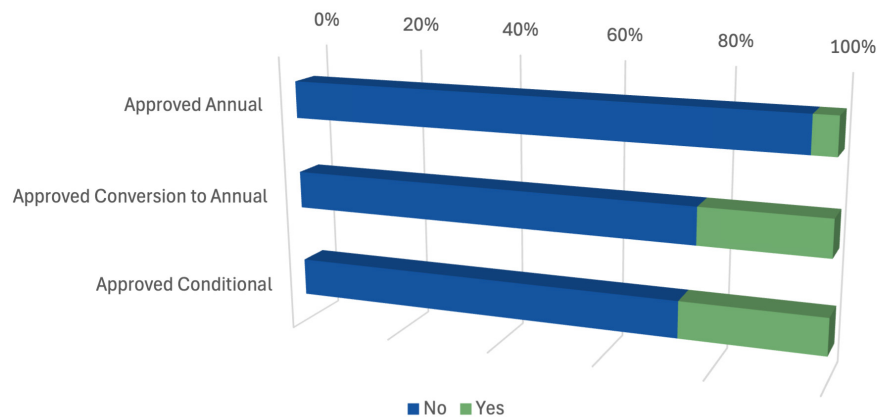
Person of Interest Self Identity (414 Conversion to Annual Awardees)	Number	Percentage	Average Ownership %	Percent of Total Ownership
American Indian Or Alaska Native	2	0.1%	50	0.24%
American Indian Or Alaska Native, Black or African American	1	0.1%	40	0.10%
American Indian Or Alaska Native, White	11	0.8%	17	0.46%
Asian	163	11.4%	34	13.33%
Asian, Native Hawaiian Or Other Pacific Islander	1	0.1%	100	0.24%
Asian, Other Or Not Listed	1	0.1%	16	0.04%
Black Or African American	196	13.7%	41	19.34%
Black Or African American, Asian, Other Or Not Listed	1	0.1%	10	0.02%
Black Or African American, Other Or Not Listed	2	0.1%	75	0.36%
Black Or African American Other, White	1	0.1%	1	0.00%
Native Hawaiian Or Other Pacific Islander	1	0.1%	0	0.00%
Other Or Not Listed	124	8.6%	39	11.78%
Other Or Not Listed American Indian Or Alaska Native	1	0.1%	0	0.00%
Other Or Not Listed, Asian	1	0.1%	16	0.04%
Other Or Not Listed, Black Or African American	2	0.1%	79	0.38%
White	732	51.0%	23	41.10%
White, Asian	1	0.1%	44	0.11%
White, Black Or African American	1	0.1%	50	0.12%
White, Other Or Not Listed	3	0.2%	54	0.39%
(blank)	189	13.2%	26	11.95%
<b>Grand Total</b>	<b>1434</b>	<b>100.0%</b>	<b>29</b>	<b>100.0%</b>

## Diversity And Inclusion Data (Adult Use) 🍁

Key Population Data	Annual Submission	Annual Approval
Justice Involved	14%	13%
Minority Owned	36%	43%
Black or African American	13%	14%
Hispanic or Latino	7%	8%

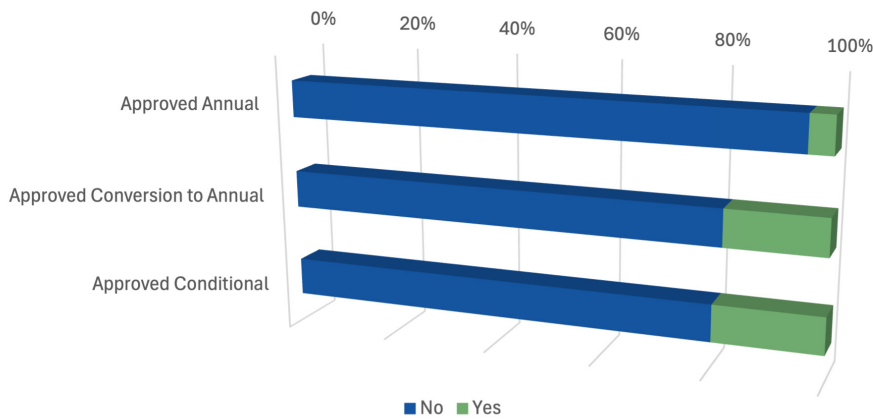
## Awards by Social Equity Status (Adult Use) 🍁

License	No	Yes	Total
Approved Annual	218	10	228
Approved Conversion to Annual	318	96	414
Approved Conditional	1144	405	1549
<b>Grand Total</b>	<b>1680</b>	<b>511</b>	<b>2191</b>



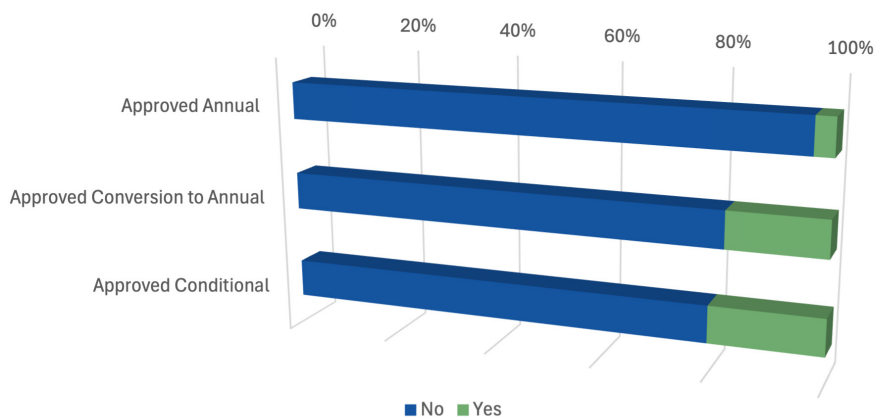
## Awardees with Previous Marijuana Conviction (Adult Use) 🍁

License Type	No	Yes	Total
Approved Annual	218	10	228
Approved Conversion to Annual	339	75	414
Approved Conditional	1244	305	1549
<b>Grand Total</b>	<b>1801</b>	<b>390</b>	<b>2191</b>



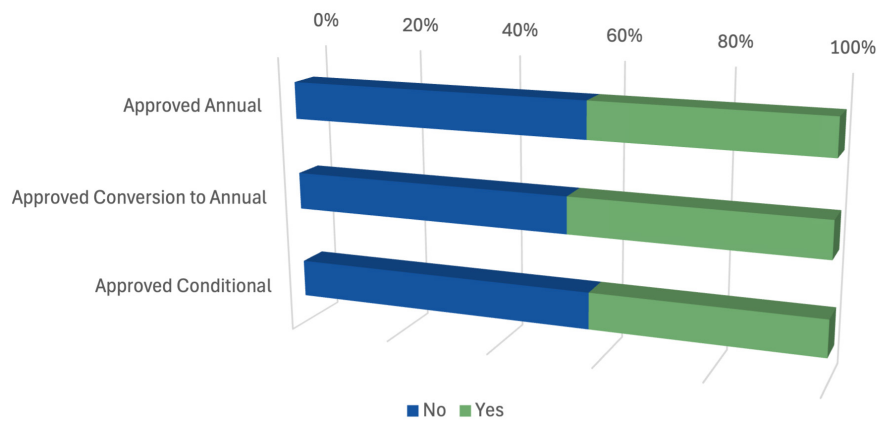
## Awardees from Economically Disadvantaged Areas (Adult Use) 🍁

License Type	No	Yes	Total
Approved Annual	220	8	228
Approved Conversion to Annual	340	74	414
Approved Conditional	1232	317	1549
<b>Grand Total</b>	<b>1792</b>	<b>399</b>	<b>2191</b>



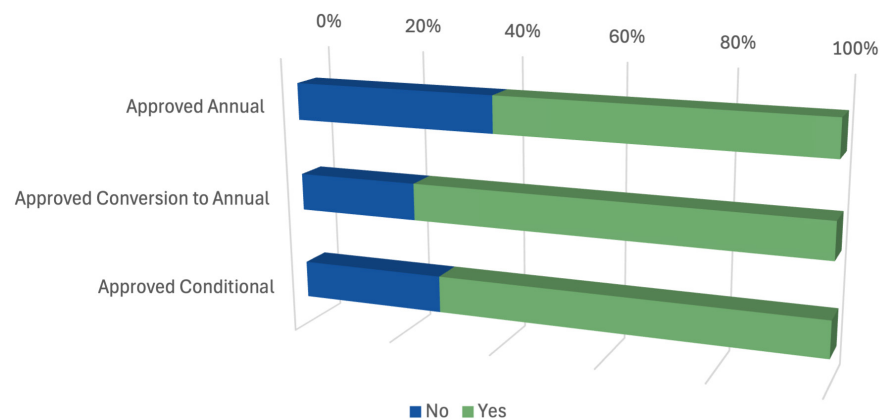
## Impact Zone Awardees (Adult Use) 🍁

License Type	No	Yes	Total
Approved Annual	130	98	228
Approved Conversion to Annual	221	193	414
Approved Conditional	891	658	1549
<b>Grand Total</b>	<b>1242</b>	<b>949</b>	<b>2191</b>



## Diversely Owned Business Awardees (Adult Use) 🍁

License Type	No	Yes	Total
Approved Annual	89	139	228
Approved Conversion to Annual	96	318	414
Approved Conditional	432	1117	1549
<b>Grand Total</b>	<b>617</b>	<b>1574</b>	<b>2191</b>



## Awardees' Diversely Owned Business Status

DOB Certification Type	Annual	Conversion	Total
DVOB	6	13	19
MBE	55	101	156
MBE/DVOB	0	5	5
MWBE	24	87	111
MWBE/DVOB	1	2	3
WBE	84	96	180
No Certification	58	110	168
<b>Total</b>	<b>228</b>	<b>414</b>	<b>642</b>

## Microbusiness Benchmark Data

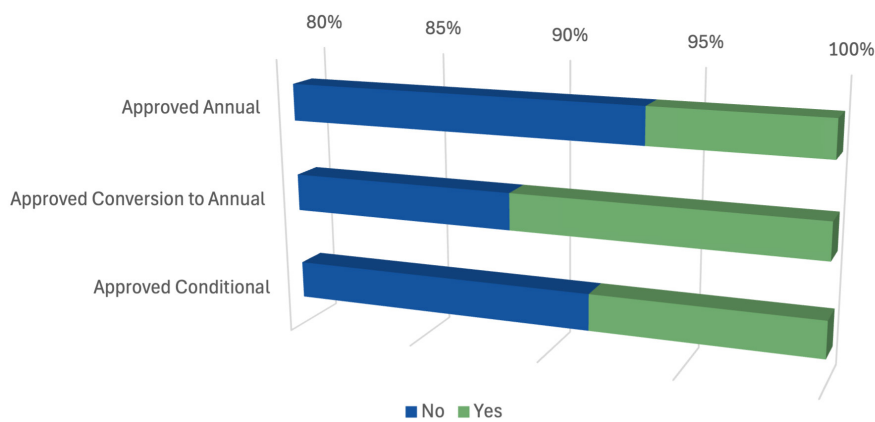
License Type	Number	Percent of Licenses	Benchmark	Plus/(Minus) (percentage points)
Class 1 Cultivator	185	37%	15%	22%
Class 2 Manufacturer	101	27%	15%	12%
Class 3 Wholesaler	5	29%	15%	14%
Class 5 Retailer	454	36%	15%	21%
Class 6 Delivery	20	65%	15%	51%

## Diversely Owned Business Benchmark Data

Category	Number	Percent of Licenses	Benchmark	Plus/(Minus) (percentage points)
Minority Owned	1051	48%	15%	+33%
Woman or Disabled Veteran Owned	972	44%	15%	+29%

## Awardees Who are Hispanic or Latino of Any Race

License Type	No	Yes	Total
Approved Annual	929	64	993
Approved Conversion to Annual	3509	453	3962
Approved Conditional	1313	121	1434
<b>Grand Total</b>	<b>5751</b>	<b>638</b>	<b>6389</b>



Acting Executive Director Chris Riggs and Chairwoman Dianna Houenou being interviewed at an industry event

## Cannabis Sales & Revenue (Adult Use)

Quarter	Medicinal Sales	Rec Sales	Total Gross Sales	Rec Tax Revenue	Social Equity Excise Fees
Q1 2022	\$55,838,072	N/A	\$55,838,072	N/A	N/A
Q2 2022	\$59,262,014	\$79,698,831	\$138,960,845	\$4,429,720	\$219,482
Q3 2022	\$61,138,231	\$116,572,533	\$177,710,764	\$7,482,618	\$224,594
Q4 2022	\$49,874,667	\$133,270,446	\$183,145,113	\$8,227,317	\$254,783
<b>2022</b>	<b>\$226,112,984</b>	<b>\$329,541,810</b>	<b>\$555,654,794</b>	<b>\$20,139,655</b>	<b>\$698,859</b>
Q1 2023	\$34,539,474	\$144,865,706	\$179,405,180	\$9,362,309	\$459,093
Q2 2023	\$33,046,296	\$159,364,500	\$192,410,796	\$9,490,747	\$702,071
Q3 2023	\$29,308,039	\$176,778,253	\$206,086,292	\$10,565,179	\$864,431
Q4 2023	\$27,837,896	\$200,184,055	\$228,021,951	\$12,471,656	\$1,167,737
<b>2023</b>	<b>\$124,731,705</b>	<b>\$681,192,514</b>	<b>\$805,924,219</b>	<b>\$41,889,891</b>	<b>\$3,193,332</b>
Q1 2024	\$24,520,469	\$217,745,491	\$242,265,960	\$12,730,940	\$673,074
Q2 2024	\$22,708,539	\$247,347,718	\$270,056,257	\$14,606,338	\$613,225
Q3 2024	\$19,698,012	\$257,828,024	\$277,526,036	\$15,953,265	\$961,971
Q4 2024	\$16,986,012	\$277,203,897	\$294,189,909	\$17,728,517	\$1,236,321
<b>2024</b>	<b>\$83,913,032</b>	<b>\$1,000,125,130</b>	<b>\$1,084,038,162</b>	<b>\$61,019,060</b>	<b>\$3,484,591</b>
Q1 2025*	\$16,404,417	\$265,860,620	\$282,265,037	\$17,746,196	\$2,215,505
<b>Grand Total</b>	<b>\$451,162,138</b>	<b>\$2,276,720,074</b>	<b>\$2,727,882,212</b>	<b>\$140,794,802</b>	<b>\$9,592,287</b>

## New Medical Permit Issuances

Operational Date	Permit Holder	Permit Type	Municipality
April 9, 2024	Theory Wellness of NJ	Dispensary	Trenton
May 16, 2024	GSCC Management LLC (FKA Bridge City Collective Highlands LLC)	Cultivator	Oxford
May 16, 2024	Brute's Roots LLC (FKA Greenhouse Wellness of NJ LLC)	Manufacturer	Hammonton
May 17, 2024	Niche LLC (FKA CYOUR)	Cultivator	North Bergen
July 18, 2024	Illicit Gardens NJ LLC (FKA Harmony Foundation)	Cultivator	Lafayette
July 18, 2024	Illicit Gardens NJ LLC (FKA Harmony Foundation)	Manufacturer	Lafayette

## Cited Violations & Investigations

Seven fines were issued totaling \$35,500

CRC completed 221 Investigations in 2024

## Alternative Treatment Center Enrollment (Medicinal)

Alternative Treatment Center	Assigned Patients
Apothecarium Dispensary (TerrAscend NJ)	11,332
Ascend New Jersey LLC	18698
Adult Usent Mary's	1,332
AYR	36,503
Breakwater ATC	21110
Brute's Roots	881
Cannabist Dispensary - Columbia Care NJ	8,508
Curaleaf NJ, Inc	49,955
Design 710	259
downtown FLWR	437
Eastern Green Dispensary	859
Garfield Gardens Dispensary	109
Holistic Solutions LLC	647
Honeygrove	525
Illicit Gardens NJ	11,959
JGNJ (BLOC)	3,504
Monteverde NJ	222
MPX	2,358
NJ Leaf	2,381
NJ Leaf North Brunswick	257
Restore NJ LLC	338
RIPT Dispensary	328
RISE (GTI NJ)	19718
Roots Dispensary	157
Sanctuary Cannabis	231
SilverLeaf Wellness LLC	449
Sweetspot Dispensary LLC	1989
The Botanist	18657
The Station-Hoboken	149
Theo A Cannabis	88
Theory Wellness of NJ	105
URB'N Dispensary	211
Valley Wellness LLC	2099
Verano NJ Zen Leaf	19515

## Amount Dispensed (Medicinal)

In total, ATCs dispensed 352,160 ounces, or 22,010 pounds, of medicinal cannabis to registered patients in 2023.

## Patient Registration Data (Medicinal)

	Total
Active Patients	67,119

	New in 2023	Total Since Program Inception
Patients Deceased	203	8,903
First Time Patient Registrations	9,421	256,807

## Caregiver Data (Medicinal)

	Total
Active Caregivers	4,530

	New in 2023	Total Since Program Inception
Total Caregiver Registrations	1,053	12,873

## Healthcare Practitioner Registration Data

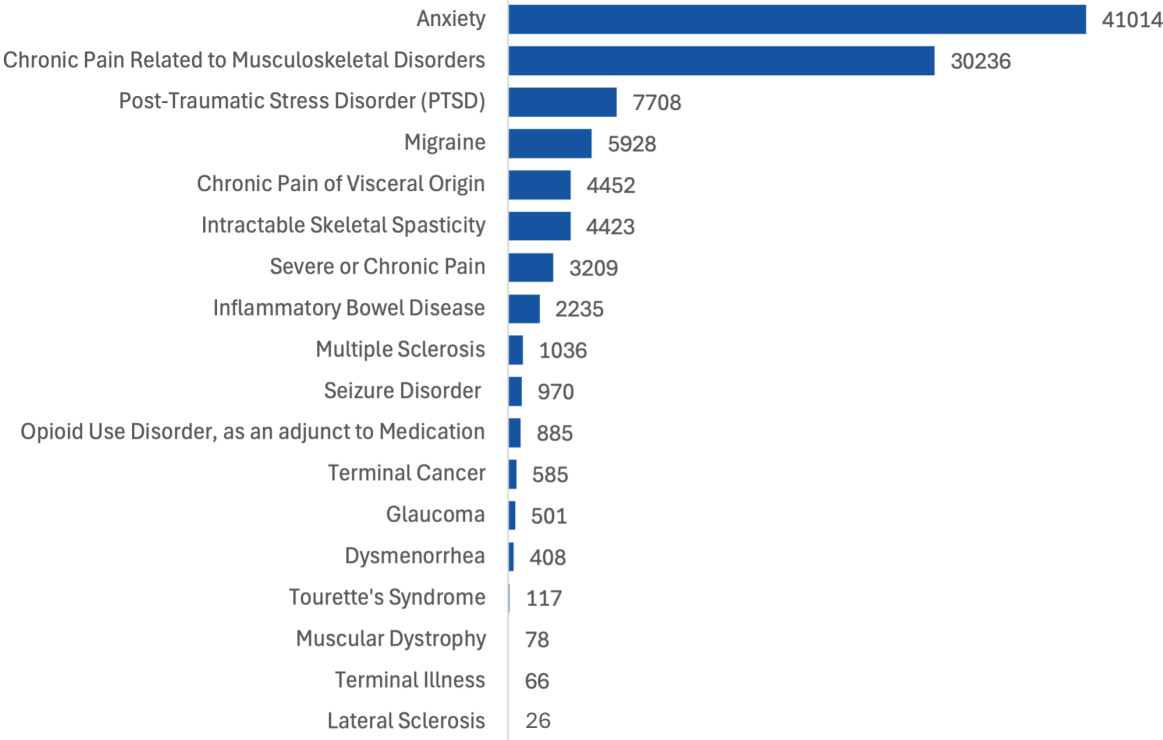
	Total
Active Healthcare Practitioners	1,345

	New in 2023	Total Since Program Inception
Total Healthcare Practitioner Activity	43	2,048

## Nature of Patients' Qualifying Condition, All Time (Medicinal)

Debilitating Condition	Total Patients
Anxiety	41014
Chronic Pain Related to Musculoskeletal Disorders	30236
Post-traumatic Stress Disorder (PTSD)	7708
Migraine	5928
Chronic Pain of Visceral Origin	4452
Intractable skeletal spasticity	4423
Severe or Chronic pain	3209
Inflammatory bowel disease	2235
Multiple sclerosis	1036
Seizure disorder	970
Opioid Use Disorder, as an adjunct to Medication	885
Terminal Cancer	585
GIAdult Usecoma	501
Dysmenorrhea	408
Tourette's Syndrome	117
Muscular dystrophy	78
Terminal illness	66
Lateral sclerosis	26

# Nature of Patients' Qualifying Conditions, 2024 (Medicinal)



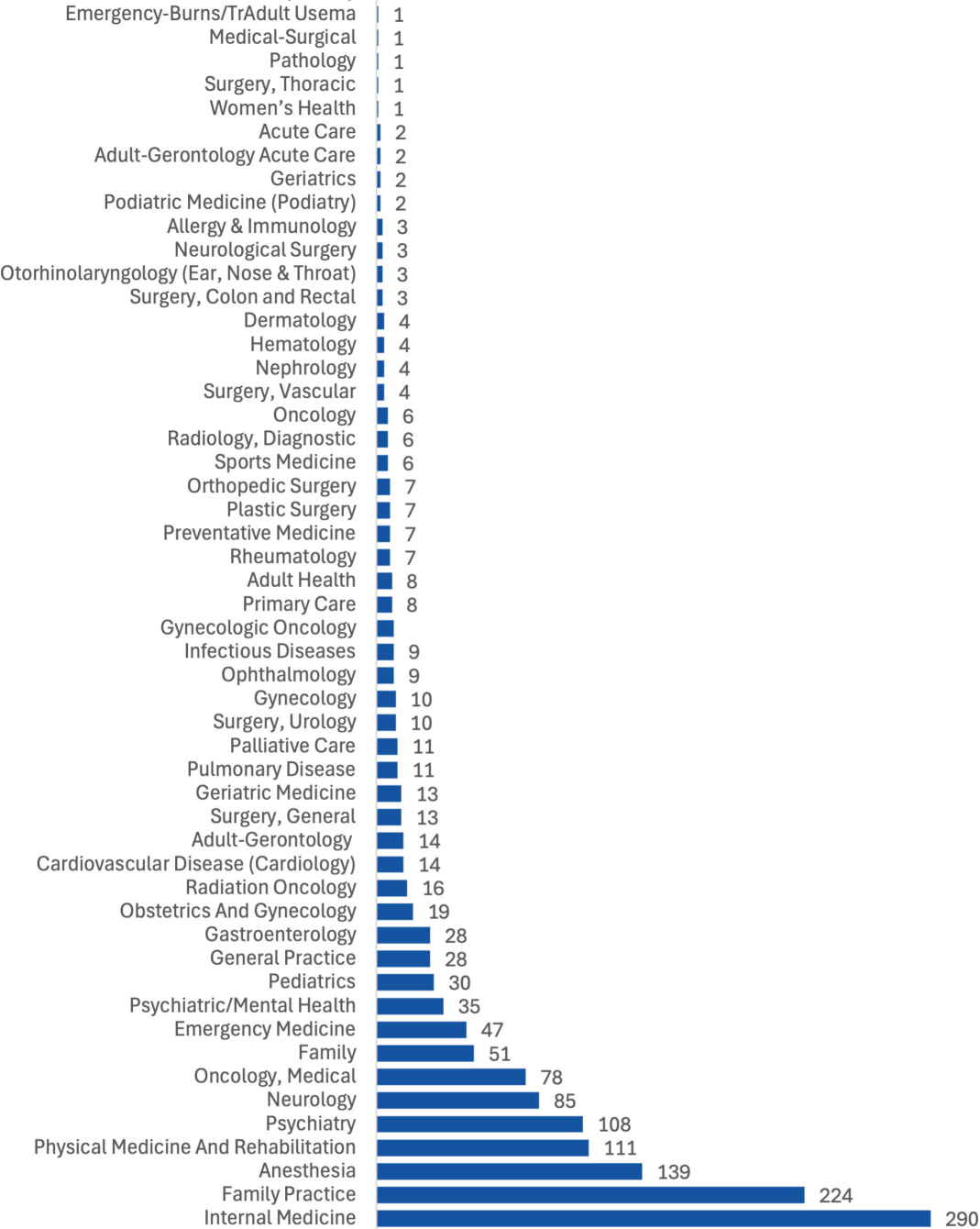
Director Wesley McWhite III speaking to reporters at a Medicinal Cannabis Program event

**2024 Health Care Providers Enrolled in Medicinal Cannabis Program, by Specialty (Medicinal) **

Specialty	Number
Acute Care	2
Adult Health	8
Adult-Gerontology	14
Adult-Gerontology Acute Care	2
Allergy & Immunology	3
Anesthesia	139
Cardiovascular Disease (Cardiology)	14
Dermatology	4
Emergency Medicine	47
Emergency-Burns/TrAdult Usema	1
Family	51
Family Practice	224
Gastroenterology	28
General Practice	28
Geriatric Medicine	13
Geriatrics	2
Gynecologic Oncology	9
Gynecology	10
Hematology	4
Infectious Diseases	9
Internal Medicine	290
Medical-Surgical	1
Nephrology	4
Neurological Surgery	3
Neurology	85

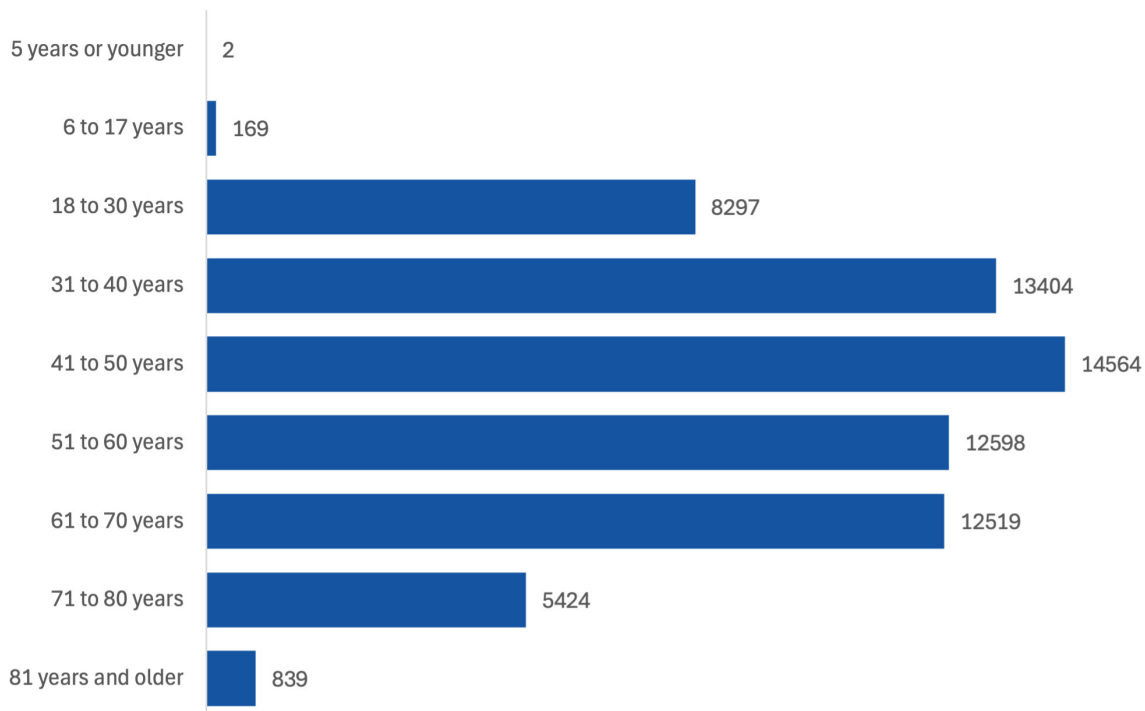
Specialty	Number
Obstetrics And Gynecology	19
Oncology	6
Oncology, Medical	78
Ophthalmology	9
Orthopedic Surgery	7
Otorhinolaryngology (Ear, Nose & Throat)	3
Palliative Care	11
Pathology	1
Pediatrics	30
Physical Medicine And Rehabilitation	111
Plastic Surgery	7
Podiatric Medicine (Podiatry)	2
Preventative Medicine	7
Primary Care	8
Psychiatric/Mental Health	35
Psychiatry	108
Pulmonary Disease	11
Radiation Oncology	16
Radiology, Diagnostic	6
Rheumatology	7
Sports Medicine	6
Surgery, Colon and Rectal	3
Surgery, General	13
Surgery, Thoracic	1
Surgery, Urology	10
Surgery, Vascular	4
Women's Health	1

# 2024 Health Care Providers Enrolled in Medicinal Cannabis Program, by Specialty Chart (Medicinal) 🍃



## Patients by Age Distribution (Medicinal)

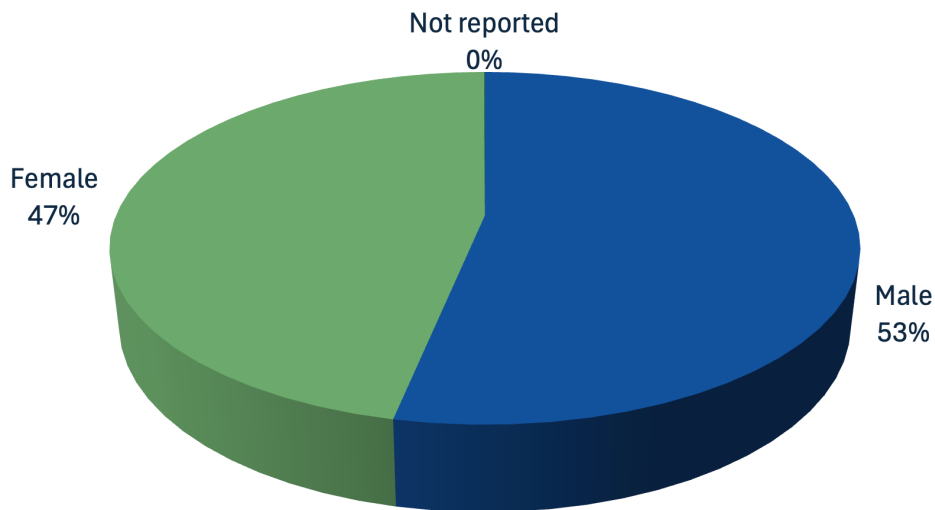
Patients by Age <sup>1</sup>	Number	Percentage
5 years or younger	2	0%
6 to 17 years	169	0%
18 to 30 years	8297	12%
31 to 40 years	13404	20%
41 to 50 years	14564	21%
51 to 60 years	12598	19%
61 to 70 years	12519	18%
71 to 80 years	5424	8%
81 years and older	839	1%



<sup>1</sup>The Age & Gender tables include Expired, Inactive and Pending Approval in addition to Active Patients

## Patient Gender Distribution (Medicinal)

Patients By Gender	Number	Percentage
Male	36116	53.26%
Female	31663	46.69%
Not reported	37	0.05%

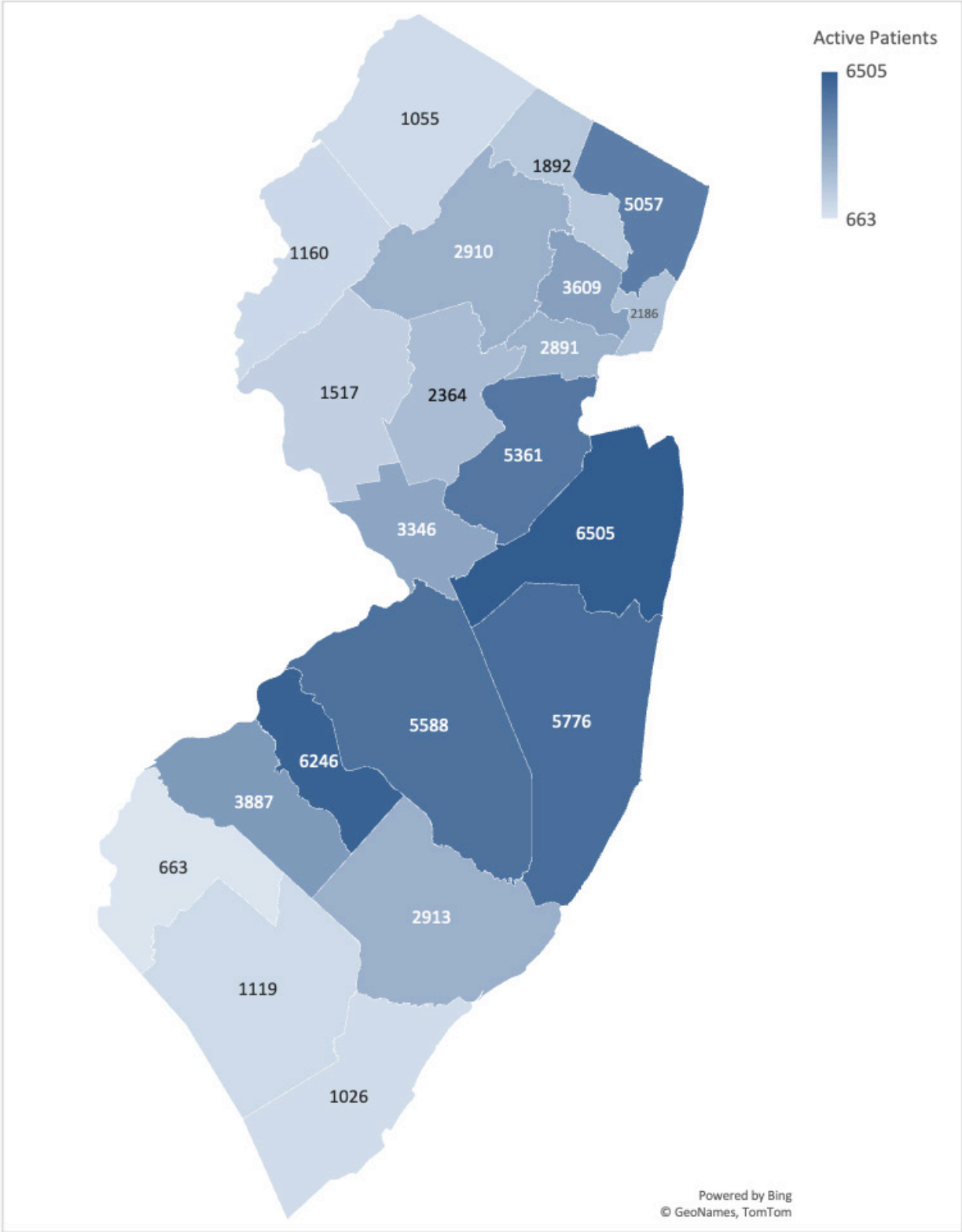


Communications staffers providing safe-use collateral at a community event

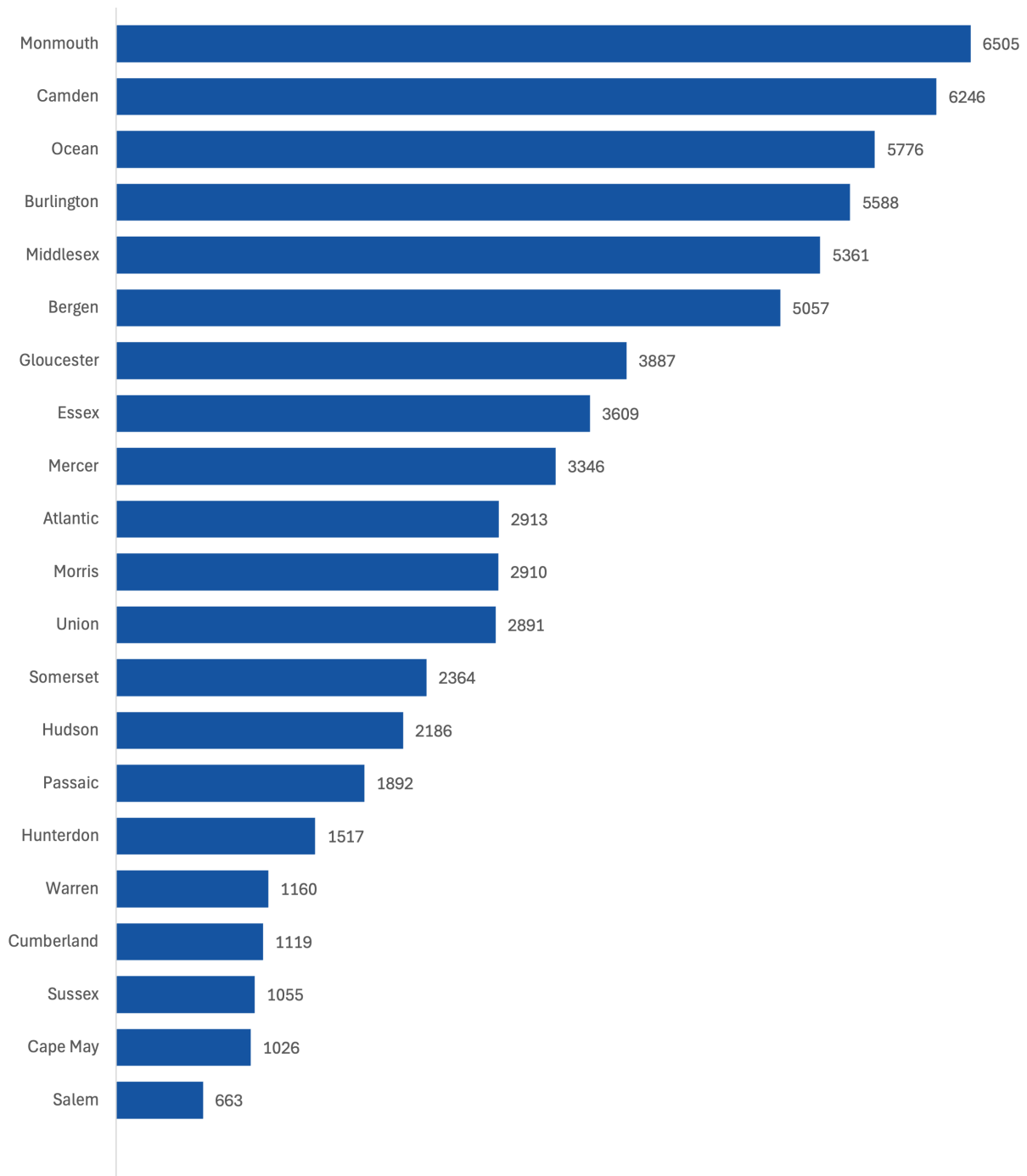
## Active Patients by County (Medicinal)

County	Active Patients
Atlantic	2913
Bergen	5057
Burlington	5588
Camden	6246
Cape May	1026
Cumberland	1119
Essex	3609
Gloucester	3887
Hudson	2186
Hunterdon	1517
Mercer	3346
Middlesex	5361
Monmouth	6505
Morris	2910
Ocean	5776
Passaic	1892
Salem	663
Somerset	2364
Sussex	1055
Union	2891
Warren	1160

# Active Patients by County Map (Medicinal) 🌿



## Active Patients By County 2024 (Medicinal)



# Partnerships to Support Equity in Cannabis



## Cannabis Training Academy

In 2021, the Commission began working with the New Jersey Business Action Center (NJBAC) to provide cannabis entrepreneurs with information on how to effectively create and sustain a business. As a result of this interagency partnership, the NJBAC launched the Cannabis Training Academy in October 2024, a technical assistance program for aspiring and current cannabis business owners. The no-cost academy offers more than 60 courses covering cannabis legalization history and cannabis entrepreneurship from application preparedness to writing Standard Operating

Procedure documents. Within four days of the class portal opening, 366 people had registered and started coursework – indicating strong need for cannabis and business education for entrepreneurs. By the end of 2024 – less than three months after launch – 869 students were enrolled.



## Economic Development Agency

In 2021, the Commission began working with the New Jersey Economic Development Authority (NJEDA) to explore opportunities for the State to provide startup funding for cannabis businesses. In 2024, the NJEDA announced recipients

of the Seed Equity Grant Program awarded by the NJEDA. Grants went to 48 social equity cannabis businesses. The grant program – aimed at helping entrepreneurs with early-stage expenses and operational costs – provided each recipient with up to \$150,000.