



WORK FIRST NJ

Quarterly Progress Update December 2005

**NEW JERSEY DEPARTMENT OF
HUMAN SERVICES**

Division of Family Development

**Jeanette Page-Hawkins
Director**



***Jon S. Corzine
Governor***

***Kevin M. Ryan
Commissioner***



Work First New Jersey (WFNJ) Quarterly Progress Update

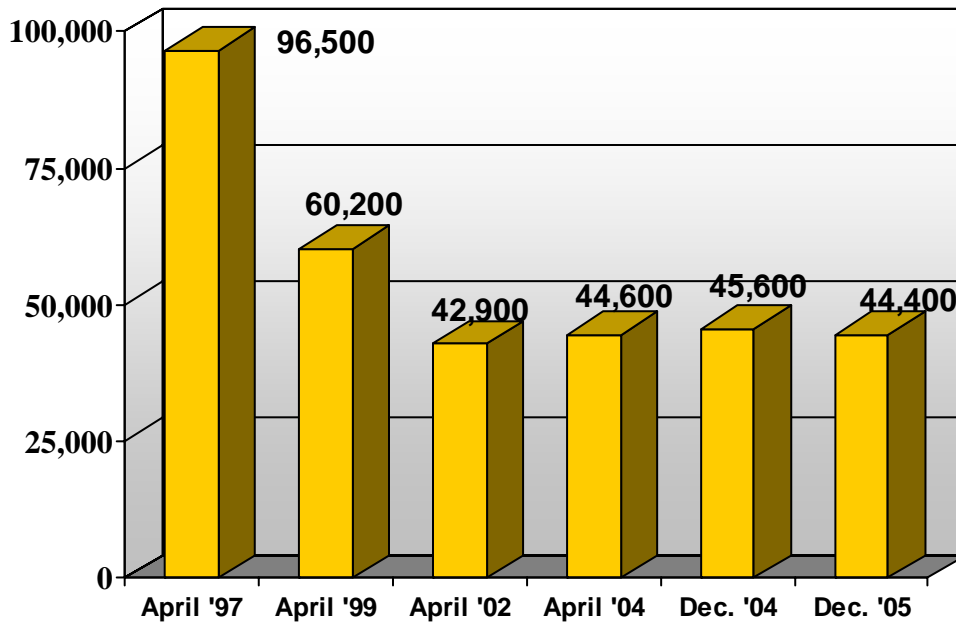
Quarter Ending December 2005

1. Work First NJ Caseload

• Temporary Assistance for Needy Families (TANF)

The number of families receiving WFNJ/TANF totaled approximately 44,400 as of December 2005.

WFNJ TANF Caseload



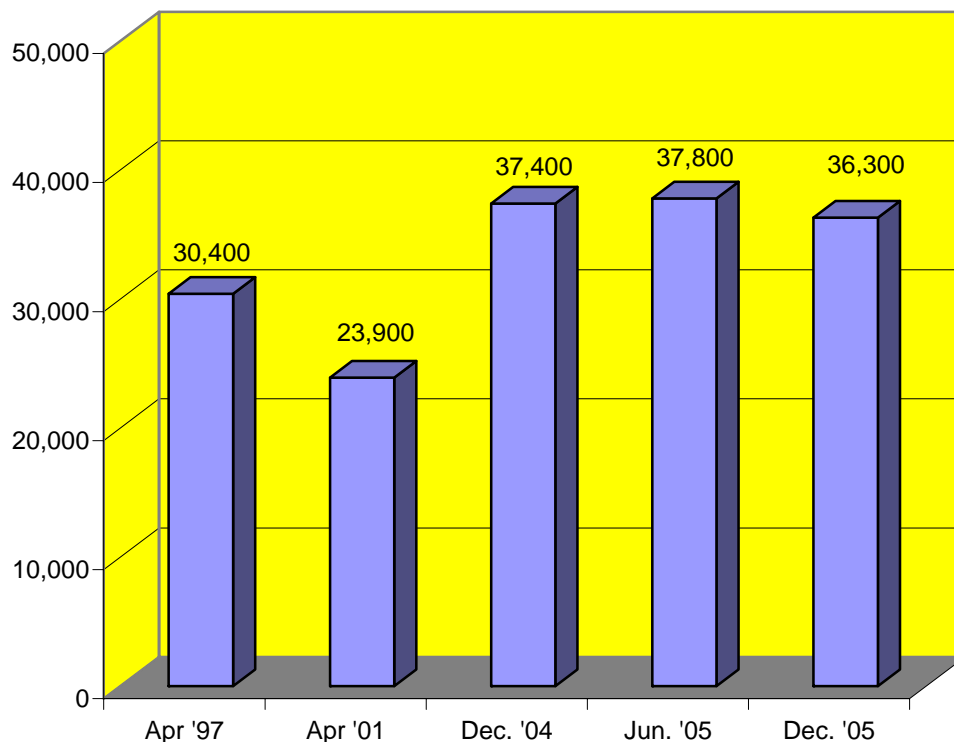
•Client Deferrals and Exemptions

During December 2005, about 6,400 TANF cases were granted a temporary deferral from the requirement to participate in a work activity. About 11,700 cases had no work requirement and were exempt from the 60-month lifetime limit on cash assistance. (The majority of these households were designated as “child-only” cases, where adults were not directly receiving cash assistance.) Therefore, of the total TANF caseload of 44,400, about 32,700 cases (74 percent) were those with adults in the household who must comply with WFNJ work requirements.

•General Assistance (GA)

As of December 2005, there were approximately 36,300 General Assistance (GA) cases in New Jersey.

WFNJ GA Caseload



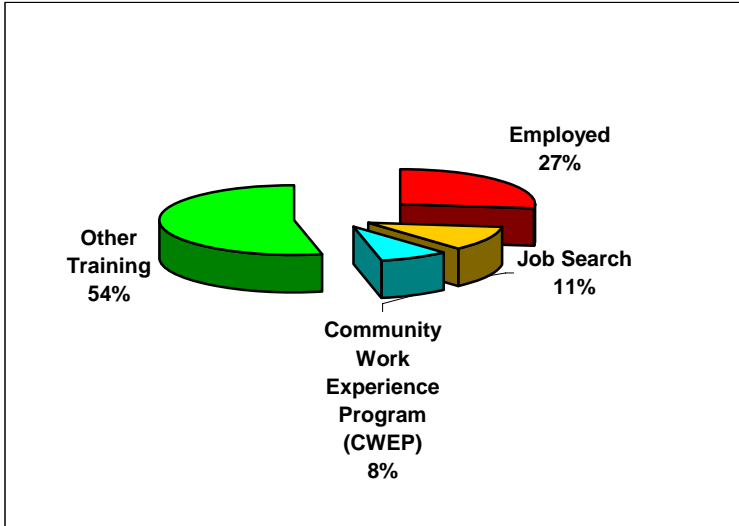
•Teenaged Welfare Recipients

Of the total TANF population of 44,400 in December 2005, about 1,600 (3.6%) were teenaged recipients, aged 18 and 19, who were heads of their households.

2. Employment & Work Preparation

•Participation of WFNJ TANF Clients in Employment-Directed Activities

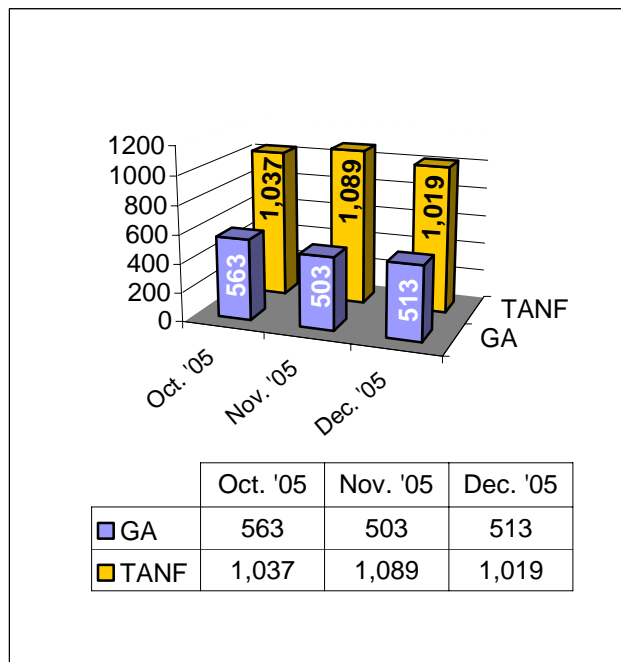
As of December 2005, TANF clients were engaged in more than 16,500 work activities. About 4,400 (27 percent) of these individuals had begun working but were still receiving a partial cash assistance payment, due to lower levels of income.



Employed	4,453
Job Search	1,893
Community Work Experience Program (CWEP)	1,389
Other Training -Alternative Work Experience (AWEP) -Occupational Training -Education -On the Job Training (OJT)	8,816
Total	16,551

•Cases Closed Due to Employment

During the quarter, a combined average of about 1,600 WFNJ TANF and GA clients left welfare for employment each month.



	Oct. '05	Nov. '05	Dec. '05
GA	563	503	513
TANF	1,037	1,089	1,019

•Major Reasons for TANF Case Closings

October to December 2005

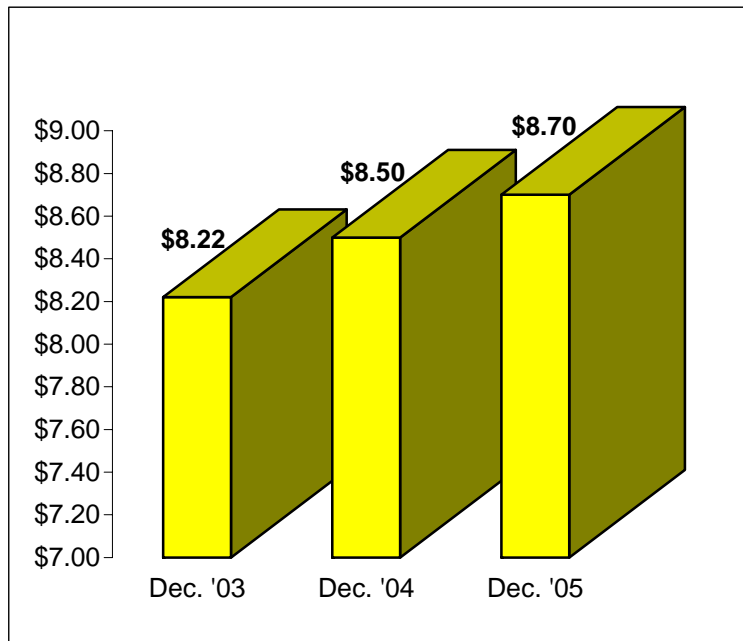
	Oct	Nov.	Dec.	Total
Due to Employment	1,037	1,089	1,019	3,145
No Eligible Children	279	235	185	699
No Redetermination	414	428	393	1,235
Moved Out of State	161	159	126	446
All Other Closed	1,308	1,183	1,116	3,607
(Unemployment Ins. Benefits)	(108)	107	94	309)
(Recipient Withdrawal)	(197)	161	169	527)
(Recipient Initiative)	(90)	89	61	240)
(Moved to Another County)	(55)	72	48	175)
(Unable to Verify Residence)	(88)	92	80	260)
(Other Closed Cases)	(770)	662	664	2,096)
Total Closed Cases	3,199	3,094	2,839	9,132

About 34 percent of all TANF cases closed during the quarter were closed due to employment.

•Earnings of Former TANF Recipients

During the fourth quarter of 2005, former WFNJ TANF recipients who recently began working earned an average of \$8.70 per hour, an increase of 20 cents per hour over the average wage for the same quarter in 2004.

Average Hourly Wages of Former TANF Recipients



•Statewide Job Openings

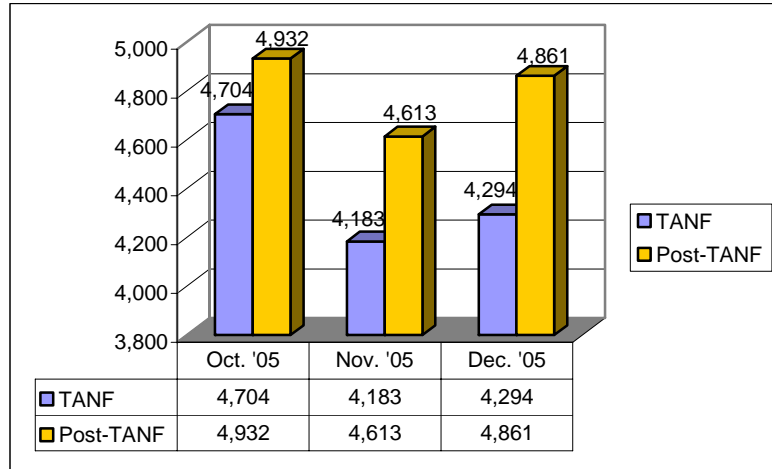
According to the NJ Department of Labor and Workforce Development, there were nearly 124,000 job openings statewide during the period of January 1, 2005 through December 31, 2005. The majority of positions available were in the Administration and Support, Waste Management and Remediation category, followed by the Retail Trade and Professional, Scientific and Technical Services fields.

LWD statewide job openings	
Occupation	Openings
Admin. & Support, Waste Mgt. & Remediation	25,565
Retail Trade	15,619
Professional, Scientific & Technical Services	13,857
Public Administration	11,337
Transportation & Warehousing	10,470
Manufacturing	9,603
Health Care & Social Assistance	8,822
Accommodation & Food Services	8,402
Construction	3,794
Other Services	2,848
Information	2,822
Wholesale Trade	2,685
Arts, Entertainment & Recreation	2,423
Finance & Insurance	1,915
Educational Services	1,332
Real Estate & Rental & Leasing	946
Management of Companies & Enterprises	551
Agriculture, Forestry, Fishing, Hunting	450
Utilities	252
Mining	56
Total	123,749

3. Child Care

As of December 2005, about 4,300 WFNJ TANF clients were receiving child care benefits. Post-TANF child care benefits were issued to about 4,900 families who had become employed and were no longer receiving cash assistance.

**WFNJ TANF Cases Receiving
Child Care Benefits, December 2005**



4. WFNJ Program Expenditures

The attached Appendix provides a summary of WFNJ program expenditures for the quarter.

**NOTE: ALL CHARTS AND GRAPHS HAVE BEEN DEVELOPED BY
THE DIVISION OF FAMILY DEVELOPMENT.**

**FOR FURTHER INFORMATION REGARDING CHARTS AND GRAPHS
OR PROGRAM EXPENDITURES, PLEASE CONTACT
JEANETTE PAGE-HAWKINS, DIRECTOR, AT 609-588-2401.**

**THE DIVISION OF FAMILY DEVELOPMENT
WORK FIRST NEW JERSEY (WFNJ) EXPENDITURES
Quarter Ending December 31, 2005**

	Expenditures for the Quarter's Ended					TOTAL COSTS SFY 2005 To Date 7/04 - 6/05	TOTAL COSTS CY 2005 To Date 1/05 - 12/05	TOTAL COSTS SFY 2006 To Date 7/05 - 12/05	12 MONTH RUNNING TOTAL To Date 1/05 - 12/05
	Actual Dec 31, 2004	Actual MAR 31, 2005	Actual JUN 30, 2005	Actual SEP 30, 2005	Estimated Dec 31, 2005				
(A) CASE MANAGEMENT									
TANF	\$8,561,211	\$6,983,959	\$7,901,833	\$7,761,197	\$7,831,515	\$30,787,304	\$30,478,504	\$15,592,712	\$30,478,504
Food Stamps/Able Bodied Adults W/O Dependents	\$2,813,993	\$2,121,813	\$2,638,461	\$2,885,283	\$2,761,872	\$9,661,731	\$10,407,430	\$5,647,155	\$10,407,430
GA	\$2,633,364	\$2,061,658	\$1,962,899	\$2,286,152	\$2,124,526	\$8,927,848	\$8,435,235	\$4,410,678	\$8,435,235
(B) SUPPLEMENTAL SERVICES									
Special Initiatives I and II	\$1,366,935	\$2,094,990	\$2,249,892	\$2,320,109	\$2,285,001	\$7,502,143	\$8,949,992	\$4,605,110	\$8,949,992
(C) CHILD CARE	\$22,724,499	\$22,356,391	\$23,998,056	\$21,580,269	\$22,789,162	\$91,643,314	\$90,723,878	\$44,369,431	\$90,723,878
(D) TRAINING RELATED EXPENSE, PARTICIPANT ALLOWANCE AND TRANSPORTATION BLOCK GRANT									
TANF	\$2,647,573	\$2,668,962	\$2,220,772	\$2,530,254	\$2,375,513	\$9,867,062	\$9,795,501	\$4,905,767	\$9,795,501
Food Stamps	\$715,837	\$733,524	\$903,245	\$709,678	\$806,462	\$3,267,169	\$3,152,909	\$1,516,140	\$3,152,909
GA	\$305,991	\$339,803	\$410,836	\$346,294	\$378,565	\$1,424,282	\$1,475,498	\$724,859	\$1,475,498
(E) DEPARTMENT OF LABOR AND WORK FORCE DEVELOPMENT - EMPLOYMENT AND TRAINING									
TANF	\$12,488,593	\$9,162,918	\$9,279,113	\$9,319,204	\$9,299,159	\$39,536,473	\$37,060,394	\$18,618,363	\$37,060,394
Food Stamps/Able Bodied Adults W/O Dependents	\$3,515,317	\$1,726,382	\$3,340,719	\$1,927,828	\$2,634,274	\$11,431,668	\$9,629,203	\$4,562,102	\$9,629,203
GA	\$1,950,288	\$1,500,239	\$589,755	\$1,455,362	\$1,022,558	\$5,662,940	\$4,567,914	\$2,477,920	\$4,567,914
(F) OMEGA SYSTEM	\$609,981	\$577,386	\$583,819	\$559,101	\$571,460	\$2,236,405	\$2,291,766	\$1,130,561	\$2,291,766
TOTAL EXPENDITURES	\$60,333,581	\$52,328,026	\$56,079,400	\$53,680,731	\$54,880,065	\$221,948,338	\$216,968,222	\$108,560,796	\$216,968,222

FOOTNOTES:

ACTUAL expenditures are subject to subsequent adjustment and reconciliation to be reflected on future reports.

Effective July 2004, Work Activities were transferred to the Department of Labor and Work Force Development.